Government
Publications
C.2

Canada Parliament

Sessional Papers

SESSIONAL PAPERS

VOLUME 6

FIRST SESSION OF THE TWELFTH PARLIAMENT

OF THE

DOMINION OF CANADA

SESSION 1911-12

VOLUME XLVI.

LIBRARY
JUL 15 1966
UNIVERSITY OF TORONTO

1091684

See also Numerical List, Page 9.

ALPHABETICAL INDEX

TO THE

SESSIONAL PAPERS

OF THE

PARLIAMENT OF CANADA

FIRST SESSION, TWELFTH PARLIAMENT, 1912.

A

Accidents on Railways.. 114
" " 114a
" " 114b
" " 102
Adulteration of Food.. 14
Agriculture:— 15
Dairy and Cold Storage.. .. .. 15a
Veterinary Director General, 1910.. .. 15b
" " " 1911.. .. 15c
Annuities—Government Statement of business done year ending March 31, 1911.. 44
Annuities—Government, Number of Lecturers appointed upon the subject of. 44a
Annuitants, and parties having made payments, &c.. .. .. 44b
Annuities Branch, Govt., Report of a Committee of the Privy Council, *re* transfer of.. 67
Anglo-Canadian Chemical Co., correspondence between, and Department of Inland Revenue.. 139
Appointments made, dissolution of last Parliament, and resignation of Laurier Ministry, &c... 70
Appointments made in Departments of Public Works and Post Office since October 7, 1911, Outside and Inside Service.. .. .. 70a
Appointments of Commissioners *re* United States and Canada Boundary Waters Treaty.. 119

A

Assistance to Provincial Railways and Public Works by Federal Government. 120
Ashe, Earl, claim for damages by fire from locomotive on I.C.R... 115
Auditor General.. 1
Aurora, report *re* proposed erection of a public building at.. .. .. 62a
Australia, Trade arrangements between Canada and.. 71
Awarding of contract for building of Hudson's Bay Railway.. .. .. 72a

B

Baldwin, Eugene, dismissal from Customs Service, Quebec.. .. .. 79c
Berthier en Haut, purchase and repair of Post Office at.. 154
Binks, Mr., promotion as Supt. of Dead Letter Office.. 138
Blind River Post Office, Province of Ontario, change of name of.. 150
Bohan, John W., Customs Officer, Bath, N.B., dismissal of.. .. .. 79o
Bonds and Securities registered since last return, November 29, 1910.. 49
Boots and Shoes, quantity of, imported into Canada since March 1, 1908.. 81
Boulay, H., report of, against W. Roy, employee on I.C.R., in 1904.. 97
Boundaries of Province of Manitoba, extension of, &c... 110

B

Boundaries of Provinces of Manitoba and Saskatchewan, correspondence with Government *re*.. .. .. 110*a*
Boundaries of Province of Ontario, extension of, &c.. .. .. 110*b*
Boundaries of the Province of Quebec, correspondence *re* extension of, &c.. .. 94
Boundary Waters Treaty between Canada and United States, appointment of Commissioners under.. 119
Bourque, Geoffrey, accident incurred by, in yard of I.C.R., 1911.. 102
Branch Lines Railways:—
Tenders for construction line of Railway from Estmere to Baddeck, NS. 100
Tenders for construction line of Railway from Estmere to Baddeck, N.S. 100*a*
Tenders for construction of line of Railway by I.C.R. between Sunnybrae and Guysborough, N.S.. .. .. 110*b*
Breakwater, *re* the building of, at Port Richmond, N.S.. 129
Breakwater, *re* the building of, at Chas. Forest's Cove, N.S.. .. .. 129*a*
British Canadian Loan and Investment Co., statement of affairs of.. 131
Brotherhood Unions of I.C.R., agreement between and the Government since 1898. 69
Burrard Power Co., H. M. The King *vs.* Case of.. 147

C

Cablegrams relating to reduced rates of transmission.. 59
Canadian-Australian Trade, Return *re*,.. 71
Canal Statistics.. .. .. 20*a*
Cement purchased for different works by Government, or Montreal Harbour Commission.. 85
Central Station, City of Quebec, expropriation of property of Messrs. Turgeon and Gunn for.. 117
Car Ferry Service between Province of Prince Edward Island and the Mainland.. .. ..95, 95*a*, 95*b*
Census of Canada, Fifth.... .. .. A
Census, taking of in City of Regina.. .. 73
Chartered Banks.. 6
Chief Astronomer.. .. .. 25*a*
Charles Forest's Cove, building of breakwater at.. .. .. 129*a*
Civil Service:—
List.. 30
Appointments and Promotions, Commissioner's Annual Report.. 31
Insurance Act, &c.. 43
Retiring allowances and Superannuation, Statement of.. 41

C

Coal Dust Anthracite, &c., quantity imported into Montreal in 1911.. 80
Cold Storage establishments in each city of Canada, showing number of.. 146
Commissioners, names of, appointed under Inquiries Act.. 155
Commissioners appointed to investigate matters on Transcontinental Railway between Winnipeg and Moncton 65*a*
Commissioners to inquire into Government Departments, Order in Council *re*.. 65
Commission for demarcation of the Meridian of 141st Degree, West Longitude.. 86
Commission appointed to inquire into matters appertaining to the Farmers' Bank.. .. .. 65*b*
Commission of Conservation, Report of, for year ending March 31, 1911.. 47
Combines Investigation Act, proceedings under.. .. .. 36*a*
Criminal Statistics.. 17
Customs Annual Report.. 11
Customs Tarriff, change in *re* twine used in heading of Lobster Traps.. .. 98

D

Dismissals:—
From Moosejaw Land Office of John Rutherford.. 79
Capt. Peter Decoste from Dredge 'Cape Breton'.. .. .. 79*a*
Roder'k Sutherland, caretaker public building, at Canso, N.S.. .. 79*b*
Mr. Eugène Baldwin from Customs Service at Coaticook, Que.. .. .. 79*c*
Mederic Picotte as Messenger of the House of Commons.. .. .. 79*d*
Wm. A. Hattie from position of Preventive Officer at Mulgrave, N.S... .. .. 79*e*
R. Leithead, &c., employees of I.C.R. 79*f*
Jos. Veniot, checker on I.C.R.. .. 79*g*
John Connolly, of New Glasgow, Inspector of Fuel on I.C.R.. .. .. 79*h*
S. N. Ferguson, Preventive Officer at Oyster Ponds, Guysborough, N.S. 79*i*
F. J. Veniot, Collector of Customs at Bathurst, N.B.. .. .. 79*j*
Luke Day, Department of Public Works, North Sydney, N.S. 79*k*
Geo. T. Harbour, Supt. of Deep Water Wharf at Gaspé, Que.. .. 79*l*
D. McDonald, Esq., M.D., of Baddeck, C.B.. .. .. 79*m*
Geo. Cavanagh, New Glasgow, N.S. 79*n*
John W. Bohan, Bath, N.B.. .. .. 79*o*

D

Dismissals—*Continued.*
Hector Hamel, Montreal Custom House.. .. .. 79*p*
Lyman C. Smith, Oshawa, Ont. .. 79*q*
Michel Campeau, Postal Station, Montreal.. .. .. 79*r*
R. McAdam, Fishery Officer for Antigonish Co., N.S,.. .. .. 79*s*
Fishery Guardians in County of Guysborough, N.S.. .. .. 79*t*
Edwd. Kelly from position of engineer at Reduction Works, Canso, N.S.. .. .. 79*u*
David S. Hendsbee from position of weigher at Reduction Works, Canso, N.S.. .. .. 79*v*
Anson Shelters at St. Armond Station, County of Missisquoi 79*w*
Proposed of John Park, Postmaster at Orangeville, Ont.. .. .. 79*x*
Jas. McPhee as Customs Officer at West Bay, N.S.. .. .. 79*y*
Allan Kennedy, Telegraph Repairer, Inverness Co., N.S.. .. .. 79*z*
Wenceslaus Lebel, of Kamouraska, Customs Department 79*aa*
Thos. Hale, 'Labour Gezette,' Westville, Nova Scotia.. .. .. 79*bb*
Wm. A. Gerrior, Larry's River, N.S., Customs Department 79*cc*
August Hibert as Postmaster, St. Paschal, Kamouraska Co., Que.. 79*dd*
Luo Lizotte, Postmaster, St. Pacombe, Kamouraska Co., Que. .. 79*ee*
Capt. Alex. Roberts, Postmaster, Canso, N.S.. .. .. 79*ff*
In 1896 of H. St. Amour, Postmaster of St. Amour, Co. of Prescott.. .. .. 79*gg*
W. H. Harris, Postmaster at White Head, N.S.. .. .. 79*hh*
Jas. McGrath, Postmaster at Aspen.. .. .. 79*ii*
Louis Gerard, Postmaster at Ste. Angele de Mérci, Rimouski Co. 79*jj*
On May 1, 1903, of John Fraser, Postmaster at Stellarton, N.S... 79*kk*
John M. Rodgers, Postmaster at East Ronan Valley, N.S.. .. .. 79*ll*
Eugène Guimond, Postmaster at Ste. Angèle, Co. of Rimouski.. .. 79*mm*
Charges against Dugald R. Boyle, Fishery Officer at West Arichat, N.S.. .. .. 79*nn*
Charges against Dr. J. R. McLeod, Port Physician, Port Hawkeshury, N.S.. .. .. 79*oo*

D

Dismissals—*Continued.*
Théophile Morice, Officer over delivery of Coal, I.C.R., at Rivière du Loup.. .. .. 79*pp*
Charges received by P. O. Dept. *re* the Postmaster at Glenelg, N.S.. 79*qq*
Charges against Jas. A. Matheson, I.C.R., Trackman, Meadowville.. 79*rr*
D. McFarlane, Postmaster at S. W. Margaree, N.S.. .. .. 79*ss*
Postmaster at Rathburn, Co. of Ontario, and change of P. O.. .. 79*tt*
John McLeod, Postmaster at Denmark, Colchester, N.S.. .. .. 79*uu*
Doué, Daoust, Postmaster at Alfred, County Prescott.. .. .. 79*vv*
Thos. Dionne and Miss Sanidon, of Cacouna Post Office.. .. .. 79*ww*
Postmaster of St. Anaclet, Co. of Rimouski.... .. .. 79*xx*
Resignation of Donald E. McLean, late Postmaster, Inverness, N.S. 79*yy*
Number of Postmasters removed from office in County of Shefford, since Oct. 1, 1911.. .. .. 79*zz*
Charges against Arthur Brymer, Fishery Officer at L'Ardoise, N.S. 79*aaa*
Charges against Lawrence G. Power, Supt. Lobster Hatchery at Arichat, N.S.. .. .. 79*bbb*
Joachim Godbout, Lighthouse Keeper at St. Laurent.. .. .. 79*ccc*
Investigation against P. L. St. Pierre, Postmaster at St. Paul d'Abbotsford.. .. .. 79*ddd*
Dr. H. Dupré as Postmaster of St. Hébert, Co. of Richelieu.. .. .. 79*eee*
Showing number of dismissals in Post Office Department since October 1, 1911.. .. .. 79*fff*
Madam, the widow of Antoine S. Martin, as Postmistress.. .. .. 79*ggg*
Jos. Moreau as Postmaster, at St. Germain, Kamouraska.. .. .. 79*hhh*
Geo. Bourgoin, Statistician on Lachine Canal.. .. .. 79*iii*
Louis Deschesne, an employee of the Marine Department.. .. .. 79*jjj*
Charges aginst A. E. Hatfield, Fishery Overseer for County of Yarmouth, N.S.. .. .. 79*kkk*
Mr. J. C. Dauphinais as Postmaster at Sorel.. .. .. 79*lll*
Jos. Clouthier, Postmaster at St. Adolphe de Dudwell.. .. .. 79*mmm*
Dairy and Cold Storage.. .. .. 15*a*
Destructive and Pest Act, Regulations under.. 53

D

Decoste, Capt. Peter, dismissal of, from Dredge 'Cape Breton'.. .. .. 79a
Deep-Sea Fishermen, expenditure *re*. Bounty to.. 58
Dog-Fish Scrap, relating to price of, from March 31, 1911.. 109
Dominion Police, average number of men on, for year 1911.. 60
Dominion Lands Survey Act, Orders in Council in accordance with.. 55
Dominion Lands Act, chap. 20, Statutes of Canada, 1908, Orders in Council *re*, published in 'Ganada Gazette'.. .. .. 55a
Dominion Lands Act, chap. 20, Statutes of Canada, 1908, Orders in Council *re* disposal of lands within 40-mile Railway Belt in British Columbia 55b
Dominion Lands Act, chap. 20, Statutes of Canada, 1908, Supplementary Return *re*.. .. .. 55c
Dominion Lands Survey Act, Supplementary Return, Orders in Council *re*.. .. 55d
Duchemin, H. B., date of appointment to investigate complaints *re* Government Officials.. 149
Duchemin, H. B., Report of charges made by, against W. W. Gray.. .. .. 97a
Duty payable in respect to Jute Cloth, Traction Engines, &c.. 141
Duties on Lumber, Documents in connection with enforcement of.. 66

E

Election, Return of Twelfth General, for House of Commons, 1911.. 18
Elections, Bye, Return of for (Twelfth Parliament) House of Commons 18a
Election General, 1911, Resumé of 152
Enquiry into loss of horse killed on Dalhousie Branch, I.C.R.. 114
Erection of an Armoury at Sarnia, Ont., Reports relating to.. 93
Estmere to Baddeck, Tenders for construction of line of railway from, &c.. .. ..100, 100a
Estimates.. 3
" 3a
" Supplementary, March 31, 1912. 3b
" 4
" 5
Expenditure for printing Pamphlets *re* Immigration.. 64
Experimental Farms.. 16
Expropriation of properties of Messrs. Turgeon and Gunn, Quebec.. 117
External Affairs.. .. .. 29b

E

Extension of Boundaries of Province of Manitoba, and other matters *re*.. 110
Extension of Boundaries of Province of Quebec, Correspondence *re*. &c.. 94

F

Farmers' Bank, Copies of Petitions relating to, &c.. .. .. 65c
Farmers' Bank, Commission appointed to inquire into matters relating to.. 65b
Farm Labourers and Domestic Servants placed from 1907 to 1912.. 87
Fidelity Trust Co. of Montreal, Incorporation and operation of.. 116
Fifth Census of Canada.. .. .. A
Fifth Joint Report of Commissioners *re* demarcation of Meridian 140° W. L.. 86
Fish Trap Licenses, against issuing of, to Capt. John H. Thorburn.. 106
Fish Trap, removal of, at or near McNutt's Island, Harbour of Shelbourne, N.S.. .. .. 106a
Fishing in fresh water lakes of Dominion, Lease giving exclusive rights to.. 123a
Fishery Guardians, County of Guysborough, N.S., *re* dismissal of.. .. .. .. 79b
Fishery Act, prosecutions under, against J. McCabe, D. Porter, and others, County of Pictou, N.S.. 89
Forget, A. E., Messrs, &c., Return showing dates presented by 92
'Forbes Sterilizers,' Memo. *re* use of, in House of Commons and Government Departments.. 112

G

Geographic Board.. .. .. 21a
Geological Survey.. 26
Governor General's Warrants issued since last Session.. 39
Governor General, Commission issued to present, instructions, &c.. 83
Government Annuities, Statement business done year ending March 31.. 44
Gray, W. W., Report of H. H. Duchemin against.. .. .. 97a

H

Harbour Commissioners (Marine).. 23
Hawkes, Arthur, *re* appointment of, as Commissioner of Immigration.. .. .. 61a
Homestead Inspectors, how many employed in Prov. of Saskatchewan, 1911. 88
House of Commons, Messengers, total number, &c.; also total number relieved from service, &c.. 74
Hudson's Bay Railway, and relating to the navigating of the Hudson's S raits. 101a

I

Immigration, Expenditure printing pamphlet *re* promotion of.. 64
Immigration, Relating to appointment of Arthur Hawkes, Commissioner for.. .. 64*a*
Immigration purposes, Amount expended for, by Dominion Government, for past ten years.. .. .. 64*b*
Imperial Defence, Correspondence between Imperial and Canadian Governments, *re*.. 77
Indians Affairs.. 27
Industrial Disputes.. .. .. 36*a*
Inland Revenue.. 12
Inland Revenue Part II (Weights and Measures).. 13
Inland Revenue Part III (Adulteration of Food).. 14
Intercolonial Ry., Agreements between men of, and Brotherhood Unions.. .. 69
Interior, Report of Dept. of.. 25
Interior, Dept. of, Copies of Orders in Council under a Resolution of House of Commons.. 57
Internal Economy Commission, Report of, for preceding year.. 45
Inefficient Posatl Delivery Service at Rothesay, N.B.. 124
Insurance, Report of Superintendent of. 8
Insurance, Abstract Statement of.. 9
Irrigation Act, Regulations and forms prescribed.. 54

J

Justice Report.. 34
Jute Cloth, Traction Engines, &c., *re*, to any change in duty, &c.. 141

K

Keewatin Territory, Separate School System in.. 137
King vs. Burrard Power Co., Return *re*. 146

L

La Société Co-operative de La Vallée de Yamaska, Tobacco Growers of, papers referring to.. 126
Labour Report.. 36
Lacoste, Sir A., Ouimet, Hon., and Doherty, C. J., Hon., Superannuation of.. 91
Lands sold by C.P.R. during year ending 1st Oct., 1911.. 68
Lands sold by C.P.R., year ended Oct. 1, 1911 ('Irrigation Block').. .. .. 68*a*
Lands sold by C.P.R. in Alberta, year ended Oct. 1, 1911.. .. .. 68*b*
Lavoie, Absolom, of Amqui, accidentally killed on I.C.R. at Métis, Rimouski Co., 1911.. .. .. 114*a*

L

Lease to Whaling Companies for whale fishing on the coast of British Columbia.. 123
Lease giving exclusive rights to fishing in fresh water lakes of the Dominion. 123*a*
Letters Patent relating to the Governor General of Canada.. 83
Liquor brought from any place outside Canada into the Territories.. 78
Library, Joint Committee, Report of.. .. 33
Library, Joint Committee, further Report of.. .. .. 33*a*
Loans, various, made by Government of Canada since year 1900.. 145
Lobster Traps, Return *re* temporary change in Tariffs on twine used in.. .. 98
Lumber Duties on, Circulars, Instructions *re*, addressed to Collectors of Customs, 1911.. 66

Mc

McAulay, Angus A., claim for damages, fire from locomotive in P. E. Island... 115*a*
McCabe, John, and others, Prosecutions under the Fishery Act against.. 89

M

Madore, Alex., Accident sustained by, on I.C.R.. 114
Magdalen Islands, News sent to, by 'Wireless Telegraph,' &c.. 133
Mails, Contracts for carrying of, between Scott Junction and Station, Co. of Beauce, Cancellation of.. 134
Mails, Contracts for carrying of, between River John Ry. Station and Post Office, Cancellation of.. .. .. 134*a*
Mails, Contracts for carrying of, between Stellarton Station and Post Office, Cancellation of.. .. .. 134*b*
Mails, Contracts for conveyance in which cancellation was made from Oct., 1911, Feb., 1912.. .. .. 134*c*
Mails between England, France and Canada, Contracts *re* carriage of, between Steamship Co.s and Govt. of Canada. 111
Mail Bags, amount paid since Oct. 15, 1911, for making and repairing.. 153
Mail Routes, rural, established by present Government.. 143
Manitoba, Printing and Distribution of Voters' Lists of, at last General Election.. 103
Manitoba, Extension of boundaries of, and matters *re* division of Keewatin. 110
Manitoba and Saskatchewan, Correspondence with Government *re* boundaries. 110*a*

M

Marine and Fisheries (Marine).. 21
" " (Fisheries). 22
Marriage Act, 'An Act to amend the,' Return *re*.. 108
Marriage Act, Return concerning Petitions, Memorials, &c., *re* passing of the 'Ne Temere'.. .. .. 108*a*
Meat Trusts, Concerning methods and operations of.. 61
Meridian 141st Degree, West Longitude, Report *re* demarcation of.. 86
Messengers of the House of Commons relieved from service, &c.. 74
Militia Council, Report of.. 35
Militia, Regulations and General Orders promulgated by.. .. .. 46*a*
Metapedia Waterworks Co., Claim of, against I.C.R.. 130
Miscellaneous Unforseen Expenditure, from April 11, 1911, to Nov. 16, 1911 .. 42
Money paid by Dominion Government to Railways in Manitoba, Alberta, &c.. .. 72*b*
Moosejaw, Documents *re* the appointment of a Post Office Inspector at.. .. 136
Moosejaw, Tenders in connection with public building at.. 62
Morine, A. B., G. N. Ducharme and R. S. Lake, appointment of, as Commissioners *re* Government Departments.. 65

N

National Battlefields Commission, Receipts and Expenditures of.. 50
Naturalization, Uniformity of, passage of legislation relating to.. 76
Naval Service, Report of.. 38
Naval Service, Order in Council as to extra pay of officers and men.. 40
Naval Service, allowance in lieu of lodging, provisions, &c.. .. .. 40*a*
Naval Service, regulations *re* distinguishing flag and pendants flown by ships of Royal Navy.. .. .. 40*b*
Naval Service, gratuities to widows of seamen killed on duty.. .. .. 40*c*
Naval Service of Canada, Correspondence connected in any way with.. .. .. .. 40*d*
Naval Service, rates of pay and allowances for Bandsmen in Royal Canadian Navy.. .. .. 40*e*
Naval Service, Naval Reserve Lands, Transfer of, by Imperial Govt. to Dominion Govt.. .. .. 40*f*
Naval Service, pay for Bandsmen in Royal Canadian Navy.. .. .. 40*g*
Naval Service, Transfer of certain Naval Reserve Lands by Imperial Govt.. .. 40*h*

N

Naval Service, Memorandum of Admiral Kingsmill *re* Navy.. .. .. 40*i*
Negotiations for Reciprocity Treaty between Canada and United States.. .. 82
Newfoundland, Contracts for conveyance of Mails between Canada and.. 111

O

Ontario, Return *re* extension of boundaries of, and division of District of Keewatin.. .. .. 110*b*
Order in Council appointing Commissioners to inquire into Depts. of Govt. 65
Order in Council *re* an 'Act to amend the Marriage Act'.. 108
Order in Council, pay for Bandsmen in Canadian Navy.. .. .. 40*g*
Ordinances of Yukon Territory in year 1911.. 75
Ottawa Improvement Commission, Receipts and Expenditures of.. 51
Ottawa, Respecting work done for improvement and beautifying of.. .. .. 51*a*
Ottawa Improvement Commission, Work done by, for year ending March 31, 1911.. .. .. 51*b*

P

Parcel Post Convention between Canada and France, Papers connected with.... 135
Paris Exposition, Statement of expenses incurred for, in 1900.. 63
Pelagic Sealing, Treaty *re*, &c., between Great Britain, United States and Russia.. 84
Persons appointed to positions with the Government between dissolution and Sept. 21, 1911.. 70
Port Dover Harbour, Norfolk Co., Ontario, Relating to improvement of..127*a*, 127*b*
Postmaster General, Report of.. 24
Powassan, Change of Postmaster at, between Jan. 1, 1906, and Jan. 1, 1912.. 142
Prosecutions under Fishery Act against John McCabe and others.. 89
Provident Trust Co., of Montreal, Incorporation and operation.. 118
Provincial Railways and Public Works, Assistance to, by Federal Government. 120
Public Accounts, Report of.. 2
Public Printing and Stationery, Report of.. 32
Public Works, Report of Dept. of.. 19

Q

Quantity of Anthracite, &c., Coal imported into Montreal in year 1911.. .. 80
Quantity of Boots and Shoes imported into Canada, from March 1, 1908.. .. 81

Q

Quarantine Station on Lawlor's Island. 99
Quebec, Province of, Correspondence *re* extension of boundaries of.. 94
Quebec Bridge, Report, &c., of the Board of Engineers for the construction of.. 104
Queen's Hotel Co., Ltd., Correspondence and documents in the case.. 122

R

Railways:—
Railways and Canals.. 20
Statistics (Canal).. .. .. 20*a*
" (Railways).. .. .. 20*b*
Commissioners.. .. .. 20*c*
Telephone Statistics.. .. .. 20*d*
Express Statistics.. .. .. 20*e*
Papers *re* that portion of, between Hillsborough and Albert Co., N.B... 72
Papers *re* awarding of contract building Hudson's Bay Ry., &c.. .. .. .. 72*a*
In Alberta, Manitoba, &c., Money paid by Dominion Government to.. .. .. 72*b*
Transcontinental, Correspondence *re* connecting Montreal with.. .. .. .. 72*c*
Trascontinental Ry. Station at Quebec, Papers *re* awarding of contract of.. 72*d*
Transcontinental, Statement showing work done on Eastern Division of, to Dec. 31, 1911.. .. .. 72*e*
Report A. E. Doucet, Dist. Engineer, Sec. B. Trans. Ry. *re* selection of railway station sites.. .. .. 72*f*
Writings made or given by Board of Nat. Trans. Ry., from appt. of R. W. Leonard.. .. .. 72*g*
Interim Report Commissioners of Nat. Trans. Ry.. .. .. 72*h*
Commission Transcontinental, Report of.. 37
Transcontinental, Construction of, between Moncton and Winnipeg, Appointment of Commission *re*.. 65
Names of all appt. to service of I.C.R., in City of St. John, N.B.. 107
Provincial and other Public Works, Assistance to, by Federal Govt. 120
Reciprocity Treaty between Canada and United States, Negotiations for.. .. 82, 82*a*
Regina, Memorials *re* taking of Census in.. 73
Rex versus Sheldon and others, papers and documents in the case.. 121
Richmond Port, N.S., Building of a breakwater at.. 129
River John Railway Station, *re* contract between Post Office and.. .. .. .. 134*a*
Rocky Mountain Park Act, Orders in Council passed concerning.. .. .. 56*a*

R

Rothesay, N.B., inefficient Postal Service at 124
Royal North West Mounted Police, Report *re*.. 23
Royal North West Mounted Police, term of service, pay, &c., of, Extract from Minutes of Treasury Board.. 128
Royal Society of Canada, Statement of affairs of.. 52
Rural Mail Routes, established by the present Government.. 143
Rutherford, John, removal from Moosejaw Land Office.. 79

St.

St. John Ry. Co. to lay rails across tracks of I.C.R.. .. ..96, 96*a*
St. John and Quebec Ry. Co., Agreement between H. M. The King and Ry. Co.. 125
St. John Valley Ry. Co., Building of, from St. John to Grand Falls, N.B. .. 113
St. Laurent, Xavier, *re* killing of horse belonging to, on Dalhousie Branch, I.C.R.. .. .. 114*b*

S

Salmon, Papers relating to negotiations affecting the exportation of.. 148
Sarnia, Proposed Winter Harbour at.. 127
" Erection of an Armoury at.. .. 93
Secretary of State, Report of.. 29
Separate School System, Petitions praying for such in Keewatin Ter. to Govt. 137
Scott Junction, Cancellation of mail contract between Station and.. 134
Shareholders in Banks, List of.. 6
Shipping, Foreign, engaged in Coastwise Trade in Canada.. 144
Shipping, List of.. .. .. 21*b*
Smith, Lyman C., Customs Collector at Oshawa, Dismissal of.. .. .. 79*q*
Steamboat Inspection, Report *re*.. .. .. 23*a*
Stellarton Station, Contract service between Post Office and.. .. .. 134*b*
Sterilizers, showing what Government Buildings are equipped with.. 112
Stream Measurements, Report of progress of, for calendar year 1910.
Strike existing, and in the past on G. T. Ry. west of Winnipeg, relating to.. .. 140
Sutherland, Roderick, dismissal of.. .. 79*b*
Superannuations and Retiring Allowances, Statement of, *re* Civil Service.. .. 41
Superannuation of Judges, Sir Alex. Lacoste, Hon. J. A. Ouimet, &c., &c.. .. 91
Superintendent of Insurance, Report of.. 8
Sunnybrae and Guysborough, construction of certain Branch Lines of I.C.R. between.. .. .. 100*b*

T

Tender of the McDiarmid Co., Ltd., construction of Moosejaw buildings.. .. 62
Tender for construction of line of Railway from Estmere to Baddeck, N.S.. 100
Tender for construction of proposed line from Estmere to Baddeck, N.S.. .. .. 100a
Tolls on Canals, abolition or regulation of, as per Order in Council.. 105
Topographical Survey.. .. .. 25b
Tracadie Road Post Office, complaints, charges, &c., relating to.. 132
Trade and Commerce, 10, 10a, 10b, 10c, 10d, 10e, 10f
Trade Arrangements between Canada and Australia.. 71
Trade Arrangements with the British West Indies, &c.. .. .. 71a
Trade Unions, re, under 'An Act respecting'.. 48
Transfer of certain Naval Reserve Lands by Imperial Govt.. .. .. 40h
Treaty re Boundary Waters between Canada and United States.. 119

T

Treasury Board, Extract from Minutes of meeting of Jan. 22, 1912.. 90
Turgeon, F., and F. Gunn, expropriation of property in City of Quebec.. 117

U

Unclaimed Balances.. 7
Unpaid Dividends.. 7

V

Veniot, P. J., Collector of Customs, Bathurst, N.B., re dismissal of.. .. .. 79j
Veterinary Director General, 1910 .. .. 15b
" " " 1911 .. .. 15c
Voters' Lists of Province Manitoba at last elections, printing and distribution.. 103

W

Weights and Measures.. 13
Winnipeg and Hudson Bay Ry. Co., correspondence between Govt. &c., and.. 101
West Indies, Trade arrangements with.. 71a
Whaling Companies, Lease to, for Whale fishing on coast of B.C.. 123
Wholesale Prices in Canada, 1911, Report Dept. of Labour on.. 151

See also Alphabetical List, Page 1.

LIST OF SESSIONAL PAPERS

Arranged in Numerical Order, with their titles at full length; the dates when Ordered and when Presented to the Houses of Parliament; the Names of the Senator or Member who moved for each Sessional Paper, and whether it is ordered to be Printed or Not Printed.

CONTENTS OF VOLUME A.

Fifth Census of Canada, 1911. Areas and population by provinces, districts and subdricts, Vol. I.

Printed for distribution and sessional papers.

CONTENTS OF VOLUME 1.

(This volume is bound in two parts.)

1. Report of the Auditor General for the year ended 31st March, 1911. Volume 1, Parts A to P, and Vol. 2, Parts Q to Y. Presented 10th January, 1912, by Hon. Mr. White.

Printed for distribution and sessional papers.

CONTENTS OF VOLUME 2.

2. Public Accounts of Canada, for the fiscal year ending 31st March, 1911. Presented by Hon. Mr. White, November 20, 1911.. ..*Printed for distribution and sessional papers.*

3. Estimates for fiscal year ended 31st March, 1911. Presented 29th November, 1911, by Hon. Mr. White.. .. ..*Printed for distribution and sessional papers.*

3*a*. Estimates for the fiscal year ending 31st March, 1913. Presented 10th January, 1912, by Hon. Mr. White.. .. ..*Printed for both distribution and sessional papers.*

3*b*. Supplementary Estimates for the fiscal year ending 31st March, 1912. Presented 13th March, 1912, by Hon. Mr. White..*Printed for both distribution and sessional papers.*

4. Supplementary Estimates for the fiscal year ending 31st March, 1913. Presented by Hon. Mr. White, 26th March, 1912.. .. ..*Printed for distribution and sessional papers.*

5. Further Supplementary Estimates for fiscal year ending 31st March, 1912. Presented by Hon. Mr. White, 26th March, 1912.

Printed for distribution and sessional papers.

6. List of Shareholders in the Chartered Banks of the Dominion of Canada for year ended 31st December, 1911. Presented by Hon. Mr. White.

Printed for distribution and sessional papers.

CONTENTS OF VOLUME 3.

7. Report on dividends remaining unpaid, unclaimed balances and unpaid drafts and bills of exchange in Chartered Banks of the Dominion of Canada for five years and upwards prior to 31st December, 1911.

Printed for distribution and sessional papers.

CONTENTS OF VOLUME 4.

8. Report of the Superintendent of Insurance for year ended, 1911. Presented by Hon. Mr. White, 20th November, 1911... .. .. ..*Printed for distribution and sessional papers.*

9. Abstract of Statements of Insurance Companies in Canada for the year ended 1911. Presented by Hon. Mr. White.. .. ..*Printed for distribution and sessional papers.*

CONTENTS OF VOLUME 5.

10. Report of the Department of Trade and Commerce for the fiscal year ended 31st March, 1911. (Part I.—Canadian Trade). Presented by Hon. Mr. Foster, 23rd February, *Printed for distribution and sessional papers.*

10*a*. Report of the Department of Trade and Commerce for the year ended 31st March, 1911. (Part II.—Canadian Trade with (1) France, (2) Germany, (3) United Kingdom, and (4) United States). Presented by Hon. Mr. Foster, 10th January, 1912. *Printed for distribution and sessional papers.*

10*b*. Report of the Department of Trade and Commerce for the fiscal year ended 31st March, 1911. (Part III.—Canadian Trade). Presented by Hon. Mr. Foster, 25th March, 1912.. .. ..*Printed for distribution and sessional papers.*

CONTENTS OF VOLUME 6.

10*c*. Report of the Department of Trade and Commerce for the fiscal year ended 31st March, 1911. (Part IV.—Miscellaneous Information). Presented by Hon. Mr. Foster, 7th February, 1912.. .. ..*Printed for distribution and sessional papers.*

10*d*. Report of the Department of Trade and Commerce for the fiscal year ended 31st March, 1911. (Part V.—Grain Statistics, &c.) Presented by Hon. Mr. Foster. *Printed for distribution and sessional papers.*

10*e*. Report of the Department of Trade and Commerce for the fiscal year ended 31st March, 1911. (Part VI.—Subsidized Steamship Services). Presented by Hon. Mr. Foster, 1st April, 1912.. .. ..*Printed for distribution and sessional papers.*

10*f*. Report of Trade and Commerce for fiscal year ended 31st March, 1911. (Part VII.—Trade of Foreign Countries, Treaties and Conventions). Presented by Hon. Mr. Foster.. .. ..*Printed for distribution and sessional papers.*

CONTENTS OF VOLUME 7.

11. Report of the Department of Customs for the year ended 31st March, 1911. Presented by Hon. Mr. Roche, 10th January, 1912. *Printed for distribution and sessional papers.*

CONTENTS OF VOLUME 8.

12. Reports, Returns and Statistics of the Inland Revenue for the Dominion of Canada, for the year ended 31st March, 1911. (Excise, Part I). Presented by Hon. Mr. Nantel, 30th November, 1911.. .. ..*Printed for distribution and sessional papers.*

13. Report Department of Inland Revenue. (Part II.—Inspection of Weights and Measures, Gas and Electric Light). Presented by Hon. Mr. Nantel, 30th November, 1911. *Printed for distribution and sessional papers.*

14. Reports, Returns and Statistics of the Inland Revenues for the Dominion of Canada, for the year ended 31st March, 1911. Part III.—Adulteration of Food. Presented by Hon. Mr. Nantel, 11th January, 1912. *Printed for distribution and sessional papers.*

CONTENTS OF VOLUME 8—*Continued.*

15. Report of the Minister of Agriculture for the Dominion of Canada, for the year ended 31st March, 1911. Presented by Hon. Mr. Burrell, 1st December, 1911.
Printed for distribution and sessional papers.

15*a*. Report of the Dairy and Cold Storage Commissioner for the fiscal year ending 1911. Presented by Hon. Mr. Burrell... .. ..*Printed for distribution and sessional papers.*

CONTENTS OF VOLUME 9.

15*b*. Report of the Veterinary Director General and Live Stock Commissioner, J. G. Rutherford, for the year ending 1910. Presented by Hon. Mr. Burrell.
Printed for distribution and sessional papers.

15*c*. Report of the Veterinary Director General and Live Stock Commissioner for the year ending 31st March, 1911. Presented by Hon. Mr. Burrell, 1st December, 1911.
Printed for distribution and sessional papers.

CONTENTS OF VOLUME 10.

16. Report of the Director and Officers of the Experimental Farms for year ending 31st March, 1911. Presented by Hon. Mr. Burrell, 1st December, 1911.
Printed for distribution and sessional papers.

17. Criminal Statistics for the year ended 1910. Presented by Hon. Mr. Doherty.
Printed for distribution and sessional papers.

CONTENTS OF VOLUME 11.

18. Return of the Twelfth General Election for the House of Commons, 1911.
Printed for distribution and sessional papers.

18*a*. Return of By-Elections (Twelfth Parliament) for the House of Commons, 1911.
Printed for distribution and sessional papers.

CONTENTS OF VOLUME 12.

19. Report of the Minister of Public Works, for the fiscal period ended 31st March, 1911. Presented by Hon. Mr. Monk, 1st December, 1911. Vols. I and II.
Printed for distribution and sessional papers

CONTENTS OF VOLUME 13.

20. Report of the Department of Railways and Canals for fiscal year, 1st April, 1910 to 31st March, 1911. Presented by Hon. Mr. Cochrane, 12th January, 1912.
Printed for distribution and sessional papers.

20*a*. Canal Statistics for season of navigation of 1911.
Printed for distribution and sessional papers.

20*b*. Railway Statistics of the Dominion of Canada for the year ended 30th June, 1911. Presented by Hon. Mr. Cochrane, 1st February, 1912.
Printed for distribution and sessional papers.

CONTENTS OF VOLUME 14.

20*c*. Sixth Report of the Board of Railway Commissioners for Canada, for the year ending 31st March, 1911. Presented by Hon. Mr. Cochrane, 29th March, 1912.
Printed for distribution and sessional papers.

CONTENTS OF VOLUME 14—*Continued.*

20*d*. Telephone Statistics of the Dominion of Canada, for the year ended 30th June, 1911. Presented by Hon. Mr. Cochrane, 8th March, 1912.
Printed for distribution and sessional papers.

20*e*. Express Statistics of the Dominion of Canada for the year ended 30th June, 1911. Presented by Hon. Mr. Cochrane, 8th March, 1912.
Printed for distribution and sessional papers.

21. Report of the Department of Marine and Fisheries, for the year ending 31st December, 1911. (Marine). Presented by Hon. Mr. Hazen, 22nd January, 1912.
Printed for distribution and sessional papers.

CONTENTS OF VOLUME 15.

21*a*. Tenth Report of the Geographic Board of Canada, for year ending 30th June, 1911. Also Appendix Handbook of Indians of Canada.
Printed for distribution and sessional papers.

21*b*. List of Shipping issued by Department of Marine and Fisheries. Vessels in registry books of Canada, for year 1911. Presented by Hon. Mr. Hazen.
Printed for distribution and sessional papers.

CONTENTS OF VOLUME 16.

22. Report of the Department of Marine and Fisheries, 1911. (Fisheries). Presented by Hon. Mr. Hazen, 12th January, 1912.
Printed for distribution and sessional papers.

23. Supplement to the Forty-fourth Annual Report of the Department of Marine and Fisheries for the year ending 31st December, 1910—Marine—Report of the Harbour Commissioners for Montreal, Quebec, &c. Presented by Hon. Mr. Hazen, 22nd January, 1912.. .. ..*Printed for distribution and sessional papers.*

23*a*. Report of the Chairman of the Board of Steamboat Inspection for the fiscal year 1911. Presented by Hon. Mr. Hazen, 22nd January, 1912.
Printed for distribution and sessional papers.

CONTENTS OF VOLUME 17.

24. Report of the Postmaster General for the year ended 31st March, 1911. Presented by Hon. Mr. Pelletier, 24th November, 1911.
Printed for distribution and sessional papers.

25. Report of the Department of the Interior, for the fiscal year ending 31st March, 1911. Presented by Hon. Mr. Rogers, 12th January, 1912.
Printed for distribution and sessional papers.

CONTENTS OF VOLUME 18.

(This volume is bound in two parts.)

25*a*. Report of Chief Astronomer, Department of the Interior, for year ending 31st March, 1910. Vol. II. and IIII.
Printed for distribution and sessional papers.

25*a*. Report of Chief Astronomer, Department of the Interior, for year ending 31st March, 1911.. .. ..*Printed for distribution and sessional papers.*

CONTENTS OF VOLUME 19.

25*b*. Annual Report of the Topographical Surveys Branch, Department of the Interior, 1910-11.. .. ..*Printed for distribution and sessional papers.*

25*d*. Report of progress of stream measurements for the calendar year 1910.
Printed for distribution and sessional papers.

CONTENTS OF VOLUME 19—*Continued.*

26. Summary Report of the Geological Survey Branch, Department of Mines, for calendar year 1911.. .. ..*Printed for distribution and sessional papers.*

26a. Summary Report of the Mines Branch Department of Mines, for the calendar year 1910. Presented by Hon. Mr. Nantel, 11th January, 1912.
Printed for distribution and sessional papers.

CONTENTS OF VOLUME 20.

27. Report of the Department of Indian Affairs for the year ended 31st March, 1911. Presented by Hon. Mr. Rogers, 11th January, 1912.
Printed for distribution and sessional papers.

28. Report of the Northwest Mounted Police, for year 1911. Presented by Rt. Hon. Mr. Borden, 10th January, 1912... .. .. ..*Printed for distribution and sessional papers.*

CONTENTS OF VOLUME 21.

29. Report of the Secretary of State of Canada for year ended 31st March, 1911. Presented by Hon. Mr. Roche, 30th November, 1911
Printed for distribution and sessional papers.

29*b*. Report of the Secretary of State for External Affairs for the fiscal year ended 31st March, 1911. Presented by Hon. Mr. Roche, 11th January, 1912.
Printed for distribution and sessional papers

30. Civil Service List of Canada, 1911. Presented by Hon. Mr. Roche, 30th March, 1912.
Printed for distribution and sessional papers.

CONTENTS OF VOLUME 22.

31. Report of the Civil Service Commission of Canada for the period from 1st September to 31st August, 1911. Presented by Hon. Mr. Roche, 12th January, 1912.
Printed for distribution and sessional papers.

32. Annual Report of the Department of Public Printing and Stationery for the year ended 31st March, 1911. Presented by Hon. Mr. Roche, 6th March, 1912.
Printed for distribution and sessional papers.

33. Report of the Joint Librarians of Parliament for the year 1911. Presented by Hon. The Speaker, 16th November, 1911... .. ..*Printed for sessional papers.*

33*a*. Report of the Joint Committee Library of Parliament for year 1911. Presented by Hon. The Speaker, 18th March, 1912.. .. ..*Printed for sessional papers.*

34. Report of the Minister of Justice as to Penitentiaries in Canada for fiscal year ended 31st March, 1911. Presented by Hon. Mr. Doherty, 10th January, 1912.
Printed for distribution and sessional papers.

35. Report of the Militia Council for the fiscal year ending 31st March, 1911. Presented by Hon. Mr. Hughes, 8th February, 1912.
Printed for distribution and sessional papers.

CONTENTS OF VOLUME 23.

36. Report of the Department of Labour for year ending 31st March, 1911. Presented by Hon. Mr. Crothers, 12th January, 1912.
Printed for distribution and sessional papers.

36*a*. Fourth Report of Proceedings under the Industrial Disputes Investigation Act, 1907. Presented by Hon. Mr. Crothers, 12th January, 1912.
Printed for distribution and sessional papers.

36*e*. Report of proceedings under the Combines Investigation Act, for the year ended 31st March, 1911. Presented by Hon. Mr. Crothers, 10th Jannary, 1912.
Printed for distribution and sessional papers

CONTENTS OF VOLUME 23—*Continued.*

37. Report of the Transcontinental Railway Commission for year ending 31st March, 1911. Presented by Hon. Mr. Cochrane.. ..*Presented for distribution and sessional papers.*

38. Report of the Department of the Naval Service, for the fiscal year ending 31st March, 1911. Presented 10th January, 1912, by Hon. Mr. Hazen.
Printed for distribution and sessional papers.

CONTENTS OF VOLUME 24.

39. Statement of Governor General's Warrants issued since the last Session of Parliament on account of 1911-12. Presented 20th November, 1911, by Hon. Mr. White.
Not printed.

40. Copy of Order in Council, dated 7th August, 1911, *re* "Extra Pay of Officers, and Men serving in the Naval Service of Canada."

Copy of Order in Council, dated 10th August, 1911, *re* "Payment to Ministers of Religion of various denominations for religious ministration to Officers and Men belonging to the Naval Foces of Canada."

Copy of Order in Council, dated 18th October, 1911, *re* "Regulations for the entry of Naval Cadets for the Naval Service."

Copy of Order in Council, dated 25th October, 1911, *re* "Regulations for Courts Martial." Presented 20th November, 1911, by Hon. Mr. Hazen.. .. .. ..*Not printed.*

40*a*. Copy of Order in Council, dated 7th August, 1911, *re* "Consolidated Allowance in lieu of Lodging, Provisions, Fuel, Light, &c., for the Naval Service of Canada." Presented 29th November, 1911 by Hon. Mr. Hazen.. .. ..*Not printed.*

40*b*. Copy of Order in Council, No. P.C. 2843, dated 16th December, 1911—"Regulations *re* Distinguishing Flag and Pendants to be flown by the Ships of the Royal Canadian Navy." Presented 1st January, 1912, by Hon. Mr. Hazen.. .. ..*Not printed.*

40*c*. Copy of Order in Council, dated 27th January, 1912, *re* Gratuities to Widows of Seamen, killed on duty. Presented 8th February, by Hon. Mr. Hazen..*Not printed.*

40*d*. Return to an Address to His Royal Highness the Governor General of the 29th November, 1911, for a copy of all Correspondence between His Majesty's Government in Canada and His Majesty's Government in England, subsequent to the last Imperial Conference, concerning the Naval Service of Canada, or in any way connected with it. Presented 15th February, 1912.—*Mr. Lemieux.*
Printed for distribution and sessional papers.

40*e*. Copy of Order in Council P.C., 16/168, dated 27th January, 1912, *re* Daily Rates of Pay and allowances for Bandsmen in the Royal Canadian Navy.—(*Senate*).
Not printed.

40*f*. Copy of Order in Council No. P.C. 186, 30th January, 1912, *re* transfer of certain Naval Reserve Lands by the Imperial Government to the Dominion Government and the reservation of the same for Naval and Military purposes.—(*Senate.*)..*Not printed.*

40*g*. Copy of Order in Council P.C., 16/168 dated 27th January, 1912, *re* Daily Rates of Pay and Allowances for Bandsmen in the Royal Canadian Navy. Presented 27 February, 1912, by Hon. Mr. Hazen.. .. ..*Not printed.*

40*h*. Copy of Order in Council No. P.C. 196, dated 30th January, 1912. *re* transfer of certain Naval Reserve Lands by the Imperial Government to the Dominion Government and the reservation of the same for Naval and Military purposes. Presented 27th February, 1912, by Hon. Mr. Hazen.. .. ..*Not printed.*

40*i*. Return to an Order of the House of the 5th February, 1912, for a copy of the memorandum of Admiral Kingsmill, dated 9th October, 1911, referred to by the Minister of Marine and Fisheries in answer to a question put to him on the 15th January, 1912. Presented. 11th March, 1912, by Hon. Mr. Hazen.. .. ..*Not printed.*

CONTENTS OF VOLUME 24—*Continued.*

41. Statement of Superannuation and Retiring Allowances in the Civil Service during the year ended 31st December, 1911, showing name, rank, salary, service, allowance and cause of retirement of each person superannuated or retired; also, whether vacancy filled by promotion or by new appointment, and salary of any new appointee. Presented 20th November, 1911, by Hon. Mr. White.. .. ..*Not printed.*

42. Statement of Expenditure on account of "Miscellaneous Unforeseen Expenses," from the 1st April, 1911, to the 16th November, 1911, in accordance with the Appropriation Act of 1911. Presented 20th November, 1911, by Hon. Mr. White.. .. ..*Not printed.*

43. Civil Service Insurance Act. Statement concerning. Presented 20th November, 1912. *Not printed.*

44. Return, in pursuance of Section 16 of the Government Annuities Act, 1908, containing Statement of the business done during the fiscal year ending 31st March, 1911. Presented 21st November, 1911, by Hon. Mr. Foster.. .. ..*Not printed.*

44*a*. Return to an Order of the Senate, dated 8th February, showing:—1. The number of persons who have been appointed to the position of lecturers upon the subject of Annuities under chapter 5, 7-8 Edward VII, "An Act to authorize the issue of Government Annuities for Old Age and Amendments thereto." 2. The names of such lecturers, the amount of salary paid to each, of travelling expenses or payments for any other service rendered in connection therewith. 3. The number of clerks and others employed in connection with the organization and putting into force the provisions of the Annuities Act; and the salaries and wages paid to each one so employed. 4. The total expense incurred in the organization of Annuities Branch of the Public Service, to the end of December, 1911.—(*Senate*).. .. ..*Not printed.*

44*b*. Return to an Order of the Senate, dated 6th February, 1912, showing:—1. The number of annuitants and parties having made payments on account of purchase of same up to the 1st February, 1912. 2. The amount of money paid in to the same date. 3. The number of contracts for annuities entered into in each month from the 1st January, 1911, to the 1st February, 1912. 4. The number of letters received by the officials in charge of the Annuities Branch during same period?—(*The Senate.*).. ..*Not printed.*

45. Report of the proceedings for the preceding year of the Commisioners of Internal Economy of the House of Commons, pursuant to Rule 9. Presented 24th November, 1911, by Hon. The Speaker.. .. ..*Not printed.*

46. Copies of General Orders promulgated to the Militia for the period between 1st November, 1910, and 2nd November, 1911, inclusive. Presented 24th November, 1911, by Hon. Mr. Hughes.. .. ..*Not printed.*

47. Report of the Commission of Conservation on the Water-Powers of Canada. Presented 28th November, 1911, by Hon. Mr. Burrell.. .. ..*Not printed.*

48. Return respecting Trade Unions under Chap. 125, R.S.C., 1906. Presented 30th November, 1911, by Hon. Mr. Roche.. .. ..*Not printed.*

49. Detailed statement of all bonds or securities registered in the Department of the Secretary of State of Canada, since last return (29th November, 1910), submitted to the Parliament of Canada, under Section 32 of Chap. 19, R.S.C., 1906. Presented 30th November, 1911.—*Hon. Mr. Roche*.. .. ..*Not printed.*

50. Statement of Receipts and Expenditures of the National Battlefields Commission to 31st March, 1911. Presented 30th November, 1911.—*Hon. Mr. White.* *Printed for sessional papers.*

CONTENTS OF VOLUME 24—*Continued.*

51. Statements of Receipts and Expenditures of the Ottawa Improvement Commission to 31st March, 1911. Presented 30th November, 1911.—*Hon. Mr. White*... ..*Not printed.*

51*a*. Return respecting work done by Ottawa Improvement Commission for beautifying of Ottawa.—(*Sir Wilfrid Laurier.*) Presented 22nd February, 1912.
Printed for distribution and sessional papers.

51*b*. Report of the Ottawa Improvement Commission for the fiscal year ending 31st March, 1911. Presented by Hon. Mr. White, 18th March, 1912.. .. ..*Not printed.*

52. Statement of the affairs of the Royal Society of Canada, for the year ended 30th April, 1911. Presented 30th November, 1911.—*Hon. Mr. White*.. .. ..*Not printed.*

53. Regulations under "The Destructive Insect and Pest Act."—(*For distribution*). Presented 1st December, 1911.—*Hon. Mr. Burrell*
Printed for distribution and sessional papers.

54. Return of Orders in Council passed regulations and forms prescribed between the 1st October, 1910, and 30th September, 1911, in accordance with the provisions of Section 57 of the Irrigation Act, Chapter 61 Revised Statutes of Canada, 1906. Presented 1st December, 1911.—*Hon. Mr. Foster*.. .. ..*Not printed.*

55. Return of Orders in Council passed between the 1st of October, 1910, and the 31st July, 1911, in accordance with the provisions of Section 5 of the Dominion Lands Survey Act, Chapter 21, 7-8 Edward VII. Presented 1st December, 1911.—*Hon. Mr. Foster.*
Not printed.

55*a*. Return of Orders in Council which have been published in the *Canada Gazette*, between 1st October, 1910, and 31st July, 1911, in accordance with the provisions of Section 77 of the Dominion Lands Act, Chapter 20 of the Statutes of Canada, 1908. Presented 1st December, 1911.—*Hon. Mr. Foster*.. .. ..*Not printed.*

55*b*. Return of Orders in Council which have been published in the *Canada Gazette* and in the British Columbia *Gazette*, between 1st October, 1910, and 31st July, 1911, in accordance with provisions of Sub-section (*d*) of Section 38 of the regulations for the survey, administration, disposal and management of Dominion Lands within the 40-mile Railway Belt in the Province of British Columbia. Presented 1st December, 1911.—*Hon. Mr. Foster*.. .. ..*Not printed.*

55*c*. Supplementary Return of Certain Orders in Council in accordance with the provisions of Section 77 of the Dominion Lands Act, Chapter 20 of the Statutes of Canada, 1908.—(*Senate.*).. .. ..*Not printed.*

55*d*. Supplementary Return of Orders in Council which have been published in the *Canada Gazette*, between 1st August, 1911, and 15th November, 1911, in accordance with the provisions of Section 77 of the Dominion Lands Act, Chapter 20 of the Statutes of Canada, 1908. Presented 7th February, 1912.. .. ..*Not printed.*

56. Return of Orders in Council passed between the 1st October, 1910, and the 30th September, 1911, in accordance with the provisions of the Forest Reserve Act, Section 19, of Chapter 10, 1-2 George V. Presented 1st December, 1911.—*Hon. Mr. Foster.*
Not printed.

56*a*. Return of Orders in Council passed between the 1st October, 1910, and the 30th September, 1911, in accordance with the provisions of the Rocky Mountain Park Act, Section 5 of Chapter 60, Revised Statutes of Canada. Presented 1st December, 1911. —*Hon. Mr. Foster*.. .. ..*Not printed.*

CONTENTS OF VOLUME 24—*Continued.*

57. Return (in so far as the Department of the Interior is concerned) of Copies of all Orders in Council, plans, papers, and correspondence which are required to be presented to the House of Commons, under a Resolution passed on 20th February, 1882, since the date of the last return, under such Resolution. Presented 5th December, 1911.—*Hon. Mr. Rogers*.. .. ..*Not printed.*

58. Statement of Expenditure as bounty to deep-sea fishermen for the year 1910-11, pursuant to Chapter 46 of the Revised Statutes of Canada, 1906, intituled: "An Act to encourage the development of the Sea Fisheries and the building of Fishing Vessels." Presented 5th December, 1911.—*Hon. Mr. Hazen*.. .. ..*Not printed.*

59. Communication from the Right Honourable Baron Strathcona and Mount Royal, G.C.M.G., &c., on the subject of cheaper transmission of press cablegrams, &c.—(*Sessional papers*). Presented 7th December, 1911.—*Hon. Mr. Borden.*
Printed for sessional papers.

60. Report of the Commissioner, Dominion Police Force, for the year 1911. Presented 10th January, 1912.—*Hon. Mr. Doherty*.. .. ..*Not printed.*

61. Return to an Order of the House of the 27th February, 1911, showing all Statutes, regulations, reports and proceedings in the courts of the United States or in the counts of any of the respective States, and all other documents, papers and information of every kind touching or concerning the methods and operations of the meat trust and other trusts and combines in the United States, and touching the results both to the producer and to the consumer of such methods and operations, including all departmental proceedings and reports and other proceedings and reports of the Government of the United States or of any department thereof with respect to the matters aforesaid, and in general all available information in respect to the operations of such trusts and combines in the United States. Presented, 10th January, 1912.—*Mr. Meighen*... .. ..*Printed for sessional papers.*

62. Return to an Order of the House of the 29th November, 1911, for a copy of all papers, letters, telegrams, and other documents in connection with the acceptance of a tender of the McDiarmid Company, Limited, for the construction of the Moosejaw public building, and the cessation of all construction thereof. Presented 10th January, 1912.—*Mr. Knowles*.. .. ..*Not printed.*

62*a*. Return to an Order of the House of the 29th November, 1911, for a copy of all papers, telegrams, reports and other documents in connection with the proposed erection of a public building in the town of Aurora. Presented 10th January, 1912.—*Mr. Armstrong (York)*.. .. ..*Not printed.*

63. Return to an Order of the House of the 30th December, 1911, for a detailed statement of the expenses incurred and paid for the Exposition at Paris in 1900, under the title of payments of the Colonial Committee for space, &c., $87,000 (*See* report of the Auditor General, 1899,D—15). Presented 10th January, 1912.—*Mr. Paquet.*
Not printed.

64. Return to an Order of the House of the 6th December, 1911, showing the expenditure for printing pamphlets, circulars and literature with a view to promoting immigration to Canada during each of the years from and including 1900 to 1911; and the expenditure in the interests of each province for printing pamphlets, circulars and literature entirely devoted to each province during each of the years from and including the year 1900 to 1911; and also, whether the printing was done by contract or under what arrangement and the rate charged. Presented 10th January, 1912.—*Mr. Sutherland*.. .. ..*Not printed.*

CONTENTS OF VOLUME 24—*Continued.*

64a. Return to an Address to His Royal Highness the Governor General of the 30th November, 1911, for a copy of all Orders in Council and other papers relating to the appointment of Arthur Hawkes as a special commissioner in the immigration branch of the Interior Department. Presented 10th January, 1912.—*Mr. Oliver... .. ..Not printed.*

65. Certified copy of a Report of the Committee of the Privy Council, approved by His Royal Highness the Governor General on the 21st December, 1911, appointing Messieurs Alfred Bishop Morine, Guillaume Narcise Ducharme and Richard Stuart Lake, a Royal Commission to investigate and inquire into the operation of the various departments of the government, with a view to securing increased efficiency and a more thorough organization and co-ordination in the said departments. Presented 10th January, 1912.—*Rt. Hon. Mr. Borden.. .. ..Not printed.*

65. Certified copy of a Report of the Committee of the Privy Council, approved by His Royal Highness the Governor General on the 29th January, 1912, relative to the appointment of two commissioners, namely: Mr. F. C. Gutelius, C.E., of Montreal, and Mr. George Lynch Staunton, K.C., of Hamilton, to investigate all matters bearing on the actual construction of the National Transcontinental Railway between Moncton and Winnipeg. Presented 6th February, 1912.—*Hon. Mr. Cochrane.*
Not printed.

65b. Certified copy of a Report of the Committee of the Privy Council, approved by His Royal Highness the Governor General on the 12th February, 1912, appointing the Hon. Sir William Ralph Meredith, Chief Justice of the Common Pleas Division of the High Court of Justice of Ontario, a commissioner to inquire into all the circumstances connected with the organization, management, operation and failure of the Farmer's Bank of Canada. Presented 13th February, 1912.—*Hon. Mr. White.*
Not printed.

66. Return to an Order of the House of the 30th November, 1911, for a copy of all papers, telegrams, reports and other documents in connection with the interpretation and enforcement of the duties on lumber, together with a copy of all instructions or other communications addressed by circular or otherwise to Collectors of Customs, and a copy of any minute or minutes or rulings or decisions of the Board of Customs during the year 1911. Presented 10th January, 1912.—*Mr. Knowles... ..Not printed.*

67. Certified copy of a Report of the Committee of the Privy Council, approved by His Royal Highness the Governor General on the 21st November, 1911, providing for the transfer of the Government Annuities Branch from the Department of Trade and Commerce to the Post Office Department. Presented 10th January, 1912.—*Hon. Mr. Pelletier... .. ..Not printed.*

68. Return relating to lands sold by the Canadian Pacific Railway Company during the year which ended the 1st October, 1911. Presented 11th January, 1912.—*Hon. Mr. Rogers.. .. ..Not printed.*

68a. Return under the provisions of Section 8 of 49 Victoria, Chapter 9, being a list of lands in the "Irrigation Block" of the Canadian Pacific Railway Company in the province of Alberta, sold by that company during the year which ended on the 1st October, 1911. Presented 13th March, 1912.. .. ..Not printed.

68b. Return under the provisions of Section 8 of 49 Victoria, Chapter 9, being a list of lands in the province of Alberta, sold by the Canadian Pacific Railway Company during the year which ended on the 1st October, 1911. Presented 13th March, 1912.
Not printed.

CONTENTS OF VOLUME 24—*Continued.*

69. Return to an Order of the House of the 4th December, 1911, for a copy of all agreements between the Minister of Railways of Canada and any of the Brotherhood Unions or organizations of the employees of the Interclonial Railway since 1898. Presented 15th January, 1912.—*Mr. Maclean (Halifax)*.. .. ..*Not printed.*

70. Return to an Order of the House of the 29th November, 1911, showing:—1. What persons were appointed to positions in the several departments between the date of the dissolution of the last parliament and the 31st September last. 2. On whose recommendation such appointments were made, and the salary attached to each position. 3. What appointments were made in the several departments between the 21st day of September last and the date of the resignation of the Laurier Ministry, on whose recommendation in each case and the salary of each appointee. Presented 15th January, 1912.—*Mr. Edwards*.. .. ..*Not printed.*

70*a*. Return to an Order of the House of the 22nd January, 1912, for a Return showing how many appointments have been made in the Department of Public Works and Post Office since the 7th day of October, 1911, in the inside service, and in the outside service respectively. Presented 12th February, 1912.—*Mr. Kyte*.. .. ..*Not printed.*

71. Return to an Address to His Royal Highness the Governor General of the 30th November, 1911, for a copy of all documents, &c., necessary to bring up to date the statement regarding the matters covered by Sessional Paper 109 of the Session of 1910-11 in reference to Canadian-Australain Trade.—*Mr. Ames.*

Printed for distribution and sessional papers.

71*a*. Return to an Order of the House of the 10th January, 1912, for a copy of all papers and correspondence relating to the negotiations that have been opened by the government for improved trade arrangements with the British West Indies and British Guiana. Presented 26th January, 1912.—*Mr. Murphy.*

Printed for distribution and sessional papers.

72. Return to an Address to His Royal Highness the Governor General of the 29th November, 1911, for a copy of all correspondence consisting of letters or telegrams, between the Salisbury and Harvey Railway Company or any officer thereof or any person, and the Minister of Railways or any other member of the government or any other person, and the Minister of Railways and Canals, relating to the re-opening of that portion of the railway of the said company between Hillsborough and Albert, and the supplying of rails and other materials for the purpose of repairing and improving the same, and also, of any Orders in Council, agreements and other documents relating thereto. Presented 15th January, 1912.—*Mr. Pugsley*.. .. .. ..*Not printed.*

72*a*. Return to an Address to His Royal Highness the Governor General of the 4th December, 1911, for a copy of all papers, correspondence and Orders in Council in connection with the awarding of the contract for the building of the Hudson Bay Railway, and of all orders suspending work on the same. Presented 15th January, 1912.—*Mr. Neely*.. .. ..*Not printed.*

72*b*. Return to an Order of the House of the 29th November, 1911, for a statement showing the amount of money paid by the Dominion Government to each of the railways in the provinces of Manitoba, Saskatchewan, Alberta, British Columbia and in the Northwest Territories by way of subsidies, and adding thereto the value of lands given as subsidies on the basis of one dollar per acre. Presented 15th January, 1912.—*Mr. McCraney*.. .. ..*Not printed.*

CONTENTS OF VOLUME 24—*Continued.*

72c. Return to an Address to His Royal Highness the Governor General 30th November, 1911, for a copy of all Orders in Council, petitions, telegrams, letters, agreements, correspondence and all other documents generally in connection with the proposed branch line or lines of railway to connect Montreal with the National Transcontinental Railway. Presented 15th January, 1912.—*Mr. Lapointe (Montreal)*
Not printed.

72d. Return to an Address to His Royal Highness the Governor General of the 4th December, 1911, for a copy of all papers, correspondence and Orders in Council in connection with the awarding of the contract for the building of the Transcontinental Railway Station at Quebec, and all orders suspending work on the same. Presented 15th January, 1912.—*Sir Wilfrid Laurier*.. .. ..*Not printed.*

72e. Statement of work done on the National Transcontinental Railway—Eastern Division —to 31st December, 1911, and estimate of cost of completion. Presented 16th February, 1912—*Hon. Mr. Cochrane*.. .. ..*Not printed.*

72f. Return to an Order of the House of the 5th February, 1912, for a copy of all documents and of all the correspondence exchanged between A. E. Doucet, district engineer, on district B of the Transcontinental Railway, and of all other persons, relating to the selection of sites for railway stations in the parishes of St. Damien and St. Cajetan d'Armagh, in the county of Bellechasse. Presented, 18th March, 1912.—*Hon. Mr. Cochrane*.. .. ..*Not printed.*

72g. Return to an Address to His Royal Highness the Governor General of the 31st January, 1912, for a copy of all minutes of proceedings, records, orders, instructions or other writings made and had, or given or authorized to be made, had or given by the Board of National Transcontinental Railway Commissioners, from the date of the appointment of Mr. R. W. Leonard, as a member of the said Board and chairman thereof, to the present date; also of all letters, telegrams, instructions or other documents made or had or passed, since the said appointment, by and between the Minister of Railways and Canals, or other members of the government, or by any person by authority of the government, and the said Chairman of the Board of National Transcontinental Railway Commissioners, or the Secretary of said Board; also of any Orders in Council relating to the appointment of an asistant chairman or an assistant to the chairman of said Board, together with a copy of all letters, papers, instructions or documents relating thereto; as well as a statement of all payments of monies in the way of salaries or compensation made to the incumbent of the office of assistant chairman or assistant to the chairman of said Board, and of all papers, letters or instructions made, written or received by the said minister or the said chairman, relating to or in any way connected with the payment or authorization of said salary or compensation. Presented 20th March, 1912.—*Hon. Mr. Cochrane.*
Not printed.

72h. Interim Report of the Commissioners of the Transcontinental Railway, being for the nine months ended 31st December, 1911. Presented 22nd March. 1912, by Hon. Mr. Cochrane.. .. ..*Not printed.*

73. Return to an Order of the House of Commons of the 29th November, 1911 (so far as the Department of Agriculture is concerned), for a copy of all letters, telegrams, memorials, resolutions and other documents in the hands of the government, or any department thereof, in connection with the taking of the census in the city of Regina, and all complaints and protests in connection with the same; also, all departmental instructions, memoranda, reports and other documents. Presented 15th January, 1912.—*Mr. Knowles*.. .. ..*Not printed.*

CONTENTS OF VOLUME 24—*Continued.*

74. Return showing:—1. The number of messengers in the House of Commons during the last session of the last parliament. 2. The names of the said messengers and the dates of their respective appointments. 3. The number of these messengers who have been relieved from service, their names, at whose request, for what reasons and on what date. 4. By whom have they been replaced. 5. Where are the residences of the new messengers and by whom were they recommended. 6. How many French Canadians hve been dismissed nd by whom have they been replaced. Presented 17th January, 1912.—*Hon. Mr. Speaker*.. .. ..*Not printed.*

75. Ordinances of the Yukon Territory passed by the Yukon Council in the year 1911. Presented 17th January, 1912, by Hon. Mr. Roche.. .. ..*Not printed.*

76. Return to an Address to His Royal Highness the Governor General of the 4th December, 1911, for a copy of all correspondence with and from the Secretary of State for the Colonies, or other minister of the Imperial government, in relation to the passage of legislation providing for uniformity in naturalization throughout the empire since the sittings of the Imperial Conference in June last. Presented 19th January, 1912.—*Mr. Macdonald*.. .. ..*Not printed.*

77. Return to an Address to His Royal Highness the Governor General of the 7th December, 1910, for a copy of the Report of the Imperial Defence Committee of the Privy Council in England concerning the defence of the empire, communicated to the Canadian Government, and of the despatches and correspondence exchanged between the Imperial and the Canadian Governments relating to the said report. Presented 22nd January, 1912.—*Hon. Mr. Monk*.. .. ..*Not printed.*

78. Return called for by Section 88 of Chapter 62, R.S.C., requiring that the Minister of the Interior shall lay before parliament, each year, a Return of liquor brought from any place out of Canada into the Territories, by special permission in writing of the Commissioner of the Northwest Territories. Presented 22nd January, 1912.—*Hon. Mr. Rogers*.. .. ..*Not printed.*

79. Return to an Order of the House of the 17th January, 1912, for a copy of all letters, resolutions, telegrams and other communications or memorials in connection with the removal from the Moosejaw Land Office, of John Rutherford, lands agent, and the appointment (either temporary or permanent) of a new incumbent of the office. Presented 23rd January, 1912.—*Mr. Knowles*.. .. ..*Not printed.*

79*a*. Return to an Order of the House of the 15th January, 1912, for a copy of all letters, telegrams, reports, papers and correspondence, petitions or memoranda presented to the Government, or the Department of Public Works, or any official thereof, in connection with the dismissal of Captain Peter Decoste from the dredge *Cape Breton*. Presented 26th January, 1912.—*Mr. Chisholm (Antigonish)*.. .. ..*Not printed.*

79*b*. Return to an Order of the House of the 17th January, 1912, for a copy of all petitions, letters, telegrams and other documents in the possession of the Department of Public Works relating to the dismissal of Roderick Sutherland, caretaker of the public building at Canso, Nova Scotia. Presented 26th January, 1912.—*Mr. Sinclair.* *Not printed.*

79*c*. Return to an Order of the House of the 17th January, 1912, for a copy of all letters, reports or other documents, relating to the removal from office of Mr. Eugene Baldwin, late of the Customs Service at Coaticook, Quebec. Presented 30th January, 1912. —*Mr. McLean (Halifax)*.. .. ..*Not printed.*

CONTENTS OF VOLUME 24—*Continued.*

79*d*. Return to an Order of the House of the 5th February, 1912, for a copy of all documents, letters, petitions, reports, recommendations, declarations, proceedings of inquiry and all other documents relating to the dismissal of Médric Picotte as messenger of the House of Commons and the appointment of his successor, Henry Coffin. Presented 7th February, 1912.—*Mr. Seguin*.. .. ..*Not printed.*

79*e*. Return to an Address to His Royal Highness the Governor General of the 5th February, 1912, for a copy of all letters, complaints, charges, telegrams, petitions, memorials, Orders in Council or other documents in the possession or under control of the government, relating to the dismissal of William A. Hattie, from the position of Preventive Officer at Mulgrave, Nova Scotia, and relating to the appointment of a man to fill the vacancy caused by such dismissal. Presented 12th February, 1912.—*Mr. Sinclair*.. .. ..*Not printed.*

79*f*. Return to an Order of the House of the 31st January, 1912, for a copy of all letters, complaints, telegrams, evidence, reports, or other papers, relating to charges against Robert Leithead, James Blair, Duncan Gillis and Calvin McKenzie, all employees of the Intercolonial Railway in the county of Pictou, for partizanship and to the investigation of said charges. Presented 14th February, 1912.—*Mr. Macdonald*..*Not printed.*

79*g*. Return to an Order of the House of the 24th January, for a copy of all letters, telegrams and all other documents, and of all complaints and charges, in any way relating to the suspension of Joseph Venoit, checker on the Intercolonial Railway at Pictou, Nova Scotia. Presented 14th February, 1912.—*Mr. Macdonald*...*Not printed.*

79*h*. Return to an Order of the House of the 7th February, 1912, for a copy of all charges, letters, and other documents relating to complaints against John Connolly, of New Glasgow, coal inspector, for partizanship, the evidence taken in the investigation before H. P. Duchemin, and all other papers in connection therewith. Presented 14th February, 1912.—*Mr. Macdonald*.. .. ..*Not printed.*

79*i*. Return to an Order of the House of the 5th February, 1912, for a copy of all letters, telegrams, petitions, complaints, charges or other documents in the possession of the Department of Customs relating to the dismissal of S. M. Ferguson, Preventive Officer at Oyster Ponds, county of Guysborough, Nova Scotia, and relating to an appointment of a man to fill the vacancy cause by such dismissal. Presented 19th February, 1912. —*Mr. Sinclair*.. .. ..*Not printed.*

79*j*. Return to an Order of the House of the 22nd January, 1912, for a copy of all correspondence, letters, telegrams or other documents relating to the dismissal of P. J. Veniot, Collector of Custotms at Bathurst, New Brunswick, and the appointment either permanent or temporary of his successor. Presented 19th February, 1912.—*Mr. Turgeon*.. .. ..*Not printed.*

79*k*. Return to an Order of the House of the 12th February, 1912, for a copy of all letters, telegrams, petitions, charges, complaints, reports and other documents relating to the dismissal of Luke Day, (of the Department of Public Works), of North Sydney, Cape Breton. Presented 19th February, 1912.—*Mr. McKenzie*.. .. .. ..*Not printed.*

79*l*. Return to an Order of the House of the 5th February, 1912, for a copy of all correspondence addressed to the Minister of Public Works in connection with the dismissal of George T. Harbour, superintendent of the work at the deep water wharf at Gaspé. Presented 22nd February, 1912.—*Mr. Lemieux*.. .. ..*Not printed.*

CONTENTS OF VOLUME 24—*Continued.*

79*m*. Return to an Order of the House of the 12th February, 1912, for a copy of all letters, telegrams, petitions, charges, complaints, reports and other documents relating to the dismissal of D. McDonald, Esquire, M.D. (of the Department of Indian Affairs), of Baddeck, Cape Breton. Presented 26th February, 1912.—*Mr. McKenzie*..*Not printed.*

79*n*. Return to an Order of the House of the 19th February, 1912, for a copy of all correspondence, petitions, requests, complaints, or other documents in the possession of the government, or any department thereof, relating to the dismissal of George Cavanagh from the Customs Service at New Glasgow, Nova Scotia. Presented 27th February, 1912.—*Mr. Macdonald*.. .. ..*Not printed.*

79*o*. Return to an Order of the House of the 14th February, 1912, for a copy of all charges, letters and documents of every kind with respect to the dismissal of John W. Bohan from the position of Preventive Customs Officer at Bath, in the county of Carleton, province of New Brunswick; also, a copy of all references for an investigation on any charges, if any, and a copy of all evidence adduced thereat, together with the recommendation of the official making such investigations. Presented 27th February, 1912.—*Mr. Carvell*.. .. ..*Not printed.*

79*p*. Return to an Order of the House of the 19th February, 1912, for a copy of all papers, letters, documents, &c., relating to the dismisasl of Hector Hamel, assistant appraiser at the Montreal Custom House; and also, relating to his subsequent appointment as preventive officer. Presented 27th February, 1912.—*Mr. Lemieux.* *Not printed.*

79*q*. Return to an Address to His Royal Highness the Governor General of the 12th February, 1912, for a copy of all letters, telegrams, petitions, charges, complaints, Orders in Council, reports or other documents in the possessiou of the Department of Customs relating to the dismissal of Lyman C. Smith from the Customs Collectorship at Oshawa, Ontario. Presented 27th February, 1912.—*Mr. Sinclair*.. .. .. ..*Not printed.*

79*r*. Return to an Order of the House of the 5th February, 1912, for a copy of the petitions forwarded to the Minister of Public Works praying for the dismissal of Michael Campeau, and the appointment of Honoré Paquette, as caretaker of the Postal Station in Laurier Ward, Montreal. Presented 1st March, 1912.—*Mr. Lemieux*.. ..*Not printed.*

79*s*. Return to an Order of the House of the 19th February, 1912, for a copy of all documents, letters, telegrams, requests, reports, recommendations and correspondence, regarding the removal or dismissal of Alexander R. McAdam, Fishery Officer for the county of Antigonish, and the appointment of a successor to him Presented 4th March, 1912.—*Mr. Chisholm (Antigonish)*.. .. ..*Not printed.*

79*t*. Return to an Order of the House of the 14th Febrnary, 1912, for a copy of all letters, correspondence, petitions, recommendations, complaints and other documents in the possession of the Department of Marine and Fisheries, relating to the dismissal of Fishery Guardians in the county of Guysborough, Nova Scotia. Presented 4th March, 1912.—*Mr. Sinclair*.. .. ..*Not printed.*

79*u*. Return to an Order of the House of the 19th February, 1912, for a copy of all correspondence, petitions, complaints, charges, or other documents in the possession of the Department of Marine and Fisheries, relating to the dismissal of Edward Kelly from the position of engineer at the Reduction Works at Canso, Nova Scotia. Presented 4th March, 1912.—*Mr. Sinclair*.. .. ..*Not printed.*

CONTENTS OF VOLUME 24—*Continued.*

79*v*. Return to an Order of the House of the 19th February, 1912, for a copy of all correspondence, petitions, complaints, charges or other documents in the possession of the Marine and Fisheries Department relating to the dismissal of David S. Hendsbee from the position of weigher at the Reduction Works at Canso, Nova Scotia. Presented 4th March, 1912.—*Mr. Sinclair*.. .. ..*Not printed.*

79*w*. Return to an Order of the House of the 26th February, 1912, for a copy of all documents, letters, requests, reports, recommendations and evidence taken under investigation by Dr. Shurtleff, relating to the dismissal of Anson Sheltus, of St. Armand Station, county of Missisquoi, a Preventive Officer of the Customs Department. Presented 5th March, 1912.—*Mr. Kay*.. .. ..*Not printed.*

79*x*. Return to an Order of the Senate dated the 30th January, 1912, calling for copies of all letters, papers or other documents in the hands of the government relating to the proposed removal of John Park, postmaster at Orangeville, Ontario.—(*Senate.*)

79*y*. Return to an Order of the House of the 26th February, 1912, for a copy of all documents, letters, requests, reports, telegrams, recommendation and memoranda relating to the dismissal of James McPhee as Customs Officer at West Bay, Nova Scotia, and the appointment of a successor. Presented 6th March, 1912.—*Mr. Chisholm (Inverness)*.. .. ..*Not printed.*

79*z*. Return to an Order of the House of the 26th February, 1912, for a copy of all documents, letters, requests, reports, recommendations and memoranda relating to the dismissal of Allan Kennedy as General Government Telegraph Repairer, Inverness county, and the appointment of his successor. Presented 7th March, 1912.—*Mr. Chisholm (Inverness)*.. .. ..*Not printed.*

79*aa*. Return to an Order of the House of the 26th February, 1912, for a copy of all documents, letters, requests, reports and recommendations relating to the dismissal of Wenceslas Lebel, of Kamouraska, as preventive officer of the Customs Department. Presented 12th March, 1912.—*Mr. Lapointe (Kamouraska)*.. .. ..*Not printed.*

79*bb*. Return to an Order of the House of the 4th March, 1912, for a copy of all letters, complaints, charges and other documents connected with or giving any information as to the discharge of Thomas Hale, of Westville, Nova Scotia, as correspondent for the *Labour Gazette*. Presented 12th March, 1912.—*Mr. Macdonald*.. ..*Not printed.*

79*cc*. Return to an Order of the House of the 14th February, 1912, for a copy of all letters, petitions, charges, complaints and other documents in the possession of the government or any department thereof, relating to the dismissal of William A. Gerrior, customs preventive officer at Larry's River, N.S., and to the appointment of his successor. Presented 22nd March, 1912.—*Mr. Sinclair*.. .. ..*Not printed.*

77*dd*. Return to an Order of the House of the 26th February, 1912, for a copy of all documents, letters, requests, reports and recommendations relating to the dismissal of Auguste Hibert as postmaster at St. Pascal, county of Kamouraska. Presented 19th March, 1912.—*Mr. Lapointe (Kamouraska)*.. .. ..*Not printed.*

79*ee*. Return to an Order of the House of the 26th February, 1912, for a copy of all documents, letters, requests, reports and recommendations relating to the dismissal of Luc Lizotte as postmaster at St. Pacome, county of Kamouraska. Presented 19th March, 1912.—*Mr. Lapointe (Kamouraska)*.. .. ..*Not printed.*

79*ff*. Return to an Order of the House of the 19th February, 1912, for a copy of all correspondence, petitions, complaints or other dcuments in the possession of the Post Office Department, relating to the dismissal of Captain Alex. Roberts, postmaster at Canso, N.S., and the appointment of his successor. Presented 19th March, 1912.—*Mr. Sinclair*.. .. ..*Not printed.*

CONTENTS OF VOLUME 24—*Continued.*

79*gg*. Return to an Order of the House of the 12th February, 1912, for a copy of all documents, reports, letters, complaints, &c., relating to the dismissal in 1896, of H. St. Amour, postmaster at St. Amour, county of Prescott, and the appointment of his successor. Presented 19th March, 1912.—*Mr. Proulx*.. .. ..*Not printed.*

79*hh*. Return to an Order of the House of the 7th February, 1912, for a copy of all letters, telegrams, petitions, complaints or other documents relating to the dismissal of W. H. Harris, postmaster, at White Head, N.S., and relating to the appointment of his successor. Presented 19th March, 1912.—*Mr. Sinclair*.. .. ..*Not printed.*

79*ii*. Return to an Order of the House of the 7th February, 1912, for a copy of all letters, telegrams, petitions, charges, complaints, reports and other documents in the possession of the Post Office Department relating to the proposed dismissal of James McGrath, postmaster at Aspen, Nova Scotia. Presented 19th March, 1912.—*Mr. Sinclair*.. .. ..*Not printed.*

79*jj*. Return to an Order of the House of the 7th February, 1912, for a copy of all documents, papers, petitions, letters, &c., relating to the dismissal of Louis Girard, postmaster at Ste. Anglèle de Mèrici, county of Rimouski, and relating to the appointment of his successor. Presented 19th March, 1912.—*Mr. Lapointe (Kamouraska).* *Not printed.*

79*kk*. Return to an Order of the House of the 22nd January, 1912, for a copy of all letters, reports or other documents relating to the removal from office on 1st May, 1903, of John Fraser, postmaster of Stellarton, Nova Scotia. Presented 19th March, 1912.—*Mr. Macdonald*.. .. ..*Not printed.*

79*ll*. Return to an Address to His Royal Highness the Governor General of the 17th January, 1912, for a copy of all petitions, requests, letters, recommendations, Orders in Council or other papers or documents in the possession or under the control of the Honourable the Postmaster General or the Post Office Department, relating to the dismissal of John M. Rogers, postmaster at East Roman Valley, N.S. Presented 19th March, 1912.—*Mr. Sinclair*.. .. ..*Not printed.*

79*mm*. Return to an Order of the House of the 5th February, 1912, for a copy of all correspondence and papers in connection with the appointment and subsequent dismissal of Eugene Guimond, as postmaster at St. Angele, county of Rimouski. Presented 20th March, 1912.—*Mr. Lemieux*.. .. ..*Not printed.*

79*nn*. Return to an Order of the House of the 28th February, 1912, for a copy of all charges made against Dougald R. Boyle, officer at West Arichat, Nova Scotia, and of all correspondence and telegrams between the Department of Marine and Fisheries or any official thereof and any other person in relation thereto. Presented 21st March, 1912.—*Mr. Kyte*.. .. ..*Not printed.*

79*oo*. Return to an Order of the House of the 28th February, 1912, for a copy of all charges made against Dr. J. R. McLeod, port physician at Port Hawkesbury, N.S., the evidence taken before H. P. Duchemin in support of such charges, and his report on the same, and of all correspondence and telegrams between the said H. P. Duchemin and the Department of Marine and Fisheries or any official thereof in relation thereto. Presented 21st March, 1912.—*Mr. Kyte*.. .. ..*Not printed.*

79*pp*. Return to an Order of the House of the 4th March, 1912, for a copy of all documents, correspondence, inquiries, accusations, petitions and reports in the Department of Railways and Canals, referring to the dismissal of Mr. Theophile Morice, an officer over the delivery of the coal of the Intercolonial Railway at Rivière du Loup. Presented 21st March, 1912.—*Mr. Gauvreau*.. .. ..*Not printed.*

CONTENTS OF VOLUME 24—*Continued.*

79*qq*. Return to an Order of the House of the 24th January, 1912, for a copy of all letters, requests, petitions, telegrams, complaints or charges received by the Post Office Department since 10th October, 1911, relating to the postmaster at Glenelg, N.S. Presented 22nd March, 1912.—*Mr. Sinclair*.. .. ..*Not printed.*

79*rr*. Return to an Order of the House of the 18th March, 1912, for a copy of all letters, telegrams, complaints and other documents, relating to charges against Jas. W. Matheson, I.C.R. trackman at Meadowville, Pictou county, N.S., of the evidence taken and other proceedings of the investigation held on said charges, the reports thereon and of all representations in regard to the case from the Brotherhood of Trackmen. Presented 22nd March, 1912.—*Mr. Macdonald*.. .. ..*Not printed.*

79*ss*. Return to an Order of the House of the 26th February, 1912, for a copy of all letters, petitions, reports, charges or other documents in the possession of the Post Office Department relating to the dismissal of J.D. McFarlane, postmaster at Southwest Margaree, Nova Scotia, and the appointment of his successor. Presented 22nd March, 1912.—*Mr. Chisholm (Inverness)*.. .. ..*Not printed.*

79*tt*. Return to an Order of the House of the 4th March, 1912, for a copy of all papers and correspondence in connection with the removal of the postmaster at Rathburn, township of Mara, county of Ontario, and the change of the location of the post office at said point. Presented 22nd March, 1911.—*Mr. Pardee*.. .. ..*Not printed.*

79*uu*. Return to an Order of the House of the 6th March, 1912, for a copy of all papers, complaints, letters and other documents connected with or relating to the dismissal of John McLeod as postmaster at Denmark, Colchester county, N.S., and the appointment or suggested appointment of D. McLeod to the vacancy. Presented 22nd March, 1912—*Mr. Macdonald*.. .. ..*Not printed.*

79*vv*. Return to an Order of the House of the 28th February, 1912, for a copy of all documents, letters, requests, reports and recommendations in the possession of the Post Office Department, relating to the dismissal of Doué Daoust, postmaster at Alfred, county of Prescott, and the appointment of his successor. Presented 22nd March, 1912.—*Mr. Proulx*.. .. ..*Not printed.*

79*ww*. Return to an Order of the House of the 5th February, 1912, for a copy of all documents, papers, inquiries, letters, &c., relating to the dismissal of Thomas Dionne, as postmaster of Cacouna, also the dismissal of Miss Saindon, of Cacouna, and the reinstallation of the said Thomas Dionne in the post office at Cacouna. Presented 22nd March, 1912.—*Mr. Gauvreau*.. .. ..*Not printed.*

79*xx*. Return to an Order of the House of the 7th February, 1912, for a copy of all documents, papers, petitions, recommendations, &c., relating to the request that was made to the Post Office Department for the dismissal of the postmaster at St. Anaclet, county of Rimouski. Presented 22nd March, 1912.—*Mr. Lapointe (Kamouraska)*.. .. ..*Not printed.*

79*yy*. Return to an Order of the House of the 13th March, 1912, for a copy of all letters, papers, documents, memoranda, telegrams and correspondence relating to the resignation of Donald E. McLean, late postmaster at Inverness, N.S. Presented 25th March, 1912.—*Mr. Chisholm (Inverness)*.. .. ..*Not printed.*

79*zz*. Return to an Order of the House of the 26th February, 1912, for a Return showing the number of postmasters removed from office in Shefford county since the 1st October, 1911; their names, post office addresses, dates of dismissal, reasons therefor, name of complainant in each case, names of new postmaster appointed to replace them;

CONTENTS OF VOLUME 24—*Continued.*

the charges laid against the dismissed postmasters, and whether charges were investigated before their removal from office; dates of different investigations, by whom held and was the accused postmaster present at said investigations in each case; names of any other postmasters in said county who may have charges laid against them; their names, offices, names of complainants in each case and nature of the complaints; will charges be investigated before the accused postmasters are removed from office; application made for these offices and name of applicant in each case. Presented 25th March, 1912.—*Mr. Boivin*.. .. ..*Not printed.*

79*aaa*. Return to an Order of the House of the 11th March, 1912, for a copy of all charges against Arthur Brymer, fishery officer at L'Ardoise, N.S., and of all telegrams and other communications between the Minister of Marine and Fisheries, or any other officer of his department, and any other persons having reference to the same and in relation to the appointment of his successor. Presented 25th March, 1912.—*Mr. Kyte*.. .. ..*Not printed.*

79*bbb*. Return to an Order of the House of the 11th March, 1912, for a copy of all charges against Lawrence G. Power, Superintendent of the Lobster Hatchery at Arichat, N.S., and of all letters, telegrams and other communications between the Minister of Marine and Fisheries or any officer in his department, and any other person, having reference to the same and in relation to the appointment of his successor. Presented 25th March, 1912.—*Mr. Kyte*.. .. ..*Not printed.*

79*ccc*. Return to an Order of the House of the 13th March, 1912, for a copy of all papers, corrspondence, telegrams, &c., concerning the dismissal of Joachim Godbout, lighthouse keeper at St. Laurent, Isle of Orleans, county of Montmorency. Presented 25th March, 1912.—*Mr. Lemieux*.. .. ..*Not printed.*

79*ddd*. Return to an Order of the House of the 22nd January, 1912, for a copy of all papers and other documents concerning the proposed investigation against P. L. St. Pierre, postmaster at St. Paul d'Abbottsford, county of Rouville, Que. Presented 27th March, 1912.—*Mr. Lemieux*.. .. ..*Not printed.*

79*eee*. Return to an Order of the House of the 11th March, 1912, for a copy of all letters, requests, complaints, depositions, reports of inquiry and of every other document in the possession of the Post Office Department relating to the dismissal of Doctor H. Dupre as postmaster of St. Robert, county of Richelieu, and to the appointment of a new postmaster. Presented 27th March, 1912.—*Mr. Cardin*.. .. ..*Not printed.*

79*fff*. Return to an Order of the House of the 22nd January, 1912, for a tabulated statement showing the number of dismissals in the Post Office Department since the first day of October, 1911, in the nine provinces of the Dominion. Also, the names of the postmasters so dismissed, the locality, the cause of dismissal, the names of the petitioners praying for such dismissal in each case, and the names of the petitioners opposing said dismissals. Presented 27th March, 1912.—*Mr. Lemieux*...*Not printed.*

79*ggg*. Return to an Order of the House of the 11th March, 1912, for a copy of all letters, requests, complaints, depositions, reports of inquiry, and of every other document in the possession of the Post Office Department relating to the dismissal of Madam, the widow of Antoine St. Martin, as postmistress at St. Louis de Bonsecours, county of Richelieu, and to the appointment of a new postmaster. Presented 27th March, 1912.—*Mr. Cardin*.. .. ..*Not printed.*

79*hhh*. Return to an Order of the House of the 24th January, 1912, for a copy of all correspondence, documents, recommendations and reports respecting the dismissal of Joseph Moreau, as postmaster at St. Germain, Kamouraska, in the year 1905. Presented 27th March, 1912.—*Mr. Lapointe*.. .. ..*Not printed.*

CONTENTS OF VOLUME 24—*Continued.*

79*iii*. Return to an Order of the House of the 20th March, 1912, for a copy of all papers, telegrams, letters, petitions and affidavits, relating to the dismissal of George Bourgoin, employed as statistician on the Lachine canal, also of all letters exchanged between the Minister of Public Works and the Minister of Railways and Canals concerning said dismissal. Presented 28th March, 1912.—*Mr. Lemieux*.. ..*Not printed.*

79*jjj*. Return to an Order of the House of the 26th February, 1912, for a copy of all documents, letters, requests, reports and recommendations relating to the dismissal of Louis Dechesne, an employee of the Marine Department, on the river Ouelle wharf, county of Kamouraska. Presented 29th March, 1912.—*Mr. Lapointe*.. ..*Not printed.*

79*kkk*. Return to an Order of the House of the 18th March, 1912, for a copy of all charges against A. M. Hatfield, fishery overseer of the county of Yarmouth, N.S., and of all letters, telegrams, and any other communications between the Minister of Marine and Fisheries or any officer of his department, and any other person, having reference to the same, in relation to the appointment of Mr. Hatfield's successor. Presented 30th March, 1912.—*Mr. Law*.. .. ..*Not printed.*

79*lll*. Return to an Order of the House of the 11th March, 1912, for a copy of all letters, requests, complaints, depositions, reports of inquiry and every other document whatsoever, relating to the dismissal of Mr. J. O. Dauphinais as postmaster of Sorel, county of Richelieu, and also of all letters, requests or other documents relating to the appointment of the new postmaster at Sorel. Presented 30th March, 1912.—*Mr. Cardin*.. .. ..*Not printed.*

79*mmm*. Return to an Order of the House of the 11th March, 1912, for a copy of all documents, letters, papers, requests, inquiries and reports respecting the dismissal of Mr. Joseph Clontier, postmaster of St. Adolphe de Dudswell. Presented 30th March, 1912. —*Mr. Tobin*.. .. ..*Not printed.*

80. Return to an Order of the House of the 17th January, 1912, showing:—1. The quantity in tons of anthracite dust and Culm coal imported into Montreal during the year 1911. 2. The quantities of the same imported into other ports of the province of Quebec during the year 1911. 3. The duty collected on this product, if any, under the ruling of the Customs Department; the rate of duty and amount collected. 4. The value of said product as imported and entered at Montreal and the other ports. 5. The quantity in tons and the value of bituminous slack coal imported during the year 1911 into the port of Montreal and the various other ports, respectively, in the province of Quebec, and the duty collected thereon. Presented 25th January, 1912.—*Mr. Macdonald*.. .. ..*Not printed.*

81. Return to an Order of the House of the 15th January, 1912, showing the quantities, the different kinds as far as practicable, and prices of all boots and shoes imported into Canada during each of the fiscal years ending respectively 31st March, 1908, 1909 and 1910, together with the several countries from which the same were imported, giving the quantities, &c., from each country for each year. Presented 2nd February, 1912.—*Mr. Carvell*.. .. ..*Not printed.*

82. Return to an Address to His Royal Highness the Governor General of the 24th January, 1912, for a copy of all the correspondence between the Prime Minister of Canada, or any member of the Government, and Messieurs Fielding and Paterson, during the time the latter gentlemen were in Washington last year, on the subject of the negotiations for a Reciprocity Treaty between Canada and the United States. Presented 2nd February, 1912—*Mr. Bradbury*.. .. ..*Printed for distribution and sessional papers.*

CONTENTS OF VOLUME 24—*Continued.*

82a. Return to an Address to His Royal Highness the Governor General of the 24th January, 1912, for a copy of all correspondence from the 1st day of January, 1910, to the 1st October, 1911, between the Right Honourable James Bryce, British Ambassador at Washington, and the Government of Canada, or any member thereof with reference to the negotiations for Reciprocity Treaty between Canada and the United States. Presented February, 1912.—*Mr. Bradbury.*
Printed for distribution and sessional papers.

83. Return to an Address to His Royal Highness the Governor General of the 31st January, 1912, for a copy of the letters patent relating to the office of Governor General of Canada, of the Commission issued to the present Governor General, and of the instructions accompanying the same. Presented 2nd February, 1912.—*Mr. Macdonald.*
Printed for sessional papers.

84. Return to an Address to His Royal Highness the Governor General of the 22nd January, 1912, for a copy of the treaty between Great Britain, the United States and Russia for the suspension of pelagic sealing, and all correspondence regarding the same from the initial negotiations to the present day. Presented 5th February, 1912. —*Sir Wilfrid Laurier*.. .. ..*Printed for sessional papers.*

85. Return to an Order of the House of the 22nd January, 1912, showing whether the government or the Montreal Harbour Commission purchased any cement for its different works, from the 1st January, 1905, to the 21st September, 1911; if so, from whom purchased; the price paid, and were tenders called for before purchasing. Presented 5th February, 1912.—*Mr. Boulay*.. .. ..*Not printed*

86. Copy Fifth Report of the Commission for the Demarcation of the Meridian of the 141st Degree of West Longitude.—(*Senate*).. .. ..*Printed for sessional papers.*

87. Return to an order of the House of the 22nd January, 1912, showing:—1. How many farm labourers and domestic servants have been placed by each employment agent in Eastern Canada, or whom a commission has been paid, during each of the years 1907, 1908, 1909, 1910, 1911, and up to date in the month of January, 1912. 2. The total amount of commission paid to each of such agents in each of the years mentioned, and the counties and provinces in which they are located. Presented 5th February, 1912.—*Mr. Sutherland*.. .. ..*at printed.*

88. Return to an Order of the House of the 22nd January, 1912, showing how many homestead inspectors were employed in the province of Saskatchewan by the Department of the Interior on 1st October, 1911, and what were their names; names of any of these inspectors who have been dismissed from office; reasons for dismissal; names of persons appointed to the positions so vacanted, giving their previous occupations, respectively. Presented 8th February, 1912.—*Mr. Thompson*.. .. ..*Not printed.*

89. Return to an Order of the House of the 22nd January, 1912, for a copy of all papers, letters, telegrams and other documents relative to prosecutions under the Fishery Act against John McCabe, David Porter, Joseph Foster and Duncan Murray, in the county of Pictou; and also, relating to a suit of Porter *vs.* Murray in the County Court of District No. 5, Nova Scotia, and the connection of the department with the same. Presented 9th February, 1912.—*Mr. Macdonald*.. .. ..*Not printed.*

90. Copy P.C. 19/168 certified extract from the minutes of a meeting of the Treasury Board, held on the 22nd January, 1912, approved by His Royal Highness the Governor General in Council on the 27th January, 1912.—(*Senate*)... .. ..*Not printed.*

CONTENTS OF VOLUME 24—*Continued.*

91. Return to an Address to His Royal Highness the Governor General on the 5th February, 1912, for a copy of all papers, letters, Orders in Council and other documents respecting the superannuation of the Honourable Judges Sir Alexandre Lacoste, J. A. Ouimet and C. J. Doherty. Presented 9th February, 1912.—*Mr. Ethier.*
Not printed.

92. Return showing certain dates returned to Senate by Messrs. A. E. Forget, &c.—(*Senate*).
Not printed.

93. Return to an Order of the House of the 22nd January, 1912, for a copy of all letters, correspondence, reports or other documents relating to the erection of an armoury at the town of Sarnia, Ontario. Presented 13th February, 1912.—*Mr. Pardee.*
Not printed.

94. Return to an Address to His Royal Highness the Governor General of the 22nd January, 1912, for a copy of all correspondence between the Government of Canada and the Government of the province of Quebec, with regard to the extension of the boundaries of the said province. Presented 13th February, 1912.—*Sir Wilfrid Laurier.*
Printed for distribution and sessional papers.

95. Return to an Order of the House of the 29th January, 1912, for a copy of all correspondence, representations, estimates, letters, telegrams and other documents received by the Right Honourable Prime Minister, or by any member of the Government, in any way relating to the subject of a car ferry service between the province of Prince Edward Island and the mainland, across the Straits of Northumberland, and the widening of the gauge of the Prince Edward Island Railway; and also, as to the estimated cost of all such work. Presented 13th February, 1912.—*Mr. Emmerson.*
Not printed.

95*a*. Supplementary Return to an Order of the House, of the 29th January, 1912, for a copy of all correspondence, representations, estimates, letters, telegrams and other documents received by the Right Honourable Prime Minister, or by any member of the Government, in any way relating to the subject of a car ferry service between the province of Prince Edward Island and the mainland, across the Straits of Northumberland, and the widening of the gauge of the Prince Edward Island Railway and also as to the estimated cost of all such work. Presented 7th March, 1912.—*Mr. Emmerson*.. .. ..*Not printed.*

95*b*. Return to an Order of the House of the 5th February, 1912, for a copy of all letters, telegrams, or other documents containing applications or reqnests for the establishment of a car ferry service between Prince Edward Island and the mainland and of all correspondence, telegrams, reports, survey, and other documents showing the cost of the same, and of widening the gauge of the Prince Edward Island Railway; together with all other information available as to the desirability or necessity of said projects. Presented 7th March, 1912.—*Mr. Pardee*.. .. ..*Not printed.*

96. Return to an Order of the House of the 17th January, 1912, for a copy of all correspondence between the Department of Railways and Canals, or any official thereof, and the Saint John Railway Company, or the municipality of the city and county of St. John, on the subject of the granting of permission to the Saint John Railway Company, to lay its rails across the track of the Intercolonial Railway at or near the Haymarket Square in the city of St. John. Presented 13th February, 1912.—*Mr. Pugsley*.. .. ..*Not printed.*

CONTENTS OF VOLUME 24—*Continued.*

96a. Supplementary Return to an Order of the House of the 17th January, 1912, for a copy of all correspondence between the Department of Railways and Canals, or any official thereof, and the Saint John Railway Company, or the municipality of the city and county of St. John, on the subject of the granting of permission to the Saint John Railway Company, to lay its rails across the track of the Intercolonial Railway at or near the Haymarket Square in the city of St. John, New Brunswick. Presented 14th February, 1912.—*Mr. Pugsley*... .. ..*Not printed.*

97. Return to an Order of the House of the 17th January, 1912, for a copy of all papers, reports, correspondence and messages respecting a report made in 1904 by H. Boulay of Sayabec, against William Roy, sectionman at Amqui, Intercolonial Railway, and of all that has been subsequently done to give effect to that report. Presented 14th February, 1912.—*Mr. Boulay*.. .. ..*Not printed.*

97a. Return to an Order of the House of the 7th February, 1912, for a copy of all letters, papers, charges, affidavits and other documents relating to a charge against W. W. Gray, coal inspector of the Intercolonial Railway at Westville, Nova Scotia, and of all evidence, documents, reports, or other papers connected with the investigation of said charge by H. P. Duchemin. Presented 14th February, 1912.—*Mr. Macdonald.* *Not printed.*

98. Return to an Order of the House of the 17th January, 1912, for a copy of all papers, letters, recommendations, ministerial instructions, and any other document, from the Department of Customs relating to a temporary change in the customs tariffs upon the twine used in the headings of lobster traps. Presented 15th February, 1912.—*Mr. McLean*.. .. ..*Not printed.*

99. Return to an Order of the House of the 5th February, 1912, for a copy of all papers, memorials, resolutions and letters received from boards of trade, officials or individuals during the years 1908, 1909, 1910, 1911, 1912, respecting the location of a quarantine or inspecting station on Lawlor's Island, Halifax harbour, accompanied by a chart. Presented 16th February, 1912.—*Mr. McLean*.. .. ..*Not printed.*

100. Return to an Address to His Royal Highness the Governor General of the 5th February, 1912, for a copy of all papers, correspondence and Orders in Council, relating to or in any way connected with the surveying and calling for tenders for the construction of the line of railway from Estmere to Baddeck, in the county of Victoria. Presented 16th February, 1912.—*Mr. McKenzie*.. .. ..*Not printed.*

100a. Return to an Address to His Royal Highness the Governor General of the 22nd January, 1912, for a copy of all papers, correspondence, and other Orders in Council in connection with the calling for tenders for the construction of the proposed branch line of railway from Estmere to Baddeck, in the county of Victoria, or bearing upon the reason why none of all said tenders were not accepted. Presented 16th February, 1912.—*Mr. McLean*.. .. ..*Not printed.*

100b. Return to an Order of the House of the 4th March, 1912, for a copy of all letters, contracts, memoranda, or notice cancelling contracts, and of all other papers and documents in the possession of the Department of Railways and Canals, bearing date after 1st January, 1911, relating to the construction of certain branch lines of the Intercolonial Railway between Sunny Brae and Guysborough and Country Harbour, and between Dartmouth and Dean Settlement, in the province of Nova Scotia. Presented 21st March, 1912.—*Mr. Sinclair*.. .. ..*Not printed.*

CONTENTS OF VOLUME 24—*Continued.*

101. Return to an Address to His Royal Highness the Governor General of the 15th January, 1912, for a copy of Orders in Council and all correspondence between the Government and the Winnipeg and Hudson's Bay Railway Company and its successor the Winnipeg Great Northern Railway, relative to the proposed route of said Railway to Hudson's Bay, with all accompanying plans and reports; also a copy of all correspondence relative to the offer of Milburn and Company, Steamship owners, of England, said to have been made to the Government through the said Railway Company to place a line of their steamships on the route between Hudson's Bay and England on the completion of said Railway, and the further offer by the said Milburn and Company to place one of their Baltic steamships at the disposal of the Government for the purpose of making a practical test of the navigability of the route for commercial purposes. Presented 16th February, 1912. —*Mr. Aikins.*

Not printed.

101*a*. Return to an Order of the House of the 26th February, 1912, for a copy of all reports, surveys, plans and maps made or prepared during the year 1911 or this year, in respect of or in connection with the Hudson Bay Railway or the suggested ports at Nelson or Churchill on the Hudson Bay, or relating to the navigation of the Hudson straits. Presented 4th March, 1912.—*Mr. Aikens.*

Printed for distribution and sessional papers.

102. Return to an Order of the House of the 5th February, 1912, for a copy of the inquiry made by the Railway Department respecting the accident incurred by Goffrey Bourque, of Lac au Saumon, in the yard of the Intercolonial Railway at Campbellton, in the month of November or December, 1911; also, for all papers and correspondence exchanged since on this subject. Presented 16th February, 1912.—*Mr. Boulay.*

Not printed.

103. Return to an Order of the House of the 14th February, 1912, for a copy of all correspondence, letters; telegrams, &c., between the King's Printer, the Superintendent of Printing, and the King's Printers' Representatives in Winnipeg, regarding the printing and distribution of the Voters' Lists of the province of Manitoba at the last general elections. Presented 19th February, 1912.—*Mr. Staples*.. .. ..*Not printed.*

104. Return to an Order of the House of the 17th January, 1912, for a copy of the Report of the Board of Engineers appointed for the reconstruction of the Quebec bridge, and of the plans and specifications prepared by them; of all notices calling for tenders; of all tenders received; of the report of the Board on the same, collectively or individually, to the Minister of Railways; of the report of the said minister for the acceptance of tenders, and any Orders in Council awarding contracts for the building of the said bridge. Presented 19th February, 1912.—*Sir Wilfrid Laurier.*

Printed for sessional papers.

105. Return to an Address to His Royal Highness the Governor General of the 12th February, 1912, for a copy of all Orders in Council passed during the last ten years relating to the abolition or regulation of tolls on canals. Presented 19th February, 1912.—*Mr. Sinclair*.. .. ..*Not printed.*

106. Return to an Order of the House of the 12th February, 1912, for a copy of all petitions, letters and memorials received by the Minister of Marine and Fisheries since the first day of October, 1911, protesting against the issuing of a fish-trap license to Captain John T. Thorburn, Sand Point, county of Shelburne, Nova Scotia. Presented 22nd February, 1912.—*Mr. Law*.. .. ..*Not printed.*

106*a*. Return to an Order of the Senate, dated 22nd March, 1912, for the production of all petitions and correspondence in relation to the removal of a fish trap at or near McNutts Island, in the harbour of Shelburne.—(*Senate*)... .. ..*Not printed.*

CONTENTS OF VOLUME 24—*Continued.*

107. Return to an Order of the Senate, dated 15th February, 1912, showing the names, position and pay of all persons appointed to the Intercolonial Railway service in the city of St. John, New Brunswick, from 1st September, 1907, to 1st March, 1911.—(*Senate*). *Not printed.*

108. Certified copy of a Report of the Committee of the Privy Council, approved by His Royal Highness the Governor General on the 22nd February, 1912, referring certain questions to the Supreme Court of Canada in respect to Bill No. 3, of the First Session of the Twelfth Parliament of Canada, intituled: "An Act to amend the Marriage Act." Presented 23ar February, 1912.—*Hon. Mr. Doherty..Printed for sesional papers.*

108*a*. Return to an Order of the House of the 19th February, 1912, for a copy of all letters, petitions, memorials or other documents received by the Prime Minister or any other member of the government, relating to the passage of a federal marriage law or legislation in regard to the so-called effect of the Ne Temere Decree. Presented 25th March, 1912.—*Mr. Macdonald.. .. ..Printed for sessional papers.*

109. Return to an Order of the House of the 17th January, 1912, for a copy of all papers, letters, recommendations, petitions, ministerial instructions and other documents in the possession of the Department of Marine and Fisheries relating to the price from 31st March, 1911, of Dog Fish scrap. Presented 23rd February, 1912.—*Mr. Sinclair. Not printed.*

110. Return to an Address of His Royal Highness the Governor General of the 5th February, 1912, for a copy of all correspondence, memorials or communications of any kind between the government of the province of Ontario and the Dominion Government since 1st January, 1908, respecting the extension of the boundaries of the province of Manitoba or the division of the Territory of Keewatin. Presented 23rd February, 1912... .. ..*Not printed.*

110*a*. Return to an Address to His Royal Highness the Governor General of the 4th December, 1911, for a copy of all papers, letters, telegrams, memoranda or correspondence of any kind had between the Dominion Government and the governments of Manitoba and Saskatchewan, or with the Government of Ontario, as to the settlement of the boundaries of said respective provinces; and also, of any agreement or memo. containing any terms of settlement of the questions relating to the boundaries of said provinces or any part thereof; and also, of any documents, letters or representations made to the Federal Government by any person or persons relative to said settlement or the questions involved therein. Presented 26th February, 1912.—*Mr. Macdonald. Printed for sessional papers.*

110*b*. Return to an Address of His Royal Highness the Governor General of the 5th February, 1912, for a copy of all correspondence, memorials or communications of any kind between the Government of the province of Ontario and the Dominion Government since 1st January, 1908, respecting the extension of the boundaries of the province of Manitoba or the division of the territory of Keewatin. Presented 26th February, 1912.—*Mr. Meighen.. .. ..Printed for sessional papers.*

111. Return to an Address of the Senate, dated 24th January, 1912, for copies of the contracts betweetn the Government of Canada, and the various steamship companies for the carriage of the mails between England, France and Canada, and all the correspondence relating thereto since the first of January, 1909; also, the agreements, if any, for the carriage of mails via New York. Further, any contracts, subsidy agreements, &c., for the conveyance of mail between Canada and Newfoundland, and the correspondence relating thereto since the first of January, 1909.—(*Senate*). *Printed for sessional papers.*

CONTENTS OF VOLUME 24—*Continued.*

112. Memorandum of the Chief Architect to the Deputy Minister of the Department of Public Works relative to the "Forbes Sterilizers" in use in the House of Commons and several departments. Presented 26th February, 1912.. .. ..*Not printed.*

113. Return to an Order of the House of the 5th February, 1912, for a copy of all reports, correspondence and papers relating to the building of the Saint John Valley Railway from Saint John to Grand Falls, New Brunswick. Presented 27th February, 1912.—*Mr. Michaud*.. .. ..*Not printed.*

114. Return to an Order of the House of the 14th February, 1912, for a copy of all documents, papers, correspondence, inquiries, evidences, reports, &c., relating to an accident sustained by Alphonse Madore, employed on the Intercolonial at Ste. Flavie, in 1888 or 1889, and to the settling of the claim then made by the said Alphonse Madore to the Department of Railways and Canals. Presented 27th February, 1912.—*Mr. Lapointe (Kamouraska)*... .. ..*Not printed.*

114*a*. Return to an Order of the House of the 4th March, 1912, for a copy of all inquiries, correspondence whatsoever relating to the death of the late Absolon Lavoie, of Amqui, accidentally killed on the Intercolonial Railway at Metis, county of Rimouski, during the summer of 1911. Presented 18th March, 1912.—*Mr. Boulay*..*Not printed.*

114*b*. Return to an Order of the House of the 4th March, 1912, for a copy of all papers, documents, letters, &c., connected with an inquiry made by the Intercolonial authorities on the loss of a horse killed on the Dalhousie branch, belonging to Mr. Xavier St. Laurent, of Causapscal since 1905. Presented 26th March, 1912.—*Mr. Lapointe (Kamouraska)*.. .. ..*Not printed.*

115. Return to an Order of the House of the 31st January, 1912, for a copy of all papers, statements, letters, telegrams, statement of claim and application, minutes of the evidence taken on any investigation held, with all reports thereon, and all other documents in any way relating to a claim of Earl Ash, for damages caused by and resulting from the destruction by fire of property owned, occupied and passessed by the claimant, alleged to have been caused by fire and sparks from a locomotive of the Intercolonial Railway of Canada, and operated by said railway. Presented 27th February, 1912.—*Mr. Emmerson*.. .. ..*Not printed.*

115*a*. Return to an Order of the House of the 26th February, 1912, for a copy of all letters, evidence taken under investigation by Superintendent Sharp, reports and other documents connected with a claim for damages occasioned by fire to the property of Angus J. McAulay, of Tracadie, Prince Edward Island, on the 16th day of July, 1911. Presented 1st March, 1912—*Mr. Macdonald*.. .. ..*Not printed.*

116. Return to an Order of the House of the 26th February, 1912, for a copy of all papers, documents, &c., concerning the incorporation and operations of the Fidelity Trust Company of Montreal. Presented 28th March, 1912.—*Mr. McKenzie*.....*Not printed.*

117. Return to an Order of the Senate, dated the 31st January, 1912, for copies of Acts, documents, correspondence, &c., concerning the expropriation of the properties of F. Turgeon and F. Gunn, in the city of Quebec for the purpose of a Central station.—*(Senate)*.. .. ..*Not printed.*

118. Return to an Order of the House of the 26th February, 1912, for a copy of all papers and correspondence relating to the incorporation and operations of The Provident Trust Company, of Montreal. Presented 1st March, 1912.—*Mr. Lemieux.*
Not printed.

CONTENTS OF VOLUME 24—*Continued.*

119. Return to an Address to His Royal Highness the Governor General of the 10th January, 1912, for a copy of all Orders or Minutes of Council relating to the appointment of commissioners under the treaty with the United States relating to boundary waters, and questions arising along the boundary between Canada and the United States, signed at Wshington, 11th January, 1909; together with a copy of all despatches, letters and telegrams between the Governor General, or the Government of Canada, or any member thereof, and the British ambassador at Washington, or the British Government, or any member thereof, upon that subject; and also, of all letters and telegrams between any member or department of the government and Sir George Gibbons, Mr. Aimé Geoffrion and Mr. Alexander Barnhill, or either of them, relating to their appointment as such commissioners. Presented 1st March, 1912.—*Mr. Pugsley*.. .. ..*Printed for sessional papers.*

120. Return to an Address to His Royal Highness the Governor General of the 29th November, 1911, for a copy of all correspondence since the first of July, 1896, to the present date, between the Government of Canada and the governments of the several provinces on the subject of assistance to provincial railways and other provincial public works. Presented 1st March, 1912.—*Sir Wilfrid Laurier*..*Printed for sessional papers.*

121. Return to an Order of the House of the 26th February, 1912, for a copy of all papers and documents in the case of Rex *vs.* Sheldon and others. Presented 5th March, 1912.—*Mr. McKenzie*.. .. ..*Not printed.*

122. Return to an order of the House of the 26th February, 1912, for a copy of all papers, correspondence and documents in connection with the case of D. Raymond, petitioner, the Queen's Hotel Company, Limited, respondent, and Guillaume Narcisse Ducharme and others, party defendants. Presented 5th March, 1912.—*Mr. Lemieux.*
Not printed.

123. Return to an Order of the Senate dated 9th February, 1912, showing the terms of lease to the whaling company or companies for whale fishing on the coast of British Columbia, giving the extent of sea over which exclusive rights are given, rent paid, and restriction as to close season, and all other particulars relating to this subject.—(*Senate*).. .. ..*Not printed.*

123*a*. Return to an Address of the Senate dated 9th February, 1912, for a return showing the term of lease by the government to a company giving rights to exclusive fishing in the fresh water lakes of the Dominion; with all conditions as to time, rent, subletting and close season, and any other information relating to this subject.—(*Senate*).. .. ..*Not printed.*

124. Return to an Address of the Senate, dated 22nd February, 1912, for all correspondence respecting the inefficient postal delivery service at Rothesay, N.B.—(*Senate*).
Not printed.

125. Laid before the House, by command of His Royal Highness the Governor General,—Copy of agreement between His Majesty the King on behalf of the Dominion of Canada, His Majesty on behalf of the province of New Brunswick, and the Saint John and Quebec Railway Company, for the leasing under terms and conditions specified, of the line of railway when completed, of the company, between Grand Falls and Saint John, N.B. Presented 11th March, 1912... .. ..*Not printed.*

126. Return to an Order of the House of the 22nd January, 1912, or a copy of all correspondence and papers referring to the granting of special aid to the tobacco growers of La Société Co-opérative de la Vallée de Yamaska. Presented 13th March, 1912.—*Mr. Lemieux*.. .. ..*Not printed.*

CONTENTS OF VOLUME 24—*Continued.*

127. Return to an Order of the House of the 22nd January, 1912, for a copy of all letters, correspondence, reports or other documents relating to the proposed winter harbour at Sarnia, Ontario. Presented 13th March, 1912.—*Mr. Pardee*.. .. .. ..*Not printed.*

127*a*. Return to an Order of the House of the 26th February, 1912, for a copy of all reports, petitions and correspondence in the possession of the Department of Public Works, relating to the improvement of Port Dover harbour, in Norfolk county, Ontario; together with all papers or documents relating to the connection of the Grand Trunk Railway Company therewith. Presented 29th March, 1912.—*Mr. Charlton.* *Not printed.*

127*b*. Supplementary Return to an Order of the House of the 26th February, 1912, for a copy of all reports, petitions and correspondence in the possession of the Department of Public Works, relating to the improvement of Port Dover harbour, in Norfolk county, Ontario, together with all papers or documents relating to the connection of the Grand Trunk Railway Company therewith. Presented 1st April, 1912.—*Mr. Charlton*.. .. ..*Not printed.*

128. Certified extract from the Minutes of a meeting of the Treasury Board held on the 4th March, 1912, approved by His Royal Highness the Governor General in Council on the 9th March, 1912, respecting the term of service and pay of the constables of the Royal Northwest Mounted Police. Presented 13th March, 1912... .. .. ..*Not printed.*

129. Return to an Order of the House of the 5th February, 1912, for a copy of all reports, correspondence and papers, relating to the building of a breakwater at Port Richmond, Nova Scotia. Presented 14th March, 1912.—*Mr. Kyte*.. .. ..*Not printed.*

129*a*. Return to an Order of the House of the 5th February, 1912, for a copy of all reports, correspondence and papers relating to the building of a breakwater at Charles Forests Cove, Richmond county, Nova Scotia. Presented 18th March, 1912.—*Mr. Kyte.* *Not printed.*

130. Return to and Order of the House of the 4th March, 1912, for a copy of all correspondence between the Intercolonial authorities, the Minister of Railways and the Department of Justice, and all other persons, relating to a claim of the Metapedia Waterworks Company against the Intercolonial, including therein all plans, designs, inquiries, evidences and other reports concerning this matter; also a copy of all plans, designs, notices and correspondence between the Intercolonial authorities and M. P. Laberge, the Dominion Lumber Company and John Fenderson & Co., relating to the placing of an aqueduct pipe on the land No. 170 of the cadastre of St. Pierre du Lac. Presentd 15th March, 1912.—*Mr. Boulay*.. .. ..*Not printd.*

131. Statement of the affairs of the British Loan and Investment Company, as on the 31st December, 1911. Presented 18th March, 1912.. .. ..*Not printed.*

132. Return to an Order of the House of the 6th March, 1912, for a copy of all letters, complaints, charges, and other papers and documents in the possession of the Post Office Department relating to Tracadie Road Post Office, Guysborough, N.S. Presented 19th March, 1912.—*Mr. Sinclair*.. .. ..*Not printed.*

133. Return to an Order of the House of the 6th March, 1912, for a copy of the news sent up to date to Magdalen Island by the weekly correspondent appointed by the Postmaster General; also for a copy of the instructions given said correspondent at the time of his appointment. Presented 19th March, 1912.—*Mr. Lemieux*.. ..*Not printed.*

CONTENTS OF VOLUME 24—*Continued.*

134. Return to an Order of the House of the 5th February, 1912, for a copy of all letters, telegrams, petitions, reports and documents relating to the notice of cancellation of mail contract between Scott Junction and the station in the county of Beauce. Presented 19th March, 1912.—*Mr. Béland*.. .. ..*Not printed.*

134*a*. Return to an Order of the House of the 31st January, 1912, for a copy of all letters, telegrams, correspondence, reports and other documents in relation to the mail contract between River John Railway station and the post office, and between River John and Hodson, respectively, since 1st October, 1911, and as to the cancellation of the contract for said service with Logan and the making of a contract for the same with one Gannon. Presented 19th March, 1912.—*Mr. Macdonald*.. .. .. ..*Not printed.*

134*b*. Return to an Order of the House of the 31st January, 1912, for a copy of all letters, telegrams, reports and other documents in relation to the mail contract service between Stellarton station and the post office since 1st October, 1911, and as to the cancellation of the contract for said service with the present contractor. Presented 19th March, 1912.—*Mr. Macdonald*.. .. ..*Not printed.*

134*c*. Return to an Order of the House of the 5th February, 1912, for a return showing all the contracts for the conveyance of His Majesty's mails, in which notice of cancellation has been given under the terms of the said contract, between 10th October, 1911, and 1st February, 1912, and also the name and address of each contractor and the amount of each contract. Presented 27th March, 1912.—*Mr. Lemieux.* *Not printed.*

135. Return to an Address to His Royal Highness the Governor General of the 17th January, 1912, for a copy of the Parcel Post Convention between Canada and France, and all papers connected therewith. Presented 19th March, 1912.—*Mr. Lemieux.* *Not printed.*

136. Return to an Order of the House of the 22nd January, 1912, for a copy of all letters, telegrams, reports, recommendations applications and other documents, relating to the appointment of a post office inspector at Moosejaw, Saskatchewan. Presented 19th March, 1912.—*Mr. Knowles*.. .. ..*Not printed.*

137. Return to an Address to His Royal Highness the Governor General, on the 4th March. 1912, for a copy of all letters, telegrams and petitions, sent to the Government, or any of His Majesty's ministers, praying for the establishment of a separate school system in the Keewatin Territory. Presented 20th March, 1912.—*Mr. Lemieux*...*Not printed.*

138. Return to an Address to His Royal Highness the Governor General of the 28th February, 1912, for a copy of all papers, recommendations to Council, Orders in Council, or any other papers in connection with or having reference to the promotion of Mr. Binks to be Superintendent of the Dead Letter Office. Presented 28th March, 1912.—*Mr. Henderson*.. .. ..*Not printed.*

139. Return dated 12th March, 1912, for a copy of all correspondence between the Anglo-Canadian Chemical Company, and the Department of the Inland Revenue from 1st of January, 1911, to date.—(*Senate*)... .. .. *Not printed.*

140. Return to an Order of the House of the 26th February, 1912, for a copy of all papers on file with the Government and of all letters, telegrams and correspondence between the Labour Department and the Board of Conciliation in relation to the strike now and for some time past existing on the Grand Trunk Pacific Railway west of Winnipeg. Presented 21st March, 1912.—*Mr MacNutt*.. .. ..*Not printed.*

CONTENTS OF VOLUME 24—*Continued.*

141. Return to an Order of the House of the 5th February, 1912, for a copy of all rulings or decisions made by the Minister of Customs, or the Tariff Board of the Department of Customs, since the 10th of October last, in reference to the duty payable in respect to Jute cloth, traction engines and partially dressed lumber, respectively; and likewise in reference to any other articles imported into Canada concerning which there has been any change in the rate of duty exacted at any time since the said date, as compared to the rate of duty exacted on such articles respectively immediately prior to said date. Presented 21st March, 1912.—*Mr. Turriff*.. .. ..*Not printed.*

142. Return to an Order of the House of the 5th February, 1912, for a copy of all letters, telegrams, petitions or other papers relating to any change or proposed change of postmasters at Powassan between 1st January, 1906, and 1st January, 1912. Presented 22nd March, 1912.—*Mr. Arthurs*.. .. ..*Not printed.*

143. Return to an Order of the House of the 13th March, 1912, for a return showing the rural mail routes established by the present Government; the number of requests received by the Post Office Department for the establishment of rural mail routes; the number of applications granted; the number not granted, and the reasons therefor. Presented 22nd March, 1912.—*Mr. Lemieux*.. .. ..*Not printed.*

144. Return to an Address to His Royal Highness the Governor General of the 12th February, 1912, for a copy of all Orders in Council, petitions and memorials, passed or received by the Government of Canada, respectively, since 1se July, 1908, relating to foreign shippings engaged in the coastwise trade in Canada; and also a copy of all correspondence between the Government or any departments thereof and any person, company or corporation relating to the same. Presented 25th March, 1912.—*Mr. Kyte*.. .. ..*Not printed.*

145. Return to an Order of the 26th February, 1912, for a return showing the various loans made by the Government of Canada since the year 1900; the periods for which they were made; where contracted; rate of interest; commissions paid and to whom; net proceeds per cent of each loan; will future loans be asked for by public tender, if so where? Presented 25th March, 1912.—*Mr. Lapointe (Montreal)*.. .. .. ..*Not printed.*

146. Return to an Order of the House of the 19th February, 1912, for a return showing the number and capacity of cold storage establishments in each of the principal cities of Canada; the kind and quantity, approximate value of food stuff and produce contained in each of these establishments, during the months of November and December, 1911, and January, 1912. Presented 25th March, 1912.—*Mr. Verville.*
Not printed.

147. Return to an Order of the House of the 17th January, 1912, for a copy of the Judgment of the Judicial Committee of the Privy Council in the case of the King *vs.* The Burrard Power Company, and of all Orders in Council for the transmission to the government of the province of British Columbia of the administration of all water rights in the Railway Belt; together with a copy of all correspondence between the Government of British Columbia and the Government of Canada with regard to the same. Presented 25th March, 1912.—*Sir W. Laurier*.. .. ..*Not printed.*

148. Return to an Address to His Royal Highness the Governor General of the 26th February, 1912, for a copy of all letters, documents and memoranda from the government of British Columbia, and all other papers relating to negotiations affecting the exportation of salmon, the boat rating in canneries, the system of issuing licenses and the restriction of licenses to Asiatics in the province of British Columbia, and all Orders in Council made in regard to any of these matters since 1st October, 1911. Presented 25th March, 1912.—*Mr. Macdonald*.. .. ..*Not printed.*

CONTENTS OF VOLUME 24—*Concluded.*

149. Return to an Order of the House of the 19th February, 1912, for a return showing the date of the appointment of Mr. H. P. Duchemin to investigate complaints against government officials in Nova Scotia; the remuneration he is to receive for his services, the daily allowance specified for his travelling and living expenses, full detail of his remuneration and expenses, the amount paid him so far; any account or statement presented which has not been paid, the gross amounts for which accounts have been paid. The names of any other parties conducting investigations in Nova Scotia, their remuneration, the number of the commissioners appointed in all the provinces by the present government or any department, to investigate charges of political partisanship on the part of officials, their names and addresses, and the dates of appointment and remuneration, including allowance for expenses. Presented 27th March, 1912.—*Mr. Sinclair*.. .. ..*Not printed.*

150. Return to an Order of the House of the 4th March, 1912, for a copy of all letters, petitions, requests, memoranda, ministerial or departmental instructions in the possession of the Government or any department thereof, relating to the alleged change of name of Blind River Post Office, in the province of Ontario. Presented 25th March, 1912.—*Mr. Sinclair*.. .. ..*Not printed.*

151. Report from the Department of Labour on Wholesale Prices in Canada, 1911. Presented 28th March, 1912.—*Hon. Mr. Crothers*.. .. ..*Not printed.*

152. Résumé of General Elections, 1911. Presented 30th March, 1912.. .. .. ..*Not printed.*

153. Return to an Order of the House of the 12th February, 1912, for a return showing the amount paid since 15th October, 1911, for making and repairing mail bags, and for the metal parts thereof including locks; the names and addresses of the companies, firms and individuals to whom payment has been made, and the amount in each case. Presented 29th March, 1912.—*Mr. Kay*.. .. ..*Not printed.*

154. Return to an Order of the House of the 17th January, 1912, for a copy of all documents relating to the purchase and repair of the post office at Berthier-en-haut. Presented 1st April, 1912.—*Mr. Barette*.. .. ..*Not printed.*

155. Names of Commissioners appointed under 'Inquiries Act."—(*Senate*)...*Not printed.*

DOMINION OF CANADA

REPORT

OF THE

DEPARTMENT OF TRADE AND COMMERCE

FOR THE

FISCAL YEAR ENDED MARCH 31

1911

PART IV

MISCELLANEOUS INFORMATION

1. Annuities.
2. Bounties.
3. Chinese Immigration.
4. Lumber and Staple Products.
5. Revenue and Expenditure Department of Trade and Commerce.
6. Statistical Record of the Progress of Canada.
7. Tonnage Tables.
8. Trade Commissioner Service.

PRINTED BY ORDER OF PARLIAMENT

OTTAWA

PRINTED BY C. H. PARMELEE, PRINTER TO THE KING'S MOST EXCELLENT MAJESTY

1912

[No. 10c—1912]

GENERAL INDEX

PART I.—Canadian Trade :—

Imports into and Exports from Canada.

(Itemized and General Statements.)

PART II.—Canadian Trade :—

1. With France.
2. With Germany.
3. With United Kingdom.
4. With United States.

PART III.—Canadian Trade :—

With Foreign Countries.

(Except France, Germany, United Kingdom and United States.)

PART IV.—Miscellaneous Information :—

1. Annuities.
2. Bounties.
3. Chinese Immigration.
4. Lumber and Staple Products.
5. Revenue and Expenditure of Department of Trade and Commerce.
6. Statistical Record of the Progress of Canada.
7. Tonnage Tables.
8. Trade Commissioner Service.

PART V.—Grain Statistics.

PART VI.—Subsidized Steamship Services.

PART VII.—Trade of Foreign Countries and Treaties and Conventions.

Note—*The above parts will not necessarily be issued in the order indicated.*

PART IV

MISCELLANEOUS IMFORMATION

1. Annuities
2. Bounties.
3. Chinese Immigration.
4. Lumber and Staple Products.
5. Revenue and Expenditure of Department of Trade and Commerce.
6. Statistical Record of the Progress of Canada.
7. Tonnage Tables.
8. Trade Commissioner Service.

TABLE OF CONTENTS

1. ANNUITIES.

PAGE.
General Information 5
Annuities Contracts Issued 6
Lectures and Agents 8
Schedules 9

2. BOUNTIES.

Total Bounties paid by Commodities in 1911 25
Bounties paid, by Companies, on Pig Iron, Steel and Wire Rods in 1911 25
Bounties paid on Pig Iron, Puddled Iron Bars, Steel, Manufactures of Steel, Lead, Manila Fibre and Crude Petroleum, 1896 to 1911 26
Bounties paid, by Companies, on Manila Fibre used in the Manufacture of Binder Twine, 1911 28
Rates of Bounties payable under Statute upon Various Articles, 1911 and 1912 28

3. CHINESE IMMIGRATION.

Transactions under the Chinese Immigration Acts to March 31, 1911 29
Refunds made to Provinces on account of Capitation Tax collected, 1886 to 1911 30
Arrivals and Revenue accrued by Principal Ports, 1886 to 1911 32

4. LUMBER AND STAPLE PRODUCTS.

Lumber Measured, Culled and Counted at the Port of Quebec, 1911 37
Flour and Meal Inspected and Fees collected, 1911 38
Hay Inspected and Fees collected, 1911 39
Fish Inspected and Fees collected, 1911 40
Fish Oil Inspected and Fees collected, 1911 41
Pot and Pearl Ashes Inspected and Fees collected, 1911 43
Leather and Hides Inspected and Fees collected, 1911 44

5. REVENUE AND EXPENDITURE OF DEPARTMENT OF TRADE AND COMMERCE.

Revenue and Expenditure during each Fiscal Year, 1893 to 1911 45
Revenue during Fiscal Year ended March 31, 1911 45
Expenditure during Fiscal Year ended March 31, 1911 46

6. STATISTICAL RECORD OF THE PROGRESS OF CANADA.

Area of Canada 48
Currency and Banking 48
Failures—Commercial 50
Finance 50
Insurance 55
Loan Companies and Building Societies 58
Mineral Production 59
Population 48
Post Office Statistics 61
Railway and Canal Statistics 62
Shipping 65
Trade and Commerce Statistics 66

7. TONNAGE TABLES.

Vessels Arrived at and Departed from Canadian Ports, 1868 to 1911 88
British and Foreign Vessels Arrived at and Departed from Canadian Ports, 1868 to 1911 90
Steam and Sailing Vessels Arrived at and Departed from Canadian Ports, 1868 to 1911 92
Sea-going Vessels Entered at and Cleared from Canadian Ports, 1909, 1910 and 1911 94
British and Foreign Sea-going Vessels Entered at and Cleared from Canadian Ports, 1909, 1910 and 1911 96
Sea-going Vessels Entered at and Cleared from the Principal Ports in Canada, 1909, 1910 and 1911. 98
Vessels Trading on the Lakes and Rivers between Canada and United States, not including Ferries, which Arrived at and Departed from Canadian Ports, 1909, 1910 and 1911 106
Vessels employed in the Coasting Trade of Canada, which Arrived at and Departed from Canadian Ports, 1909, 1910 and 1911 108

Recapitulation Tonnage Tables.

Vessels Arrived at and Departed from Canadian Ports, 1909, 1910 and 1911 110

8. TRADE COMMISSIONER SERVICE.

List of Trade Commissioners and Commercial Agents, with locations and dates of appointments 112

CANADIAN GOVERNMENT ANNUITIES.

The object of the Canadian Government Annuities Act is to promote habits of thrift, and to provide all persons, male or female, domiciled in Canada with a safe and sure plan of making provision for old age at the lowest possible cost. Deposits may be made at any Money Order Office in Canada, for which purpose the postmaster will supply the purchaser with a pass book; or deposits may, if preferred, be remitted direct to the Annuities Branch in any manner that may best suit the convenience of the purchaser; If by cheque or money order, this should be drawn to the order of the Receiver-General. Upon all deposits 4 per cent compound interest will be allowed, and at the age of 55 (which is the earliest age at which an Annuity can begin) or at any later age desired—and of course the longer deferred the larger will be the Annuity, such Annuity as the total amount then at the credit of the Annuitant will purchase will be paid in quarterly instalments so long as the Annuitant lives. A definite amount of annuity may be secured if specific sums are regularly paid. Should the Annuitant die before the date fixed for the Annuity to begin, all payments made will be returned to the legal representatives of the purchaser with 3 per cent compound interest; though the same payments will secure a larger Annuity if the purchaser does not wish to provide for this return.

If a person has an amount at his credit in the Post Office Savings Bank, he may have this amount, or such portion of it as he may desire, transferred to the Annuities Department for, or on account of, the purchase of an Annuity.

The minimum Annuity which may be purchased is $50, and the maximum $600. The earliest age at which the purchase may be begun is 5, but it may begin at any age thereafter. To each purchaser a contract or policy is issued; and a provident feature of the system is that there are no penalties or forfeitures. If payments should for any reason cease, they may be renewed at any time; and if arrears are not made up the only effect will be that a smaller annuity will be secured. Should the payments made be not sufficient to purchase an Annuity of $50, the total amount paid in with 3 per cent compound interest will be returned to the purchaser.

Anyone over the age of 55 may buy an Immediate Annuity; and a Last Survivor Annuity, Immediate or Deferred, may be purchased by any two persons by a single payment.

By paying a little higher rate, all Annuities may be guaranteed for a number of years certain.

Deferred Annuities are issued on three plans, namely, (1) without return to the estate of the purchaser of any payments made should death occur before the Annuity falls due, which gives an Annuity at the very lowest cost; (2) with return of payments to the legal representatives of the purchaser in case of death before the date fixed for the Annuity to begin for which a little higher rate is charged; and (3) with return of payments should death occur before the date fixed for the Annuity to begin, but should that date be reached the payment of the Annuity to be guaranteed for a number of years certain, not to exceed 20 years, and if the Annuitant should survive the guaranteed period the Annuity to be continued to him so long as he might live. Where death occurs before the date fixed for the Annuity to begin and a return of the payments is made interest at 3 per cent compounded up to the date of death is allowed.

Up to the 31st of March, 1911, on the first plan 177 contracts have been issued; on the plan providing for a return of the payments should death occur before the date fixed for the Annuity to begin, 676 contracts have been issued; and on the guaranteed plan, 566.

The Annuity is not transferable, but under the Act it is provided that where the purchaser of an Annuity is made by husband or wife, he or she has the right when the

Annuity matures to say if it is desired that a portion of the Annuity shall be paid to the other. Should a division be made the portion going to each would end with his or her death, and the survivor would receive no benefits therefrom. This is considered to be a most valuable privilege, and to some extent has the advantage of the purchase of a Last Survivor Annuity.

SUMMARY OF ANNUITY CONTRACTS ISSUED FOR THE FISCAL YEAR ENDING MARCH 31, 1911.

The following Annuities were purchased: 117 Immediate Annuities (Single and Last Survivor), totalling $26,821·90.

975 Deferred Annuities, amounting to $168,789.96.

The number of Annuities issued to March 31, 1911, was as follows: Immediate, 230 as per Table I; Deferred, 1479 as per Table II; a total of 1709, aggregating $343,112·18. The amount received on account of the purchase was $878,323·61.

TABLE I.

NUMBER of Immediate Annuities (Single and Last Survivor) for which payment has been made in full.

AMOUNT OF ANNUITIES.

MALES.	$50.	$100.	$200	$300.	$400.	$500.	$600.
55-59	1	3	2	3	0	1	3
60-64	3	14	8	2	2	1	4
65-69	2	9	8	2	3	0	2
70-74	1	8	6	8	2	0	6
75-79	0	3	5	2	1	1	2
80-85	1	2	0	2	0	0	3

AMOUNT OF ANNUITIES.

FEMALES.	$50.	$100.	$200	$300.	$400.	$500.	$600.
55-59	0	5	5	5	4	1	1
60-64	0	12	5	6	3	2	1
65-69	1	10	3	4	1	1	1
70-74	4	10	5	1	1	0	1
75-79	0	2	2	2	0	1	0
80-85	0	1	0	1	0	0	2

NOTE.—Thirteen of the above Annuities were on the Last Survivor plan.

TABLE II.

NUMBER of Deferred Annuities purchased by lump sums, lump sums and annual payments, and periodical payments. Annuitants numbering 57, who have not yet furnished their ages are not included in following table.

AMOUNT OF ANNUITIES.

MALES.	$50.	$100.	$200.	$300.	$400.	$500.	$600.
Ages.							
5- 9	3	42	14	3	2	1	1
10-19	4	129	14	13	2	5	5
20-29	2	118	54	30	12	10	28
30-39	4	84	27	34	9	2	22
40-49	4	45	22	14	10	5	18
50-59	4	24	13	10	3	3	5
60-70	2	4	1	0	2	0	0

AMOUNT OF ANNUITIES.

FEMALES.	$50.	$100.	$200.	$300.	$400.	$500.	$600.
Ages.							
5- 9	1	27	4	4	1	2	0
10-19	4	63	12	3	1	1	5
20-29	2	85	17	25	3	3	9
30-39	1	64	33	29	6	5	6
40-49	4	46	21	15	12	2	11
50-59	4	13	6	6	1	0	1
60-70	0	1	0	0	0	0	0

NOTE.—The total number of Annuities issued to November 21, 1911, was as follows, Immediate 338, Deferred 2166, a total of 2504; and the total money received on account of the purchase was $1,215,169.73.

GOVERNMENT ANNUITIES FUND AS AT MARCH 31st 1911.

Assets.

Fund as at March 31st, 1910	$ 484,925 40
Receipts as per balance	380,519 44
Fund as at March 31st, 1911	$ 865,444 84

Liabilities.

Net present value of all outstanding contracts	$ 865,427 08
Excess interest for year	17 76
Total	$ 865,444 84

Receipts.

Purchase money for Immediate Contracts	$ 235,725 62
Purchase money for Deferred Contracts	160,365 47
Amount transferred by Government to maintain Reserve	25,344 62
Total	$ 421,435 71

Payments.

Payments made under Immediate Contracts. ...	$ 38,170 45
Return of Premiums under Section 13	96 13
Return of purchase money	2,649 69
Balance March 31st, 1911	380,519 44
Total	$ 421,435 71

Valuation as at March 31st, 1911, of Annuity Contracts issued pursuant to the Government Annuities Act.

Description of Contract	Number.	Amount of Annuities.	Total Value on March 31st, 1911, of Annuities Purchased.
1. Immediate Annuities	173	$42,641.87	$363,097.00
2. Immediate Annuities, guaranteed	44	9,841.31	103,743.00
3. Immediate Last Survivor (on 2 lives)	13	2,945.11	32,148.00
4. Deferred, Plan "A,"	670	136,661.98	184,717.68
5. Deferred, Plan "A," guaranteed	566	97,505.78	29,424.62
6. Deferred, Plan "A," last survivor	6	2,070.60	17,456.74
7. Deferred, Plan "B,"	177	51,445.53	133,239.32
8. Applications to March 31st, 1911, & value of payments made, pending issue of contracts	60	.....	1,600.72
Totals	1,709	$343,112.18	$865,427.08

SUMMARY.

Number of Contracts in force March 31st, 1911, (Males 1025, Famales 665, Last Survivor 19)	1,709
Total amount of Annuities	$ 343,112.18
Total Value Annuities purchased	$ 865,427.08

LECTURERS AND AGENTS.

The following agents were appointed during the year:—Mrs. Emily Cummings, of Toronto, Ont., R. D. Cameron, of Lucknow, Ont., Henry Cartwright, of Toronto, Ont., Pierre Gravel, of Montreal, Que., and T. J. B. Leger, of Caraquet, N.B. The Lecturers and Agents now number 12.

List of Canadian Government Annuity Lecturers and Agents on March 31, 1911, with location and date of appointment (services since discontinued).

Name.	Date of first Appointment.	Present Location.
George Belleau	March 15, 1909.	Plessisville, Que.
Nelson W. Brown	April 1, 1909.	Middle Southampton, N.B.
R. D. Cameron	" 1, 1909.	Lucknow, Ont.
Mrs. Emily Cummings	" 1, 1909.	Toronto, Ont.
Henry Cartwright	May 15, 1910.	"
Edwin Dickie	Nov. 1, 1908.	"
Pierre Gravel	June 15, 1910	Montreal, Que.
Rev. W. G. Lane	March 15, 1909.	Yarmouth, N.S.
T. J. B. Leger	Feb. 15, 1911.	Caraquet, N.B.
Duncan McArthur	Dec. 1, 1908.	Ottawa, Ont.
James Samson	Dec. 1, 1908.	Windsor, Ont.
L. N. Santerre	" 1, 1908.	Quebec, Que.

EXAMPLES OF THE COST OF AN ANNUITY OF $250 WHERE EMPLOYER AND EMPLOYEE CO-OPERATE, ANNUITY TO BEGIN AT AGE 60, PAYMENTS TO BE MADE FROM COMMENCING AGE TO AGE 60.

1. Column 1 shows amount of Annuity which a payment by the Employer of $10 a year from commencing age to age 60 would purchase on Plan 'B', under which Plan there would be no return of any portion of purchase money should Annuitant die before 60.

2. Column 2 shows the amount remaining to be purchased by the Employee to bring Annuity up to $250.

3. Columns 3 and 4 show the annual rate to be paid on Plan 'A' or 'B' to purchase amount of annuity in column 2. (On Plan 'A' should Annuitant die before 60, all payments made with three per cent compound interest would be returned to the purchaser or his legal representatives.)

Commencing Age.	1–B.	2.	3–A.	4–B.
	$ c.	$ c.	$ c.	$ c.
1	128 20	121 80	12 85	9 50
22	121 21	128 79	14 32	10 63
23	114 41	135 59	15 92	11 85
4	107 99	142 01	17 60	13 15
25	101 83	148 17	19 40	14 55
26	95 87	154 13	21 32	16 08
27	90 33	159 67	23 36	17 68
28	84 89	165 11	25 58	19 45
29	79 80	170 20	27 93	21 33
30	74 90	175 10	30 47	23 38
31	70 22	179 78	33 19	25 60
32	65 79	184 21	36 12	28 00
33	61 54	188 46	39 31	30 62
34	57 47	192 53	42 76	33 50
35	53 62	196 38	46 50	36 62
36	49 93	200 07	50 58	40 07
37	46 43	203 57	55 02	43 85
38	43 07	206 93	59 93	48 65
39	39 89	210. 11	65 30	52 67
40	36 85	213 15	71 23	57 85
41	33 94	216 06	77 85	63 65
42	31 19	218 81	85 18	70 15
43	28 57	221 43	93 44	77 50
44	26 08	223 92	102 76	85 87
45	23 71	226 29	113 33	95 45
46	21 45	228 55	125 47	106 53
47	19 32	230 68	139 49	119 42
48	17 29	232 71	155 89	134 62
49	15 36	234 64	175 32	152 77
50	13 53	236 47	198 66	174 75

TABLE showing the cost of an Annuity of $200 at age of 60 (Males), where the employer assists the employee by purchasing 50%, 45%, 40%, 35% or 30% of the Annuity, according to the age at which the employee entered his service, the payments to be made weekly, the employee to pay for the balance of the $200.

COLUMN I.—Employee entered service at age 20 or under. Employer to purchase 50% of annuity (or $100) on either Plan A or B, employee to pay on Plan A for $100.

COLUMN II.—Employee entered service between ages 21 and 25 inclusive. Employer to purchase 45% of annuity (or $90) on Plan A or B, employee to pay on Plan A for $110.

COLUMN III.—Employee entered service between ages 26 and 30 inclusive. Employer to purchase 40% of annuity (or $80) on Plan A or B, employee to pay on Plan A for $120.

COLUMN IV.—Employee entered service between ages 31 and 35 inclusive. Employer to purchase 35% of annuity (or $70) on Plan A or B, employee to pay on Plan A for $130.

COLUMN V.—Employee entered service between ages 36 and 40 inclusive. Employer to purchase 30% of annuity (or $60) on Plan A or B, employee to pay on Plan A for $140.

Under Plan "A," in the event of death before the first payment of Annuity falls due, the total amount which the Annuitant has paid in, with 3 per cent compound interest, will be refunded to his legal representatives.

Under Plan "B," where the same Annuity is obtainable for smaller payments, there will be no return in the event of death before the Annuity becomes due.

Age last Birthday	COLUMN I.		COLUMN II.			COLUMN III.			COLUMN IV.			COLUMN V.		
	Employer and Employee each 50%		Employer 45% on either A or B.		Employee on A.	Employer 40% on either A or B.		Employee on A.	Employer 35% on either A or B.		Employee on A.	Employer 30% on either A or B.		Employee on A.
	A.	B.	A.	B.	A.	A.	B.	A.	A.	B.	A.	A.	B.	A.
14	·15	·11												
15	·15	·11												
16	·16	·12												
17	·17	·13												
18	·18	·13												
19	·19	14												
20	·20	·15												
21	·21	·15	·19	·14	·24									
22	·22	·16	·20	·15	·25									
23	·23	·17	·21	·16	·26									
24	·24	18	·22	·17	·27									
25	·26	·19	·24	18	·29									
26	·27	·21	·25	·19	·30	·22	·17	·33						
27	·29	·22	·27	·20	·32	·24	·18	·35						
28	·30	·23	·27	·21	·33	·24	·19	·36						
29	·32	·25	·29	·23	·36	·26	·20	·39						
30	·34	·26	·31	·24	·38	·28	·21	·41						
31	·36	·28	·33	·26	·40	·29	·23	·44	·26	·20	·47			
32	·38	30	·35	·27	·42	·31	·24	·46	·27	·21	·50			
33	·41	·32	·37	·29	·46	·33	·26	·50	·29	·23	·54			
34	·43	·34	·39	·31	·48	·35	·28	·52	·31	·24	·56			
35	·46	·36	·42	·33	·51	·37	·29	·56	·33	·26	.60			
36	·49	39	·45	·36	·54	·40	·32	·59	·35	·28	·64	·30	·24	·69
37	·52	·42	·47	·38	58	·42	·34	·63	·37	·30	·68	·32	·26	·73
38	·56	·45	·51	·41	·62	·45	·36	·68	·40	·32	·73	·34	·27	·79
39	·60	·49	·54	·45	·66	·48	·40	·72	·42	·35	·78	·36	·30	·84
40	·65	·53	·59	·48	·72	·52	·43	·78	·46	·38	·85	·39	·32	·91

N.B.—The above table will illustrate the weekly cost to employer and employee of an Annuity of $200 at the several ages. It is impossible, however, where the annual rate is split up into such small amounts, to give the precise weekly proportion of the annual rate. But the Annuitant would receive full credit in the adjustment of the account at the end of the year for any amount paid in excess of the annual rate for the same Annuity.

TABLE

Showing cost of annuity of $100 to persons between the ages of 14 and 50 by weekly payments the annuity to begin at age 55, 60, 65 or 70

The following tables will illustrate the weekly cost of an Annuity of $100 at the several ages. It is impossible, however, where the annual rate is split into such small amounts to give the precise weekly proportion of the annual rate. But the Annuitant would receive full credit in the adjustment of the account at the end of the year for any amount paid in excess of the annual rate for the same Annuity.

MALES. PLAN A.					FEMALES. PLAN A.				
Commencing Age Last Birthday.	Weekly Payments for Annuities at :—				Commencing Age Last Birthday	Weekly Payments for Annuities at :—			
	Age 55.	Age 60.	Age 65	Age 70.		Age 55.	Age 60.	Age 65.	Age 70.
14	.22	.15	.10	.06	14	.24	.16	.11	.07
15	.23	.15	.10	.06	15	.25	.17	.11	.07
16	.24	.16	.11	.07	16	.26	.18	.12	.08
17	.25	.17	.11	.07	17	.28	.19	.13	.08
18	.27	.18	.12	.07	18	.29	.20	.13	.08
19	.28	.19	.12	.08	19	.31	.21	.14	.09
20	.30	.20	.13	.08	20	.32	.22	.15	.09
21	.31	.21	.13	.08	21	.34	.23	.15	.10
22	.33	.22	.14	.09	22	.36	.24	.16	.10
23	.35	.23	.15	.09	23	.38	.26	.17	.11
24	.37	.24	.16	.10	24	.40	.27	.18	.11
25	.39	.26	.16	.10	25	.43	.29	.19	.12
26	.42	.27	.17	.11	26	.45	.30	.20	.12
27	.44	.29	.18	.11	27	.48	.32	.21	.13
28	.47	.30	.19	.12	28	.51	.34	.22	.14
29	.50	.32	.20	.12	29	.54	.36	.23	.14
30	.53	.34	.21	.13	30	.58	.38	.24	.15
31	.57	.36	.23	.14	31	.61	.40	.26	.16
32	.60	.38	.24	.15	32	.66	.42	.27	.17
33	.65	.41	.25	.15	33	.70	.45	.29	.18
34	.69	.43	.27	.16	34	.75	.48	.30	.19
35	.75	.46	.29	.17	35	.81	.51	.32	.20
36		.49	.30	.18	36		.55	.34	.21
37		.52	.32	.19	37		.58	.36	.22
38		.56	.34	.21	38		.62	.39	.23
39		.60	.36	.22	39		.67	.41	.25
40		.65	.39	.23	40		.72	.44	.26
41			.41	.25	41			.47	.28
42			.44	.26	42			.50	.30
43			.47	.28	43			.53	.32
44			.51	.30	44			.57	.34
45			.55	.32	45			.62	.36
46				.34	46				.38
47				.36	47				.41
48				.39	48				.44
49				.42	49				.47
50				.45	50				.51

Under Plan "A", in the event of death before the first payment of the Annuity falls due, the total amount which the Annuitant has paid in, with three per cent compound interest, will be refunded to his or her legal representatives.

TABLE showing cost of an Annuity of $100 to Persons between the ages of 14 and 50 by Weekly Payments, the Annuity to begin at age 55, 60, 65 or 70—*Concluded.*

MALES. PLAN B.					FEMALES. PLAN B.				
Commencing Age Last Birthday	Weekly payments for Annuities at				Commencing Age Last Birthday.	Weekly Payments for Annuities at			
	Age 55.	Age 60	Age 65.	Age 70.		Age 55.	Age 60.	Age 65.	Age 70.
14	.17	.11	.06	.04	14	.19	.12	.08	.04
15	.18	.11	.07	.04	15	.20	.13	.08	.05
16	.19	.12	.07	.04	16	.21	.13	.08	.05
17	.20	.13	.07	.04	17	.22	.14	.09	.05
18	.21	.13	.08	.04	18	.23	.15	.09	.05
19	.22	.14	.08	.05	19	.24	.16	.10	.06
20	.24	.15	.09	.05	20	.26	.17	.10	.06
21	.25	.15	.09	.05	21	.27	.17	.11	.06
22	.27	.16	.10	.05	22	.29	.18	.11	.07
23	.28	.17	.10	.05	23	.31	.20	.12	.07
24	.30	.18	.11	.06	24	.33	.21	.13	.07
25	.32	.19	.11	.06	25	.35	.22	.13	.08
26	.34	.21	.12	.06	26	.37	.23	.14	.08
27	.36	.22	.13	.07	27	.39	.25	.15	.08
28	.39	.23	.13	.07	28	.42	.26	.16	.09
29	.41	.25	.14	.07	29	.45	.28	.17	.09
30	.44	.26	.15	.08	30	.48	.30	.18	.10
31	.47	.28	.16	.08	31	.51	.31	.19	.10
32	.51	.30	.17	.09	32	.55	.34	.20	.11
33	.55	.32	.18	.09	33	.59	.36	.21	.12
34	.59	.34	.19	.10	34	.64	.38	.22	.12
35	.64	.36	.20	.10	35	.69	.41	.24	.13
36		.39	.21	.11	36		.44	.26	.14
37		.42	.23	.12	37		.47	.27	.15
38		.45	.25	.13	38		.51	.29	.16
39		.49	.26	.13	39		.55	.31	.17
40		.53	.28	.14	40		.60	.34	.18
41			.30	.15	41			.36	.19
42			.33	.16	42			.39	.21
43			.35	.18	43			.42	.22
44			.38	.19	44			.45	.24
45			.41	.20	45			.49	.25
46				.22	46				.27
47				.24	47				.30
48				.25	48				.32
49				.28	49				.35
50				.30	50				.38

Under Plan "B", where the same Annuity is obtainable for smaller payments, there will be no return in the event of death before the Annuity becomes due.

TABLE of deferred Annuities Guaranteed for 10 years, purchasable by Periodical Payments with Return of Purchase Money.

Weekly Payments required for the purchase of an Annuity of $100, beginning at ages 55, 60, 65 or 70, and payable quarterly thereafter for life or for 10 years in any event. In the event of death before the first payment of Annuity falls due, the total Purchase Money, with 3% compound interest, will be refunded.

MALES.					FEMALES.				
Commencing Age Last Birthday.	Weekly Payments for Annuities at				Commencing Age Last Birthday.	Weekly Payments for Annuities at			
	Age 55.	Age 60.	Age 65.	Age 70.		Age 55.	Age 60.	Age 65.	Age 70.
14	.23	.16	.11	.08	14	.25	.17	.12	.08
15	.25	.17	.12	.08	15	.26	.18	.13	.09
16	.26	.18	.12	.08	16	.28	.19	.13	.09
17	.27	.19	.13	.09	17	.29	.20	.14	.10
18	.29	.20	.13	.09	18	.31	.21	.15	.10
19	.30	.21	.14	.10	19	.32	.22	.15	.11
20	.32	.22	.15	.10	20	.34	.24	.16	.11
21	.34	.23	.16	.11	21	.36	.25	.17	.12
22	.35	.24	.17	.11	22	.38	.26	.18	.12
23	.37	.26	.18	.12	23	.40	.28	.19	.13
24	.40	.27	.18	.12	24	.42	.29	.20	.14
25	.42	.29	.19	.13	25	.45	.31	.21	.14
26	.45	.30	20	.14	26	.48	.32	.22	.14
27	.47	.32	.22	.15	27	.50	.34	.23	.15
28	.50	.34	23	.15	28	.54	.36	.24	.16
29	.53	.36	.24	.16	29	.57	.38	.26	.17
30	.57	.38	.25	.17	30	.61	.41	.27	.18
31	.61	.40	.27	.19	31	65	.43	.29	.19
32	.65	.42	.28	.19	32	.69	.46	.30	.20
33	.69	.45	.30	.20	33	.74	49	.32	.21
34	.74	.48	.32	.21	34	.79	.52	.34	.22
35	.80	.51	.34	.22	35	.85	.55	.36	.24
36		.55	.36	.24	36		.59	.38	.25
37		.58	.38	.25	37		.63	.41	.27
38		.62	.40	.27	38		.67	.43	.29
39		.67	.43	.28	39		.72	.46	.30
40		.72	.46	.30	40		.77	.49	.32
41			.49	.32	41			.52	.34
42			.52	.34	42			.56	.36
43			.56	.36	43			.60	.39
44			.60	.39	44			.64	.41
45			.65	.41	45			.69	.44
46				.44	46				.47
47				.47	47				.50
48				.51	48				.54
49				.55	49				.58
50				.59	50				.62

DEFERRED ANNUITIES GUARANTEED FOR 10 YEARS BUT PAYABLE THEREAFTER SO LONG AS ANNUITANT LIVES.

Yearly payments (which may be split up into weekly, monthly, quarterly or half-yearly amounts if desired without additional cost) required for the purchase of a Guaranteed Annuity of $100 beginning at age 55, 60, 65 or 70. In the event of death at any time before the first payment of Annuity falls due all payments made, with 3 per cent, compound interest, will be refunded to the heirs. In the event of death within the first ten years after the Annuity becomes payable the payments will be continued for the full ten years as the purchaser may direct. If the annuitant survives the 10 years the Annuity will be continued so long as the annuitant lives. The cost of each additional $100 up to $600 is at same rate. The Annuity would be paid in instalments of $25 every three months.

Example : A man aged 20 purchasing a Guaranteed Annuity of $100 to begin at age 60 would pay in $11.14 a year for 40 years, or a total of $445.60.

If he should die at any time before the Annuity fell due, all that he had paid in with 3 per cent. compound interest would be returned to his heirs.

If he should die after the last premium had been paid and just before the Annuity fell due, the Government would return to his wife or heirs the sum of $865.17.

If he died after receiving one payment of Annuity the Government would pay to his wife or heirs $25 every three months until the whole of the $1,000 guaranteed had been paid.

If he survived the 10 years, the $100 a year, which is the annual income on a deposit of $3,333.33⅓ in the Post Office Savings Bank, would be paid to himself so long as he might live if he should live to be 100 or over.

DEFERRED Annuities guaranteed for Ten Years, &c.—*Conclude l.*

MALES.					FEMALES.				
Commencing Age Last Birthday.	Yearly Rate for Annuity of $100 at :—				Commencing Age Last Birthday.	Yearly Rate for Annuity of $100 at :—			
	Age 55.	Age 60.	Age 65.	Age 70.		Age 55.	Age 60.	Age 65.	Age 70.
	$ cts.	$ cts.	$ cts.	$ cts.		$ cts.	$ cts.	$ cts.	$ cts.
5	7.59	5.28	3.60	2.38	5	8.12	5.71	3.93	2.65
6	7.97	5.54	3.78	2.50	6	8.52	5.99	4.12	2.78
7	8.36	5.82	3.97	2.63	7	8.94	6.28	4.33	2.91
8	8.78	6.10	4.16	2.76	8	9.39	6.59	4.54	3.06
9	9.22	6.41	4.37	2.90	9	9.86	6.92	4.76	3.21
10	9.69	6.73	4.59	3.05	10	10.36	7.26	5.00	3.37
11	10.19	7.06	4.82	3.20	11	10.89	7.62	5.24	3.54
12	10.71	7.42	5.06	3.37	12	11.45	8.01	5.51	3.71
13	11.27	7.80	5.32	3.54	13	12.05	8.42	5.78	3.90
14	11.86	8.20	5.59	3.72	14	12.68	8.84	6.07	4.10
15	12.49	8.62	5.88	3.91	15	13.35	9.30	6.38	4.31
16	13.15	9.07	6.18	4.12	16	14.06	9.78	6.70	4.53
17	13.86	9.54	6.50	4.33	17	14.82	10.29	7.05	4.76
18	14.61	10.04	6.84	4.56	18	15.63	10.83	7.41	5.00
19	15.42	10.58	7.19	4.80	19	16.49	11.40	7.79	5.26
20	16.28	11.14	7.57	5.06	20	17.41	12.01	8.20	5.53
21	17.20	11.74	7.97	5.33	21	18.39	12.66	8.63	5.82
22	18.18	12.38	8.40	5.61	22	19.44	13.35	9.09	6.12
23	19.23	13.07	8.85	5.92	23	20.56	14.08	9.57	6.45
24	20.36	13.79	9.33	6.24	24	21.77	14.86	10.08	6.79
25	21.58	14.57	9.84	6.58	25	23.07	15.70	10.63	7.15
26	22.89	15.40	10.38	6.94	26	24.47	16.59	11.21	7.53
27	24.30	16.29	10.96	7.32	27	25.99	17.54	11.82	7.94
28	25.83	17.24	11.57	7.73	28	27.62	18.57	12.48	8.37
29	27.49	18.27	12.23	8.16	29	29.40	19.67	13.18	8.83
30	29.29	19.37	12.93	8.62	30	31.33	20.85	13.93	9.32
31	31.26	20.55	13.68	9.11	31	33.43	22.12	14.73	9.84
32	33.41	21.83	14.49	9.64	32	35.73	23.50	15.59	10.39
33	35.77	23.22	15.35	10.19	33	38.26	24.99	16.51	10.98
34	38.37	24.73	16.28	10.79	34	41.04	26.60	17.50	11.61
35	41.24	26.36	17.27	11.43	35	44.11	28.36	18.56	12.28
36	44.44	28.15	18.35	12.11	36	47.53	30.27	19.70	13.00
37	48.00	30.10	19.51	12.85	37	51.34	32.37	20.94	13.77
38	52.01	32.24	20.76	13.64	38	55.63	34.67	22.28	14.59
39	56.53	34.60	22.13	14.48	39	60.46	37.20	23.73	15.48
40	61.68	37.21	23.62	15.40	40	65.97	40.00	25.31	16.44
41	67.58	40.11	25.24	16.38	41	72.28	43.11	27.03	17.46
42	74.41	43.35	27.01	17.45	42	79.58	46.58	28.91	18.58
43	82.41	46.98	28.96	18.60	43	88.13	50.47	30.98	19.78
44	91.89	51.09	31.10	19.85	44	98.27	54.87	33.25	21.09
45	103.29	55.76	33.47	21.22	45	110.46	59.88	35.77	22.51
46	117.26	61.12	36.11	22.71	46	125.39	65.62	38.56	24.06
47	134.76	67.32	39.05	24.33	47	144.10	72.26	41.68	25.75
48	157.30	74.58	42.35	26.12	48	168.19	80.04	45.18	27.61
49	187.41	83.18	46.08	28.10	49	200.36	89.26	49.13	29.66
50	229.60	93.53	50.33	30.28	50	245.46	100.34	53.63	31.93
51		106.21	55.19	32.70	51		113.92	58.79	34.44
52		122.09	60.83	35.41	52		130.93	64.76	37.25
53		142.54	67.43	38.45	53		152.83	71.75	40.40
54		169.85	75.24	41.88	54		182.07	80.02	43.97
55		208.14	84.64	45.79	55		223.07	89.98	48.02
56			96.16	50.27	56			102.18	52.66
57			110.58	55.46	57			117.45	58.04
58			129.15	61.52	58			137.12	64.34
59			153.94	68.71	59			163.39	71.80
60			188.68	77.35	60			200.21	80.77
61				87.94	61				91.76
62				101.18	62				105.52
63				118.24	63				123.24
64				141.00	64				146.91
65				172.90	65				180.08

IMMEDIATE ANNUITIES GUARANTEED FOR 5 YEARS.

Should the annuitant die before the 5 years expired, the annuity would be continued for the remainder of the term as the purchaser might direct. If the annuitant survived the 5 years, the annuity would be continued to the annuitant so long as he or she might live.

Age last Birthday.	Amount required for a life Annuity of $100.		Age last Birthday.	Amount required for a life Annuity of $100.	
	Males.	Females.		Males.	Females.
	$	$		$	$
55	1,207	1,312	68	842	924
56	1,179	1,285	69	816	893
57	1,150	1,258	70	791	863
58	1,122	1,230	71	766	834
59	1,093	1,202	72	742	805
60	1,065	1,172	73	719	777
61	1,036	1,142	74	696	751
62	1,007	1,112	75	675	725
63	979	1,081	76	654	700
64	951	1,049	77	634	677
65	923	1,018	78	616	654
66	896	987	79	598	633
67	869	955	80	582	613

IMMEDIATE ANNUITIES GUARANTEED FOR 10 YEARS.

Should the annuitant die before the 10 years expired, the annuity would be continued for the remainder of the term as the purchaser might direct If the annuitant survived the 10 years, the annuity would be continued to the annuitant so long as he or she might live.

Age last Birthday.	Amount required for a life Annuity of $100.		Age last Birthday.	Amount required for a life Annuity of $100.	
	Males.	Females.		Males.	Females.
	$	$		$	$
55	1,265	1,356	68	979	1,030
56	1,241	1,332	69	962	1,009
57	1,217	1,307	70	946	983
58	1,193	1,282	71	930	969
59	1,169	1,256	72	916	951
60	1,145	1,230	73	903	934
61	1,122	1,204	74	892	918
62	1,100	1,178	75	881	904
63	1,078	1,152	76	871	891
64	1,057	1,127	77	862	880
65	1,036	1,102	78	855	870
66	1,016	1,077	79	848	861
67	997	1,054	80	843	853

IMMEDIATE ANNUITIES GUARANTEED FOR 15 YEARS.

Should the annuitant die before the 15 years expired, the annuity would be continued for the remainder of the term as the purchaser might direct. If the annuitant survived the 15 years, the annuity would be continued to the annuitant so long as he or she might live.

Age Last Birthday.	Amount required for a Life Annuity of $100.	
	Males.	Females.
	$	$
55	1,359	1,428
56	1,340	1,407
57	1,322	1,387
58	1,305	1.366
59	1,288	1,346
60	1,272	1,327
61	1,256	1,308
62	1,242	1,289
63	1,228	1,271
64	1,215	1,254
65	1,203	1,238
66	1,192	1,223
67	1,182	1.209
68	1,173	1,197
69	1,165	1,185
70	1,157	1,175
71	1,151	1,166
72	1,146	1,158
73	1,141	1,151
74	1,137	1,145

IMMEDIATE ANNUITIES GUARANTEED FOR 20 YEARS.

Should the annuitant die before the 20 years expired, the annuity would be continued for the remainder of the term as the purchaser might direct. If the annuitant survived the 20 years, the annuity would be continued to the annuitant so long as he or she might live.

Age last Birthday.	Amount required for a Life Annuity of $100.	
	Males.	Females.
	$	$
55	1,479	1,523
56	1,467	1,508
57	1,456	1,494
58	1,445	1,480
59	1.436	1,467
60	1,427	1,455
61	1,418	1,443
62	1,411	1,433
63	1,404	1,423
64	1,398	1,415
65	1,393	1,407

TABLE showing the cost of a Deferred Annuity of $100 to begin at 60, and to be payable for life, to persons between the ages of 14 and 50, also showing amounts to be returned in the event of death occurring at the end of a certain number of years after purchase has been begun. Should death occur at any intervening age, a corresponding amount would be returned.

MALES.

Age at Entry.	Annual Premium	Amount to be Returned in case of death at end of							
		10 yrs.	15 yrs.	20 yrs.	25 yrs.	30 yrs.	35 yrs.	40 yrs.	45 yrs.
	$ cts.	$ cts.	$ cts.	$ cts.	$ cts.	$ cts.	$ cts.	$ cts.	$ cts.
11	7.36	86.27	139.96	202.20	274.36	358.01	454.99	567.41	697.73
15	7.74	90.72	147.19	212.64	288.53	376.50	478.48	596.70	733.76
16	8.14	95.41	154.79	223.63	303.44	395.95	503.21	627.54	
17	8.57	100.45	162.97	235.45	319.47	416.87	529.79	660.69	
18	9.02	105.72	171.53	247.81	336.24	438.76	557.61	695.38	
19	9.50	111.35	180.65	261.00	354.14	462.11	587.28	732.39	
20	10.01	117.33	190.35	275.01	373.15	486.92	618.81	771.70	
21	10.55	123.66	200.62	289.84	393.28	513.18	652.19		
22	11.12	130.34	211.46	305.50	414.52	540.91	687.43		
23	11.74	137.61	223.25	322.54	437.64	571.07	725.75		
24	12.39	145.22	235.61	340.39	461.87	602.69	765.94		
25	13.09	153.43	248.92	359.63	487.96	636.74	809.21		
26	13.83	162.10	263.00	379.96	515.55	672.73			
27	14.63	171.48	278.21	401.94	545.37	711.65			
28	15.49	181.56	294.56	425.56	577.43	753.48			
29	16.41	192.34	312.06	450.84	611.72	798.23			
30	17.40	203.95	330.88	478.04	648.63	846.39			
31	18.46	216.37	351.01	507.16	688.14				
32	19.61	229.85	372.91	538.75	731.01				
33	20.86	241.50	396.68	573.09	777.61				
34	22.21	260.33	422.35	610.18	827.93				
35	23.68	277.56	450.31	650.57	882.73				
36	25.28	296.31	480.73	694.53					
37	27.03	316.82	514.01	742.60					
38	28.96	339.44	550.71	795.63					
39	31.08	364.29	591.03	853.87					
40	33.42	391.72	635.52	918.16					
41	36.03	422.31	685.16						

FEMALES.

Age at Entry.	Annual Premium	Amount to be Returned in case of death at end of							
		10 yrs.	15 yrs.	20 yrs.	25 yrs.	30 yrs.	35 yrs.	40 yrs.	45 yrs.
	$ cts.	$ cts	$ cts.	$ cts.	$ cts.	$ cts.	$ cts.	$ cts.	$ cts.
14	8.22	96.35	156.31	225.83	306.42	399.85	508.15	633.71	779.26
15	8.64	101.27	164.30	237.37	322.08	420.28	534.11	666.09	819.08
16	9.09	106.55	172.86	249.73	338.85	442.16	561.93	700.78	
17	9.56	112.05	181.80	262.65	356.37	465.03	590.99	737.01	
18	10.06	117.91	191.30	276.38	375.01	489.35	621.90	775.56	
19	10.59	124.13	201.38	290.94	394.77	515.13	654.66	816.42	
20	11.16	130.81	212.22	306.60	416.02	542.86	689.90	860.36	
21	11.76	137.84	223.63	323.09	438.38	572.04	726.99		
22	12.40	145.34	235.80	340.67	462.24	603.17	766.55		
23	13.08	153.31	248.73	359.35	487.59	636.25	808.59		
24	13.81	161.87	262.61	379.11	514.80	671.76	853.72		
25	14.58	170.89	277.26	400.56	543.50	709.22	901.32		
26	15.41	180.62	293.04	423.36	574.44	749.59			
27	16.30	191.05	309.97	447.82	607.62	792.88			
28	17.25	202.19	328.03	473.92	643.04	839.09			
29	18.27	214.15	347.43	501.94	681.06	888.71			
30	19.37	227.01	368.35	532.16	722.06	942.22			
31	20.55	240.87	390.78	564.58	766.05				
32	21.83	255.87	415.13	599.74	813.77				
33	23.22	272.16	441.56	637.93	865.58				
34	24.72	289.75	470.08	679.14	921.50				
35	26.35	308.85	501.08	723.92	982.26				
36	28.13	329.72	534.93	772.83					
37	30.07	352.45	571.82	826.12					
38	32.21	377.51	612.51	884.92					
39	34.56	405.08	657.20	949.48					
40	37.16	435.56	706.64	1020.91					
41	40.05	469.13	761.60						

42	38.93	456.30	740.30	42	43.27	507.17	822.83
43	42.20	494.63	802.49	43	46.89	549.60	891.67
44	45.89	537.88	872.66	44	50.98	597.54	969.45
45	50.08	586.99	952.33	45	55.63	652.05	1057.88
46	54.90	643.49		46	60.97	714.64	
47	60.47	708.78		47	67.14	786.96	
48	66.99	785.20		48	74.37	871.70	
49	74.72	875.80		49	82.93	972.03	
50	84.01	984.69		50	93.23	1092.76	

Each additional $100 or fraction thereof costs at the same rate.

The calculations are made on the assumption that the premiums are paid regularly half-yearly in advance.

At 60 the Annuity of $100 will begin and will be paid in quarterly instalments for life.

TABLE showing cost of Annuity of $100 at 65 to persons between the ages of 40 and 50, also showing amounts to be returned in the event of death occurring at the end of a certain number of years after purchase has been begun. Should death occur at any intervening age, a corresponding amount would be returned.

Males.					Females.				
Age at Entry.	Annual Premium.	Amount to be returned in case of death at end of			Age at Entry.	Annual Premium.	Amount to be returned in case of death at end of		
		10 years.	15 years.	20 years.			10 years.	15 years.	20 years.
	$ cts.	$ cts.	$ cts.	$ cts.		$ cts.	$ cts.	$ cts.	$ cts.
40	19.92	233.48	378.80	547.27	40	22.52	263.96	428.25	618.70
41	21.29	249.54	404.86		41	24.05	281.89	457.34	
42	22.79	267.12	433.38		42	25.72	301.47	489.10	
43	24.43	286.35	464.57		43	27.56	323.03	524.09	
44	26.24	307.56	498.99		44	29.58	346.71	562.50	
45	28.24	331.00	537.02		45	31.82	372.97	605.10	
46	30.46	357.03			46	34.31	402.15		
47	32.94	386.09			47	37.08	434.62		
48	35.73	418.80			48	40.20	471.19		
49	38.87	455.60			49	43.71	512.33		
50	42.45	497.56			50	47.72	559.33		

Each additional $100 or fraction thereof costs at same rate.

The calculations are made on the assumption that the premiums are paid regularly half yearly in advance.

At 65 the Annuity of $100 will begin and will be paid in quarterly instalments for life.

Information as to the cost to males or females of any age from 5 to 85 of annuities on any authorized plan will be furnished on receipt of particulars as to age (or ages) last birthday, the age at which annuity is desired to begin, and the amount of annuity required.

GUARANTEED 10 YEARS—AND PAYABLE THEREAFTER IN QUARTERLY PAYMENTS AS LONG AS ANNUITANT LIVES.

Males, Plan A.

Table showing the cost of a Deferred Annuity of $100 to begin at age 60 ; and to be payable for 10 years whether annuitant lives or dies, a return of $1,000 being guaranteed.† (If annuitant should die before receiving annuity for 10 years, the purchaser may direct to whom the payments for the unexpired portion of the 10 years shall go ; if the annuitant survives the 10 years, the annuity will be continued to him in quarterly payments so long as he lives without extra cost.)

Also showing amounts to be returned in the event of death occuring at the end of a certain number of years after purchase has been begun. Should death occur at any intervening age, a corresponding amount would be paid. (If the amount of annuity being purchased were $200, the return benefits in case of death would be twice the amounts mentioned below.‡)

Age at entry. Males.	Annual premium to provide $100 at 60.*	Amount to be returned in case of death at the end of any of the following number of years after purchase has been begun.							
		10 years.	15 years.	20 years.	25 years.	30 years.	35 years.	40 years.	45 years.
	$ cts.	$ cts.	$ cts.	$ cts.	$ cts.	$ cts.	$ cts.	$ cts.	$ cts.
14	8.20	96.11	155.93	225.28	305 67	398.87	506.91	632 16	777.36
15	8.62	101.04	163.92	236.82	321 33	419.30	532.88	664.54	817 18
16	9.07	106.31	172.48	249.18	338.11	441.19	560.70	699.24	
17	9.54	111.82	181.42	262.10	355.63	464.05	589.75	735.47	
18	10.04	117.68	190.92	275.83	374.27	488.38	620.66	774.02	
19	10.58	124.01	201.19	290.67	394.39	514.64	654.04	815.65	
20	11.14	130.57	211.84	306.05	415.27	541.88	688.66	858.82	
21	11 74	137.61	223.25	322.54	437.64	571 07	725.75		
22	12.38	145.11	235.42	340.12	461.49	602.20	765.32		
23	13.07	153 20	248.54	359.08	487.22	635.76	807.97		
24	13.79	161.63	262.23	378.86	514.06	670.79	852.48		
25	14.57	170.78	277.07	400.29	543.13	708.73	900.70		
26	15.40	180.51	292.85	423.09	574.07	749.10			
27	16.29	190.94	309.78	447.54	607.25	792.39			
28	17.24	202.07	327.84	473.64	642.66	838.61			
29	18.27	214 15	347.43	501.94	681 06	888.71			
30	19 37	227.04	368.35	532.16	722.06	942.22			
31	20.55	240.87	390.78	564.58	766.05				
32	21.83	255.87	415.13	599.74	813.77				
33	23.22	272.16	441.56	637.93	865.58				
34	24.73	289.86	470.27	679.42	921.87				
35	26.36	308.97	501.27	724.20	982.63				
36	28.15	329.95	535.31	773.37					
37	30.10	352.81	572.39	826.95					
38	32.24	377.89	613.08	885.74					
39	34.60	405 55	657.96	950.58					
40	37.21	436.14	707.60	1022.28					
41	40.11	470 13	762.74						
42	43 35	508.11	824.36						
43	46.98	550 66	893.38						
44	51.09	598.83	971.54						
45	55.76	653.57	1060.35						
46	61.12	716.40							
47	67.32	789.07							
48	74.58	874.16							
49	83.18	974.96							
50	93.53	1096.28							

Males, Plan A—Con.

TABLE showing the cost of annuity of $100 to begin at age 65.

Age at entry. Males.	Annual premium to provide $100 at 65.*	Amount to be returned in case of death at the end of any of the following number of years after purchase has been begun.		
		10 years.	15 years.	20 years.
	$ cts.	$ cts.	$ cts.	$ cts.
40.	23.62	276.85	449.16	648.92
41.	25.24	295.84	479.97	
42.	27.01	316.59	513.63	
43.	28.96	339.44	550.71	
44	31.10	364.53	591.41	
45.	33.47	392.31	636.47	
46.	36.11	423.25		
47.	39.05	457.71		
48.	42.35	496.39		
49.	46.08	540.11		
50.	50.33	589.92		

* Each additional $100 or fraction thereof up to $600 costs at same rate.

† If an annuity of $600 has been purchased, a return of $6,000 would be guaranteed.

‡ If a man aged 30 began the purchase of an annuity of $300 and died after making payments for 25 years, his heirs would receive three times $722.06, or a total of $2,166.18.

The calculations are made on the assumption that the premiums are paid regularly and half-yearly in advance.

Information of the cost to males or females of any age over 5 of annuities on any authorized plan will be furnished on receipt of particulars as to age (or ages) last birthday, the age at which annuity is desired to begin, and the amount of annuity required.

GUARANTEED 10 YEARS—AND PAYALE THEREAFTER IN QUARTERLY PAYMENTS AS LONG AS ANNUITANT LIVES.

Females, Plan A.

Table showing the cost of a Deferred Annuity of $100 to begin at age 60, and to be payable for 10 years whether annuitant lives or dies, a return of $1,000 being guaranteed.† (If annuitant should die before receiving annuity for 10 years, the purchaser may direct to whom the payments for the unexpired portion of the 10 years shall go; if the annuitant survives the 10 years, the annuity will be continued to her in quarterly payments so long as she lives without extra cost.)

Also showing amounts to be returned in the event of death occurring at the end of a certain number of years after purchase has been begun. Should death occur at any intervening age, a corresponding amount would be paid. (If the amount of annuity being purchased were $200, the return benefits in case of death would be twice the amount mentioned below.‡)

Age at entry. Females.	Annual Premium to provide $100 at 60.*	Amount to be returned in case of death at the end of any of the following number of years after purchase has been begun.							
		10 years.	15 years.	20 years.	25 years.	30 years.	35 years.	40 years.	45 years.
	$ cts.	$ cts.	$ cts.	$ cts.	$ cts.	$ cts.	$ cts.	$ cts.	$ cts.
14	8 84	103 61	168 10	242 86	329 53	430 00	546 48	681 50	888 04
15	9 30	109 01	176 85	255 50	346 68	452 38	574 92	716 97	881 64
16	9 78	114 63	185 98	268 69	364 57	475 73	604 59	753 97	
17	10 29	120 61	195 68	282 70	383 58	500 54	636 12	793 29	
18	10 83	126 94	205 95	297 54	403 71	526 80	669 50	834 92	
19	11 40	133 62	216 79	313 20	424 96	554 53	704 73	878 86	
20	12 01	140 77	228 39	329 95	447 70	584 20	742 44	925 89	
21	12 66	148 39	240 75	347 81	471 93	615 82	782 63		
22	13 35	156 48	253 87	366 77	497 65	649 38	825 28		
23	14 08	165 03	267 75	386 82	524 87	684 89	870 41		
24	14 86	174 18	282 58	408 25	553 94	722 84	918 63		
25	15 70	184 02	298 56	431 33	585 26	763 70	970 56		
26	16 59	194 45	315 48	455 78	618 43	806 99			
27	17 54	205 59	333 55	481 88	653 85	853 20			
28	18 57	217 66	353 13	510 18	692 24	903 30			
29	19 67	230 55	374 05	540 40	733 25	956 81			
30	20 85	244 39	396 49	572 82	777 23	1,014 21			
31	22 12	259 27	420 64	607 71	824 58				
32	23 50	275 45	446 88	645 62	876 02				
33	24 99	292 91	475 22	686 56	931 56				
34	26 60	311 78	505 83	730 79	991 58				
35	28 36	332 41	539 30	779 14	1,057 19				
36	30 27	354 80	575 62	831 62					
37	32 37	379 41	615 56	889 31					
38	34 67	406 37	659 29	952 50					
39	37 20	436 03	707 41	1,022 01					
40	40 00	468 85	760 65	1,098 93					
41	43 11	505 30	819 79						
42	46 58	545 97	885 78						
43	50 47	591 57	959 75						
44	54 87	643 14	1,043 42						
45	59 88	701 86	1,138 69						
46	65 62	769 14							
47	72 26	846 97							
48	80 04	938 16							
49	89 26	1,046 23							
50	100 34	1,176 10							

Females, Plan A—Con.

TABLE showing the cost of annuity of $100 to begin at age 65.

Age at entry, Females.	Annual Premium to provide $100 at 65.*	Amount to be returned in case of death at the end of any of the following number of years after purchase has been begun.		
		10 years.	15 years.	20 years.
	$ cts.	$ cts.	$ cts.	$ cts.
40	25 31	296 66	481 30	695 35
41	27 03	316 82	514 01	
42	28 91	338 86	549 76	
43	30 98	363 12	589 12	
44	33 25	389 73	632 29	
45	35 77	419 26	680 21	
46	38 56	451 97		
47	41 68	488 54		
48	45 18	529 56		
49	49 13	575 86		
50	53 63	628 60		

* Each additional $100 or fraction thereof up to $600 costs at same rate.

† If an annuity of $600 has been purchased, a return of $6,000 would be guaranteed.

‡ If a woman aged 30 began the purchase of an annuity of $300 and died after making payments for 25 years, her heirs would receive three times $777.23, or a total of $2331.69.

The calculations are made on the assumption that the premiums are paid regularly and half-yearly in advance.

Information of the cost to males or females of any age over 5 of annuities on any authorized plan will be furnished on receipt of particulars as to age (or ages) last birthday, the age at which annuity is desired to begin, and the amount of annuity required.

All correspondence should be addressed to the Superintendent of Annuities, Ottawa.

BOUNTIES.

STATEMENT showing Total Bounties paid by Commodities during the Fiscal Year ended March 31, 1911.

	$ cts.	$ cts.
Pig iron	261,433 98	
Steel	350,455 95	
Wire rods	526,858 50	
		1,138,748 43
Lead		248,534 48
Manila fibre, used in binder twine and cordage		49,784 29
Crude petroleum		160,596 28
		1,597,663 48

STATEMENT showing Bounties paid to the various Iron and Steel Companies on Iron, Steel, &c, during the Fiscal Year ended March 31, 1911.

Company.	Pig Iron.	Steel.	Wire Rods.	Totals.
	$ cts.	$ cts.	$ cts.	$ cts.
Algoma Steel Co., Ltd., Sault-Ste-Marie, Ont.	58 475 56	106,648 89	.....	165,124 45
Dominion Iron and Steel Co., Ltd., Sydney, N.S.	84,112 75	155,369 13	526,858 50	766,340 38
Nova Scotia Steel and Coal Co., Ltd., Sydney-Mines, N.S.	19,994 80	31,533 89	.....	51,528 69
Hamilton Steel and Iron Co., Ltd., Hamilton, Ont.	59,977 07	41,451 99	.....	101,429 06
Canada Iron Corporation, Midland, Ont.	17,417 06	.....	.....	
" " Drummondville, Que.	1,584 36	.....	.....	19,001 42
Lake Superior Iron & Steel Co., Sault-Ste-Marie, Ont.	.....	15,452 05	.....	15,452 05
Atikokan Iron Co., Port Arthur, Ont.	15,486 97	.....	.....	15,486 97
Standard Chemical Co., Deseronto, Ont.	4,385 41	.....	.....	4,385 41
	261,433 98	350,455 95	526,858 50	1,138,748 43

Pig Iron manufactured	587,469 tons.
Steel "	584,093 "
Wire rods "	87,810 "

STATEMENT showing the Bounties paid on Pig Iron, Puddled Iron Bars, Steel, Year, 1896

Years ended.	Pig Iron.		Puddled Iron Bars.		Steel.	
	Quantity.	Bounty.	Quantity.	Bounty.	Quantity.	Bounty.
	Tons.	$	Tons.	$	Tons.	$
June 30—1896	52,052	104,105		5,611	29,749	59,499
" 1897	33,254	66,509	1,509	3,019	8,683	17,366
" 1898	72,523	165,654	2,568	7,706	24,673	67,454
" 1899	76,196	187,954	5,837	17,511	23,342	74,644
1900	101,838	238,296	3,374	10,121	21,453	64,360
" 1901	150,339	351,259	5,567	16,703	33,352	100,058
" 1902	341,654	693,108	6,984	20,550	36,375	77,431
" 1903	321,191	666,001	2,482	6,702	260,668	729,102
" 1904	273,434	533,982	4,321	11,669	128,884	347,990
" 1905	386,719	624,667	3,509	7,895	300,421	676,318
" 1906	581,858	687,632	3,560	5,875	569,237	941,000
March 31—1907 (9 months)	416,265	385,231	297	312	454,932	575,259
" 1908	686,780	863,817	...		661,940	1,092,201
" 1909	609,431	693,423	...	.....	570,588	838,100
" 1910	740,244	573,969	....	...	740,390	695,752
" 1911	587,469	261,434		...	584,093	350,45
Totals	5,431,547	7,097,041	42,812	113,674	4,448,780	6,706,990

Manufactures of Steel, Lead, Manila Fibre and Crude Petroleum during each Fisca[1] to 1911.

Manufactures of Steel.		Lead.		Manila Fibre.		Crude Petroleum.		Total, Bounties.
Quantity.	Bounty.	Quantity.	Bounty.	Quantity.	Bounty.	Quantity.	Bounty.	
Tons.	$	Lbs.	$	Lbs.	$	Galls.	$	$
.....	.....	.....	.....	.....	.....	.....	.....	169,215
.....	.....	.....	.....	.....	.....	.....	.....	86,894
.....	.....	.....	.....	.....	.....	.....	.....	240,814
.....	.....	449,636,000	76,665	.....	.....	.....	.....	356,774
.....	.....	177,990,000	43,335	Silver Ore.	.....	.....	.....	356,112
.....	.....	245,792,000	30,000	.....	.....	.....	.....	498,020
.....	.....	.....	.....	.....	.....	.....	.....	791,089
.....	.....	2,576,000	4,380	.....	.....	.....	.....	1,406,185
4,211	15,321	26,748,104	195,627	7,473,754	25,452	.....	.....	1,130,041
40,213	231,324	56,489,523	330,645	4,046,699	13,789	23,336,478	350,047	2,234,685
72,875	369,832	28,708,428	90,196	4,423,300	15,079	19,410,480	291,157	2,400,771
63,238	338,999	21,479	1,995	3,998,015	13,595	17,770,205	266,553	1,581,944
57,856	347,135	15,425,553	51,001	12,315,276	41,983	26,081,139	391,217	2,787,354
55,515	333,091	42,533,287	307,434	10,137,946	34,561	17,379,871	260,698	2,467,307
89,802	538,812	45,467,545	340,542	18,041,994	61,507	13,572,587	203,589	2,414,171
87,810	526,858	33,351,909	248,535	14,693,410	49,784	10,706,418	160,596	1,597,663
471,520	2,701,872	1,124,739,828	1,720,355	75,130,394	255,750	128,257,178	1,923,857	20,519,0[illegible]

STATEMENT showing Bounties paid to various Cordage Companies on Manila Fibre used in the Manufacture of Binder Twine and Cordage during the Fiscal Year ended March 31, 1911.

Company.	Pounds of Binder Twine and Cordage made.	Manila Fibre used.	Amount paid.
	Lbs.	Lbs.	$ cts.
The Canadian Cordage & Mfg. Co., Ltd., Peterboro', Ont ...	817,402	650,202	2,216 58
The Brantford Cordage Co., Ltd., Brantford, Ont.....	2,723,472	1,254,633	4,277 15
The Colonial Cordage Co., Ltd., Toronto, Ont...	195,905	147,686	503 47
The Consumers Cordage Co., Ltd., Montreal, Que., and Dartmouth, N.S.....	6,064,220	4,250,562	14,490 52
The Farmers Binder Twine Co., Ltd., Brantford, Ont...	2,050,176	718,199	2,448 41
The Plymouth Cordage Co., Ltd., Welland, Ont.....	16,623,550	7,672,128	25,848 16
	28,474,725	14,693,410	49,784 29

Binder twine made, 20,793,026 lbs. Cordage made, 7,681,699 lbs.

STATEMENT showing the rates of Bounties payable under Statute upon various articles for the Years ending December, 1911 and 1912.

—	1911.	1912.
* By Electric process—		
(a) Pig iron (from Canadian Ore).....	$ 1 70 per ton	$ 0 90 per ton
(a) Steel (from Canadian Ore).....	1 05 "	0 60 "
‡Lead—		
(b) Smelted in Canada.....	15 00 "	15 00 "
(d) Crude petroleum	0 01½ per gall	0 01½ per gall
(c) Manila fibre—Equal to export duty on Manila fibre in Philippine Islands, or 75 cents per 100 kilos. (1 kilo=2·204 lbs.)		

(a) *Vide* Act 6-7. Edward VII, chap. 24.
(b) *Vide* Act 7-8. Edward VII. chap. 43.
(c) *Vide* Act 3. Edward VII, chap. 5, and Act 6-7, Edward VII, chap. 5.
(d) *Vide* Act 9-10. Edward VII, chap. 46.

* Extended to December 31, 1912. ‡ Extended to June 30, 1913

CHINESE IMMIGRATION.

STATEMENT showing the TRANSACTIONS under the CHINESE IMMIGRATION ACTS to March 31, 1911.

The original Act went into force as respects arrivals by vessels sailing from ports in North America on August 20, 1885, and as respects arrivals by other vessels on January 1, 1886 *vide* 48–49 Victoria, chapter 71.

The Act as it appears in the Revised Statutes, chapter 67 (1886) is slightly changed from the original. There have been since then two amendments thereto, viz, : as per 50–51 Victoria, chapter 35 (1887) and 55–56 Victoria, chapter 25 (1892).

These general Acts were repealed by the Act 63–64 Victoria, chapter 32, which came into force Jan. 1, 1901. There has been since then one amendment thereto, viz. : as per 2 Edward VII, chapter 5 (1902).

The Act 63–64 Victoria, chapter 32 (1900) and Act 2 Edward VII., chapter 5 (1902) are repealed by the Act 3 Edward VII., chapter 8 (1903), which came into force January 1, 1904.

All previous Acts in force were consolidated in the Revised Statutes of 1906 under chapter 95, and in July, 1908, amendments thereto were enacted, viz. : 7–8 Edward VII., chapter 14.

The administration of the Act was by Order in Council of September 1, 1885, assigned to the Department of Customs and transferred to the Department of Trade and Commerce by Order in Council of March 13, 1893.

The annual revenue, expenditure, &c., has been as follows :—

Fiscal Years.	Exempts.	Paying Tax.	Registration for Leave.	Total Revenue.	Refunds.	Expenses of Collection.	Share of Capitation Tax paid to Provinces.
	No.	No.	No.	$ cts.	$ cts.	$ cts.	$ cts.
1886	1	211	829	11,693 00	450 00	1,629 26	2,525 00
1887	.....	124	734	7,424 50	.....	2,123 81	1,450 00
1888	.....	290	868	15,694 50	.....	2,041 22	3,587 50
1889	112	782	1,322	40,808 00	250 00	2,104 25	9,600 00
1890	97	1,069	1,671	56,258 00	300 00	1,634 99	13,250 00
1891	12	2,114	1,617	107,785 50	300 00	1,760 79	26,275 00
1892	6	3,276	2,168	166,502 00	550 00	1,980 36	40,662 50
1893	14	2,244	1,277	113,491 00	2,100 00	2,534 83	27,387 50
1894	22	2,087	666	105,021 50	500 00	3,469 80	25,437 50
1895	22	1,440	473	72,475 00	550 00	3,287 50	17,200 00
1896	24	1,762	697	88,800 50	950 00	2,873 78	21,312 50
1897	24	2,447	768	123,119 50	1,250 00	2,959 19	29,900 00
1898	17	2,175	802	109,754 00	1,250 00	2,954 57	26,400 00
1899	17	4,385	859	220,309 50	950 00	3,072 89	53,262 50
1900	26	4,231	1,102	215,102 00	4,950 00	3,195 00	55,462 50
1901*a*	26	2,518	1,204	178,704 00	3,850 00	3,495 00	43,500 00
1902	62	3,525	1,922	364,972 00	1,700 00	3,555 81	87,687 50
1903	84	5,245	2,044	526,744 00	1,600 00	4,099 99	261,450 00
1904*b*	128	4,719	1,920	474,420 00	2,400 00	4,193 26	231,600 00
1905	69	8	2,080	6,080 00	10,000 00	2,926 78	25,550 00
1906	146	22	2,421	13,521 00	2,300 00	3,154 43	
1907 (9 mos.)	200	91	2,594	48,094 00	5,000 00	2,414 53	
1908	752	1,482	3,535	746,535 00	10,000 00	3,820 56	365,750 00
1909	695	1,411	3,731	713,131 00	67,500 00	4,877 50	318,750 00
1910	688	1,614	4,002	813,003 00	42,100 00	10,071 69	382,450 00
1911	805	4,515	3,956	2,262,056 00	12,000 00	20,641 97	1,122,750 00
Totals	4,049	53,787	45,262	7,601,498 50	172,800 00	100,873 76	3,192,600 00

(*a*) On January 1st 1901, the Capitation Tax was increased from $50 to $100. (*b*) On January 1, 1904 the Capitation Tax was increased from $100 to $500.

NOTE.—By an Order in Council of the 31st day of May 1911, the administration of the Chinese Immigration Act was transferred to the Department of the Interior to take effect from the 2nd day of October 1911.

STATEMENT showing Refunds made to the various Provinces on account of Capitation Tax Collected.

Fiscal Years.	——		$ cts.
1886	British Columbia		2,525 00
1887	" "		1,450 00
1888	" "		3,587 50
1889	" "		9,600 00
1890	" "		13,250 00
1891	" "		26,275 00
1892	" "		40,662 50
1893	" "		27,387 50
1894	" "		25,437 50
1895	" "		17,200 00
1896	" "		21,312 50
1897	" "		29,900 00
1898	" "		26,400 00
1899	" "		53,262 50
1900	" "	$ 47,362 50	
	Quebec	2,350 00	
	Ontario	4,137 50	
	New Brunswick	62 50	
	Nova Scotia (Includes payments accrued prior to 1900.)	287 50	
	Manitoba	475 00	
	N. W. Territories	787 50	
			55,462 50
1901	British Columbia	40,512 50	
	Quebec	1,300 00	
	Ontario	1,550 00	
	Nova Scotia	100 00	
	N. W. Territories	37 50	
			43,500 00
1902	British Columbia	86,287 50	
	Quebec	862 50	
	Ontario	525 00	
	N. W. Territories	12 50	
			87,687 50
1903 (a)	British Columbia	258,050 00	
	Ontario	350 00	
	Quebec	2,800 00	
	Nova Scotia	150 00	
	N. W. Territories	100 00	
			261,450 00
1904	British Columbia	225,000 00	
	Ontario	6,000 00	
			231,000 00
1905 } 1906 }	(b)		
1907 (9 mos.)	British Columbia	18,800 00	
	Ontario	450 00	
	Quebec	5,600 00	
	Nova Scotia	250 00	
	New Brunswick	250 00	
	Yukon	200 00	
			25,550 00
1908	British Columbia	345,000 00	
	Quebec	18,500 00	
	Ontario	250 00	
	Nova Scotia	750 00	
	New Brunswick	1,000 00	
	Saskatchewan	250 00	
			365,750 00
1909	British Columbia	304,500 00	
	Quebec	13,500 00	
	Ontario	250 00	
	Nova Scotia	250 00	
	New Brunswick	250 00	
			318,750 00

STATEMENT showing Refunds made to the various Provinces on account of Capitation Tax Collected—*Concluded.*

Fiscal Years.		$ cts.	$ cts.
1910	British Columbia	$ 356,200 00	
	Quebec	22,500 00	
	Ontario	1,500 00	
	Nova Scotia	250 00	
	New Brunswick	1,750 00	
	Alberta	250 00	
			382,450 00
1911	British Columbia	1,066,000 00	
	Quebec	49,250 00	
	Ontario	5,000 00	
	Nova Scotia	1,000 00	
	New Brunswick	1,500 00	
			1,122,750 00

(a) Prior to 1903 one-fourth of all entry dues paid by Chinese immigrants (less cost of collection) at the end of each fiscal year was paid to the Province wherein it was collected. Commencing in 1903, under 2 Edward VII, Chap. 5, one-half the amount is refunded to the respective provinces.

(b) On account of small collections no payments were made to the Provinces for 1905 and 1906, but were included in the refunds for 1907.

STATEMENT showing Chinese Arrivals and Revenue Accrued by Principal Ports.

Fiscal Years.	Exempts.	Capitation Tax at $50 each.	Registration for Leave at $1 each.	Other Revenue.	Total Revenue.
1886.	No.	No.	No.	$ cts.	$ cts.
Victoria	1	210	824	142 00	11,466 00
Montreal	.....	.....	.....	55 50	55 50
Other ports	.....	1	5	116 50	171 50
Totals	1	211	829	314 00	11,693 00
1887.					
Victoria	.....	116	728	484 50	7,012 50
Other ports	.....	8	6	6 00	412 00
Totals	.....	124	734	490 50	7,424 50
1888.					
Victoria	.....	56	782	289 50	3,871 00
Vancouver	.....	219	59	29 50	11,038 50
Montreal	.....	1	1	.....	51 00
Other ports	.....	14	26	8 00	734 00
Totals	.....	290	868	326 50	15,694 50
1889.					
Victoria	112	34	991	254 50	2,945 50
Vancouver	.....	739	300	117 50	37,367 50
Montreal	.....	6	1	0 50	301 50
Other ports	.....	3	30	13 50	193 50
Totals	112	782	1,322	386 00	40,808 00
1890.					
Victoria	97	51	1,177	983 00	4,710 00
Vancouver	.....	1,010	451	134 00	51,085 00
Montreal	.....	2	1	.....	101 00
Other ports	.....	6	42	20 00	362 00
Totals	97	1,069	1,671	1,137 00	56,258 00
1891.					
Victoria	12	754	526	153 00	38,379 00
Vancouver	.....	1,350	1,016	284 00	68,800 00
Montreal	.....	1	6	.....	56 00
Other ports	.....	9	69	31 50	550 50
Totals	12	2,114	1,617	468 50	107,785 50
1892.					
Victoria	6	2,138	641	209 50	107,750 50
Vancouver	.....	1,123	1,213	209 50	57,572 50
Montreal	.....	2	29	.....	129 00
Other ports	.....	13	285	115 00	1,050 00
Totals	6	3,276	2,168	534 00	166,502 00

STATEMENT showing Chinese Arrivals and Revenue Accrued by Principal Ports. —*Continued.*

Fiscal Years.	Exempts.	Capitation Tax at $50 each.	Registration for Leave at $1 each.	Other Revenue.	Total Revenue.
1893.	No.	No.	No.	$ cts.	$ cts.
Victoria	14	1,556	516	2 50	78,318 50
Vancouver		636	741	6 00	32,547 00
Montreal		12	7		607 00
Halifax		9			450 00
Other ports		31	13	5 50	1,568 50
Totals	14	2,244	1,277	14 00	113,491 00
1894.					
Victoria	22	1,130	296		56,796 00
Vancouver		912	370		45,970 00
Montreal		21			1,050 00
Halifax		7			350 00
Other ports		17		5 50	855 50
Totals	22	2,087	666	5 50	105,021 50
1895.					
Victoria	22	687	235		34,585 00
Vancouver		695	238	0 50	34,988 50
Montreal		30			1,500 00
Halifax		9			450 00
Other ports		19		1 50	951 50
Totals	22	1,440	473	2 00	72,475 00
1896					
Victoria	23	780	347		39,347 00
Vancouver		941	350		47,400 00
Montreal		19			950 00
Other ports	1	22		3 50	1,103 50
Totals	24	1,762	697	3 50	88,800 50
1897.					
Victoria	19	1,169	513		58,963 00
Vancouver	5	1,247	254		62,604 00
Montreal		8			400 00
Halifax		1			50 00
Other ports		22	1	1 50	1,102 50
Totals	24	2,447	768	1 50	123,119 50
1898.					
Victoria	16	1,060	410	50 00	53,460 00
Vancouver	1	1,074	390	150 00	54,240 00
Sarnia		1			50 00
Montreal		17			850 00
Halifax			2		2 00
Other ports		23		2 00	1,152 00
Totals,	17	2,175	802	202 00	109,754 00

STATEMENT showing Chinese Arrivals and Revenue Accrued by Principal Ports. —*Continued.*

Fiscal Years	Exempts.	Capitation Tax at $50 each.	Registration for Leave at $1 each.	Other Revenue.	Total Revenue.
1899.	No.	No.	No.	$ cts.	$ cts.
Victoria	16	2,898	400	.....	145,300 00
Vancouver	1	1,379	459	200 50	69,609 50
Sarnia	.....	48	.....	.....	2,400 00
Montreal	.....	21	.....	.....	1,050 00
Halifax	.....	1	.....	.....	50 00
Other ports	.....	38	.....	.....	1,900 00
Totals	17	4,385	859	200 50	220,309 50
1900.					
Victoria	20	2,677	570	.....	134,420 00
Vancouver	6	1,203	532	.....	60,682 00
Sarnia	.....	271	.....	.....	13,550 00
Montreal	.....	47	.....	2,450 00	4,800 00
Halifax	.....	7	.....	.....	350 00
Other ports	.....	26	.....	.....	1,300 00
Totals	26	4,231	1,102	2,450 00	215,102 00
1901.		Increased to $100 from Jan. 1, 1901.			
Victoria	21	1,125	695	.....	75,495 00
Vancouver	4	1,196	508	.....	90,908 00
Sarnia	.....	104	.....	.....	6,050 00
Montreal	.....	59	.....	.....	4,050 00
Halifax	.....	5	.....	.....	400 00
Other ports	1	29	1	50 00	1,801 00
Totals	26	2,518	1,204	50 00	178,704 00
1902.					
Victoria	41	1,926	1,017	.....	193,617 00
Vancouver	21	1,535	905	.....	154,405 00
Sarnia	.....	15	.....	.....	1,500 00
Montreal	.....	30	.....	10,600 00	13,600 00
Other ports	.....	19	.....	.....	1,850 00
Totals	62	3,525	1,922	10,600 00	364,972 00
1903.					
Victoria	44	3,290	894	.....	329,894 00
Vancouver	40	1,883	1,142	.....	189,442 00
Montreal	.....	54	.....	.....	5,400 00
Halifax	.....	3	8	.....	308 00
Other ports	.....	15	.....	200 00	1,700 00
Totals	84	5,245	2,044	200 00	526,744 00
1904.		Increased to $500 from Jan. 1, 1904.			
Victoria	56	3,561	725	.....	356,825 00
Vancouver	71	996	1,188	.....	101,188 00
Sarnia	.....	125	.....	.....	12,500 00
Montreal	.....	27	.....	.....	2,700 00
Halifax	1	.....	5	.....	5 00
Other ports	.....	10	2	200 00	1,202 00
Totals	128	4,719	1,920	200 00	474,420 00

STATEMENT showing Chinese Arrivals and Revenue Accrued by Principal Ports. —*Continued.*

Fiscal Years.	Exempts.	Capitation Tax at $500 each.	Registration for Leave at $1 each.	Other Revenue.	Total Revenue.
1905.	No.	No.	No.	$ cts.	$ cts.
Victoria	37	...	692	...	692 00
Vancouver	32	8	1,381	...	5,381 00
Halifax	...	...	6	...	6 00
Other ports	...	...	1	...	1 00
Totals	69	8	2,080	...	6,080 00
1906.					
Victoria	66	6	828	...	3,828 00
Vancouver	80	11	1,560	100 00	7,160 00
Montreal	...	4	16	...	2,016 00
Halifax	...	1	4	...	504 00
North Sydney	...	...	13	...	13 00
Totals	146	22	2,421	100 00	13,521 00
1907 (9 mos).					
Victoria	85	13	909	...	7,409 00
Vancouver	101	62	1,665	...	32,665 00
Montreal	...	13	13	...	6,513 00
North Sydney	...	1	7	...	507 00
Other ports	14	2	...	...	1,000 00
Totals	200	91	2,594	...	48,094 00
1908.					
Victoria	238	551	1,502	300 00	277,302 00
Vancouver	315	842	2,015	...	423,015 00
Montreal	37	70	11	...	35,011 00
Halifax	123	1	5	...	505 00
North Sydney	...	2	2	1,700 00	2,702 00
Other ports	39	16	...	...	8,000 00
Totals	752	1,482	3,535	2,000 00	746,535 00
1909.					
Victoria	220	541	2,343	100 00	272,943 00
Vancouver	299	798	1,365	...	400,365 00
Montreal	127	65	16	3,800 00	36,316 00
Halifax	23	...	2	...	2 00
North Sydney	...	2	3	...	1,003 00
Other ports	26	5	2	...	2,502 00
Totals	695	1,411	3,731	3,900 00	713,131 00
1910.					
Victoria	191	963	2,412	1	483,913 00
Vancouver	354	539	1,542	...	271,042 00
Nanaimo	62	...	...	...	...
Montreal	45	92	10	...	46,010 00
Ottawa	1	4	...	...	2,000 00
Halifax	...	4	5	...	2,005 00
St. John, N.B	1	7	1	...	3,501 00
Other ports	34	5	32	2,000	4,532 00
Totals	688	1,614	4,002	2,001	813,003 00

STATEMENT showing Chinese Arrivals and Revenue Accrued by Principal Ports. —*Concluded.*

Fiscal Years.	Exempts.	Capitation Tax at $500 each.	Registration for Leave at $1 each.	Other Revenue.	Total Revenue.
1911.	No.	No.	No.	$ cts.	$ cts.
Victoria	179	2,833	2,011	600 00	1,419,111 00
Vancouver	562	1,442	1,920		722,920 00
Nanaimo	31	9			4,500 00
Montreal	29	190	10		95,010 00
Quebec		8	5		4,005 00
Ottawa		6			3,000 00
Toronto	1	12			6,000 00
Halifax	1	4	4		2,004 00
St. John, N.B.	2	6	2		3,002 00
Other ports		5	4		2,504 00
Totals	805	4,515	3,956	600 00	2,262,056 00

STATEMENT showing Quantity of Lumber measured, culled and counted at the Port of Quebec for the Fiscal Year ended March 31, 1911, with totals for the nine preceding Years.

Pieces.	Description.	Measured, Culled and Counted.	Tons Standard.	Rate.	Cullers' Fees.	Total accrued.
				cts.	$ cts.	$ cts.
12,031	Waney. W. pine	Stringed	13,536			
2	" red pine	"	3			
4	" elm	"	2			
42	" ash	"	35			
2,256	" birch	"	1,110			
.....	" oak	"	.....			
.....	" maple	"	.....			
10	" whitewood	"	8			
59	" walnut	"	29			
.....	" hickory	"	.....			
.....	" tamarack	"	.....			
.....	" spruce	"	.....			
14,404			14,723	10	1,472 30	1,472 30
353	Square W. pine	Measured	268	7	18 76	
.....	" spruce	"	.....			
571	" red pine	"	545			
4,497	" oak	"	6,436			
5,177	" elm	"	6,271			
.....	" ash	"	.....			
.....	" greenwood	"	.....			
12	" hickory	"	10			
10,257			13,262	9	1,193 58	
10,610			13,530		1,212 34	1,212 34
25,014			28,253			2,684 64

RECAPITULATION.

52,135	Waney lumber	Stringed '01-02	63,052	.....	6,102 31	
41,158	"	" '02-03	42,616	.....	4,261 60	
58,027	"	" '03-04	63,463	.....	6,346 30	
52,810	"	" '04-05	61,520	.....	6,152 00	
21,785	"	" '05-06	23,348	.....	2,334 80	
7,902	"	" '06-07	8,033	.....	803 30	
27,350	"	" '07-08	31,864	.....	3,186 40	
26,306	"	" '08-09	28,921	.....	2,977 72	
16,518	"	" '09-10	20,019	.....	2,001 90	
14,404	"	" '10-11	14,723	.....	1,472 30	
55,314	Square lumber	Measu'd '01-02	62,452	.....	5,024 38	
28,860	"	" '02-03	34,934	.....	3,011 46	
31,953	"	" '03-04	36,749	.....	3,102 95	
22,570	"	" '04-05	24,250	.....	2,066 62	
19,224	"	" '05-06	22,821	.....	2,000 63	
13,678	"	" '06-07	17,219	.....	1,526 61	
16,400	"	" '07-08	19,310	.....	1,663 80	
16,897	"	" '08-09	20,799	.....	1,806 16	
14,292	"	" '09-10	18,498	.....	1,636 06	
10,610	"	" '10-11	13,530	.....	1,212 34	

INSPECTION OF CERTAIN STAPLE ARTICLES OF CANADIAN COMMERCE INSPECTED UNDER PROVISIONS OF CHAP. 85 REVISED STATUTES OF CANADA AND AMENDMENTS THERETO.

STATEMENT showing Quantity of Flour and Meal Inspected and Fees Collected on same for the Fiscal Year ended March 31, 1911, with totals for the six preceding Years.

	Patent Winter.	Straight Roller.	On Sample.		Sour.	Rejected.	Rye Flour Superfine.	Fees.
	Bags.	Bags.	Brls.	Bags.	Bags.	Bags.	Bags.	$ cts.
Montreal, 1904-05	341	140	439	6,629	344	331	Meal..100	166 48
" 1905-06	.....	.....		6,281	490	157	.....	138 56
" 1906-07	.....	.....		1,853	.....	1,631	.....	57 68
" 1907-08	.....	.....		3,401	42	156	.....	71 98
" 1908-09	.....	.....		38,979	64	340	99	394 82
" 1909-10	.....	.....		5,920	49	532	.....	65 01
" 1910-11	.....	.....		10,340	45	1,440	.....	118 25

FEES CHARGEABLE UNDER THE INSPECTION AND SALE ACT CHAP. 85.

Flour and Meal.

For such inspection and branding and marking the person who required the inspection thereof shall pay to the inspector for each and every barrel and half barrel of flour or meal so inspected and branded or marked the sum of two cents exclusive of the charge for cooperage, before such flour or meal is removed ; and when any less quantity than one hundred barrels of flour or meal is offered for inspection at one time, the inspector shall be entitled to receive the full fees that would accrue to him on one hundred barrels.

As soon as any flour or meal is inspected, a bill of inspection shall be furnished by the inspector or deputy inspector without fee or reward, specifying neatly and legibly the quantity and quality ascertained by inspection, the gross weight of five per cent. thereof, and the tare of one per cent thereof and the charges therefor, and the name of the mill at which the flour or meal was manufactured.

When the inspector in his judgment deems it necessary to strip or empty out the flour to find out if there is the proper weight of flour in any cask he shall be entitled to two cents for each barrel so stripped or emptied if it proves to be of short weight in addition to the two cents per barrel for inspecting and branding.

STATEMENT showing Quantity of Hay Inspected and Fees collected on same, for the Fiscal Year ended March 31, 1911, with totals for the nine preceding Years.

Districts.	Hay.											Shipping grade.	No grade.	Straw.				Feed.		Fees.
	Timothy.				Clover.			Mixed.												
	No. 1.	No. 2.	No. 3.	Re-ject'd.	No. 1.	No. 2.	No grade.	No. 1.	No. 2.	No. 3.	Re-ject'd.			No. 2.	No. 3.	No grade.	Rejected.	Ground.	Fees.	
	Tons.	Tons.	Tons.	T'ns	Tons.	Tons.	Tons.	Tons.	Tons.	Tons.	Tons.	Tons	Tons.	Tons.	Tons.	Tons.	Tons.	Tons.	$ c.	$ c.
Toronto	196 7/20	627½	166½	....	....	42	.....	.....	17½	½	.....	3	57¼	103	19	19	20½	.....	.....	225 16
Peterboro	.....	.....	.....	....	.....	.....	.....	.....	10½	.....	.....	.....	.....	.....	.....	.....	.....	.....	.....	2 10
Montreal	.....	49½	56½	....	40	130	....	.....	.....	.....	.....	10,872	30	.....	.....	.....	.....	1,809	271 40	1,960 79
Totals, 1910-11	196 7/20	677	222 7/10	....	40	172	.....	....	28	½	.....	10,875	87¼	103	19	19	20½	1,809	271 40	2,187 96
RECAPITULATION.																				
Totals, 1901-02.	4,223	7,315	558	....	81	1,973	.....	629	2,750	100	.....	10,554	262	.....	.....	.....	.....	.....	.....	3,345 40
Totals, 1902-03.	195	4,569	779	....	.....	476	.....	.....	2,141	43	.....	14,367	372	.....	.....	.....	.....	.....	.....	1,979 53
Totals, 1903-04.	26	3,283	8,025	....	.....	152	.....	.....	919	162	.....	18,900	111	.....	.....	.....	.....	.....	.....	2,542 85
Totals, 1904-05.	13	3,163	5,849	....	....	471	.....	..	1,849	561	.....	16,203	207	.....	.....	.....	.....	.....	.....	2,224 45
Totals, 1905-06.	15	277	2,651	....	9	920	.....	.....	700	1,300	.....	18,083	1,199	.....	.....	.....	.....	.....	.....	2,164 05
Totals, 1906-07.	.....	131½	75	....	.....	70	.....	.....	20	38	.....	14,008	15	.....	.....	.....	.....	.....	.....	1,448 60
Totals, 1907-08.	11	79 1/2	71½	....	.....	.....	.....	.....	6⅔	13½	.....	14,719	16½	.....	.....	.....	.....	.....	.....	1,663 45
Totals, 1908-09.	77	184 1/6	284	3⅓	.....	5	...	.....	6	8	.....	14,543	135½	.....	.....	.....	.....	.....	.....	2,291 45
Totals, 1909-10.	135¼	185¾	100¼	....	.....	2½	166	.....	3½	.....	2	13,144	202½	.....	1 7/6	8¾	2	.....	.....	2,061 72
Totals, 1910-11.	196 7/20	677	222 7/10	....	40	172	....	....	28	½	.....	10,875	87¼	103	19	19	20½	1809	271 40	2,187 96

STATEMENT showing Quantity of Fish Inspected, and Fees collected on same for the Fiscal Year ended March 31, 1911, with totals for the nine preceding Years.

PICKLED FISH.

Districts.	Salmon.			Sea Trout.		Mackerel.	Herring.		Gaspereau and Alewives.	Codfish.		Other Fish.		Fees.
	Tcs.	Brls.	½ brls.	Brls.	½ brls.	Brls.	Brls.	½ brls.	Brls.	Brls.	½ brls.	Brls.	½ brls.	
														$ cts.
Quebec	...	...	...	...	...	...	...	...	...	...	...	...	...	... ...
St. John	...	...	...	...	...	...	73	2,105	...	...	...	...	...	66 81
Halifax	...	...	...	...	...	...	...	...	...	...	...	...	...	...
Lunenburg	...	...	...	...	...	...	...	...	...	...	...	...	...	... ...
Totals, 1910-11	...	...	...	...	...	...	73	2,105	...	...	...	...	...	66 81

RECAPITULATION.

Totals, 1901-02	20	2,121	5	23	2	2,980	3,837	11,870	627	4,055	8	10	2	1,435 61
Totals, 1902-03	317	976	10	214	6	996	1,651	11,783	101	1,306	3	138	1	889 21
Totals, 1903-04	...	...	...	...	...	552	687	13,581	...	...	...	...	...	493 88
Totals, 1904-05	...	...	...	...	...	20	1,202	8,329	...	...	...	...	...	310 87
Totals, 1905-06	...	...	...	...	...	...	813	11,536	...	...	...	...	...	386 78
Totals, 1906-07	...	...	...	...	...	...	1,252	11,534	...	...	...	...	...	409 55
Totals, 1907-08	...	...	...	...	...	...	427	6,507	...	...	...	...	...	212 46
Totals, 1908-09	...	...	...	...	...	...	451	2,496	...	...	...	...	...	97 43
Totals, 1909-10	...	...	...	...	...	...	246	4,584	...	...	...	...	...	149 82
Totals, 1910-11	...	...	...	...	...	...	73	2,105	...	...	...	...	...	66 81

STATEMENT showing Quantity of Fish Oils Inspected, and Fees collected on same for the Fiscal Year ended March 31, 1911, with totals for the eight preceding Years.

FISH OIL.

Districts.	Seal Oil. No. 2, Pale.			Seal Oil. No. 3, Straw.			Seal Oil. No. 4, Brown.			Seal Oil. No. 5, Dark Brown.	Whale Oil. No. 1, Pale.	Whale Oil. No. 3, Brown.	Porpoise Oil. No. 2, Straw.		Cod Oil. A.			Cod Oil. B.			Hake Oil. A.		Hake Oil. B.	Other Fish Oil.	Fees.
	Pun.	Tcs.	Brls.	Pun.	Tcs.	Brls.	Pun.	Tcs.	Brls.	Tcs.	Tcs.	Brls.	Tcs.	Brls.	Pun.	Tcs.	Brls.	Pun.	Tcs.	Brls.	Hds.	Brls.	Tcs.	Brls.	$ cts.
Quebec																									
St. John																	491					306		8	112 15
Halifax																									
Lunenburg																									
Totals, 1910-11																	491					306		8	112 15

RECAPITULATION.

Totals, 1901-02	433	225	150	62	313	131	55	26	30	1		26	35	2	1,778	758	846	27	3	12	2	604	1	2	899 80
Totals, 1902-03		353			234			121		18	4	9	11	1	18	1,601	272		100		30	430	11	32	558 30
Totals, 1903-04														4	5	155	224			14		114		14	87 50
Totals, 1904-05														3	8	138	256		26	1		479			144 10
Totals, 1905-06												19					271			4		650			141 40
Totals, 1906-07																	287					216		12	77 52
Totals, 1907-08																	220					353			85 95
Totals, 1908-09																	395			2	1	218		4	93 00
Totals, 1909-10																	356					190	10		83 40
Totals, 1910-11																	491					306		8	112 15

FEES CHARGEABLE UNDER THE INSPECTION AND SALE ACT CHAP. 95

PICKLED FISH AND FISH OILS.

Every inspector and deputy inspector who inspects and brands or marks any cask or package of pickled fish or pickled fish in bulk, or smoked fish, or any fish oil in accordance with the provisions of this Act, shall be entitled to fees at the following rates, which shall be paid by the original owner or the person who employed him in the first instance, that is to say :—

1. For each tierce of salmon, salmon-trout or sea trout, fifteen cents ;
2. For each half-tier of salmon, salmon-trout or sea-trout, ten cents :
3. For each barrel of salmon, salmon-trout or sea-trout, fifteen cents :
4. For each half-barrel of salmon, salmon-trout or sea-trout, ten cents ;
5. For each barrel of mackerel, ten cents ;
6. For each half barrel mackerel, five cents ;
7. For each barrel of herring, seven cents ;
8. For each half-barrel of herring, four cents ;
9. For each barrel of shad, ten cents ;
10. For each half-barrel of shad, seven cents ;
11. For each barrel of white-fish, ten cents ;
12. For each half-barrel of whitefish, seven cents ;
13. For each barrel of pickled codfish, hake, haddock, or cat-fish, five cents ;
14. For each half-barrel of the same, three cents ;
15. For each quarter barrel or kit of pickled fish, one and one-half cent ;
16. For each barrel of dry-salted codfish, hake, haddock, cat-fish, ling and pollock, five cents ;
17. For each half-barrel of the same, three cents ;
18. For each barrel of bass, ten cents ;
19. For each half-barrel of bass, seven cents ;
20. For each box of smoked herrings, one cent ;
21. For each half-box of smoked herrings, one-half cent ;
22. For each quarter-box of smoked herrings, one-quarter cent ;
23. For each barrel of cod tongues, cod sounds, halibut or eels, ten cents ;
24. For each half-barrel of the same, seven cents ;
25. For inspecting, guaging and branding each puncheon of oil, twenty cents ;
26. For inspecting, gauging and branding each hogshead of oil, fifteen cents ;
27. For inspecting, gauging and branding each tierce of oil, twenty cents ;
28. For inspecting, gauging and branding each barrel of oil, fifteen cents ;
29. For inspecting empty packages, one cent ;

The foregoing rates shall be calculated exclusive of salt, pickle, cooperage, storage and labour employed in washing, rinsing, cleaning, nailing, screwing or re-packing and pickling any fish ;

Provided always, that any person causing his fish or fish oil to be inspected, may employ at his cost and charges, a cooper to attend upon and assist the inspector or deputy inspector in the performance of his duty,—in which case the inspector or deputy inspector shall not be allowed any charge for cooperage,—and the cooper so employed shall be governed and guided solely by the directions which he receives from the inspector and deputy inspector with respect to any fish or fish oil by him inspected, and not by any other person. 37 V., c. 45, s. 68 ; —44 V., c. 22, s. 1 ;—48-49 V., c. 66, s. 16.

STATEMENT showing Quantity of Pot and Pearl Ashes Inspected, and Fees collected on same for the Fiscal Year ended March 31 1911, and for the nine preceding Years

ASHES.

Districts.	Pot.			Pearl.			Fees.
	First Sort.	Second Sort.	Third Sort.	First Sort.	Second Sort.	Third Sort.	
							$ cts.
Montreal .....1901-02..	866	220	35	119	.....	.....	1,889 65
" .....1902-03..	611	90	.....	212	.....	.....	1,386 56
" .....1903-04..	489	54	1	44	.....	.....	894 52
" .....1904-05..	722	131	2	18	.....	.....	1,276 82
" .....1905-06..	735	57	1	35	.....	.....	1,290 64
" .....(9 mos.)1906-07..	362	7	.....	23	.....	.....	617 25
" .....1907-08..	509	5	1	24	.....	.....	840 01
" .....1908-09..	662	30	3	30	.....	.....	1,137 46
" .....1909-10..	493	51	13	32	.....	.....	906 67
" .....1910-11..	705	42	6	20	.....	.....	1,174 76

FEES chargeable under the Inspection and Sale Act Chap. 85.

POT AND PEARL ASHES.

For every 100 lbs.	Actual cost of every barrel furnished by the Inspector.	For each new head furnished.	Cooperage and repairs on each barrel.	For additional quantity necessary to fill any partly filled barrel when required.	For removing raw ashes or other trash from barrels.
20c.		25c.	18c.	25c.	25c.

STATEMENT showing Quantity of Leather and Hides Inspected, and Fees collected on same for the Fiscal Year ended March 31, 1911, with totals for the nine preceding Years.

Districts.	Leather Sides.	Hides.			Calf Skins.			Fees.
	No. 1.	No. 1.	No. 2.	No. 3.	No. 1.	No. 2.	No. 3.	
								$ cts.
†Hamilton	...	...	...	...	...	...	...	...
†Kingston	...	...	...	...	...	...	...	...
*Ottawa	...	...	...	...	...	...	...	...
Toronto (measured)	...	34,025	36,146	11,563	288 skins measured. 115 burnt hides examined.			4,098 21 254 55
Levis	...	3,152	1,638	301	...	...	...	...
Montreal	...	58,368	31,592	16,000	...	...	...	5,270 67
Quebec	...	17,362	11,221	1,966	...	...	...	1,526 95
†St. John	...	...	...	...	...	...	...	...
*Winnipeg	...	...	...	...	...	...	...	...
Totals..1910-11	...	112,907	80,597	29,830	...	...	...	11,150 38
Recapitulation.								
Totals..1901-02	8,543	165,889	75,845	25,767	...	...	...	13,449 25
Totals..1902-03	240	162,722	76,264	28,682	...	...	...	13,371 76
Totals..1903-04	...	157,640	82,974	33,506	...	...	...	13,644 31
Totals..1904-05	...	164,147	79,843	27,264	...	...	...	13,529 43
Totals..1905-06	...	177,685	85,158	28,137	...	...	...	14,488 41
Totals..1906-07	...	146,795	67,081	21,324	...	...	...	11,623 70
Totals..1907-08	...	146,171	82,071	20,963	...	...	...	12,387 27
Totals..1908-09	...	138,493	83,328	25,515	...	...	...	12,352 29
Totals..1909-10	...	138,620	86,830	27,638	...	...	...	12,571 31
Totals..1910-11	...	112,907	80,597	29,830	...	...	...	11,150 38

† By inspectors. * None offered for inspection.

Fees chargeable under the Inspection and Sale Act. Chap. 85.

LEATHER AND RAW HIDES.

Leather.	Hides.	
For each side or piece.	In lots under 100.	In lots over 100.
2c.	5c. for each hide.	4c. for each hide.

Apples and Cheese have never been inspected since being made subject to inspection. The fee for inspection of apples is 10 cents per package. No fees are exacted for the inspection of *Binder Twine*, but penalties and fines are imposed for infraction of the Act.

The manner of putting up, sale and delivery of hay, straw, salt and the weight of the various cereals and vegetables are regulated by 1 Edward VII—c. 26 and amendments.

REVENUE AND EXPENDITURE.

STATEMENT showing the total Revenue and Expenditure of the Department of Trade and Commerce annually since its organization.

Years ended.	Revenue.	Expenditure.
	$ cts	$ cts.
June 30, 1893	113,491 00	499,418 99
" 1894	105,021 50	590,343 99
" 1895	72,479 25	565,099 55
" 1896	88,860 50	587,289 55
" 1897	123,119 50	619,404 75
" 1898	109,754 00	654,178 38
" 1899	220,309 50	746,719 31
" 1900	215,102 00	736,954 78
" 1901	178,704 00	740,014 40
" 1902	378,981 35	1,373,669 57
" 1903	636,897 93	2,609,205 65
" 1904	542,918 82	2,394,337 79
" 1905	79,156 69	3,467,562 74
" 1906	122,452 49	3,852,751 64
March 31, 1907 (9 months)	121,937 92	2,906,381 37
" 1908	882,644 33	5,069,644 50
" 1909	914,932 59	4,852,529 41
" 1910	1,405,265 15	4,984,890 58
" 1911	2,836,658 61	5,134,677 69

STATEMENT of Revenue of the Department of Trade and Commerce, for the Fiscal Year ended March 31, 1911.

—	$ c.	$ c.
Inspection of grain:		
Western Division—		
Winnipeg		173,882 12
Eastern Division—		
Kingston	177 19	
Peterborough	312 70	
Toronto	1,674 04	
Montreal	2,430 52	
		4,594 45
		178,476 57
Culling timber		2,684 64
Annuities		393,441 40
Chinese Immigration		2,262,056 00
Gross revenue		2,836,658 61
Less refunds to Provinces, $1,122,750. Other, $12,000		1,134,750 00
Net revenue		1,701,908 61

STATEMENT of Expenditure of the Department of Trade and Commerce for the Fiscal Year ended March 31, 1911.

Services.	Amount Paid.	Totals.
Departmental.	$ cts.	$ cts.
Civil Government—Salaries	45,875 12	
Contingencies	15,055 69	
		60,930 81
Chinese Immigration.		
Salaries	5,254 36	
Contingencies, including expenses of Royal Commission	15,387 61	
		20,641 97
Chinese Refunds, $12,000; to Provinces, $1,122,750	1,134,750 00	
		1,134,750 00
Culling Timber.		
Salaries (staff)	3,750 00	
" (cullers)	4,200 00	
Annuities	2,649 98	
Contingencies	1,415 95	
		12,015 93
Inspection of Staples.		
Salaries	109,740 76	
Wages and Contingencies	93,854 04	
		203,594 80
Trade Commissioner Service.		
Trade Commissioners and Commercial Agencies	114,599 45	
		114,599 45
Miscellaneous.		
International Customs Bureau	600 00	
Bounties on pig iron	261,433 98	
" steel	350,455 95	
" wire rods	526,858 50	
" manila fibre	49,784 29	
" lead	248,534 48	
" crude petroleum	160,596 28	
Expenses *re* Bounties	3,118 10	
" *re* Old Age Annuities	26,905 65	
Old Age Annuities paid and refunds of premiums	40,916 27	
		1,669,203 50
Mail Subsidies and Steamship Subventions.		
Baddeck, Grand-Narrows, etc	7,450 00	
Canada and Australia (Pacific)	180,509 02	
Canada, Australia and New Zealand (Atlantic)	100,000 00	
Canada and Great Britain	600,000 00	
Canada and Mexico (Atlantic)	50,000 00	
" (Pacific)	63,541 66	
Canada and Cuba	29,166 66	
Canada and Newfoundland	9,312 50	
Canada, China and Japan (additional)	48,666 66	
Canada and South Africa	146,000 00	
Caraquet, Shippigan and Miscou Islands	500 00	
Froudes Point and Lockeport, N. S.	600 00	
Gaspé and Dalhousie or Campbellton	12,500 00	
Carried forward	1,248,246 50	3,215,736 46

STATEMENT of Expenditure of the Department of Trade and Commerce for the Fiscal Year ended March 31, 1911—*Concluded.*

Services.	Amount paid.	Totals.
	$ cts.	$ cts.
Brought forward	1,248,246 50	3,215,736 46
Mail Subsidies and Steamship Subventions—Concluded.		
Grand Manan and Mainland	7,000 00	
Halifax and Canso	4,000 00	
Halifax and Newfoundland via Cape Breton	4,000 00	
Halifax and Spry Bay	2,307 69	
Halifax, St. John's, N. F., and Liverpool	20,000 00	
Magdalen Islands and Mainland	15,000 00	
Montreal and St. John and Manchester, Eng	35,000 00	
Newcastle, Neguac and Miramichi River	2,500 00	
Pelee Island and Mainland	5,000 00	
Petit de Grat and Mulgrave	2,750 00	
Petitcodiac River and Cumberland County	2,000 00	
Pictou and Cheticamp	2,000 00	
Pictou, Murray Harbour, and Georgetown, P.E.I	6,000 00	
Port Mulgrave and Canso	4,000 00	
Port Mulgrave, St. Peters, Marble Mountain, etc	6,000 00	
Port Mulgrave and Guysboro	5,000 00	
Port Mulgrave and Cheticamp	5,000 00	
Prince Rupert, B.C., and Queen Charlotte Islands	7,600 00	
P.E. Island, Cape Breton and Newfoundland	8,000 00	
P.E. Island and Mainland	12,500 00	
P.E. Island and Great Britain	7,500 00	
Quebec and Blanc Sablon	20,000 00	
Quebec and Gaspé	8,500 00	
Quebec and Isle of Orleans	500 00	
Riviere du Loup and Tadousac (Summer)	6,000 00	
Riviere du Loup and Tadousac (Winter)	5,750 00	
St. Catharines Bay and Tadousac	3,500 00	
St. John and Digby	19,807 26	
St. John, Annapolis and Granville	1,500 00	
St. John, Digby and Clementsport	1,500 00	
St. John, Dublin and Belfast	5,250 00	
St. John and Glasgow	9,000 00	
St. John, Halifax and London	40,000 00	
St. John and Halifax via Yarmouth	8,269 18	
St. John and Margaretsville	2,437 50	
St. John and Minas Basin	3,000 00	
St. John and Cumberland Basin	3,000 00	
St. John and Westport	1,500 00	
St. John, Halifax, West Indies and South America	65,700 00	
St. John and St. Andrews	3,384 62	
St. Stephen, St. Croix River Ports and Back Bay	3,000 00	
Sydney and Bay St. Lawrence	6,500 00	
Sydney and Whycocomagh	3,000 00	
Victoria and San Francisco	3,000 00	
Victoria, Vancouver and Skagway	12,500 00	
Victoria, and West Coast Vancouver Island	5,000 00	
	1,653,002 75	
Under Special Statutes.		
Canada, China and Japan	72,188 89	
Canada and France	193,749 59	
		1,918,941 23
Total Expenditure		5,134,677 69

STATISTICAL RECORD OF

CURRENCY AND

Years ended June 30	Area.	Estimated Population July 1.	Chartered Banks Capital Paid up.	Circulation. Notes issued by Chartered Banks.	Circulation. Dominion Notes.	Chartered Banks.	Post Office Savings Banks.	Government Savings Banks except P.O.
	Sq. miles.	No.	$	$	$	$	$	$
1868	662,148	3,371,594	30,289,048	8,307,079	3,795,000	33,317,879	204,589	1,483,219
1869	662,148	3,412,617	30,981,074	8,063,198	4,830,000	40,779,472	856,814	1,594,525
1870	3,370,760	3,454,248	32,050,597	14,167,948	7,479,353	54,074,760	1,588,849	1,822,570
1871	3,729,665	3,518,411	36,415,210	18,339,893	7,367,341	57,787,922	2,497,260	2,072,037
1872	3,729,665	3,610,992	45,134,709	25,040,077	10,510,541	51,503,201	3,096,500	2,154,234
1873	3,729,665	3,668,220	55,102,959	29,516,046	11,284,132	57,509,823	3,207,052	2,958,170
1874	3,729,665	3,825,305	60,443,445	26,583,130	12,175,579	65,468,697	3,204,965	4,005,295
1875	3,729,665	3,886,534	63,367,687	20,902,991	10,778,873	61,094,860	2,926,090	4,245,091
1876	3,729,665	3,949,163	67,199,051	20,288,158	11,533,892	65,177,128	2,740,953	4,303,165
1877	3,729,665	4,013,271	63,923,156	18,265,356	10,680,493	62,129,706	2,639,937	4,830,693
1878	3,729,665	4,078,924	63,387,034	19,351,109	10,460,735	65,069,326	2,754,484	5,742,529
1879	3,729,665	4,146,196	64,159,427	18,090,814	10,789,710	64,403,237	3,105,191	6,102,492
1880	3,729,665	4,215,389	60,584,789	20,186,176	13,565,159	76,244,065	3,945,669	7,107,287
1881	3,729,665	4,336,504	59,384,987	26,102,368	14,538,965	83,666,189	6,208,227	9,628,445
1882	3,729,665	4,383,819	58,739,980	32,229,937	15,807,911	97,537,258	9,473,662	12,295,000
1883	3,729,665	4,433,363	61,404,554	32,211,945	15,997,855	98,308,436	11,976,237	14,242,870
1884	3,729,665	4,485,395	61,443,397	29,654,511	15,360,281	97,443,765	13,245,553	15,971,984
1885	3,729,665	4,538,790	61,821,158	29,692,803	15,633,256	95,030,429	15,090,540	17,888,536
1886	3,729,665	4,589,414	61,841,395	29,200,627	16,297,453	101,181,744	17,159,372	20,014,442
1887	3,729,665	4,638,109	60,815,356	30,438,152	15,059,836	107,154,483	19,497,750	21,334,525
1888	3,729,665	4,688,147	60,168,010	30,444,643	16,249,319	112,860,699	20,689,033	20,682,025
1889	3,729,665	4,739,617	60,236,451	31,209,972	15,426,281	123,655,414	23,011,423	19,944,935
1890	3,729,665	4,792,605	59,569,765	32,059,178	15,357,893	128,631,455	21,990,653	19,021,812
1891	3,729,665	4,844,366	60,742,366	31,379,886	16,176,317	142,633,216	21,738,648	17,661,378
1892	3,729,665	4,889,266	61,512,630	32,614,699	17,282,699	160,942,778	22,298,402	17,231,146
1893	3,729,665	4,935,748	61,954,314	33,483,413	18,448,494	170,817,433	24,153,194	17,696,464
1894	3,729,665	4,983,903	62,112,883	30,254,159	20,061,719	174,930,936	25,257,868	17,778,144
1895	3,729,665	5,033,839	61,701,007	30,106,578	19,520,233	182,688,227	26,805,542	17,644,956
1896	3,729,665	5,086,061	62,198,413	30,336,844	20,372,215	183,769,992	28,932,930	17,866,389
1897	3,729,665	5,141,508	61,949,536	32,366,174	22,318,096	201,141,688	32,380,829	16,554,147
1898	3,729,665	5,199,267	62,303,137	36,539,103	22,178,194	227,063,343	34,480,938	15,630,181
1899	3,729,665	5,259,491	63,674,085	39,097,708	24,236,467	258,402,340	34,771,605	15,470,110
1900	3,729,665	5,322,348	64,735,145	45,577,387	26,094,924	277,256,716	37,507,456	15,642,266
1901	3,729,665	5,411,000	67,095,718	49,119,479	27,671,452	315,775,426	39,950,810	16,098,146
1902	3,729,665	5,564,000	69,548,308	53,953,043	32,780,387	344,949,901	42,320,208	16,117,779
1903	3,729,665	5,701,000	76,660,301	58,865,845	39,096,199	378,937,458	44,255,327	16,515,802
1904	3,729,665	5,851,000	79,193,028	60,098,480	41,574,783	423,874,030	45,419,706	16,738,743
1905	3,729,665	6,014,000	82,199,900	61,587,560	47,334,222	468,571,648	45,368,321	16,649,136
1906	3,729,665	6,188,000	91,074,505	69,366,505	49,941,427	536,769,519	45,736,489	16,174,133
1907	3,729,665	*6,317,000	96,362,130	75,510,402	58,316,532	589,459,889	46,832,611	14,911,071
1908	3,729,665	*6,502,000	96,049,538	68,153,994	63,058,126	560,503,775	46,328,135	14,719,368
1909	3,729,665	*6,702,090	97,436,424	79,170,491	79,005,301	681,658,944	44,568,683	14,556,878
1910	3,729,665	*6,919,000	98,728,342	79,781,631	89,285,728	797,849,593	42,848,026	14,563,225
1911	3,729,665	*7,156,000	101,065,306	88,618,699	99,308,945	874,672,408	43,017,587	14,341,668

* Estimated population March 31.

THE PROGRESS OF CANADA.

BANKING.

SITS IN		CHARTERED BANKS.						Years ended June 30
Special Savings Banks.	Total Deposits.	Loans to the Public.	Assets.	Liabilities.	Bank Clearings to December 31.			
					Totals.	At Montreal.	At Toronto.	
$	$	$	$	$	$	$	$	
2,672,884	37,678,571	51,966,120	77,872,257	43,722,647	.....	.....	.....	1868
3,272,228	46,503,039	55,722,154	83,565,027	48,380,967	.....	.....	.....	1869
4,180,559	61,666,738	67,107,167	102,147,293	66,530,393	.....	.....	.....	1870
4,798,644	67,155,863	86,121,888	121,014,395	77,486,706	.....	.....	.....	1871
5,275,642	65,029,577	110,479,832	151,772,876	94,224,644	.....	.....	.....	1872
6,768,672	70,443,717	124,519,008	168,519,746	98,296,677	.....	.....	.....	1873
6,811,010	79,489,967	132,518,287	188,417,005	117,656,218	.....	.....	.....	1874
6,611,416	74,877,457	136,771,679	184,441,108	101,371,845	.....	.....	.....	1875
6,605,348	78,826,594	131,579,195	184,421,514	101,686,717	.....	.....	.....	1876
6,054,457	75,654,793	126,222,470	174,375,603	95,004,254	.....	.....	.....	1877
5,631,173	79,197,512	122,918,778	175,473,086	95,641,008	.....	.....	.....	1878
5,494,165	79,105,085	130,472,200	170,446,074	93,375,749	.....	.....	.....	1879
6,651,025	93,948,046	111,956,858	181,741,074	108,833,271	.....	.....	.....	1880
7,685,888	107,188,749	134,113,252	198,967,278	125,063,546	.....	.....	.....	1881
8,658,434	127,964,354	169,125,878	229,271,064	153,001,994	.....	.....	.....	1882
8,791,045	133,318,588	178,728,321	226,803,491	145,296,836	.....	.....	.....	1883
8,861,141	135,522,443	164,648,286	223,855,601	140,973,233	.....	.....	.....	1884
9,191,895	137,201,400	162,847,002	217,264,655	138,510,300	.....	.....	.....	1885
9,177,132	147,532,690	162,908,287	228,422,353	147,547,682	.....	.....	.....	1886
10,092,144	158,078,902	169,357,326	229,241,464	149,413,632	.....	.....	.....	1887
10,475,292	164,707,049	178,185,816	244,975,223	166,344,852	.....	.....	.....	1888
10,761,060	177,372,832	190,721,124	255,765,631	175,062,257	.....	.....	.....	1889
10,889,828	180,533,748	195,987,402	251,628,694	174,501,422	.....	.....	.....	1890
10,982,232	193,015,474	202,692,481	269,491,153	188,337,504	.....	.....	.....	1891
12,236,099	212,708,425	210,234,377	292,054,017	209,362,011	.....	.....	.....	1892
12,823,833	225,490,924	225,999,798	304,363,580	219,666,996	979,163,296	568,739,064	309,494,818	1893
12,919,578	230,886,526	224,371,222	307,542,429	221,292,707	969,557,097	546,606,148	279,267,751	1894
13,128,484	240,267,209	224,627,632	312,986,516	226,943,664	1,046,323,079	583,160,000	308,634,341	1895
14,459,832	245,029,143	224,507,301	316,122,706	228,338,219	1,028,997,242	527,858,016	342,001,717	1896
15,025,563	265,102,227	226,960,482	335,203,890	247,766,150	1,174,710,345	601,185,000	365,756,953	1897
15,482,100	292,656,562	245,336,120	345,634,052	277,407,521	1,390,019,344	731,264,677	439,489,336	1898
15,893,567	324,537,622	283,713,938	408,936,411	316,320,478	1,625,680,194	794,109,924	504,569,918	1899
17,425,471	347,831,909	316,634,620	440,348,102	340,295,278	1,589,560,411	734,941,608	513,697,000	1900
19,125,100	390,949,482	318,240,549	528,304,110	417,320,761	1,871,061,725	889,486,915	599,385,671	1901
20,360,888	423,748,776	348,690,611	581,876,985	465,103,425	2,538,583,771	1,089,976,730	809,078,559	1902
21,241,992	460,950,579	406,184,733	641,985,372	508,049,963	2,698,895,000	1,113,978,000	808,748,000	1903
23,063,143	509,095,622	452,134,220	694,303,415	554,445,911	2,741,441,000	1,065,067,000	842,097,000	1904
25,050,965	555,640,070	480,906,634	757,988,531	609,989,375	3,334,614,000	1,324,314,000	1,047,491,000	1905
27,399,193	626,079,334	559,338,229	861,602,330	698,714,302	3,950,695,000	1,533,597,000	1,219,125,000	1906
28,520,547	679,724,118	639,970,696	958,312,255	781,075,593	4,197,478,000	1,555,729,000	1,220,905,000	1907
28,574,954	650,126,232	584,732,914	926,017,629	746,744,250	4,142,114,000	1,467,316,000	1,166,902,000	1908
30,258,585	771,043,090	595,264,346	1,053,271,919	870,192,322	5,191,507,911	1,866,649,000	1,437,700,177	1909
32,156,708	886,417,552	717,773,400	1,230,825,305	1,040,324,464	6,054,298,453	2,088,558,000	1,593,954,254	1910
36,152,216	968,183,879	786,743,770	1,302,131,886	1,101,875,234	.....	.....	.....	1911

STATISTICAL RECORD OF THE

Calendar years.	Failures—Commercial.			Finance.				
					Revenue on Account of Con			
					Receipts from Taxes.			
	Number.	Assets.	Liabilities	Total Revenue.	Totals.	From Customs.	From Excise.	Dominion Lands.
		$	$	$	$	$	$	$
1868	.....	.....	.....	13,687,928	11,700,681	8,578,380	3,002,588	.....
1869	.....	.....	.....	14,379,175	11,112,573	8,272,880	2,710,028	.....
1870	.....	.....	.....	15,512,226	13,087,883	9,334,213	3,619,622	.....
1871	.....	.....	.....	19,335,561	16,320,369	11,841,105	4,295,945	.....
1872	726	.....	6,454,525	20,714,814	17,715,552	12,787,982	4,735,652	.....
1873	994	.....	12,334,192	20,813,469	17,616,555	12,954,164	4,460,682	26,239
1874	966	.....	7,696,765	24,205,093	20,129,185	14,325,193	5,594,904	29,981
1875	1,968	.....	28,843,967	24,648,715	20,664,879	15,351,012	5,069,687	27,641
1876	1,728	.....	25,517,991	22,587,587	18,614,415	12,823,838	5,563,487	8,546
1877	1,892	.....	25,523,903	22,059,274	17,697,925	12,546,988	4,941,898	3,800
1878	1,697	.....	23,908,677	22,375,012	17,841,938	12,782,824	4,858,672	19,425
1879	1,902	.....	29,347,937	22,517,382	18,476,613	12,900,659	5,390,763	23,828
1880	907	.....	7,988,077	23,307,407	18,479,576	14,071,343	4,232,427	120,479
1881	635	.....	5,751,207	29,635,298	23,942,139	18,406,092	5,343,022	131,124
1882	787	.....	8,587,657	33,383,456	27,549,046	21,581,570	5,884,860	.....
1883	1,382	.....	16,311,742	35,794,650	29,269,699	23,009,582	6,260,116	.....
1884	1,384	.....	15,994,361	31,861,962	25,483,199	29,023,890	5,459,309	.....
1885	1,327	.....	19,191,306	32,797,001	25,381,529	18,935,428	6,449,101	.....
1886	1,256	.....	8,861,609	33,177,040	25,226,456	19,373,551	5,852,905	.....
1887	1,252	.....	10,386,884	35,754,993	28,687,002	22,378,801	6,308,201	191,782
1888	1,677	.....	14,081,169	35,908,464	28,177,413	22,105,926	6,071,487	217,083
1889	1,777	.....	14,713,223	38,782,870	30,613,523	23,726,784	6,886,739	237,821
1890	1,847	.....	18,289,935	39,879,925	31,587,072	23,968,954	7,618,118	220,141
1891	1,889	.....	17,100,649	38,579,311	30,314,151	23,399,301	6,914,850	264,592
1892	1,688	.....	13,766,191	36,921,872	28,446,157	20,501,059	7,945,098	322,796
1893	1,344	8,321,570	12,689,794	38,168,609	29,321,367	20,954,003	8,367,364	285,596
1894	1,856	13,510,056	17,616,215	36,374,693	27,579,203	19,198,114	8,381,089	210,097
1895	1,891	11,500,242	15,802,989	33,978,129	25,446,199	17,640,466	7,805,733	167,870
1896	2,118	12,656,837	17,169,683	36,618,591	27,759,285	19,833,279	7,926,006	166,256
1897	1,809	10,574,529	14,157,498	37,829,778	28,648,626	19,478,247	9,170,379	172,514
1898	1,300	7,692,094	9,821,323	40,555,238	29,576,456	21,704,893	7,871,563	975,792
1899	1,287	7,674,673	10,658,675	46,741,250	34,958,069	25,316,842	9,641,228	1,532,591
1900	1,355	8,202,898	11,613,208	51,029,994	38,242,223	28,374,148	9,868,075	1,388,024
1901	1,341	7,686,823	10,811,671	52,514,701	38,743,550	28,425,284	10,318,266	1,517,320
1902	1,101	7,772,418	10,934,777	58,050,790	43,389,112	32,191,978	11,197,133	1,227,977
1903	978	4,872,422	7,552,724	66,037,069	49,015,506	37,001,727	12,013,779	1,695,592
1904	1,246	8,555,875	11,394,117	70,669,817	53,661,319	40,702,611	12,958,708	1,443,023
1905	1,347	6,822,005	9,854,659	71,182,773	54,020,123	41,433,649	12,586,475	1,292,301
1906	1,184	6,449,052	9,085,773	80,139,360	60,074,818	46,064,598	14,010,221	1,668,162
1907	1,278	9,443,327	13,221,259	67,969,328	51,565,586	39,760,173	11,805,413	1,443,632
1908	1,640	12,008,113	14,931,790	96,054,506	73,325,963	57,543,811	15,782,152	1,883,620
1909	1,442	10,348,511	12,982,800	85,093,404	62,353,093	47,415,325	14,937,768	2,153,255
1910	1,262	11,013,396	14,514,650	101,503,711	75,409,487	60,156,134	15,253,353	2,886,000
1911	.....	.....	.....	117,780,410	89,835,232	72,965,394	16,869,837	3,108,736

PROGRESS OF CANADA—*Continued.*

FINANCE—*Continued.*

SOLIDATED FUND.			EXPENDITURE ON ACCOUNT OF CONSOLIDATED FUND.					
Receipts from				Charges on Public Debt.				
Interest on Investments.	Post Office including Ocean Postage and Money Orders.	Pub. Works, including Railways and Canals.	Total Expenditure	Totals.	Interest on Public Debt.	Sinking Fund.	Total Collection of Revenue.	Fiscal years.
$	$	$	$	$	$	$	$	
174,073	525,692	901,466	13,486,093	5,216,025	4,501,568	355,267	1,885,804	1868
824,424	535,315	918,933	14,038,084	5,799,478	4,907,014	426,807	2,175,071	1869
383,956	573,566	1,006,845	14,345,510	5,513,586	5,047,054	126,533	2,351,724	1870
554,384	612,631	1,146,240	15,623,082	6,013,625	5,165,304	421,666	2,388,359	1871
448,042	692,375	1,211,729	17,589,469	6,074,250	5,257,231	470,607	2,912,107	1872
396,404	833,657	1,316,636	19,174,648	5,795,677	5,209,206	407,827	3,633,152	1873
610,863	1,139,973	1,509,915	23,316,317	6,503,041	5,724,436	513,920	5,088,467	1874
840,887	1,155,332	1,432,360	23,713,071	7,373,764	6,590,790	555,773	4,904,875	1875
798,906	1,102,540	1,479,232	24,488,372	7,432,004	6,400,902	822,953	5,009,081	1876
717,684	1,114,946	1,917,455	23,519,302	7,833,476	6,797,227	828,374	5,285,419	1877
791,758	1,207,790	2,034,484	23,503,158	8,186,717	7,048,884	945,746	5,388,753	1878
592,500	1,172,418	1,863,149	24,455,382	8,509,877	7,194,734	1,037,220	5,652,935	1879
834,793	1,252,498	2,167,401	24,850,634	9,228,822	7,773,869	1,165,867	5,374,917	1880
751,513	1,352,110	2,759,591	25,502,554	9,070,320	7,594,145	1,250,731	5,750,899	1881
914,009	1,587,888	2,711,134	27,067,104	9,226,573	7,740,804	1,290,725	6,097,969	1882
1,001,193	1,800,391	3,101,138	28,730,157	9,246,860	7,668,553	1,344,137	6,738,502	1883
986,698	1,755,674	3,055,792	31,107,706	9,333,951	7,700,181	1,403,864	7,042,625	1884
1,997,036	1,841,372	3,065,503	35,037,060	11,289,028	9,419,482	1,482,052	7,372,603	1885
2,299,079	1,901,690	3,082,411	39,011,612	12,090,201	10,137,009	1,606,271	7,808,751	1886
990,887	2,020,624	3,270,782	35,657,680	11,563,624	9,682,929	1,592,953	8,376,027	1887
932,025	2,379,242	3,556,101	36,718,495	12,105,983	9,823,313	1,939,078	8,789,763	1888
1,305,392	2,220,504	3,642,557	36,917,835	12,159,166	10,148,932	1,736,644	8,873,338	1889
1,082,271	2,357,389	3,800,110	35,994,031	11,774,487	9,656,841	1,887,237	9,182,941	1890
1,077,228	2,515,823	3,685,630	36,343,568	11,784,284	9,584,137	1,938,079	9,453,320	1891
1,086,420	2,652,746	3,575,168	36,765,894	11,975,777	9,763,978	2,027,861	9,426,066	1892
1,150,167	2,773,507	3,761,474	36,814,053	12,116,197	9,806,888	2,095,514	8,993,925	1893
1,217,809	2,809,341	3,702,746	37,585,026	12,524,932	10,212,596	2,131,361	9,132,616	1894
1,336,047	2,792,790	3,591,689	38,132,005	12,747,555	10,466,294	2,002,311	9,129,415	1895
1,370,001	2,964,014	3,594,264	36,949,142	12,806,293	10,502,430	2,055,288	9,291,168	1896
1,443,004	3,202,938	3,587,166	38,349,760	13,062,791	10,645,663	2,101,814	9,336,916	1897
1,513,455	3,527,810	3,873,464	38,832,526	13,076,614	10,516,758	2,359,969	9,469,664	1898
1,590,448	3,193,778	4,433,934	41,903,501	13,510,854	10,855,112	2,482,485	9,837,454	1899
1,683,051	3,205,535	5,232,459	42,975,280	13,392,479	10,699,615	2,465,640	11,044,526	1900
1,784,834	3,441,505	5,770,071	46,866,368	13,490,153	10,807,955	2,480,337	12,503,249	1901
1,892,224	3,918,416	6,447,982	50,759,392	13,808,566	10,975,935	2,569,381	13,007,865	1902
2,020,953	4,397,833	7,088,502	51,691,903	13,983,694	11,068,139	2,620,588	14,041,041	1903
2,236,256	4,652,325	6,972,219	55,612,833	13,732,687	11,128,637	2,315,066	15,593,521	1904
2,105,031	5,125,373	7,395,377	63,319,683	13,167,805	10,630,115	2,261,618	17,593,437	1905
2,140,312	5,933,343	8,310,267	67,240,641	13,479,036	10,814,697	2,317,437	17,145,129	1906
1,235,746	5,061,728	6,839,586	51,542,161	8,134,466	6,712,771	1,177,147	13,797,181	1907*
1,925,569	7,107,887	9,973,523	76,641,451	13,591,680	10,973,597	2,234,263	20,727,329	1908
2,256,643	7,401,624	9,362,272	84,064,232	13,883,816	11,604,584	1,922,525	21,632,704	1909
2,807,465	7,958,548	10,114,990	79,411,747	14,898,164	13,098,161	1,441,031	21,811,195	1910
1,668,773	9,146,952	10,818,834	87,774,198	14,116,044	12,535,851	1,203,416	24,951,636	1911

* 9 months.

STATISTICAL RECORD OF THE

FINANCE—*Continued.*

Fiscal years.	Collection of Revenue.				Expenditure on Account of Miscellaneous			
	Customs.	Excise.	Post Office	Railways and Canals.	Total Miscellaneous Expenditure.	Administration of Justice.	Arts, Agriculture and Statistics.	Civil Government
	$	$	$	$	$	$	$	$
1868	477,504	78,939	616,802	581,503	6,384,264	291,243	5,581	594,442
1869	496,050	109,415	787,886	641,814	6,063,535	315,215	7,020	559,643
1870	505,109	119,461	808,623	743,071	6,480,200	304,300	6,227	620,349
1871	500,441	129,564	815,471	752,772	7,221,098	314,411	6,174	642,301
1872	528,736	142,732	929,609	913,236	8,603,112	346,848	6,411	663,189
1873	567,765	171,705	1,067,866	1,378,164	9,745,819	398,966	10,691	750,874
1874	727,629	206,935	1,387,270	2,260,820	11,724,899	459,037	19,092	883,686
1875	682,674	199,254	1,520,861	1,981,893	11,434,432	497,405	11,936	909,266
1876	721,009	218,360	1,622,827	1,897,283	12,047,287	544,091	67,552	841,995
1877	721,605	211,157	1,705,312	2,239,346	10,400,407	565,598	65,767	812,193
1878	714,528	215,025	1,724,939	2,374,314	9,927,688	564,920	92,366	823,370
1879	719,711	211,065	1,784,424	2,570,361	10,292,570	577,897	63,068	861,171
1880	716,126	219,285	1,818,271	2,226,456	10,246,895	574,311	25,068	898,605
1881	717,704	247,577	1,876,658	2,603,717	10,681,335	583. 57	22,408	915,959
1882	723,914	280,574	1,980,567	2,755,833	11,742,562	581,696	20,742	946,032
1883	757,246	278,911	2,176,089	3,117,466	12,744,795	615,588	24,731	986,721
1884	798,838	303,617	2,312,965	3,122,103	14,731,130	615,045	38,188	1,084,418
1885	791,538	309,268	2,488,315	3,268,222	16,375,429	627,253	86,322	1,139,495
1886	800,107	310,022	2,763,186	3,359,670	19,112,660	707,832	203,312	1,190,371
1887	819,132	344,691	2,818,907	3,673,894	15,718,029	657,115	253,759	1,211,851
1888	851,025	373,348	2,889,729	4,160,332	15,822,749	678,815	311,159	1,258,618
1889	864,590	362,833	2,982,321	4,095,301	15,885,331	685,807	161,629	1,281,714
1890	873,400	362,996	3,074,470	4,362,200	15,036,603	709,784	153,398	1,308,847
1891	900,492	378,237	3,161,676	4,505,516	15,105,964	726,592	158,053	1,334,201
1892	904,801	400,050	3,316,120	4,337,877	15,364,051	750.723	156,564	1,325,087
1893	901,946	387,673	3,421,203	3,848,404	15,703,931	736,457	258,635	1,367,570
1894	921,040	484,949	3,517,261	3,760,550	15,927,478	745,504	264,880	1,402,279
1895	917.632	471,865	3,593,647	3,704,126	16,255,035	755,683	216,740	1,422,228
1896	896,333	470,870	3,665,011	3,826,226	14,851,681	758,270	210,878	1,396.628
1897	945,245	464,427	3,789,478	3,725,690	15,950,053	774,762	224,390	1,418,847
1898	971,320	468,320	3,575,412	4,049,275	16,286,248	765,608	245,232	1,399,422
1899	1,037,636	464,620	3,603,799	4,246,404	18,555,193	815,455	258,782	1,411,813
1900	1,071,222	468,994	3,758,015	5,244,301	18,538,275	827,561	461,561	1,420,998
1901	1,123,817	458,383	3,931,446	6,377,961	20,872,966	873,233	447,299	1,474,919
1902	1,176,024	463,405	4.023,637	6,508,477	23,942,961	949,230	481,428	1,497 369
1903	1,229,029	478,984	4,105,178	7,221,705	23,667,168	959,948	436,402	1,554,792
1904	1,357,184	522,361	4,347,541	8,397,434	26,286,625	984,258	625,316	1,652,782
1905	1,468,093	537,814	4,634,528	9,803,912	32,558,441	997,718	698,211	1,797,060
1906	1,548,384	555,923	4,921,577	8,779,677	36,616,476	1,171,359	603,590	1,911,611
1907*	1,222,950	456,774	3,979,557	7,011,858	29,610,514	867,799	625,812	1,487,496
1908	1,923,854	636,892	6,005,930	10,586,114	42,322,442	1,224,510	1,218,242	2,088,416
1909	1,994,951	643,705	6,592,386	10,780,126	48,547,712	1,240,364	1,403,569	3,283,265
1910	2,025,453	660,465	7,215,337	10,215,038	42,702,388	1,246,695	983,380	4,268,390
1911	2,187,175	703,660	7,954,273	11,123.251	48,706,518	1,292,402	1,319,905	4,463,095

* 9 months.

PROGRESS OF CANADA—*Continued.*

FINANCE—*Continued.*

CONSOLIDATED FUND—*Concluded.*

Expenditure.

Immigration.	Indians.	Legislation.	Lighthouse and Coast Service.	Mail Subsidies and Steamship Subventions	Militia and Defence.	Public Works.	Subsidies to Provinces.	Fiscal years.
$	$	$	$	$	$	$	$	
36,050	.....	595,810	174,983	177,349	1,013,016	126,270	2,753,966	1868
26,952	.....	409,614	190,671	253,747	937,513	65,015	2,604,050	1869
55,966	6,080	379,753	229,682	288,999	1,245,973	120,031	2,588,605	1870
55,604	6,080	356,206	354,693	286,099	908,723	597,275	2,624,940	1871
109,954	43,935	393,964	345,683	342,108	1,654,255	839,786	2,930,113	1872
265,718	63,776	614,487	480,376	363,448	1,248,664	1,297,999	2,921,400	1873
291,297	146,068	784,048	537,058	285,882	1,122,282	1,778,916	3,752,757	1874
278,777	195,500	572,273	490,257	287,772	1,013,944	1,756,010	3,750,962	1875
338,179	276,325	627,231	545,849	261,589	978,530	1,948,242	3,690,355	1876
309,353	301,596	596,006	471,278	314,942	550,452	1,262,823	3,655,851	1877
154,351	421,504	618,035	461,968	257,534	618,137	997,476	3,472,808	1878
186,403	489,327	748,008	447,567	257,702	777,699	1,013,023	3,442,764	1879
161,213	691,513	598,105	426,304	235,833	690,019	1,046,342	3,430,846	1880
214,251	805,097	611,376	443,724	201,503	667,001	1,108,815	3,455,518	1881
215,339	1,183,414	582,200	461,881	210,930	772,812	1,342,000	3,530,999	1882
373,958	1,106,961	740,768	491,546	237,501	734,354	1,765,256	3,606,673	1883
511,209	1,116,154	662,767	520,524	238,054	989,498	2,908,852	3,603,714	1884
423,861	1,109,604	649,538	532,446	261,779	2,707,758	2,302,363	3,959,327	1885
257,355	1,195,093	1,037,779	553,515	271,457	1,178,659	2,046,552	4,182,526	1886
341,236	1,201,301	977,302	512,812	273,497	1,193,693	2,133,316	4,169,341	1887
244,789	1,000,802	807,425	489,258	342,613	1,273,179	2,162,116	4,188,514	1888
202,499	1,112,776	701,170	511,779	304,254	1,323,552	2,299,231	4,051,428	1889
110,092	1,107,824	932,187	466,116	286,315	1,287,014	1,972,501	3,904,922	1890
181,045	987,435	596,487	492,597	321,118	1,279,514	1,937,546	3,903,757	1891
177,605	894,266	1,302,877	503,639	273,207	1,266,308	1,627,851	3,935,914	1892
180,677	956,552	867,232	503,012	413,939	1,419,746	1,927,832	3,935,765	1893
202,236	968,563	698,007	476,635	530,703	1,284,517	2,033,955	4,206,655	1894
195,653	955,404	941,570	475,903	513,268	1,574,014	1,742,317	4,250,674	1895
120,199	880,408	904,688	466,058	534,917	1,136,714	1,299,769	4,235,664	1896
127,458	908,064	1,134,773	445,742	553,812	1,667,588	1,463,719	4,238,059	1897
261,195	955,584	729,829	474,217	589,773	1,514,472	1,701,313	4,237,372	1898
255,879	986,220	892,354	545,645	584,056	2,112,292	1,902,664	4,250,636	1899
434,563	1,037,436	830,302	523,485	599,832	1,846,179	2,289,889	4,250,608	1900
444,730	1,019,329	1,172,726	578,618	629,198	2,061,674	3,386,632	4,250,607	1901
494,842	1,057,131	991,433	696,311	624,956	2,060,979	4,221,294	4,402,098	1902
642,914	1,077,815	789,205	964,144	799,286	1,963,009	4,065,553	4,402,503	1903
744,789	1,079,781	1,266,795	1,275,017	851,748	2,252,030	4,607,330	4,402,292	1904
972,357	1,173,864	1,713,172	2,507,307	1,027,074	2,650,700	6,765,446	4,516,038	1905
842,668	1,198,350	1,351,916	2,530,308	1,227,560	4,294,125	7,484,716	6,726,373	1906
611,201	940,680	1,322,075	2,026,642	1,128,877	3,347,038	5,520,571	6,745,134	1907*
1,074,697	1,276,964	1,150,610	2,835,543	1,590,384	5,498,184	8,724,327	9,032,775	1908
979,326	1,307,245	1,543,328	2,721,802	1,684,683	5,221,645	12,300,184	9,117,143	1909
960,676	1,287,404	1,837,348	2,127,944	1,736,373	4,679,956	7,261,218	9,361,388	1910
1,979,130	1,449,961	1,655,419	1,979,838	1,918,941	6,868,651	8,621,431	9,092,472	1911

FINANCE—*Concluded.*

Fiscal years.	Total Revenue.	Expenditure. Total Expenditure.	Chargeable to Consolidated Fund.	Chargeable to Capital Account.	Railway Subsidies.	Total Debt.	Total Assets.	Net Debt
	$	$	$	$	$	$	$	$
1868..	13,687,928	14,071,689	13,486,093	548,438	.....	96,896,666	21,139,531	75,757,135
1869..	14,379,175	14,908,166	14,038,084	440,418	.....	112,361,998	36,502,679	75,859,319
1870 .	15,539,657	18,016,614	14,345,510	3,515,116	.....	115,993,706	37,783,964	78,209,742
1871..	19,375,037	19,293,478	15,623,081	3,670,397	.....	115,492,683	37,786,165	77,706,518
1872..	20,714,814	25,665,975	17,589,469	7,853,050	.....	122,400,179	40,213,107	82,187,072
1873..	20,970,591	39,039,808	19,174,648	19,859,441	.....	129,743,432	29,894,970	99,848,462
1874..	24,507,653	33,498,076	23,316,317	10,177,740	.....	141,163,551	32,838,587	108,324,964
1875.	24,649,724	32,888,911	23,713,071	6,922,742	.....	151,663,402	35,655,024	116,008,378
1876..	22,592,055	31,958,144	24,488,372	7,154,008	.....	161,204,688	36,653,174	124,551,514
1877..	22,927,761	32,507,996	23,519,302	7,599,710	.....	174,675,835	41,440,526	133,235,309
1878..	22,406,257	30,545,772	23,503,158	6,657,200	.....	174,957,269	34,595,199	140,362,070
1879..	27,020,525	30,779,939	24,455,382	5,648,332	.....	179,483,871	36,493,684	142,990,187
1880..	23,364,547	34,041,756	24,850,631	8,241,174	.....	194,634,441	42,182,852	152,451,589
1881..	29,635,298	33,796,643	25,502,554	8,176,317	.....	199,861,537	44,465,757	155,395,780
1882..	35,182,549	34,674,625	27,067,104	7,405,637	.....	205,365,252	51,703,601	153,661,651
1883..	36,803,669	42,898,886	28,730,157	14,147,360	.....	202,159,104	43,692,390	158,466,714
1884..	32,815,226	57,860,862	31,107,706	23,977,702	208,000	242,482,416	60,320,566	182,161,850
1885..	33,351,041	49,163,078	35,037,060	13,220,185	403,245	264,703,607	68,295,915	196,407,692
1886..	33,479,883	61,837,568	39,011,612	9,589,734	2,701,249	273,164,341	50,005,234	223,159,107
1887..	35,755,531	41,504,152	35,657,680	4,439,939	1,406,533	273,187,626	45,872,851	227,314,775
1888..	35,908,464	45,064,124	36,718,495	7,162,964	1,027,042	284,513,842	49,982,484	234,531,358
1889..	38,782,870	43,518,198	36,917,835	4,420,314	846,722	287,722,063	50,192,021	237,530,042
1890..	39,879,925	41,770,333	35,994,031	4,053,159	1,678,196	286,112,295	48,579,083	237,533,212
1891..	38,579,311	40,793,208	36,343,568	3,115,860	1,265,706	289,899,230	52,090,199	237,809,031
1892..	36,921,872	42,272,136	36,765,894	2,164,457	1,248,216	295,333,274	54,201,840	241,131,431
1893 .	38,208,609	40,853,728	36,814,053	3,088,318	811,394	300,054,525	58,373,485	241,681,040
1894..	36,374,883	43,008,234	37,585,026	3,862,970	1,229,885	308,348,024	62,164,994	246,183,030
1895..	33,978,129	42,872,338	38,132,005	3,030,490	1,310,549	318,048,755	64,973,828	253,074,927
1896..	36,618,591	44,096,384	36,949,142	3,781,311	3,228,745	325,717,537	67,220,104	258,497,433
1897..	37,829,778	42,972,756	38,349,760	3,523,160	416,955	332,530,131	70,991,535	261,538,596
1898..	40,556,510	45,334,281	38,832,526	4,143,503	1,414,935	338,375,984	74,419,585	263,956,399
1899..	46,743,103	51,542,635	41,903,501	5,936,343	3,201,220	345,160,903	78,887,456	266,273,447
1900..	51,031,467	52,717,467	42,975,280	7,468,843	725,720	346,206,980	80,713,173	265,193,807
1901..	52,516,333	57,982,866	46,866,368	7,695,488	2,512,329	354,732,433	86,252,429	268,480,004
1902..	58,052,333	63,970,800	50,759,392	10,078,638	2,093,939	366,358,477	94,529,387	271,829,090
1903..	69,348,084	61,746,572	51,691,903	7,052,725	1,463,222	361,344,098	99,737,109	261,606,989
1904..	70,679,251	72,255,048	55,612,833	7,881,719	2,046,878	364,962,512	104,094,793	260,867,719
1905..	71,186,073	78,801,139	63,319,683	11,933,492	1,275,630	377,678,580	111,454,413	266,224,167
1906..	80,141,394	83,277,642	67,240,641	11,913,871	1,637,574	392,269,680	125,226,702	267,042,978
1907*	67,972,110	65,778,139	51,542,161	11,329,144	1,324,889	379,966,826	116,294,966	263,671,860
1908..	96,055,417	112,578,680	76,641,451	30,429,907	2,037,629	408,207,158	130,246,298	277,960,860
1909..	85,549,580	133,441,524	84,064,232	42,593,167	1,785,887	478,535,427	154,605,148	323,930,279
1910 .	101,616,476	115,395,774	79,411,747	29,756,353	2,048,097	470,663,046	134,394,500	336,268,546
1911..	117,884,328	122,861,250	87,774,198	30,852,963	1,284,892	474,941,487	134,899,435	340,042,052

*9 months.

PROGRESS OF CANADA—*Continued.*

INSURANCE.

Fire Insurance.

Amount in Force.				Premiums Received.				Calendar years.
Totals.	With Canadian Companies.	With British Companies.	With American Companies.	Totals.	By Canadian Companies.	By British Companies.	By American Companies.	
$	$	$	$	$	$	$	$	
.....	.....	.....	.....	.....	.....	.....	.....	1868
188,359,809	59,340,916	115,222,003	13,796,890	1,785,539	501,362	1,119,011	165,166	1869
191,594,586	59,523,641	120,903,017	11,167,928	1,916,779	536,600	1,185,398	194,781	1870
228,453,784	68,465,914	132,731,241	27,256,629	2,321,716	707,418	1,299,846	314,452	1871
251,722,940	72,203,784	145,700,486	33,818,670	2,628,710	796,847	1,499,620	332,243	1872
278,754,835	91,032,187	147,602,019	40,120,629	2,968,416	842,896	1,773,265	352,255	1873
306,844,219	126,705,337	155,088,455	25,050,427	3,522,303	1,453,781	1,809,473	259,049	1874
364,421,029	190,284,543	154,835,931	19,300,555	3,594,764	1,646,654	1,683,715	264,395	1875
404,608,180	231,834,162	153,885,268	18,888,750	3,708,006	1,881,641	1,597,410	228,955	1876
420,342,681	217,745,048	184,304,318	18,293,315	3,764,005	1,622,955	1,927,220	213,830	1877
409,899,701	171,430,720	202,702,743	35,766,238	3,368,430	1,161,896	1,994,940	211,594	1878
407,357,985	158,824,631	208,265,359	40,267,995	3,227,488	1,102,822	1,899,154	225,512	1879
411,563,271	154,403,173	229,745,985	27,414,113	3,479,577	1,190,029	2,048,408	241,140	1880
462,210,968	153,436,408	277,721,299	31,053,261	3,827,116	1,206,470	2,353,258	267,388	1881
526,856,478	152,564,079	339,520,054	34,772,345	4,229,706	1,033,433	2,908,458	287,815	1882
572,264,041	149,930,173	380,613,572	41,720,296	4,624,741	1,091,801	3,178,856	354,090	1883
605,507,789	147,968,945	413,441,198	44,097,646	4,980,128	1,140,428	3,472,119	367,581	1884
611,794,479	143,759,390	421,205,014	46,830,075	4,852,460	1,107,879	3,376,401	368,180	1885
586,773,022	142,685,145	393,166,340	50,921,537	4,932,335	1,107,710	3,429,012	395,613	1886
634,767,337	154,165,902	424,311,264	56,287,171	5,244,502	1,121,435	3,693,992	429,075	1887
650,735,059	159,070,684	434,941,955	56,722,420	5,437,263	1,131,991	3,859,282	445,990	1888
684,538,378	158,883,612	468,379,580	57,275,186	5,588,016	1,173,948	3,970,632	443,136	1889
720,679,621	178,691,762	474,884,419	67,103,440	5,836,071	1,249,884	4,072,133	514,054	1890
759,602,191	177,785,359	497,550,395	84,266,437	6,168,716	1,278,736	4,189,171	700,809	1891
821,410,072	148,557,131	549,223,123	123,629,818	6,512,327	1,052,011	4,455,474	1,004,812	1892
841,687,057	154,614,280	563,044,318	124,028,459	6,793,595	1,137,797	4,623,196	1,032,602	1893
836,067,202	150,211,967	567,948,304	117,876,931	6,711,369	1,108,294	4,602,747	1,000,328	1884
837,872,864	113,697,862	575,683,150	118,491,852	6,943,382	1,151,126	4,750,290	1,041,966	1895
845,574,352	141,251,862	591,656,008	112,666,182	7,075,850	1,061,855	5,006,047	1,007,948	1896
868,522,217	154,231,897	611,840,429	102,449,891	7,157,661	1,021,216	5,165,202	971,243	1897
895,394,107	159,927,706	629,768,638	105,697,763	7,350,131	1,121,927	5,123,345	1,004,859	1898
936,869,668	169,792,859	654,890,000	112,186,809	7,910,492	1,183,739	5,652,228	1,074,525	1899
992,332,360	190,577,768	681,751,373	120,003,219	8,331,948	1,298,751	5,846,020	1,187,177	1900
1,038,687,619	221,756,637	694,491,228	122,439,754	9,650,348	1,727,410	6,595,447	1,327,491	1901
1,075,263,168	246,042,580	695,220,761	133,999,827	10,577,084	2,055,793	6,946,919	1,574,372	1902
1,140,453,716	260,637,251	727,383,239	152,433,226	11,384,762	2,282,498	7,334,432	1,767,832	1903
1,215,013,931	296,888,876	745,159,661	172,965,394	13,169,882	2,681,275	8,313,666	2,144,941	1904
1,318,146,495	328,340,100	785,219,445	204,586,950	14,285,671	3,013,714	8,582,925	2,689,032	1905
1,443,902,244	354,604,064	855,091,245	234,206,935	14,687,963	3,179,319	8,601,374	2,907,270	1906
1,614,703,536	412,019,532	937,282,806	265,401,198	16,114,475	3,681,335	9,302,906	3,130,234	1907*
1,700,708,263	433,913,379	976,863,509	289,931,375	17,027,275	3,819,372	9,919,403	3,288,500	1908
1,863,276,504	473,744,578	1,059,178,683	330,353,243	17,649,464	3,764,341	9,720,997	3,564,126	1909
2,034,276,740	502,519,417	1,143,463,774	388,392,549	18,725,531	4,334,612	10,243,235	4,147,684	1910
.....	.....	.....	.....	.....	.....	.....	.....	1911

STATISTICAL RECORD OF THE

Calendar years.	INSURANCE—*Continued.*							
	FIRE INSURANCE—*Concluded.*				LIFE INSURANCE.			
	Losses Paid.				Policies in Force.			
	Totals.	By Canadian Companies.	By British Companies.	By American Companies.	Totals.	With Canadian Companies.	With British Companies.	With American Companies.
	$	$	$	$	No.	No.	No.	No
1868	.....	.....	.....	.....				
1869	1,027,720	276,116	579,416	172,188				
1870	1,624,837	453,411	1,024,362	147,061				
1871	1,549,199	414,339	922,400	212,460				
1872	1,909,975	510,469	1,136,167	263,339	(No returns prior to 1877.)			
1873	1,682,184	487,649	967,316	227,219				
1874	1,926,159	662,470	1,120,196	143,583				
1875	2,563,531	1,082,206	1,299,612	181,713				
1876	2,867,295	1,599,048	1,168,858	99,389				
1877	8,490,919	2,186,162	5,718,305	586,452	50,830	17,297	9,534	23,999
1878	1,822,674	828,069	880,571	114,034	50,780	18,252	9,736	22,792
1879	2,145,198	687,353	1,275,540	182,305	53,053	21,655	9,465	21,933
1880	1,666,578	701,639	855,423	109,516	56,540	24,388	9,761	22,391
1881	3,169,824	1,336,758	1,669,405	163,661	62,857	29,859	10,242	22,756
1882	2,664,986	733,843	1,768,444	162,699	69,050	34,121	10,884	24,045
1883	2,920,228	760,430	1,992,671	167,127	74,734	37,471	11,625	25,638
1884	3,245,323	762,737	2,290,588	191,998	81,470	42,002	12,330	27,138
1885	2,679,287	597,189	1,895,175	186,923	90,417	46,593	13,062	30,762
1886	3,301,388	739,364	2,338,164	223,860	104,024	52,836	13,454	37,734
1887	3,403,514	764,321	2,335,034	304,159	118,113	62,044	13,838	42,231
1888	3,073,822	750,448	2,094,465	228,909	133,674	72,203	14,740	46,731
1889	2,875,211	678,752	1,968,537	228,922	149,755	81,921	15,111	52,723
1890	3,266,567	736,095	2,229,556	300,916	161,691	91,219	15,589	54,883
1891	3,905,697	940,734	2,553,162	411,801	170,602	96,852	15,794	57,956
1892	4,377,270	792,219	2,878,149	706,902	184,448	107,409	16,469	60,570
1893	5,052,690	797,149	3,496,112	759,429	198,724	118,086	16,759	63,879
1894	4,589,363	801,871	3,094,861	692,631	241,340	130,316	17,075	93,949
1895	4,993,750	807,003	3,402,337	784,410	245,507	140,865	17,304	87,338
1896	4,173,501	713,566	2,845,994	613,941	261,198	150,063	17,541	93,594
1897	4,701,833	718,891	3,334,667	648,275	284,455	168,492	17,828	98,135
1898	4,784,487	587,705	3,557,122	639,660	320,082	189,742	18,308	112,032
1899	5,182,038	637,101	3,867,212	677,725	361,184	209,259	19,178	132,747
1900	7,774,293	1,013,087	5,515,231	1,245,975	396,210	223,422	20,019	152,799
1901	6,774,956	1,009,899	4,889,192	875,865	484,060	239,653	20,288	224,119
1902	4,152,289	865,214	2,724,487	562,588	541,493	268,870	20,966	251,657
1903	5,870,716	1,209,678	3,813,764	857,274	603,823	301,196	21,439	281,188
1904	14,099,534	2,561,475	9,172,919	2,365,140	656,892	328,628	21,723	306,541
1905	6,000,519	1,399,065	3,634,706	966,748	718,081	365,698	22,424	329,959
1906	6,584,291	1,602,131	3,829,244	1,152,916	767,698	395,470	22,911	349,317
1907	8,445,041	1,801,449	5,073,985	1,569,607	825,429	425,503	22,928	376,998
1908	10,279,455	2,655,226	5,776,725	1,847,504	884,025	461,655	22,861	399,509
1909	8,646,826	2,123,508	4,849,587	1,673,731	1,025,368	505,465	23,102	496,801
1910	10,292,393	2,544,650	5,488,726	2,259,017	1,172,125	555,653	23,320	593,152
1911	.....	.....	.....	.....	.....	.....	.....	.....

PROGRESS OF CANADA—*Continued.*

INSURANCE—*Concluded.*

LIFE INSURANCE—*Concluded.*

Amount in Force.				Premiums Received.				Calendar years.
Totals.	With Canadian Companies.	With British Companies.	With American Companies.	Totals.	By Canadian Companies.	By British Companies.	By American Companies.	
$	$	$	$	$	$	$	$	
.....	.....	.....	.....	.....	.....	.....	.....	1868
35,680,082	5,476,358	16,318,475	13,885,249	1,238,359	164,910	515,741	557,708	1869
42,696,712	6,404,437	17,393,922	18,898,353	1,464,347	203,922	531,250	729,175	1870
45,826,035	8,711,111	18,405,425	18,709,499	1,852,974	291,897	570,449	990,628	1871
67,233,684	13,069,811	19,258,166	34,905,707	2,265,522	417,628	596,982	1,250,912	1872
77,500,896	15,777,195	18,862,191	42,861,508	2,597,658	511,235	594,108	1,492,315	1873
85,716,325	19,634,319	19,863,867	46,218,139	2,844,410	638,854	629,808	1,575,748	1874
85,009,264	21,957,296	19,455,607	43,596,361	2,882,387	707,256	623,296	1,551,835	1875
84,250,918	24,649,284	18,873,173	40,728,461	2,803,310	768,543	597,155	1,437,612	1876
85,687,903	26,870,224	19,349,204	39,468,475	2,647,407	770,319	577,364	1,299,724	1877
84,751,937	28,656,556	20,078,533	36,016,848	2,610,677	827,098	586,044	1,197,535	1878
86,273,702	33,246,543	19,410,829	33,616,330	2,606,757	919,315	565,875	1,121,537	1879
91,272,126	37,838,518	19,789,863	33,643,745	2,721,128	1,039,341	579,729	1,102,058	1880
103,290,932	46,041,591	20,983,092	36,266,249	3,094,689	1,291,026	613,595	1,190,068	1881
115,042,048	53,855,051	22,329,368	38,857,629	3,544,605	1,562,085	674,362	1,308,158	1882
124,196,875	59,213,609	23,511,712	41,471,554	3,774,749	1,652,513	707,468	1,414,738	1883
135,453,726	66,519,958	24,317,172	44,616,596	4,132,318	1,869,100	744,227	1,518,991	1884
149,962,146	74,591,139	25,930,272	49,440,735	4,619,978	2,092,986	803,980	1,723,012	1885
171,315,696	88,181,859	27,225,607	55,908,230	5,195,720	2,379,238	827,848	1,988,634	1886
191,694,270	101,796,754	28,163,329	61,734,187	6,001,405	2,825,119	890,332	2,285,954	1887
211,761,583	114,034,279	30,003,210	67,724,094	6,561,848	3,166,883	928,667	2,466,298	1888
231,963,702	125,125,692	30,488,628	76,348,392	8,224,845	4,459,595	979,847	2,785,103	1889
248,424,567	135,218,990	31,613,730	81,591,847	8,004,151	3,921,137	1,022,362	3,060,652	1890
261,475,229	143,368,817	32,407,937	85,698,475	8,417,702	4,258,926	1,030,479	3,128,297	1891
279,110,265	154,709,077	33,692,706	90,708,482	9,070,354	4,729,940	1,088,816	3,251,598	1892
295,622,722	167,475,872	33,543,884	94,602,966	9,632,779	5,156,008	1,073,541	3,403,230	1893
308,161,436	177,511,846	33,911,885	96,737,705	9,909,275	5,435,031	1,079,330	3,394,914	1894
319,257,581	188,326,057	34,341,172	96,590,352	10,292,354	5,702,783	1,137,366	3,452,205	1895
327,800,499	195,303,042	34,837,448	97,660,609	10,602,666	6,075,454	1,137,607	3,389,605	1896
344,012,277	208,655,459	35,293,134	100,063,684	11,215,818	6,598,012	1,174,732	3,443,074	1897
368,523,985	226,209,636	36,606,195	105,708,154	11,994,164	7,107,073	1,210,601	3,676,490	1898
404,170,673	252,201,516	38,025,948	113,943,209	13,038,707	7,805,174	1,276,229	3,957,304	1899
431,069,846	267,151,086	39,485,344	124,433,416	15,006,941	9,373,405	1,372,355	4,261,181	1900
463,769,034	284,684,621	40,216,186	138,868,227	15,189,854	9,133,890	1,346,666	4,709,298	1901
508,812,305	308,202,596	41,556,245	159,053,464	17,077,560	10,048,204	1,415,273	5,614,083	1902
548,443,000	335,638,940	42,127,260	170,676,800	18,240,265	10,882,650	1,435,318	5,922,297	1903
587,880,790	364,640,166	42,608,738	180,631,886	19,969,324	11,959,100	1,473,514	6,536,710	1904
630,334,240	397,946,902	43,809,211	188,578,127	22,080,717	13,947,827	1,500,232	6,632,658	1905
663,217,116	426,870,465	46,393,020	189,953,631	22,364,456	14,093,056	1,583,861	6,687,539	1906
685,523,485	450,573,724	46,462,314	188,487,447	23,143,872	14,963,714	1,567,951	6,612,207	1907
719,516,014	480,266,931	46,161,957	193,087,126	24,697,939	16,081,504	1,546,941	7,069,494	1908
780,356,980	515,415,437	46,985,192	217,956,351	26,506,295	17,438,780	1,590,656	7,476,859	1909
856,113,059	565,667,110	47,816,775	242,629,174	29,771,903	19,952,162	1,580,255	8,239,486	1910
.....	.....	.....	.....	.....	.....	.....	.....	1911

STATISTICAL RECORD OF THE

LOAN COMPANIES AND BUILDING SOCIETIES

Calendar years.	Assets.			Liabilities				
	Total Loans.	Property Owned.	Total Assets.	Capital Paid up.	Deposits.	Debentures Payable.	Other Liabilities	Total Liabilities.
	$	$	$	$	$	$	$	$
1868	.....	.....	3,608,327	2,521,804	.....	.....	.....	3,608,327
1869	.....	.....	4,338,744	2,891,011	.....	.....	.....	4,288,744
1870	.....	.....	5,517,966	3,328,870	.....	.....	.....	5,517,966
1871	.....	.....	8,392,464	4,877,070	2,399,136	.....	.....	8,392,958
1872	.....	.....	9,225,428	5,211,520	2,590,778	.....	.....	9,225,438
1873	.....	.....	10,954,482	6,376,232	2,869,381	.....	.....	10,954,482
1874	15,469,823	759,635	16,229,408	8,042,158	4,614,813	.....	.....	16,229,408
1875	18,890,809	1,160,471	20,051,280	10,088,999	5,020,707	.....	.....	20,051,677
1876	23,258,680	1,238,327	24,497,007	11,695,772	6,126,377	2,314,419	4,360,139	24,497,007
1877	28,993,843	1,486,828	30,480,671	13,858,634	7,102,186	3,922,905	5,569,530	30,453,255
1878	34,703,748	2,190,161	36,893,909	17,287,539	8,269,295	5,673,492	6,378,826	37,609,152
1879	35,675,687	3,708,532	39,384,219	17,474,657	9,126,148	6,393,859	6,029,752	39,324,416
1880	58,493,037	11,495,598	69,988,635	24,495,975	11,713,633	23,212,768	9,095,093	68,517,469
1881	61,498,542	9,408,096	73,906,638	25,845,639	13,460,268	23,154,234	9,504,876	71,965,017
1882	72,021,310	9,642,391	81,663,701	28,798,743	14,241,783	26,670,361	10,372,624	80,083,511
1883	74,126,165	10,469,085	84,595,250	30,399,446	13,954,461	29,620,471	10,542,839	84,517,217
1884	77,267,358	10,339,323	87,606,681	30,541,251	13,876,516	32,268,367	12,133,304	87,819,438
1885	82,084,049	10,094,126	92,178,175	31,811,621	15,435,085	34,798,039	10,894,590	92,939,335
1886	88,094,260	9,922,732	98,016,992	31,874,858	16,226,581	38,905,843	11,367,936	98,375,218
1887	90,611,278	10,618,032	101,229,310	32,125,010	18,251,423	38,960,314	12,248,072	101,584,819
1888	96,878,812	12,551,346	109,430,158	32,410,359	17,307,034	43,797,456	14,364,127	107,878,976
1889	102,091,908	14,284,911	116,376,819	34,052,456	17,757,377	48,544,222	14,642,454	114,996,509
1890	108,825,811	14,060,705	122,886,516	34,659,312	17,893,567	53,424,241	15,752,467	121,729,587
1891	110,082,219	14,958,927	125,041,146	34,658,749	18,482,959	54,898,094	15,875,902	123,915,704
1892	113,659,640	16,466,760	130,126,400	35,097,101	19,392,165	57,837,230	16,709,700	129,036,196
1893	115,346,786	17,903,499	133,250,285	35,445,252	18,531,573	59,436,500	18,997,112	132,410,437
1894	121,692,979	20,620,370	142,313,349	39,131,766	20,782,944	57,541,710	24,066,812	141,523,232
1895	120,351,688	22,429,681	142,781,369	40,504,504	19,945,944	57,126,962	24,307,080	141,884,490
1896	119,536,757	24,350,620	143,887,377	42,038,794	19,404,879	56,505,383	25,347,228	143,296,284
1897	114,672,408	27,856,394	142,528,802	43,229,920	19,667,112	53,224,647	25,805,198	141,926,877
1898	116,143,533	29,235,377	145,378,910	44,615,756	18,986,154	53,040,982	28,227,356	144,870,248
1899	119,792,878	28,821,242	148,614,120	47,337,544	19,466,676	51,328,895	30,010,381	148,143,496
1900	123,419,223	29,221,042	152,640,265	48,894,492	19,959,462	50,694,649	33,091,663	152,640,266
1901	125,887,914	32,635,396	158,523,307	50,383,101	20,756,910	51,763,036	35,620,260	158,523,307
1902	130,921,549	31,610,144	162,531,693	51,685,596	21,068,742	52,848,429	36,928,926	162,531,693
1903	134,295,247	33,004,500	167,299,747	51,033,233	19,958,640	54,272,808	42,035,066	167,299,747
1904	140,701,629	36,183,383	176,885,012	51,317,181	21,353,315	55,190,339	49,024,177	176,885,012
1905	160,370,957	47,710,270	208,081,227	52,046,424	22,270,481	61,980,678	68,783,614	208,081,227
1906	170,122,424	61,954,023	232,076,447	53,465,734	23,046,194	68,390,540	87,173,979	232,076,447
1907	175,375,676	65,229,061	240,604,737	54,778,169	17,675,578	71,114,368	97,036,622	240,604,737
1908	181,085,100	82,480,972	263,566,072	54,267,491	22,953,577	76,259,970	110,085,034	263,566,072
1909	207,468,197	93,026,109	300,494,306	55,673,986	27,772,937	83,141,299	133,710,997	300,299,219
1910	232,145,570	115,555,977	347,701,547	58,870,486	25,421,628	92,919,713	170,335,687	347,547,514
1911	.....	.....	.....	.....	.....	.....	.....	.....

PROGRESS OF CANADA—*Continued.*

MINERAL PRODUCTION.

Total Mineral Production	Metallic Minerals.							Calendar years
	Total Metallic Minerals.	Principal metallic minerals.						
		Copper.	Gold.	Lead.	Nickel.	Pig Iron from Canadian Ore.	Silver.	
$	$	$	$	$	$	$	$	
.....	.....	.....	.....	.....	.....	.....	.....	1868
.....	.....	.....	.....	.....	.....	.....	.....	1869
.....	.....	.....	.....	.....	.....	.....	.....	1870
.....	.....	.....	.....	.....	.....	.....	.....	1871
.....	.....	.....	.....	.....	.....	.....	.....	1872
.....	.....	.....	.....	.....	.....	.....	.....	1873
.....	.....	.....	.....	.....	.....	.....	.....	1874
.....	.....	.....	.....	.....	.....	.....	.....	1875
.....	.....	.....	.....	.....	.....	.....	.....	1876
.....	.....	.....	.....	.....	.....	.....	.....	1877
.....	.....	.....	.....	.....	.....	.....	.....	1878
.....	.....	.....	.....	.....	.....	.....	.....	1879
.....	.....	.....	.....	.....	.....	.....	.....	1880
.....	.....	.....	.....	.....	.....	.....	.....	1881
.....	.....	.....	.....	.....	.....	.....	.....	1882
.....	.....	.....	.....	.....	.....	.....	.....	1883
.....	.....	.....	.....	.....	.....	.....	.....	1884
.....	.....	.....	.....	.....	.....	.....	.....	1885
10,221,255	2,118,608	385,550	1,365,496	.....	.....	.....	209,090	1886
11,321,331	2,073,746	366,798	1,187,804	9,216	.....	.....	347,271	1887
12,518,894	2,628,292	927,107	1,098,610	29,813	.....	.....	410,998	1888
14,013,913	3,251,299	936,341	1,291,159	6,488	498,286	.....	358,785	1889
16,763,353	3,614,488	947,153	1,149,776	4,704	933,232	.....	419,118	1890
18,976,616	5,421,659	1,149,598	930,614	3,857	2,775,976	.....	409,549	1891
16,628,417	3,698,697	818,580	907,601	33,064	1,399,956	.....	272,130	1892
20,035,082	4,630,495	871,809	976,603	79,636	2,071,151	.....	330,128	1893
19,933,857	4,688,551	739,659	1,128,688	187,636	1,870,958	.....	534,049	1894
20,505,917	6,087,114	836,228	2,083,674	531,716	1,360,984	.....	1,030 299	1895
22,474,256	8,030,633	1,021,960	2,754,774	721,159	1,188,990	.....	2,149,505	1896
28,485,023	13,780,314	1,501,666	6,027,016	1,396,853	1.399,176	.....	3,323,395	1897
38,412,431	21,741,865	2,134,980	13,775,420	1,206,399	1,820,838	.....	2,593,929	1898
49,234,005	29,282,823	2,655,319	21,261,584	977,250	2,067,840	.....	2,032,658	1899
64,420,983	40,521,807	3,065,922	27,908,153	2,760,521	3,327,707	583,158	2,740,362	1900
65,804,611	41,939,500	6,096,581	24,128,503	2,249,387	4,594,523	1,212,113	3,265,354	1901
63,211,634	35,924,651	4,511,383	21,336,667	934,095	5,025,903	1 043,007	2,238,351	1902
61,740,513	33,210.147	5,649,487	18,843,590	768,562	5,002,204	707,838	1,709,642	1903
60,073,897	30,924,897	5,306,635	16,462,517	1,617,221	4,219,153	1,007,864	2,047,095	1904
69,078,999	36,946,212	7,497,660	14,159,195	2,676,632	7,550,526	1,032,116	3,614,883	1905
79,286,697	41,949,563	10,720,474	11,502,120	3,089,187	8,948,834	1,856,516	5,659,455	1906
86,947,511	42,426,607	11,398,120	8,382,780	2.542,086	9,535,407	1,982,307	8,348,659	1907
85,557.101	41,968,791	8,413,876	9,842,105	1,814,221	8,231,538	1,664,302	11,686,239	1908
91,831,441	44,156,841	6,814.754	9,382,230	1,692,139	9,461,877	2,222,215	14,178,504	1909
106,823,623	49,438,873	7.094,094	10,205.835	1,216,249	11,181,310	1,650,849	17,580,455	1910
.....	.....	.....	.....	.....	.....	.....	.....	1911

STATISTICAL RECORD OF THE

Calendar years.	MINERAL PRODUCTION—*Concluded.*							
	NON-METALLIC MINERALS.							
	Total Non-Metallic Minerals.	Principal Non-Metallic Minerals.						
		Asbestos.	Bricks.	Building Stone.	Cement.	Coal.	Gypsum.	Petroleum
	$	$	$	$	$	$	$	$
1868	.....	.....	.....	.....	.....	.....	.....	.....
1869	.....	.....	.....	.....	.....	.....	.....	.....
1870	.....	.....	.....	.....	.....	.....	.....	.....
1871	.....	.....	.....	.....	.....	.....	.....	.....
1872	.....	.....	.....	.....	.....	.....	.....	.....
1873	.....	.....	.....	.....	.....	.....	.....	.....
1874	.....	.....	.....	.....	.....	.....	.....	.....
1875	.....	.....	.....	.....	.....	.....	.....	.....
1876	.....	.....	.....	.....	.....	.....	.....	.....
1877	.....	.....	.....	.....	.....	.....	.....	.....
1878	.....	.....	.....	.....	.....	.....	.....	.....
1879	.....	.....	.....	.....	.....	.....	.....	.....
1880	.....	.....	.....	.....	.....	.....	.....	.....
1881	.....	.....	.....	.....	.....	.....	.....	.....
1882	.....	.....	.....	.....	.....	.....	.....	.....
1883	.....	.....	.....	.....	.....	.....	.....	.....
1884	.....	.....	.....	.....	.....	.....	.....	.....
1885	.....	.....	.....	.....	.....	.....	.....	.....
1886	8,102,647	206,251	873,600	642,509	.....	3,739,840	178,742	525,655
1887	9,247,585	226,976	986,689	552,267	81,909	4,388,206	157,277	556,708
1888	9,890,602	255,007	1,036,746	611,712	35,593	4,674,140	179,393	713,695
1889	10,762,614	426,554	1,273,884	913,691	69,790	4,894,287	205,108	653,600
1890	13,148,865	1,260,240	1,266,982	961,783	92,405	5,676,247	194,033	902,734
1891	13,554,957	999,878	1,061,536	708,736	108,561	7,019,425	206,251	1,010,211
1892	12,929,720	390,462	1,251,934	609,827	147,663	6,363,757	241,127	984,438
1893	15,404,587	310,156	1,800,000	1,100,000	194,015	7,359,080	196,150	874,255
1894	15,245,306	420,825	1,800,000	1,200,000	144,637	7,429,468	202,031	835,322
1895	14,418,803	368,175	1,670,000	1,095,000	173,675	6,739,153	202,608	1,086,738
1896	14,443,623	429,856	1,600,000	1,000,000	201,651	7,226,462	178,061	1,155,647
1897	14,704,709	445,368	1,600,000	1,000,000	275,273	7,303,597	244,531	1,011,546
1898	16,670,566	491,197	1,900,000	1,300,000	397,580	8,224,288	232,515	1,061,747
1899	19,951,182	485,849	2,195,000	1,500,000	633,291	10,283,497	257,329	1,202,020
1900	23,899,176	748,431	2,275,000	1,520,000	662,910	13,742,178	259,009	1,151,007
1901	23,865,111	1,259,759	2,400,000	1,650,000	660,030	12,699,243	340,148	1,008,275
1902	27,286,983	1,148,319	2,593,000	1,900,000	1,127,550	15,210,877	359,277	951,190
1903	28,530,366	929,757	2,832,000	1,975,000	1,225,247	15,942,833	388,459	1,048,974
1904	29,149,000	1,226,352	2,983,200	1,930,000	1,338,239	16,592,231	373,474	935,895
1905	32,132,787	1,503,259	3,933,925	1,830,000	1,924,044	17,520,263	586,168	856,028
1906	37,337,134	2,036,428	4,102,590	1,830,000	3,170,859	19,732,019	643,294	761,760
1907	44,520,909	2,505,042	4,250,246	1,830,000	3,781,371	24,381,842	646,914	1,057,088
1908	43,482,739	2,573,335	3,499,435	1,809,000	3,709,954	25,194,573	575,701	747,102
1909	47,674,600	2,284,587	4,910,509	3,127,135	5,345,802	24,781,236	809,632	559,604
1910	57,384,750	2,555,974	5,991,628	3,650,919	6,412,215	30,909,779	934,446	388,550
1911	.....	.....	.....	.....	.....	.....	.....	.....

PROGRESS OF CANADA—*Continued.*

POST OFFICE STATISTICS.

Post Offices.	Money Orders Issued. Orders Issued in Canada.	Money Orders Issued. Value of Orders Issued in Canada.	Money Orders Issued. Value of Orders Payable in Canada.	Letters Sent.	Post Cards Sent.	Revenue.	Expenditure.	Fiscal years.
No.	No.	$	$	No.	No.	$	$	
3,638	90,163	3,352,881	2,959,763	18,100,000	.....	1,024,702	1,053,570	1868
3,756	96,627	3,563,645	3,193,306	21,920,000	.....	973,056	1,079,828	1869
3,820	110,021	3,910,250	3,489,610	24,500,000	.....	1,010,767	1,155,261	1870
3,943	120,521	4,546,434	4,067,735	27,050,000		1,079,767	1,271,006	1871
4,135	136,422	5,154,120	4,573,020	30,600,000		1,193,062	1,369,163	1872
4,518	161,096	6,239,505	5,569,298	34,579,000		1,406,984	1,553,601	1873
4,706	179,851	6,757,427	6,090,173	39,358,000		1,476,208	1,695,480	1874
4,892	181,091	6,711,539	6,132,095	42,000,000		1,536,510	1,873,241	1875
5,015	238,668	6,866,618	6,157,813	41,800,000	4,646,000	1,484,886	1,959,758	1876
5,161	253,962	6,856,821	6,164,826	41,510,000	5,450,000	1,501,135	2,075,618	1877
5,378	269,417	7,130,896	6,412,577	44,000,000	6,455,000	1,620,022	2,110,365	1878
5,606	281,725	6,788,723	6,086,521	43,900,000	6,940,000	1,534,363	2,167,266	1879
5,773	306,088	7,207,837	6,385,211	45,800,000	7,800,000	1,648,017	2,286,611	1880
5,935	338,238	7,725,212	6,679,547	48,170,000	9,640,000	1,800,711	2,333,189	1881
6,171	372,248	8,354,154	7,018,526	56,200,000	11,300,000	2,022,098	2,459,356	1782
6,395	419,613	9,490,899	7,634,735	62,800,000	12,940,000	2,264,385	2,687,394	1883
6,837	463,502	10,067,835	7,971,920	66,100,000	13,580,000	2,330,741	2,931,387	1884
7,084	499,243	10,384,211	8,2[illegible]4,003	6[illegible],400,000	13,800,000	2,400,062	3,097,882	1885
7,295	529,458	10,231,189	8,146,096	71,000,000	15,109,000	2,469,380	3,380,429	1886
7,534	574,899	10,328,985	8,093,887	74,300,000	16,356,000	2,603,256	3,458,100	1887
7,671	630,968	10,916,618	8,520,776	80,200,000	16,586,000	2,966,398	3,533,397	1888
7,838	673,813	11,265,920	8,692,419	92,668,000	19,355,000	2,984,223	3,746,040	1889
7,913	780,503	11,997,861	9,359,434	94,100,000	19,480,000	3,221,615	3,940,696	1890
8,061	855,619	12,478,178	9,854,052	97,975,000	20,300,000	3,374,888	4,020,740	1891
8,288	919,996	12,825,701	10,210,099	102,850,000	20,815,000	3,542,611	4,205,985	1892
8,477	967,866	12,902,976	10,404,857	106,290,000	22,790,000	3,696,062	4,343,758	1893
8,664	1,042,410	13,245,990	10,487,280	107,145,000	23,695,000	3,734,419	4,442,339	1894
8,832	1,092,052	13,187,322	10,736,648	107,565,000	24,025,000	3,815,456	4,616,313	1895
9,1[illegible]3	1,131,152	13,081,861	10,726,661	116,028,000	24,794,000	4,005,891	4,705,282	1896
9,191	1,162,209	12,987,231	10,680,835	123,830,000	26,140,000	4,311,243	4,897,783	1897
9,282	1,164,857	14,518,480	12,082,658	134,975,000	28,153,000	4,686,650	4,734,252	1898
9,420	1,061,373	14,467,997	12,001,224	150,375,000	27,450,000	4,336,279	4,793,699	1899
9,627	1,074,922	16,209,069	13,148,520	178,292,000	27,130,000	4,366,611	4,919,853	1900
9,834	1,151,024	17,956,258	14,324,289	191,650,000	26,842,000	4,641,608	5,153,622	1901
9,954	1,446,129	23,549,402	18,423,035	213,628,000	26,343,000	5,158,408	5,240,784	1902
10,150	1,668,705	26,868,202	20,761,078	235,791,000	26,646,000	5,683,162	5,390,508	1903
10,460	1,869,23[illegible]	29,6[illegible]2,81[illegible]	21,706,474	259,190,000	27,178,000	6,306,420	6,001,636	1094
10,879	1,924,130	32,349,476	23,410,485	285,541,000	29,941,000	6,786,089	6,295,245	1905
11,141	2,178,549	37,355,673	26,133,565	323,644,000	33,674,000	7,708,142	6,696,377	1906
11,377	1,845,278	32,160,098	21,958,855	273,071,000	28,270,000	6,535,093	5,452,792	1907*
11,823	2,990,691	49,974,007	31,836,629	396,011,000	40,664,000	9,483,166	8,381 340	1908
12,479	3,596,299	52,627,770	36,577,552	414,301,000	42,179,000	9,927,914	9,128 076	1909
12,887	4,178,752	60,967,162	41,595,206	456,085,000	45,104,000	11,068,753	10,325,543	1910
13,324	4,840,896	70,614,862	45,451,425	504,233,000	49,313,000	12,212,952	11,020,223	1911

* 9 months.

STATISTICAL RECORD OF THE

Seasons of navigation.	RAILWAYS							
	CANALS.							
	Vessels through.						Passengers Carried.	Freight Carried.
	Canadian.		American.		Totals.			
	No.	Tonnage.	No.	Tonnage.	No.	Tonnage.	No.	Tons.
1868	...	...	...	...	...	...	...	...
1869	...	...	...	...	...	...	...	...
1870	...	...	...	...	...	...	...	...
1871	...	...	...	...	...	...	...	...
1872	...	...	...	...	...	...	...	...
1873	...	...	...	...	...	...	...	...
1874	...	...	...	...	...	...	...	...
1875	...	...	...	...	...	...	...	...
1876	...	...	...	...	...	...	...	...
1877	...	...	...	...	...	...	...	...
1878	...	...	...	...	...	...	...	...
1879	...	...	...	...	...	...	...	...
1880	...	...	...	...	...	...	...	...
1881	...	...	...	...	...	...	...	...
1882	...	...	...	...	...	...	...	...
1883	...	...	...	...	...	...	...	...
1884	...	...	...	...	...	...	...	...
1885	17,312	2,681,639	3,795	547,438	21,107	3,229,077	70,571	2,673,641
1886	19,844	2,945,613	4,147	667,953	23,991	3,613,566	78,762	2,969,093
1887	18,991	2,847,952	3,883	566,680	22,874	3,414,632	82,914	2,720,516
1888	17,661	2,640,322	3,921	631,777	21,582	3,272,099	75,797	2,761,597
1889	19,393	2,995,582	4,542	830,648	23,935	3,826,230	81,362	3,166,368
1890	20,655	3,139,472	3,364	721,397	24,019	3,860,869	127,135	2,913,047
1891	19,246	3,135,454	3,602	835,116	22,848	3,973,570	146,336	2,902,526
1892	21,177	3,401,965	3,928	871,795	25,105	4,273,760	152,439	3,031,736
1893	20,857	3,434,054	4,585	1,286,295	25,342	4,720,349	134,189	3,546,989
1894	19,027	3,048,904	4,131	1,012,027	23,158	4,060,931	142,124	2,942,715
1895	17,745	3,109,593	5,010	1,509,771	22,755	4,619,364	154,588	3,336,068
1896	23,042	4,039,113	7,716	5,033,869	30,758	9,072,982	166,000	7,991,073
1897	23,375	4,046,283	7,024	4,702,339	30,398	8,748,622	157,682	8,560,969
1898	23,320	4,201,916	6,128	3,624,463	29,448	7,826,379	177,982	6,618,475
1899	23,579	4,308,571	6,101	3,285,733	29,680	7,594,304	213,711	6,225,924
1900	21,755	4,129,250	5,502	2,408,985	27,257	6,538,235	217,036	5,013,393
1901	20,860	3,980,264	5,634	2,482,274	26,494	6,462,538	190,428	5,665,259
1902	22,198	4,485,695	6,433	4,086,439	28,631	8,572,134	188,086	7,513,197
1903	23,767	5,212,832	6,695	4,236,475	30,462	9,449,307	236,823	9,203,817
1904	21,851	4,772,100	6,253	3,655,905	28,104	8,428,005	219,137	8,256,236
1905	23,726	5,191,191	7,085	5,096,241	30,811	10,287,432	233,545	9,371,744
1906	25,498	5,526,321	7,319	5,685,315	32,817	11,211,636	256,500	10,523,185
1907	28,833	6,328,911	9,328	11,604,834	38,161	17,933,745	279,199	20,543,639
1908	29,040	6,780,789	7,489	8,521,139	36,529	15,301,928	280,830	17,502,820
1909	22,507	7,811,578	9,996	16,459,322	32,503	24,270,900	272,222	33,720,748
1910	25,337	8,931,790	11,462	21,777,297	36,799	30,709,087	320,574	42,990,608
1911	...	...	...	...	...	...	...	...

PROGRESS OF CANADA—*Continued.*

AND CANALS.

Steam Railways.								
Miles in Operation.	Earnings. Total Gross.	Earnings. From Freight Traffic.	Earnings. From Passenger Traffic.	Expenses. — Operating.	Earnings. — Net.	Freight Carried.	Passengers Carried.	Years ended June 30.
No.	$	$	$	$	$	Tons.	No.	
2,270	12,116,716	.....	.....	.....	.....	.....	.....	1868
2,524	12,798,303	.....	.....	.....	.....	.....	.....	1869
2,617	13,451,289	.....	.....	.....	.....	.....	.....	1870
2,695	14,485,648	.....	.....	.....	.....	.....	.....	1871
2,899	15,436,018	.....	.....	.....	.....	.....	.....	1872
3,832	17,139,876	.....	.....	.....	.....	.....	.....	1873
4,331	16,286,898	.....	.....	.....	.....	.....	.....	1874
4,804	19,470,539	12,073,570	6,410,934	15,775,532	3,695,007	5,670,836	5,190,416	1875
5,218	19,358,085	12,211,158	6,254,866	15,802,721	3,555,364	6,331,757	5,544,814	1876
5,782	18,742,053	11,321,264	6,458,493	15,290,091	2,451,962	6,859,796	6,073,233	1877
6,226	20,520,078	13,129,191	6,386,325	16,100,102	4,419,976	7,883,472	6,443,924	1878
6,858	19,925,066	12,509,093	6,459,598	16,188,282	3,736,784	8,348,810	6,523,816	1879
7,194	23,561,447	15,506,935	7,076,339	16,840,705	6,720,742	9,938,858	6,462,948	1880
7,331	27,987,509	18,666,982	8,223,254	20,121,418	7,866,091	12,065,323	6,943,671	1881
8,697	29,027,789	17,729,945	10,018,477	22,390,708	6,637,081	13,575,787	9,352,335	1882
9,577	33,244,586	21,320,208	10,538,119	24,691,667	8,552,919	13,266,255	9,579,984	1883
10,273	33,421,705	20,763,243	11,204,036	25,595,341	7,826,364	13,712,269	9,982,358	1884
10,773	32,227,469	19,962,058	10,559,796	24,015,351	8,212,118	14,659,271	9,672,599	1885
11,793	33,389,382	21,183,967	10,261,691	24,177,582	9,211,800	15,670,460	9,861,024	1886
12,184	38,841,609	24,581,047	11,867,597	27,624,683	11,216,926	16,356,335	10,698,638	1887
12,585	42,159,152	26,410,084	12,744,636	30,652,046	11,507,106	17,172,759	11,461,791	1888
12,585	42,149,615	26,671,049	13,242,708	31,038,045	11,111,570	17,928,626	12,151,105	1889
13,151	46,843,826	29,921,788	13,731,768	32,913,356	13,930,476	20,787,469	12,821,262	1890
13,838	48,192,099	30,548,645	14,286,408	34,960,449	13,231,650	21,753,021	13,222,568	1891
14,564	51,685,768	33,230,171	14,788,465	36,488,228	15,197,540	22,189,933	13,533,414	1892
15,005	52,042,396	32,935,028	15,087,299	36,616,033	15,426,363	22,003,599	13,618,027	1893
15,627	49,552,528	29,982,482	15,452,420	35,218,432	14,334,096	20,721,116	14,462,489	1894
15,977	46,785,486	29,545,490	13,311,440	32,749,668	14,035,818	21,524,421	13,987,580	1895
16,270	50,545,569	32,368,082	13,747,773	35,042,654	15,502,915	24,266,825	14,810,407	1896
16,550	52,353,276	33,522,102	13,929,346	35,168,665	17,184,611	25,300,331	16,171,338	1897
16,870	59,715,105	38,508,175	15,622,331	39,137,549	20,577,556	28,785,903	18,444,049	1898
17,250	62,243,784	40,101,036	15,929,583	40,706,217	21,537,567	31,211,753	19,133,365	1899
17,657	70,740,270	45,643,699	18,581,452	47,699,798	23,040,472	35,946,183	21,500,175	1900
18,140	72,898,749	46,665,103	19,396,302	50,368,726	22,530,023	36,999,371	18,385,722	1901
18,714	83,666,503	53,986,672	22,600,090	57,343,592	26,322,911	42,376,521	20,679,974	1902
18,988	96,064,527	63,089,448	24,862,109	67,481,523	28,583,004	47,373,417	22,148,742	1903
19,431	100,219,436	64,673,919	26,901,831	74,563,161	25,656,275	48,097,519	23,640,765	1904
20,487	106,467,199	68,203,320	28,959,649	79,977,573	26,489,626	50,893,957	25,288,723	1905
21,353	125,322,865	81,433,115	33,392,188	87,129,434	38,193,431	57,966,713	27,989,782	1906
22,452	146,738,214	94,995,087	39,184,438	103,748,672	42,989,542	63,866,135	32,137,319	1907
22,966	146,918,314	93,746,655	39,992,503	107,304,143	39,614,171	63,071,167	34,044,992	1908
24,104	145,056,336	96,685,076	39,073,488	104,600,084	40,456,252	66,842,258	32,683,309	1909
24,731	173,956,217	117,497,604	46,018,880	120,405,440	53,550,777	74,482,866	35,894,575	1910
25,400	188,733,494	126,570,534	50,566,894	131,034,785	57,698,709	79,884,282	37,097,718	1911

STATISTICAL RECORD OF THE

Fiscal years	SHIPPING.									
	Sea-Going.				Vessels, except Ferries Employed on Inland Waters.				Vessels Employed	
	Arrived.		Departed.		Arrived.		Departed.		Arrived.	
	Vessels	Tons.	Vessels.	Tons.	Vessels.	Tons.	Vessels	Tons.	Vessels.	Tons.
1868	8,038	2,104,009	7,978	2,215,312	20,855	4,399,850	19,259	4,263,654	No returns given ployed in coast 1876.	
1869	9,654	2,459,083	9,597	2,537,482	16,988	2,774,836	17,061	2,689,643		
1870	9,567	2,608,519	8,948	2,476,354	17,866	3,187,596	18,804	3,143,391		
1871	10,353	2,521,573	9,575	2,594,460	21,197	4,055,198	20,512	3,954,797		
1872	10,358	2,989,793	9,898	2,956,911	17,436	3,582,148	16,233	3,279,308		
1873	11,089	3,032,746	10,508	3,052,789	18,960	2,994,434	17,492	2,669,028		
1874	9,282	3,077,987	8,471	2,973,374	16,546	2,805,789	15,466	2,542,707		
1875	7,881	2,521,134	7,724	2,808,074	14,076	2,176,529	13,131	2,021,718		
1876	8,414	2,972,459	8,349	2,938,305	13,908	2,108,364	12,676	1,892,071	31,302	5,167,528
1877	8,808	3,295,987	8,952	3,348,835	15,267	2,363,244	13,686	2,083,178	32,048	4,472,628
1878	8,836	3,341,465	8,680	3,342,919	15,844	2,814,816	14,667	2,555,690	30,814	5,475,733
1879	8,576	3,049,521	8,425	3,039,029	16,268	2,889,510	14,572	2,668,752	30,850	6,118,702
1880	9,307	3,487,735	9,063	3,298,979	17,441	3,707,885	17,065	3,083,246	36,126	7,162,257
1881	10,444	4,032,946	10,320	4,071,391	16,804	2,934,503	15,985	2,763,592	37,429	7,664,863
1882	10,638	3,933,152	10,500	4,003,410	17,450	2,650,835	17,032	2,792,485	37,996	7,515,476
1883	10,781	4,004,357	10,727	3,968,420	17,012	2,987,557	16,310	2,810,401	38,244	8,056,736
1884	11,160	4,250,665	11,183	4,233,636	16,768	3,084,924	16,045	2,789,801	40 300	8,114,637
1885	10,639	3,800,664	10,553	3,843,951	14,842	3,403,823	15,117	3,036,274	41,879	8,314,898
1886	10,603	4,026,415	10,768	4,018,156	15,284	3,022,069	15,673	2,902,592	44,850	8,538,502
1887	13,203	4,236,765	12,947	4,125,671	15,854	2,909,147	15,931	2,819,415	48,733	9,138,456
1888	15,675	4,623,506	15,132	4,574,297	16,595	3,039,985	16,901	2,979,520	50,929	9,789,806
1889	14,155	4,611,392	14,389	4,685,209	18,406	3,365,103	18,107	3,392,517	52,927	10,219,856
1890	15,722	5,215,476	15,402	5 112,809	20,608	4,067,921	20,693	4,049,894	60,550	11,690,636
1891	15,548	5,273,935	15,773	5,421,261	19,000	4,098,434	19,008	4,009,018	64,178	12,835,774
1892	15,672	5,475,999	15,289	5,276,975	17,058	4,081,605	17,324	3,857,866	62,606	12,935,782
1893	13,691	5,371,618	13,856	5,236,998	17,952	4,136,484	17,682	3,794,439	60,524	12,794,532
1894	14,297	5,775,810	14,043	5,504,726	18,306	4,864,029	19,360	4,208,516	60,421	13,876,293
1895	14,158	5,575,657	13,718	5,401,172	16,539	4,222,713	15,874	3,901,421	60,308	13,234,015
1896	15,291	5,895,360	14,511	5,563,464	18,135	5,323,260	17,047	5,088,389	63,215	14,049,916
189,	13,701	6,091,433	13,393	5,919,547	16,694	4,716,845	16,601	6,646,108	63,989	14,439,736
1898	14,190	6,365,802	13,597	6,219,683	18,777	5,951,705	17,483	6,208,926	73,211	15,471,070
1899	13,909	6,733,151	13,212	6,503,903	20,163	5,986,132	19,533	6,196,924	71,377	15,929,325
1900	14,607	7,262,721	13,939	6,912,400	21,699	6,438,924	21,195	6,300,050	73,503	17,245,694
1901	13,752	7,514,732	12,953	7,028,330	20,814	5,720,575	20,313	5,766,171	71,804	17,927,959
1902	15,339	7,603,034	14,967	7,128,454	23,585	7,595,741	23,822	7,698,175	81,243	21,245,649
1903	14,278	8,050,516	14,054	7,790,659	30,819	9,107,386	30,575	8,706,482	83,251	23,285,070
1904	14,985	8,143,856	15,059	7,682,849	21,110	8,122,839	20,516	7,252,661	79,331	23,412,880
1905	13,926	7,993,770	13,871	7,594,685	20,760	7,970,290	21,433	8,719,075	77,290	22,655,604
1906	15,282	8,895,353	14,534	7,948,076	22,646	9,352,653	22,525	8,536,090	78,584	23,513,604
1907*	10,674	7,121,468	9,801	6,783,406	20,060	8,603,411	19,870	8,087,606	54,457	16,415,831
1908	15,087	10,189,275	14,717	9,301,996	22,322	9,712,052	23,486	10,371,708	81,012	26,734,746
1909	15,140	10,264,187	15,042	9,501,689	21,774	10,626,876	21,763	10,308,851	81,705	27,645,022
1910	15,008	10,950,600	14,776	9,853,713	22,919	12,084,359	23,362	11,679,319	88,706	29,912,254
1911	15,235	11,919,339	14,709	10,377,847	23,820	13,286,102	23,668	11,846,257	93,402	34,280,669

* 9 months.

PROGRESS OF CANADA—*Continued.*

SHIPPING—*Concluded.*

IN COASTING TRADE.		RECAPITULATION—TOTAL VESSELS ARRIVED AND DEPARTED.						Fiscal years.
Departed.		Arrived.		Departed.		Totals.		
Vessels.	Tons.	Vessels.	Tons.	Vessels.	Tons.	Vessels.	Tons.	
		28,893	6,503,859	27,237	6,478,966	56,130	12,982,825	1868
		26,642	5,233,919	26,658	5,227,125	53,300	10,461,044	1869
showing vessels em-		27,433	5,796,115	27,752	5,619,745	55,185	11,415,860	1870
ing trade prior to		31,550	6,576,771	30,087	6,549,257	61,637	13,126,028	1871
		27,794	6,571,941	26,131	6,236,219	53,925	12,808,160	1872
		30,049	6,027,180	28,000	5,721,817	58,049	11,748,997	1873
		25,828	5,883,776	23,937	5,516,081	49,765	11,399,857	1874
		21,957	4,697,663	20,855	4,829,792	42,812	9,527,455	1875
30,273	5,133,411	53,624	10,248,351	51,298	9,963,787	104,922	20,212,138	1876
30,776	4,496,234	56,123	10,131,859	53,414	9,928,247	109,537	20,060,106	1877
30,232	5,571,928	55,494	11,632,014	53,579	11,470,537	109,073	23,102,551	1878
29,663	5,947,981	55,694	12,057,733	52,660	11,655,762	108,354	23,713,495	1879
34,367	6,890,756	62,874	14,357,877	60,495	13,272,981	123,369	27,630,858	1880
36,308	7,451,903	64,677	14,632,312	62,613	14,286,886	127,290	28,919,198	1881
37,770	7,275,588	66,084	14,099,463	65,302	14,071,483	131,386	28,170,946	1882
36,916	7,626,830	66,037	15,048,650	63,953	14,405,651	129,990	29,454,301	1883
39,070	7,359,070	68,228	15,450,226	66,298	14,382,507	134,526	29,832,733	1884
40,269	7,629,524	67,360	15,519,385	65,939	14,509,749	133,299	30,029,134	1885
44,210	7,829,772	70,737	15,586,986	70,651	14,750,520	141,388	30,337,506	1886
47,454	8,375,221	77,790	16,284,368	76,332	15,320,307	154,122	31,604,675	1887
49,187	8,999,473	83,199	17,453,297	81,220	16,553,290	164,419	34,006,587	1888
51,120	9,614,721	85,488	18,196,351	83,616	17,692,447	169,104	35,888,798	1889
58,579	11,106,479	96,880	20,974,033	94,674	20,269,182	191,554	41,243,215	1890
61,386	12,150,356	98,726	22,208,143	96,167	21,580,635	194,893	43,788,778	1891
59,830	12,174,147	95,336	22,493,386	92,443	21,308,988	187,779	43,802,374	1892
57,739	11,784,591	92,167	22,302,634	89,277	20,816,023	181,444	43,118,657	1893
58,448	12,684,675	93,024	24,516,132	91,851	22,397,917	184,875	46,914,049	1894
58,221	12,239,419	91,005	23,032,385	87,813	21,542,012	178,818	44,574,397	1895
61,802	13,381,837	96,641	25,268,536	93,360	24,033,690	190,001	49,302,226	1896
60,135	12,828,243	94,384	25,248,014	90,129	25,393,898	184,513	50,641,912	1897
69,634	14,162,880	106,178	27,788,577	100,714	26,591,489	206,892	54,380,066	1898
67,992	14,625,106	105,449	28,648,608	100,737	27,325,933	206,186	55,974,541	1899
69,726	16,386,036	109,809	30,947,339	104,860	29,598,486	214,669	60,545,825	1900
69,102	16,516,837	106,370	31,163,266	102,368	29,311,338	208,738	60,474,604	1901
77,214	19,455,258	120,167	36,444,424	116,003	34,281,887	236,170	70,726,311	1902
79,513	21,705,288	128,348	40,442,972	124,142	38,202,429	252,490	78,645,401	1903
75,419	22,092,242	115,426	39,679,575	110,994	37,027,752	226,420	76,707,327	1904
73,423	21,721,657	111,976	38,619,664	108,727	38,035,417	220,703	76,655,081	1905
75,491	22,780,458	116,512	41,791,610	112,550	39,264,624	229,062	81,056,234	1906
55,538	15,275,589	85,191	32,140,710	85,209	30,146,601	170,400	62,287,311	1907*
74,225	23,795,689	118,421	46,636,073	112,428	43,468,793	230,849	90,104,866	1908
75,400	25,025,176	118,619	48,536,085	112,205	44,835,716	230,824	93,371,801	1909
82,607	26,838,674	126,633	52,947,213	120,745	48,371,706	247,378	101,318,919	1910
88,324	32,347,265	132,457	59,486,110	126,701	54,571,369	259,158	114,057,479	1911

STATISTICAL RECORD OF THE

TRADE AND

Fiscal years.	Imports.				Exports.			
	Merchandise.		Coin and Bullion.	Totals.	Merchandise.		Coin and Bullion.	Totals.
	Dutiable.	Free.			Canadian Produce.	Foreign Produce.		
	$	$	$	$	$	$	$	$
1868	45,250,395	23,314,102	4,895,147	73,459,644	48,504,899	4,196,821	4,866,168	57,567,888
1869	44,081,563	22,086,373	4,247,229	70,415,165	52,400,772	3,855,801	4,218,208	60,474,781
1870	48,665,547	21,813,263	4,335,529	74,814,339	59,043,590	6,527,622	8,002,278	73,573,490
1871	70,295,223	23,064,654	2,733,094	96,092,971	57,630,024	9,853,244	6,690,350	74,173,618
1872	72,157,423	36,519,355	2,753,749	11,430,527	65,831,083	12,798,182	4,010,398	82,639,663
1873	74,217,954	50,787,862	3,005,465	128,011,281	76,538,025	9,405,910	3,845,987	89,789,922
1874	77,070,460	46,919,840	4,223,282	128,213,582	76,741,997	10,614,096	1,995,835	89,351,928
1875	81,504,477	39,355,717	2,210,089	123,070,283	69,709,823	7,137,319	1,039,837	77,886,97[illegible]
1876	58,794,777	32,195,458	2,220,111	93,210,346	72,491,437	7,234,961	1,240,037	80,966,435
1877	63,986,376	33,167,497	2,174,089	99,327,962	68,030,546	7,111,108	733,739	75,875,393
1878	61,700,190	30,577,871	803,726	93,081,787	67,989,800	11,164,878	168,989	79,323,667
1879	57,052,042	23,273,296	1,639,089	81,964,427	62,431,025	8,355,644	704,586	71,491,255
1880	68,895,483	15,712,457	1,881,807	86,489,747	72,899,697	13,240,006	1,771,755	87,911,458
1881	85,516,908	18,690,657	1,123,275	105,330,840	83,944,701	13,375,117	971,005	98,290,823
1882	93,339,930	24,575,827	1,503,743	119,419,500	94,137,657	7,628,453	371,093	102,137,203
1883	100,827,816	30,150,683	1,275,523	132,254,022	87,702,431	9,751,773	631,600	98,085,804
1884	88,349,492	25,839,885	2,207,666	116,397,043	79,833,098	9,389,106	2,184,292	91,406,496
1885	79,614,108	26,373,134	2,954,244	108,941,486	79,131,735	8,079,646	2,026,980	89,238,361
1886	75,536,758	25,277,246	3,610,557	104,424,561	77,756,704	7,438,079	56,531	85,251,314
1887	85,479,400	26,880,618	532,218	112,892,236	80,960,909	8,549,333	5,569	89,515,811
1888	77,784,037	30,935,121	2,175,472	110,894,630	81,382,072	8,803,394	17,534	90,203,000
1889	80,059,966	34,589,714	575,251	115,224,931	80,272,456	6,938,455	1,978,256	89,189,167
1890	86,258,633	34,516,597	1,083,011	121,858,241	85,257,586	9,051,781	2,439,782	96,749,149
1891	81,286,372	36,870,096	1,811,170	119,967,638	88,671,738	8,798,631	946,927	98,417,296
1892	81,190,844	44,396,694	1,818,530	127,406,068	99,032,466	13,121,791	1,809,118	113,963,375
1893	77,378,091	45,161,977	6,534,206	129,074,268	105,488,798	8,941,856	4,133,698	118,564,352
1894	73,341,506	46,110,362	4,023,072	123,474,940	103,851,764	11,833,805	1,839,380	117,524,949
1895	64,064,587	42,140,475	4,576,620	110,781,682	102,828,441	6,485,043	4,325,319	113,638,803
1896	73,259,940	38,525,249	5,226,319	118,011,508	109,707,805	6,606,738	4,699,309	121,013,852
1897	74,108,590	40,433,825	4,676,194	119,218,609	123,632,540	10,825,163	3,492,550	137,950,253
1898	84,141,104	51,791,105	4,390,844	140,323,053	144,548,662	14,980,883	4,625,138	164,152,683
1899	98,319,633	59,709,541	4,705,134	162,764,308	137,360,792	17,520,088	4,016,025	158,896,905
1900	112,943,896	68,381,179	8,297,438	189,622,513	168,972,301	14,265,254	8,657,168	191,894,723
1901	115,574,658	71,303,573	3,537,294	190,415,525	177,431,386	17,077,757	1,978,489	196,487,632
1902	127,955,281	78,003,472	6,311,405	212,270,158	196,019,763	13,951,101	1,669,422	211,640,286
1903	143,839,632	88,398,532	8,976,797	241,214,961	214,401,674	10,828,087	619,963	225,849,724
1904	156,108,453	95,229,037	7,874,313	259,211,803	198,414,439	12,641,239	2,465,557	213,521,235
1905	157,164,975	99,361,007	10,308,435	266,834,417	190,854,946	10,617,115	1,844,811	203,316,872
1906	176,790,332	110,417,080	7,078,603	294,286,015	235,483,956	11,173,846	9,928,828	256,586,630
1907*	154,856,659	97,412,340	7,517,008	259,786,007	180,545,306	11,541,927	13,189,964	205,277,197
1908	230,917,914	133,319,950	6,548,661	370,786,525	246,960,968	16,407,984	16,637,654	280 006,606
1909	185,329,094	114,439,072	9,988,442	309,756,608	242,603,584	17,318,782	1,589,793	261,512,159
1910	241,961,556	143,873,547	6,017,589	391,852,692	279,247,551	19,516,442	2,594,536	301,358,529
1911	291,818,801	170,222,529	10,206,210	472,247,540	274,316,553	15,685,657	7,196,155	297,196,365

* 9 months.

PROGRESS OF CANADA—*Continued.*

COMMERCE.

Duty Collected.	Totals, Imports and Exports.	Imports Entered for Consumption. Merchandise. Dutiable.	Merchandise. Free.	Coin and Bullion.	Totals.	Duty Collected.	Totals, Customs Duties Collected.	Fiscal years.
$	$	$	$	$	$	$	$	
17,986	131,027,532	43,655,696	23,434,463	4,895,147	71,985,306	8,801,446	8,819,432	1868
14,403	130,889,946	41,069,342	22,085,599	4,247,229	67,402,170	8,284,507	8,298,910	1869
37,912	148,387,829	45,127,422	21,774,652	4,335,529	71,237,603	9,425,028	9,462,940	1870
36,066	170,266,589	60,094,362	24,120,026	2,733,094	86,947,482	11,807,590	11,843,656	1871
24,809	194,070,190	68,276,157	36,679,210	2,753,749	107,709,116	13,020,684	13,045,491	1872
20,152	217,801,203	71,198,176	53,310,953	3,005,465	127,514,594	12,997,578	13,017,730	1873
14,565	217,565,510	76,232,530	46,948,357	4,223,282	127,404,169	14,407,318	14,421,883	1874
7,243	200,957,262	78,138,511	39,270,057	2,210,089	119,618,657	15,354,139	15,361,382	1875
4,500	174,176,781	60,238,297	32,274,810	2,220,111	94,733,218	12,828,614	12,833,114	1876
4,103	175,203,355	60,916,770	33,209,624	2,174,089	96,300,483	12,544,348	12,548,451	1877
4,161	172,405,454	59,773,039	30,622,812	803,726	91,199,577	12,791,532	12,795,693	1878
4,272	153,455,682	55,426,836	23,275,683	1,639,089	80,341,608	12,935,269	12,939,541	1879
8,896	174,401,205	54,182,967	15,717,575	1,881,807	71,782,349	14,129,953	14,138,849	1880
8,141	203,621,663	71,620,725	18,867,604	1,123,275	91,611,604	18,492,645	18,500,786	1881
8,810	221,556,703	85,757,433	25,387,751	1,503,743	112,648,927	21,700,028	21,708,837	1882
9,756	230,339,826	91,588,339	30,273,157	1,275,523	123,137,019	23,162,553	23,172,309	1883
8,515	207,803,539	80,010,498	25,962,480	2,207,666	108,180,644	20,156,448	20,164,963	1884
12,305	198,179,847	73,269,618	26,486,157	2,954,244	102,710,019	19,121,254	19,133,559	1885
20,726	189,675,875	70,658,819	25,333,318	3,610,557	99,602,694	19,427,398	19,448,124	1886
31,397	202,408,047	78,120,679	26,986,531	532,218	105,639,428	22,438,309	22,469,706	1887
21,772	201,097,630	69,645,824	31,025,804	2,175,472	102,847,100	22,187,869	22,209,642	1888
42,207	204,414,098	74,475,139	34,623,057	575,251	109,673,447	23,742,317	23,784,523	1889
93,674	218,607,390	77,106,286	34,576,287	1,083,011	112,765,584	23,921,234	24,014,908	1890
108	218,384,934	74,536,036	36,997,918	1,811,170	113,345,124	23,416,266	23,481,069	1891
... .	247,638,620	69,873,571	45,297,259	6,534,200	121,705,030	21,161,711	21,161,711	1893
....	240,999,889	62,779,182	46,291,729	4,023,072	113,093,983	19,379,822	19,379,822	1894
... .	224,420,485	58,557,655	42,118,236	4,576,620	105,252,511	17,887,269	17,887,269	1895
....	239,025,360	67,239,759	38,121,402	5,226,319	110,587,480	20,219,037	20,219,037	1896
....	257,168,862	66,220,765	40,397,062	4,676,194	111,294,021	19,891,997	19,891,997	1897
..... .	304,475,736	74,625,088	51,682,074	4,390,844	130,698,006	22,157,788	22,157,788	1898
.. ..	321,661,213	89,433,172	59,913,287	4,705,134	154,051,593	25,734,229	25,734,229	1899
....	381,517,236	104,346,795	68,160,083	8,297,438	180,804,316	28,889,110	28,889,110	1900
.. ..	386,903,157	105,969,756	71,730,938	3,537,294	181,237,988	29,106,980	29,106,980	1901
.....	423,910,444	118,657,496	77,822,694	6,311,405	202,791,595	32,425,532	32,425,532	1902
..... .	467,064,685	136,796,065	88,017,654	8,976,797	223,790,516	37,110,355	37,110,355	1903
. . . ...	472,733,038	148,909,576	94,680,443	7,874,313	251,464,332	40,954,349	40,954,349	1904
.....	470,151,289	150,928,787	100,688,332	10,308,435	261,925,554	42,024,340	42,024,340	1905
... .	550,872,645	173,046,109	110,236,095	7,078,603	290,360,807	46,671,101	46,671,101	1906
. ...	465,063,204	152,065,529	97,672,345	7,517,008	257,254,882	40,290,172	40,290,172	1907*
....	650,793,131	218,160,047	133,719,908	6,548,661	358,428,616	58,331,075	58,331,075	1908
.....	571,268,767	175,014,160	113,203,355	9,988,442	298,205,957	48,059,792	48,059,792	1909
.. .. ..	693,211,221	227,264,346	142,551,081	6,017,589	375,833,016	61,024,239	61,024,239	1910
.....	769,443,905	282,723,812	169,021,296	10,206,210	461,951,318	73,312,368	73,312,368	1911

STATISTICAL RECORD OF THE

TRADE AND

EXPORTS BY GROUPS

Fiscal years.	The Mine.		The Fisheries.		The Forest.		Animal Produce.	
	Canadian Produce.	Foreign Produce.	Canadian Produce.	Foreign Produce.	Canadian Produce.	Foreign Produce.	Canadian Produce.	Foreign Produce.
	$	$	$	$	$	$	$	$
1868	1,276,129	*	3,357,510	*	18,742,625	*	6,893,167	
1869	1,941,485	*	3,242,710	*	20,423,882	*	8,769,407	*
1870	2,192,541	*	3,608,549	*	21,533,300	*	12,138,161	*
1871	2,841,124	*	3,994,275	*	23,063,223	*	12,608,506	*
1872	4,779,594	*	4,386,214	*	24,459,877	*	12,706,967	*
1873	5,853,860	*	4,779,277	*	29,298,917	*	14,243,017	*
1874	3,760,835	*	5,292,368	*	27,237,779	*	14,679,169	*
1875	3,643,398	*	5,380,527	*	25,070,410	*	12,700,507	*
1876	3,731,827	55,975	5,500,989	232	20,333,230	209,405	13,614,569	1,030,599
1877	3,644,040	54,918	5,874,360	.....	23,010,249	655,338	14,220,617	1,140,434
1878	2,816,347	53,016	6,853,975	75,391	19,511,575	543,254	14,019,857	557,229
1879	3,082,900	104,822	6,928,871	144,332	13,261,459	535,800	14,100,604	636,789
1880	2,877,351	104,262	6,579,656	73,691	18,854,507	812,186	17,607,577	896,432
1881	2,767,829	148,425	6,867,715	31,169	24,960,012	749,836	21,360,219	1,305,391
1882	3,013,573	127,608	7,682,079	15,529	23,991,055	971,597	20,454,759	951,046
1883	2,970,886	135,944	8,809,118	47,808	25,370,726	1,277,715	20,284,343	881,075
1884	3,247,092	195,399	8,591,654	17,687	25,811,157	1,484,926	22,946,108	1,206,076
1885	3,639,537	196,933	7,960,001	16,312	20,989,708	1,383,597	25,337,104	1,166,890
1886	3,951,147	196,140	6,843,388	25,645	21,034,611	1,830,476	22,065,433	1,012,080
1887	3,805,959	304,649	6,875,810	101,864	20,484,746	1,763,737	24,246,937	825,602
1888	4,110,937	228,551	7,793,183	77,922	21,302,814	1,577,477	24,719,297	901,072
1889	4,419,170	254,033	7,212,208	117,527	23,043,007	1,426,249	23,894,707	799,246
1890	4,855,757	270,374	8,461,906	62,602	26,179,136	1,110,128	25,106,995	1,523,677
1891	5,784,143	193,593	9,715,401	181,132	24,282,015	1,583,853	25,967,741	1,280,525
1892	5,906,471	236,697	9,675,398	268,712	22,281,744	1,351,931	28,594,850	1,468,927
1893	5,329,890	295,636	8,743,050	198,307	26,359,910	1,272,881	31,736,499	1,039,380
1894	5,801,009	254,885	11,102,692	309,589	26,355,448	149,308	31,881,973	1,164,494
1895	6,983,227	231,439	10,692,247	165,009	23,891,166	238,033	34,387,770	1,268,624
1896	8,059,650	342,110	11,077,765	105,933	27,175,686	149,208	36,507,641	896,755
1897	11,298,915	251,172	10,314,323	254,765	31,258,729	173,565	39,245,252	1,123,008
1898	14,463,256	230,798	10,841,661	132,316	26,511,539	531,533	44,301,470	1,834,668
1899	13,368,150	200,435	9,909,662	41,642	28,021,529	92,766	46,743,130	1,281,684
1900	24,580,266	193,073	11,169,083	55,783	29,663,668	290,421	56,148,807	1,147,860
1901	40,367,683	163,631	10,720,352	10,647	30,009,857	266,323	55,495,311	803,971
1902	34,947,574	143,654	14,143,294	43,776	32,119,429	11,484	59,161,209	668,943
1903	31,064,861	170,304	11,800,184	26,462	36,386,015	45,099	69,817,542	649,077
1404	33,626,739	202,123	10,759,029	14,168	33,091,922	276,859	63,812,117	548,323
1905	31,932,329	259,741	11,114,318	30,580	33,235,683	126,370	63,337,458	643,461
1906	35,469,631	236,399	16,025,840	23,554	38,824,170	151,373	66,455,960	730,215
1907†	26,191,955	164,327	10,362,142	34,776	33,476,098	111,376	55,422,499	631,119
1908	39,177,133	383,479	13,867,368	39,199	44,170,470	333,901	55,101,260	812,522
1909	37,257,699	306,169	13,319,664	28,314	39,667,387	225,963	51,349,646	677,064
1910	40,087,017	443,826	15,663,162	97,229	47,517,033	171,223	53,926,515	770,115
1911	42,787,561	290,879	15,675,544	114,315	45,439,057	158,542	52,244,174	809,663

* Not separately stated prior to 1876. † 9 months.

PROGRESS OF CANADA—*Continued.*

COMMERCE—*Continued.*

—MERCHANDISE ONLY.

Agricultural Products.		Manufactures.		Miscellaneous.		Total Exports.		Fiscal years.
Canadian Produce.	Foreign Produce.	Canadian Produce.	Foreign Produce.	Canadian Produce.	Foreign Produce.	Canadian Produce.	Foreign Produce.	
$	$	$	$	$	$	$	$	
12,871,055	*	2,100,411	*	302,280	*	45,543,177	4,196,821	1868
12,182,702	*	2,412,559	*	350,559	*	49,323,304	3,855,801	1869
13,676,619	*	2,560,370	*	371,652	*	56,081,192	6,527,622	1870
9,853,924	*	2,432,750	*	387,554	*	55,181,356	9,853,244	1871
13,378,891	*	2,716,499	*	515,985	*	62,944,027	12,798,182	1872
14,995,340	*	3,609,903	*	465,292	*	73,245,606	9,405,910	1873
19,590,142	*	2,946,655	*	419,800	*	73,926,748	10,614,096	1854
17,258,358	*	3,028,512	*	409,181	*	67,490,893	7,137,319	1875
21,139,665	5,169,024	5,148,201	619,546	393,368	150,180	69,861,849	7,234,961	1876
14,689,376	4,590,350	4,105,422	576,337	320,816	93,731	65,864,880	7,111,108	1877
18,008,754	9,272,335	4,127,755	588,021	401,871	75,632	65,740,134	11,164,878	1878
19,628,464	6,342,423	2,700,281	528,480	386,999	63,998	60,089,578	8,355,644	1879
22,294,328	9,992,800	3,242,617	1,241,594	640,155	119,041	70,096,191	13,240,006	1880
21,268,327	10,025,800	3,075,095	968,028	622,182	146,468	80,921,379	13,375,117	1881
31,035,712	4,553,986	3,329,598	934,856	535,935	73,831	90,042,711	7,628,453	1882
22,818,519	6,696,514	3,503,220	611,204	528,895	101,513	84,285,707	9,751,773	1883
12,397,843	5,758,217	3,577,535	599,611	560,690	127,190	77,132,079	9,389,106	1884
14,518,293	4,602,073	3,181,501	612,728	557,374	101,113	76,183,518	8,079,646	1885
17,652,779	3,789,038	2,824,137	482,250	604,011	102,450	74,975,506	7,438,079	1886
18,826,235	4,892,913	3,079,972	427,632	644,361	232,936	77,964,020	8,549,333	1887
15,436,360	5,439,075	4,161,282	455,671	773,877	123,626	78,297,750	8,803,394	1888
13,414,111	3,778,038	4,434,949	464,139	783,652	99,223	77,201,804	6,938,455	1889
11,908,030	5,337,545	5,741,184	646,880	82,506	100,575	82,335,514	9,051,781	1890
13,666,858	4,634,294	6,296,249	689,212	45,337	236,022	85,757,744	8,798,631	1891
22,113,284	8,704,122	7,040,988	699,867	71,518	391,535	95,684,253	13,121,791	1892
22,049,490	5,043,705	7,693,959	793,312	93,692	298,635	102,006,490	8,941,856	1893
17,677,649	9,079,697	7,692,755	643,557	75,327	232,275	100,586,853	11,833,805	1894
15,719,128	3,273,375	7,768,875	1,090,727	85,938	217,836	99,528,351	6,485,043	1895
14,083,361	3,890,650	9,365,384	857,493	109,265	364,589	106,378,752	6,606,738	1896
17,982,646	7,711,621	9,522,014	778,330	63,531	532,702	119,685,410	10,825,163	1897
33,063,285	10,664,494	10,678,316	1,192,535	61,405	394,539	139,920,932	14,980,883	1898
22,952,915	14,448,999	11,706,707	1,117,265	99,169	337,297	132,801,262	17,520,088	1899
27,516,609	10,953,352	14,224,287	1,287,294	208,070	332,471	163,510,790	14,265,254	1900
24,781,486	13,786,566	16,012,208	1,739,142	44,489	307,477	177,431,386	17,077,757	1901
37,152,688	10,389,155	18,462,970	2,372,438	32,599	321,651	196,019,763	13,951,101	1902
44,624,321	6,948,568	20,624,967	2,255,209	83,784	733,368	214,401,674	10,828,087	1903
37,138,875	8,483,110	19,864,049	2,575,870	121,708	540,786	198,414,439	12,641,239	1904
29,994,150	4,146,259	21,191,333	3,451,701	49,675	1,959,003	190,854,946	10,617,115	1905
54,062,337	6,153,398	24,561,112	3,089,166	81,906	789,741	235,483,956	11,173,846	1906
35,856,616	7,274,792	19,087,988	2,407,013	148,008	918,524	180,545,306	11,541,927	1907
66,069,939	9,478,996	28,507,124	4,562,344	67,674	797,543	246,960,968	16,407,984	1908
71,997,207	10,746,719	28,957,050	3,997,139	54,931	1,337,414	242,603,584	17,318,782	1909
90,433,747	11,913,947	31,494,916	4,458,445	125,161	1,661,657	279,247,551	19,516,442	1910
82,601,284	7,457,829	35,283,118	5,149,408	285,815	1,703,021	274,316,553	15,683,657	1911

STATISTICAL RECORD OF THE

TRADE AND

TRADE BY

Fiscal years.	United Kingdom.		United States.		Belgium		France.	
	Imports for Consumption.	Exports	Imports for Consumption.	Exports.	Imports for Consumption.	Exports.	Imports for Consumption.	Exports.
	$	$	$	$	$	$	$	$
1868	.....	.....	.....	.....	.....	.....	.....	.....
1869	.....	.....	.....	.....	.....	.....	.....	.....
1870	.....	.....	.....	.....	.....	.....	.....	.....
1871	.....	.....	.....	.....	.....	.....	.....	.....
1872	.....	.....	.....	.....	.....	.....	.....	.....
1873	68,522,776	38,743,848	47,735,678	42,072,526	316,702	17,754	2,023,288	31,907
1874	63,048,594	45,003,882	54,306,001	36,244,311	293,659	240,494	2,302,500	267,212
1875	60,057,751	40,032,902	51,091,780	29,911,983	278,311	59,563	1,941,298	212,767
1876	40,727,453	40,723,477	46,071,791	31,933,459	361,055	13,825	1,840,877	553,935
1877	39,572,239	41,567,469	51,309,479	25,775,245	251,812	66,912	1,410,732	319,330
1878	37,431,180	45,941,539	48,628,190	25,244,898	255,694	49,998	1,385,003	369,391
1879	30,993,048	36,295,718	43,736,125	27,165,501	179,031	40,130	1,532,191	714,875
1880	34,461,224	45,846,062	29,346,948	33,349,909	149,086	688,811	1,115,841	812,829
1881	43,583,808	53,571,570	36,704,112	36,866,225	412,834	258,433	1,631,332	662,711
1882	50,597,341	45,274,461	48,289,052	47,940,711	503,210	142,358	2,097,358	825,573
1883	52,052,465	47,145,217	56,032,333	41,668,723	415,407	195,705	2,316,480	617,730
1884	43,418,015	43,736,227	50,492,826	38,840,540	459,150	287,378	1,769,849	390,955
1885	41,406,777	41,877,705	47,151,201	39,752,734	179,260	72,385	1,935,581	303,309
1886	40,601,199	41,542,629	44,858,039	36,578,769	510,907	6,565	1,975,218	534,363
1887	44,962,233	44,571,846	45,107,066	37,660,199	703,851	223,729	2,073,470	341,531
1888	39,298,721	40,084,984	48,481,848	42,572,065	488,743	17,057	2,244,784	397,773
1889	42,317,389	38,105,126	50,537,440	43,522,404	530,740	64,756	2,228,683	334,210
1890	43,390,241	48,353,694	52,291,973	40,522,810	721,332	41,814	2,615,602	278,552
1891	42,047,526	49,280,858	53,685,657	41,138,695	655,448	72,672	2,312,143	253,734
1892	41,348,435	64,906,549	53,137,572	38,988,027	517,032	56,212	2,402,634	367,539
1893	43,148,413	64,080,493	58,221,976	43,923,010	599,511	669,040	2,832,117	264,047
1894	38,717,267	68,538,856	53,031,100	35,809,940	550,237	708,455	2,536,964	544,986
1895	31,131,737	61,856,999	54,634,521	41,297,676	411,617	251,402	2,585,174	335,282
1896	32,979,742	66,690,288	58,574,024	44,448,410	920,758	98,031	2,810,942	581,540
1897	29,412,188	77,227,502	61,649,041	49,373,472	1,163,632	354,584	2,601,351	690,696
1898	32,500,917	104,998,818	78,705,590	45,705,336	1,230,110	973,944	3,975,351	1,025,262
1899	37,060,123	99,091,855	93,007,166	45,133,521	2,318,723	849,413	3,889,295	1,557,722
1900	44,789,730	107,736,368	109,844,378	68,619,023	3,223,918	1,197,798	4,368,502	1,374,770
1901	43,018,164	105,328,956	116,485,008	72,382,230	3,828,450	2,806,142	5,398,021	1,581,331
1902	49,213,762	117,320,221	120,807,050	71,197,684	1,711,599	2,444,450	6,672,194	1,388,848
1903	58,896,901	131,202,321	137,605,195	71,783,924	2,800,182	2,150,550	6,580,029	1,341,618
1904	61,777,574	117,591,376	150,826,515	72,772,932	3,129,513	1,126,417	6,206,525	1,597,928
1905	60,342,709	101,958,771	162,738,571	77,404,071	1,775,187	1,739,807	7,059,139	1,511,298
1906	69,194,588	133,094,937	175,862,071	97,806,552	2,610,072	1,565,166	7,667,987	2,120,091
1907*	64,581,373	105,135,801	155,943,029	79,021,480	1,695,129	1,857,958	6,699,412	1,409,572
1908	94,959,471	134,484,156	210,652,825	113,520,500	2,380,649	3,377,479	9,901,909	1,806,732
1909	70,682,944	133,745,375	180,026,550	92,604,357	1,901,588	3,927,445	8,197,435	3,176,096
1910	95,350,300	149,634,107	223,501,809	113,150,778	3,239,888	2,900,092	10,109,544	2,640,648
1911	109,936,462	136,965,111	284,934,739	119,396,801	3,614,354	2,773,444	11,563,773	2,782,092

* 9 months.

PROGRESS OF CANADA—*Continued.*

COMMERCE—*Continued.*

PRINCIPAL COUNTRIES.

Germany.		Newfoundland.		South America.		West Indies.		Fiscal years.
Imports for Consumption.	Exports.	Imports for Consumption.	Exports.	Imports for Consumption.	Exports.	Imports for Consumption.	Exports.	
$	$	$	$	$	$	$	$	
.....	.....	.....	.....	.....	.....	.....	.....	1868
.....	.....	.....	.....	.....	.....	.....	.....	1869
.....	.....	.....	.....	.....	.....	.....	.....	1870
.....	.....	.....	.....	.....	.....	.....	.....	1871
.....	.....	.....	.....	.....	.....	.....	.....	1872
1,099,925	76,553	1,808,997	2,800,555	416,199	1,285,434	2,174,932	3,988,493	1873
956,917	65,511	1,088,468	1,569,079	473,530	1,212,978	2,307,733	3,778,796	1874
748,423	91,019	904,224	1,901,831	278,796	785,797	2,194,404	3,945,506	1875
482,587	125,768	774,586	1,900,891	287,553	688,209	1,616,113	3,675,320	1876
370,594	34,324	641,642	2,112,106	4,971	651,625	1,242,809	3,788,858	1877
399,326	122,254	672,665	2,094,682	15,447	654,357	1,033,849	3,414,147	1878
440,909	112,090	639,406	1,641,417	4,388	741,442	1,252,429	3,500,670	1879
449,791	82,237	581,961	1,510,300	283,481	789,940	2,945,154	3,544,103	1880
934,266	84,932	652,304	1,523,469	637,620	732,111	3,815,147	3,147,369	1881
1,480,004	153,114	493,509	1,974,923	1,373,617	941,162	4,023,384	2,995,572	1882
1,809,154	133,697	765,935	2,187,338	1,464,671	1,489,957	4,369,260	3,125,031	1883
1,975,771	195,575	780,670	1,920,450	1,478,988	1,277,383	3,606,917	3,119,569	1884
2,121,269	264,075	351,105	1,670,968	1,340,836	1,461,206	3,162,774	2,535,283	1885
2,155,523	253,298	384,321	1,754,980	1,100,995	1,010,034	3,144,472	2,121,570	1886
3,235,449	437,536	354,342	1,718,604	1,198,406	1,426,660	1,942,182	2,075,411	1887
3,364,563	198,543	421,599	1,523,827	876,603	1,510,637	3,268,663	2,601,486	1888
3,692,570	143,603	488,161	1,303,335	1,324,588	1,488,999	3,378,654	2,759,455	1889
3,778,993	507,143	469,711	1,185,739	1,003,962	1,551,887	3,089,048	2,719,141	1890
3,804,090	532,142	751,003	1,467,908	719,778	1,063,172	3,238,156	3,122,770	1891
5,583,530	942,698	753,249	1,750,714	877,821	1,027,525	4,092,287	3,546,559	1892
3,825,763	750,461	653,270	2,594,633	772,613	1,326,743	4,244,669	3,145,708	1893
5,841,542	2,046,052	814,562	2,818,592	872,392	1,392,285	3,677,411	3,413,761	1894
4,794,159	626,976	739,850	2,325,196	469,172	1,303,474	4,794,020	3,725,426	1895
5,931,459	757,531	551,412	1,782,369	567,027	1,496,118	1,896,426	2,810,817	1896
6,493,368	1,045,432	452,076	1,692,798	620,250	1,405,359	1,678,870	2,643,360	1897
5,584,014	1,837,448	464,324	2,167,860	1,425,653	1,060,420	1,080,266	2,749,080	1898
7,393,456	2,219,569	527,006	1,808,317	1,175,584	1,456,651	1,354,939	3,043,963	1899
8,383,498	1,715,903	660,678	2,144,070	992,887	1,431,107	1,331,776	2,870,343	1900
7,021,405	2,141,552	625,568	2,260,499	1,048,088	1,519,190	1,801,740	2,905,937	1901
10,823,169	2,692,578	1,117,400	2,381,082	1,659,074	1,781,913	2,173,835	3,298,912	1902
12,282,637	2,097,699	1,197,581	2,516,576	1,989,952	2,542,056	2,379,275	3,642,176	1903
8,175,604	1,819,223	1,076,667	2,898,751	3,157,004	2,456,608	4,813,815	3,583,475	1904
6,695,414	1,146,654	1,054,613	3,473,713	4,035,619	2,880,552	5,638,187	4,101,115	1905
6,987,314	1,872,557	1,758,425	3,213,856	5,869,075	3,623,065	6,591,083	4,575,212	1906
5,474,908	1,066,605	1,463,731	2,244,169	5,229,818	3,584,329	3,406,723	3,527,153	1907*
8,163,047	2,374,607	1,777,169	3,408,518	3,088,060	4,467,584	8,300,501	4,543,889	1908
6,050,365	1,476,552	1,638,428	3,552,293	4,783,893	3,478,476	8,092,303	4,534,446	1909
7,935,230	2,501,191	1,467,619	3,970,952	6,217,105	4,744,524	7,336,564	5,948,245	1910
10,047,340	2,663,017	1,818,260	3,874,775	7,334,136	5,149,771	9,055,863	6,567,307	1911

STATISTICAL RECORD OF THE

TRADE AND

PRINCIPAL IMPORTS

Fiscal years.	Animals living.	Books, Maps, Pamphlets, Periodicals, &c.	Breadstuffs.	Carriages, Automobiles Bicycles, &c.	Cement.	Coal, coke, &c.	Cotton and Manufactures of	
							Dutiable.	Free.
	$	$	$	$	$	$	$	$
1868	.....	.....	.....	.....	.....	.....	.....	.....
1869	.....	.....	.....	.....	.....	.....	.....	.....
1870	.....	.....	.....	.....	.....	.....	.....	.....
1871	.....	.....	.....	.....	.....	.....	.....	.....
1872	.....	.....	.....	.....	.....	.....	.....	.....
1873	.....	.....	.....	.....	.....	.....	.....	.....
1874	640,804	1,047,074	15,777,869	131,221	59,528	3,805,353	11,217,659	772,549
1875	803,173	1,150,693	12,699,660	118,184	67,004	3,076,418	10,257,495	690,462
1876	760,387	923,215	11,419,438	86,934	83,423	3,320,300	7,467,041	865,411
1877	705,264	973,758	14,153,806	139,098	83,113	3,661,419	7,803,197	814,373
1878	439,694	990,112	13,740,697	154,857	104,062	3,062,150	7,370,222	841,011
1879	399,096	903,816	9,394,246	129,708	68,215	2,985,601	6,928,283	1,007,029
1880	340,990	877,761	2,065,152	137,378	66,295	2,762,892	7,750,871	1,516,228
1881	545,237	1,071,439	2,781,356	151,438	53,765	4,097,322	10,055,133	1,728,110
1882	798,708	1,303,174	3,442,394	543,280	80,241	4,699,352	10,913,505	2,384,356
1883	1,263,976	1,429,598	3,516,391	1,172,127	117,607	6,391,423	9,861,889	3,013,822
1884	1,212,851	1,396,114	4,869,732	426,556	113,647	7,505,399	7,414,901	2,243,148
1885	1,147,504	1,316,678	4,332,819	311,780	118,272	7,171,260	6,106,887	2,525,949
1886	929,891	1,284,475	2,456,562	393,203	128,350	6,699,829	5,671,466	3,037,032
1887	1,147,481	1,421,348	2,402,209	348,459	158,303	7,642,224	5,348,802	3,113,979
1888	819,356	1,297,240	2,234,671	216,388	190,504	8,883,170	4,108,122	3,301,662
1889	827,494	1,343,223	3,220,067	398,293	197,580	8,602,172	4,157,993	3,951,298
1890	827,170	1,392,541	3,070,004	304,274	328,110	8,310,017	3,970,736	3,858,712
1891	709,846	1,337,898	2,828,832	316,626	313,767	9,501,017	4,039,034	3,948,166
1892	618,276	1,329,109	1,907,482	492,114	287,729	9,975,591	4,002,569	3,800,185
1893	512,790	1,300,546	1,996,568	408,787	327,148	10,525,465	4,568,743	3,699,523
1894	467,270	1,230,505	1,550,723	490,200	284,471	9,896,410	4,009,928	3,070,278
1895	344,123	1,100,556	2,055,441	681,755	251,926	8,873,669	4,218,168	3,677,400
1896	363,989	1,152,863	2,106,943	1,388,954	255,029	9,223,689	4,631,960	3,422,893
1897	397,902	1,198,098	1,895,884	1,590,747	260,842	9,276,534	4,051,361	3,558,175
1898	611,522	1,363,676	8,125,595	1,302,194	366,977	9,419,876	4,710,794	4,362,922
1899	778,047	1,447,121	10,412,460	1,367,725	480,414	10,589,998	5,984,188	3,930,735
1900	841,517	1,562,084	8,360,603	1,405,467	517,640	11,519,064	6,506,569	4,889,202
1901	920,040	1,663,739	8,070,496	1,110,654	669,839	13,835,672	6,927,992	5,373,907
1902	1,439,358	1,661,667	4,287,727	1,421,265	863,646	13,841,362	7,451,759	6,288,613
1903	2,341,680	1,953,832	5,456,136	1,193,298	890,745	16,467,541	8,119,726	6,837,480
1904	2,268,885	2,190,385	7,014,448	1,744,191	1,014,713	20,911,153	8,542,978	6,938,935
1905	1,809,639	2,432,238	8,005,414	1,655,648	1,263,828	21,294,427	8,350,661	6,502,387
1906	2,103,704	2,719,643	7,852,805	2,483,328	995,731	20,499,798	9,568,346	8,791,991
1907*	2,143,058	2,300,361	7,052,568	1,586,563	540,006	18,693,380	9,500,337	7,264,494
1908	1,649,574	3,358,964	11,340,276	2,756,518	871,169	31,214,236	16,697,830	6,730,478
1909	1,285,388	3,493,019	7,317,997	2,042,552	481,875	28,326,015	11,620,080	7,114,437
1910	1,716,176	4,054,601	7,809,025	3,636,273	166,718	29,245,038	17,886,197	10,194,457
1911	2,243,259	4,588,945	10,284,382	7,257,859	500,721	32,264,134	19,996,986	12,879,073

* 9 months.

COMMERCE—*Continued.*

FOR CONSUMPTION.

Drugs, Dyes, Chemicals, Medicines, &c.		Earthenware and Chinaware.	Electric Apparatus.	Fancy Goods.	Fish.	Flax, Hemp, Jute and Manufactures of.		Fiscal years.
Dutiable.	Free.					Dutiable.	Free.	
$	$	$	$	$	$	$	$	
.....	.....	.....	.....	.....	.....	.....	.....	1868
.....	.....	.....	.....	.....	.....	.....	.....	1869
.....	.....	.....	.....	.....	.....	.....	.....	1870
.....	.....	.....	.....	.....	.....	.....	.....	1871
.....	.....	.....	.....	.....	.....	.....	.....	1872
.....	.....	.....	.....	.....	.....	.....	.....	1873
606,689	929,983	611,555	.....	3,337,559	1,515,578	1,302,352	646,999	1874
648,502	833,517	553,474	.....	3,363,374	1,482,959	1,748,509	374,480	1875
607,735	606,537	430,888	.....	2,401,811	1,396,379	1,221,243	219,526	1876
630,561	833,464	421,724	.....	1,770,709	1,242,925	1,355,315	391,716	1877
745,202	743,111	483,813	.....	1,687,521	1,126,259	1,384,835	278,706	1878
752,054	,684,428	392,373	.....	1,343,161	1,040,168	1,153,029	206,529	1879
622,131	894,613	322,333	.....	463,931	965,701	1,178,065	346,267	1880
777,264	1,027,332	439,029	12,001	703,220	991,131	1,448,147	378,046	1881
859,523	1,057,089	646,734	44,047	2,001,237	1,069,462	1,679,002	531,661	1882
945,515	1,315,438	657,886	78,880	2,196,673	1,388,182	1,554,327	708,540	1883
1,106,779	1,263,831	544,586	103,137	1,723,100	1,397,067	1,310,855	571,724	1884
1,136,794	1,270,639	511,853	93,429	1,616,801	959,405	1,392,852	678,600	1885
1,077,263	1,261,418	599,269	68,850	1,441,819	758,611	1,340,079	624,159	1886
1,316,212	1,263,992	750,691	112,278	2,103,509	784,373	1,528,099	714,702	1887
1,227,438	1,269,906	697,082	194,788	1,812,929	865,365	1,366,180	1,272,420	1888
1,179,018	1,332,887	697,949	251,135	1,897,418	889,903	1,493,686	1,528,851	1889
1,227,960	1,339,170	695,206	373,102	1,867,231	920,566	1,417,253	1,057,008	1890
1,280,732	1,463,866	634,907	469,046	1,523,359	1,103,666	1,437,389	1,265,399	1891
1,377,343	1,563,879	748,810	640,628	1,639,092	1,132,314	1,551,003	1,236,941	1892
1,380,185	1,784,455	709,737	690,065	1,726,979	1,013,505	1,621,719	1,563,122	1893
1,140,953	1,619,835	695,514	509,023	1,658,427	1,204,117	1,419,503	838,064	1894
983,269	1,712,773	547,935	380,784	1,487,332	1,009,284	1,339,897	1,023,855	1895
1,092,873	1,856,567	575,493	304,826	1,464,742	854,356	1,526,171	1,217,567	1896
1,125,720	1,792,033	595,822	458,699	1,486,806	736,117	1,267,473	1,049,833	1897
1,298,827	2,399,962	675,874	442,022	1,791,189	791,170	1,412,336	1,193,439	1898
1,528,732	2,349,194	916,727	553,951	1,826,882	883,531	1,754,564	1,534,388	1899
1,583,057	2,461,709	959,526	871,312	1,898,114	1,068,914	1,830,891	1,763,182	1900
1,835,597	3,143,034	1,114,677	919,854	1,936,725	883,857	1,913,070	1,505,448	1901
1,802,279	3,645,246	1,275,093	1,372,916	2,218,708	1,055,025	1,981,871	2,377,968	1902
1,880,712	4,011,608	1,406,610	1,649,001	2,703,134	1,277,513	2,185,442	2,134,600	1903
2,015,024	3,823,973	1,611,356	2,406,912	3,070,759	1,406,541	2,417,240	1,932,394	1904
2,072,244	4,076,064	1,636,214	2,849,979	3,068,788	1,358,429	2,507,503	1,897,531	1905
2,332,368	5,029,811	1,692,359	3,578,288	3,365,892	1,940,511	3,088,257	2,112,309	1906
1,962,291	4,441,375	1,422,880	2,556,738	2,638,020	1,578,436	2,846,548	1,682,523	*1907
2,586,545	6,800,867	2,190,784	3,133,761	3,279,469	1,840,711	3,904,646	2,202,817	1908
2,262,870	6,870,262	1,716,887	2,101,492	2,817,818	1,578,676	2,450,204	1,518,452	1909
2,621,194	7,473,881	1,859,302	3,688,538	3,425,915	1,665,050	3,878,990	1,461,322	1910
3,098,864	9,079,396	2,398,416	5,129,677	4,004,751	1,841,839	3,874,424	1,564,520	1911

STATISTICAL RECORD OF THE

Fiscal years.	TRADE AND							
	PRINCIPAL IMPORTS							
	Fruits.	Furs and Mfrs. of.	Glass and Mfrs. of.	Gutta-percha, India-rubber and Mfrs. of.		Hats, Caps and Bonnets, &c.	Hides and Skins other than Fur.	Leather and Mfrs. of
				Dutiable.	Free.			
	$	$	$	$	$	$	$	$
1868	.....	.....	.....	.....	.....	.....	.....	.....
1869	.....	.....	.....	.....	.....	.....	.....	.....
1870	.....	.....	.....	.....	.....	.....	.....	.....
1871	.....	.....	.....	.....	.....	.....	.....	.....
1872	.....	.....	.....	.....	.....	.....	.....	.....
1873	.....	.....	.....	.....	.....	.....	.....	.....
1874	1,033,230	701,640	1,187,152	195,156	283,951	984,038	1,458,325	1,587,199
1875	1,416,224	783,288	1,092,999	232,339	277,196	1,028,962	1,827,539	1,608,962
1876	1,065,362	452,389	902,208	200,841	82,020	866,651	1,030,002	1,152,274
1877	1,333,939	426,555	781,625	227,329	210,624	934,297	1,151,607	1,340,456
1878	1,266,478	382,537	898,341	244,871	187,234	1,077,682	1,207,300	1,217,212
1879	1,174,620	313,387	659,833	237,111	133,214	956,550	1,202,890	997,453
1880	834,103	454,151	651,107	452,280	206,272	997,475	1,761,084	871,389
1881	1,179,688	867,521	890,849	497,362	320,102	1,246,019	2,212,653	1,108,226
1882	1,473,150	1,123,638	1,186,947	556,182	537,715	1,307,125	2,216,763	1,456,508
1883	2,120,624	1,267,721	1,178,796	675,448	351,058	1,405,363	1,986,294	1,530,563
1884	2,045,872	983,515	1,000,543	703,591	405,923	1,158,304	1,431,848	1,105,552
1885	1,617,091	1,033,149	1,022,817	761,956	420,867	1,118,870	1,788,914	1,185,192
1886	1,613,414	1,047,181	1,145,794	723,406	405,316	1,220,892	1,751,446	1,380,044
1887	1,681,870	1,234,685	1,270,720	807,540	451,582	1,378,557	1,975,453	1,366,021
1888	1,949,314	1,223,865	1,198,199	793,123	647,426	1,362,686	1,635,083	1,248,249
1889	2,218,395	1,261,167	1,197,944	841,013	763,301	1,326,141	1,597,632	1,231,207
1890	2,587,367	1,105,820	1,232,710	925,080	587,347	1,290,932	1,712,012	1,175,122
1891	2,587,198	1,022,470	1,247,692	806,237	801,063	1,359,307	2,022,810	946,398
1892	2,536,705	1,336,157	1,257,858	684,633	731,957	1,303,836	1,837,102	1,091,213
1893	2,367,566	1,520,561	1,219,543	696,690	879,001	1,415,205	2,045,175	1,233,004
1894	2,740,687	1,390,997	1,209,203	519,296	978,689	1,321,359	1,895,232	970,577
1895	2,522,943	1,124,358	1,120,986	410,609	749,463	1,358,206	1,966,620	1,215,626
1896	2,601,000	1,211,624	1,105,577	350,133	1,121,312	1,482,424	1,964,251	1,252,144
1897	2,272,449	901,571	1,139,764	317,975	1,182,490	1,328,834	2,127,030	1,377,545
1898	2,846,440	891,389	1,024,706	403,231	1,732,669	1,559,864	3,301,382	1,658,277
1899	3,092,607	1,563,020	1,343,058	492,129	1,850,955	1,680,760	3,877,991	1,695,111
1900	3,480,156	2,106,632	1,658,694	536,071	2,314,273	1,839,087	4,219,399	1,879,333
1901	3,873,489	2,385,181	1,575,619	609,891	1,986,913	1,927,383	4,120,143	1,728,049
1902	4,481,801	2,970,754	1,938,808	771,426	1,656,275	2,018,023	5,086,052	1,810,261
1903	4,714,032	3,307,730	2,081,451	990,062	1,824,705	2,113,579	5,662,744	1,912,802
1904	4,658,056	3,405,200	1,984,694	994,162	2,514,351	2,486,782	4,916,922	2,204,000
1905	5,158,858	4,164,415	1,948,969	816,787	2,728,543	2,581,357	5,210,717	2,642,437
1906	6,322,490	4,782,697	2,673,013	771,895	2,777,979	2,688,787	6,811,267	3,003,429
1907*	5,763,567	4,021,019	2,114,689	594,671	2,448,012	2,467,761	5,843,511	2,859,395
1908	8,831,833	4,370,700	2,955,836	898,124	3,329,348	3,003,213	4,908,871	3,750,568
1909	8,509,940	3,669,542	2,258,020	901,575	2,485,073	2,595,060	5,218,108	3,116,322
1910	9,431,209	5,768,075	2,932,104	1,438,207	4,516,796	3,420,609	8,237,014	4,202,934
1911	11,955,008	5,001,070	3,460,088	2,207,953	4,742,630	4,013,503	8,105,330	5,331,710

*9 months.

PROGRESS OF CANADA—*Continued.*

COMMERCE—*Continued.*

FOR CONSUMPTION—*Continued.*

Metals and Minerals and Manufactures of								Fiscal years.
Total Metals and Minerals and Mfrs. of		Brass and Mfrs. of.	Copper and Mfrs. of.	Iron and Steel and Mfrs. of.		Tin and Mfrs. of.	Oils.	
Dutiable.	Free.			Dutiable.	Free.			
$	$	$	$	$	$	$	$	
.....	.....	.....	.....	.....	.....	.....	.....	1868
.....	.....	.....	.....	.....	.....	.....	.....	1869
.....	.....	.....	.....	.....	.....	.....	.....	1870
.....	.....	.....	.....	.....	.....	.....	.....	1871
.....	.....	.....	.....	.....	.....	.....	.....	1872
.....	.....	.....	.....	.....	.....	.....	.....	1873
12,289,235	9,956,875	82,853	159,204	11,903,866	9,011,245	115,487	800,862	1874
11,236,340	9,187,418	83,388	102,940	10,809,395	8,346,268	80,165	897,614	1875
7,799,075	6,402,117	85,176	116,231	7,439,710	5,631,840	88,510	654,634	1876
8,001,876	4,453,274	115,245	128,350	6,868,392	3,675,520	602,169	793,757	1877
7,415,110	3,309,174	125,319	134 339	6,367,253	2,682,409	504,125	862,722	1878
6,869,402	2,319,845	128,068	157,496	5,719,120	1,872,728	525,786	792,664	1879
8,233,325	3,346,156	224,705	125,192	6,452,653	3,202,667	810,971	861,452	1880
10,337,495	4,516,244	276,958	160,329	7,900,514	4,357,605	1,185,630	1,024,447	1881
14,359,869	5,523,897	362,581	222,219	12,030,605	4,748,813	1,348,629	1,158,831	1882
15,799,341	6,949,043	428,483	267,414	13,879,223	5,557,335	1,274,150	1,482,973	1883
11,969,834	5,098,295	393,544	235,510	10,464,227	3,822,360	1,018,493	1,250,082	1884
9,154,071	4,257,749	377,391	183,485	7,823,070	2,946,237	1,060,882	1,298,091	1885
9,535,318	3,655,728	412,662	226,389	8,128,827	2,292,262	1,117,368	1,338,837	1886
11,517,649	4,250,317	480,631	327,872	9,879,520	2,726,665	1,187,282	1,377,983	1887
10,582,477	3,553,916	548,010	305,781	8,958,773	2,017,965	1,164,273	1,269,018	1888
11,489,327	4,315,264	536,650	495,504	9,831,558	2,564,995	1,243,794	1,315,910	1889
12,561,240	4,841,884	554,545	484,189	10,715,181	2,643,480	1,289,756	1,490,586	1890
12,181,719	5,549,331	603,078	563,522	10,157,290	3,638,282	1,206,918	1,779,234	1891
11,983,713	4,802,145	537,771	437,894	10,139,038	2,214,811	1,594,205	1,540,581	1892
12,233,497	4,860,639	514,171	476,493	10,265,989	2,491,161	1,274,866	1,532,044	1893
10,338,702	4,370,789	457,913	281,801	8,842,241	2,130,200	1,310,389	1,374,324	1894
8,945,689	3,377,741	463,340	258,625	7,569,775	1,307,136	973,398	1,379,176	1895
10,065,540	4,393,519	543,001	294,817	8,607,759	1,507,324	1,237,684	1,619,609	1896
10,152,944	4,621,420	525,486	270,262	8,781,463	1,967,420	1,274,108	1,491,274	1897
14,683,424	6,993,240	622,659	868,360	12,901,474	3,914,381	1,550,851	1,442,195	1898
17,968,925	7,223,503	826,186	798,386	15,878,704	4,280,276	1,372,813	1,612,096	1899
24,811,760	11,744,272	935,895	1,271,659	22,474,769	7,083,647	2,418,455	1,895,505	1900
21,332,026	12,769,027	920,260	1,103,407	19,093,092	8,087,273	2,339,109	2,159,171	1901
26,742,577	14,456,975	1,111,740	1,507,364	24,334,292	8,942,810	2,293,958	2,436,241	1902
33,929,562	17,630,940	1,320,294	1,544,264	31,127,638	11,163,331	2,712,186	3,004,424	1903
35,454,896	16,266,638	1,385,687	1,462,320	32,394,068	9,954,401	2,389,557	3,425,855	1904
34,733,578	19,128,697	1,472,866	2,042,429	31,464,244	10,900,432	2,791,757	3,652,220	1905
42,304,375	17,506,750	1,936,578	3,102,157	38,311,201	6,661,067	3,336,948	3,448,557	1906
42,066,747	15,824,045	1,969,506	3,066,571	38,248,763	6,087,377	2,719,813	2,797,940	1907*
55,846,507	23,768,392	2,362,209	3,363,657	50,436,227	11,616,514	4,059,281	4,087,723	1908
36,482,298	17,957,527	1,661,523	2,469,646	32,371,157	8,346,604	2,985,361	4,681,679	1909
53,257,035	25,128,002	2,228,215	3,488,260	47,848,457	11,604,489	3,822,443	5,543,462	1910
76,338,804	29,388,138	2,997,435	4,384,329	69,113,694	12,657,784	4,647,784	7,869,288	1911

STATISTICAL RECORD OF THE

TRADE AND

PRINCIPAL IMPORTS

Fiscal years.	Paints and Colours.	Paper and Mfrs. of.	Provisions.	Seeds.	Settlers' Effects.	Silk and Mfrs. of.		Spirits and Wines.
						Dutiable.	Free.	
	$	$	$	$	$	$	$	$
1868	.....	.....	.....	.....	.....	.....	.....	.....
1869	.....	.....	.....	.....	.....	.....	.....	.....
1870	.....	.....	.....	.....	.....	.....	.....	.....
1871	.....	.....	.....	.....	.....	.....	.....	.....
1872	.....	.....	.....	.....	.....	.....	.....	.....
1873	.....	.....	.....	.....	.....	.....	.....	.....
1874	496,572	779,253	1,917,021	219,982	1,240,618	2,180,801	17,851	2,378,428
1875	736,977	775,133	2,346,408	175,562	1,358,296	2,403,395	30,651	1,622,938
1876	570,697	590,228	1,690,200	135,286	962,623	1,468,643	22,369	1,922,504
1877	683,237	624,633	1,520,992	224,468	886,864	1,286,044	38,107	1,280,126
1878	551,459	614,694	1,258,991	260,078	803,506	1,528,091	52,650	1,242,474
1879	552,857	712,428	792,793	258,329	724,847	1,621,218	55,827	1,378,584
1880	560,556	805,934	1,076,422	232,274	770,216	1,816,375	84,300	908,756
1881	479,307	990,379	1,530,460	141,360	877,913	2,295,255	124,884	1,221,212
1882	553,988	1,225,339	2,113,449	226,795	1,557,246	2,583,039	184,032	1,508,133
1883	615,920	1,287,800	2,520,968	236,247	1,698,735	2,302,459	194,618	1,699,421
1884	545,648	1,014,994	2,204,851	286,849	1,712,952	1,726,110	134,912	1,480,904
1885	587,034	997,908	2,017,890	262,300	1,550,454	1,851,178	156,235	1,455,044
1886	608,987	1,088,145	1,432,119	398,155	1,336,717	1,909,533	174,408	1,363,174
1887	607,439	1,216,795	1,252,370	417,084	1,469,796	2,278,137	172,382	1,145,811
1888	638,969	1,160,858	1,616,317	436,979	1,669,327	2,139,130	180,443	1,262,460
1889	636,545	1,132,544	2,456,607	699,193	1,797,112	2,204,485	176,374	1,358,105
1890	706,705	1,221,473	2,110,011	483,927	1,819,217	2,155,060	206,324	1,474,379
1891	626,518	1,142,313	1,402,385	428,449	1,778,556	2,047,574	190,354	1,445,898
1892	643,816	1,216,887	1,034,488	603,588	2,024,918	2,034,028	278,066	1,415,316
1893	668,528	1,187,470	747,675	478,221	2,223,269	2,236,272	229,299	1,430,171
1894	630,528	1,015,652	922,352	600,177	3,322,499	1,949,553	219,849	1,367,707
1895	537,457	975,929	674,323	566,248	2,540,681	1,675,151	138,080	1,161,679
1896	670,387	1,006,598	700,826	714,915	2,188,975	1,776,145	200,742	1,223,390
1897	614,435	1,002,941	702,881	612,956	2,233,730	1,486,068	151,486	1,306,722
1898	758,670	1,136,432	1,499,804	568,370	2,828,675	2,000,527	241,884	1,312,246
1899	888,122	1,263,556	1,710,355	1,551,221	2,805,956	2,932,556	279,032	1,564,959
1900	1,027,121	1,408,209	1,906,303	1,924,660	3,065,410	3,185,369	291,153	1,741,711
1901	926,515	1,803,928	2,345,694	1,322,227	3,740,630	3,108,826	277,521	1,921,518
1902	1,150,541	1,946,126	2,257,535	2,399,097	4,580,481	3,430,188	369,043	1,995,938
1903	1,369,134	2,110,364	1,714,168	1,941,606	6,442,724	3,793,114	386,437	2,211,501
1904	1,263,176	2,619,033	1,746,974	1,015,177	6,758,913	3,715,037	389,273	2,458,503
1905	1,498,691	2,963,618	1,553,015	783,557	7,084,659	4,379,401	462,247	2,548,108
1906	1,380,427	3,176,129	3,028,744	2,133,759	9,254,511	4,331,352	473,653	2,762,280
1907*	1,087,829	2,644,510	2,647,249	4,052,212	5,775,378	3,450,373	356,180	2,358,881
1908	1,546,133	4,042,500	3,788,733	1,709,987	10,682,490	4,811,025	480,900	3,446,030
1909	1,156,298	3,651,318	3,983,424	1,292,339	7,721,599	4,275,694	400,600	3,330,583
1910	1,376,023	4,646,014	4,295,007	1,184,174	10,273,428	5,555,870	427,970	3,903,700
1911	1,593,375	5,537,411	4,634,541	1,708,981	14,072,611	6,479,043	451,405	4,538,018

* 9 months.

COMMERCE—*Continued.*

FOR CONSUMPTION—*Concluded.*

Sugar, Molasses, &c.	Tea.	Tobacco.	Vegetables.	Wood and Mfrs. of.		Wool and Mfrs. of.		Fiscal years.
				Dutiable.	Free.	Dutiable.	Free.	
$	$	$	$	$	$	$	$	
.....	.....	.....	.....	.....	.....	.....	.....	1868
.....	.....	.....	.....	.....	.....	.....	.....	1869
.....	.....	.....	.....	.....	.....	.....	.....	1870
.....	.....	.....	.....	.....	.....	.....	.....	1871
.....	.....	.....	.....	.....	.....	.....	.....	1872
.....	.....	.....	.....	.....	.....	.....	.....	1873
6,127,628	3,454,838	1,724,020	63,396	977,137	1,435,435	13,323,662	956,557	1874
5,918,665	3,480,707	1,623,380	89,613	952,328	871,968	13,539,480	1,376,165	1875
6,009,793	4,229,769	1,391,758	88,550	802,925	696,360	8,679,759	707,573	1876
6,105,560	3,514,678	1,218,828	71,128	911,669	877,137	8,996,002	896,776	1877
7,126,951	2,597,847	1,044,081	83,867	878,776	914,281	8,617,362	1,106,995	1878
6,509,703	3,011,381	1,136,619	77,798	745,957	594,053	7,063,488	841,315	1879
4,586,171	2,750,460	1,029,791	102,752	568,411	445,729	6,296,699	1,684,761	1880
6,074,150	3,585,973	1,180,635	100,608	971,216	693,552	8,742,024	1,598,877	1881
5,982,659	3,840,477	1,626,436	127,185	1,539,185	1,354,459	10,177,704	1,843,857	1882
6,443,866	3,568,952	1,533,676	181,570	2,275,845	1,506,763	10,112,592	2,054,107	1883
6,632,500	3,182,196	2,125,791	231,329	1,213,570	1,318,658	8,411,492	1,170,844	1884
5,939,881	3,573,330	1,823,665	173,290	977,444	1,174,357	9,057,833	1,342,405	1885
5,307,759	4,229,493	2,017,611	174,423	1,039,860	910,731	9,332,392	1,785,828	1886
5,573,628	3,422,830	1,705,438	201,684	1,143,875	939,158	11,835,243	1,877,466	1887
6,061,185	3,054,706	1,717,039	190,075	1,272,299	939,911	9,842,503	1,331,540	1888
6,902,837	3,006,655	1,546,423	204,466	1,461,430	998,040	10,414,963	1,617,120	1889
6,452,634	3,073,643	1,642,986	269,524	1,574,646	1,217,441	11,017,261	1,750,226	1890
6,366,230	2,981,415	1,974,815	229,794	1,296,400	1,802,455	9,962,846	1,446,655	1891
10,050,563	3,650,940	1,987,534	239,099	1,217,098	1,130,750	10,341,309	1,728,612	1892
7,619,329	2,975,452	2,008,300	220,631	1,168,042	1,146,223	10,946,586	1,686,703	1893
9,440,584	3,039,937	2,034,303	233,440	993,740	1,666,315	9,493,629	1,125,780	1894
8,535,756	3,115,025	1,619,429	210,795	838,276	1,665,229	7,952,932	1,183,325	1895
6,052,512	3,252,133	1,606,074	219,683	932,577	1,969,043	8,670,691	1,265,876	1896
8,560,824	3,310,358	2,335,520	221,081	949,721	2,050,183	7,125,748	930,545	1897
5,605,819	2,721,189	685,015	289,297	952,630	2,543,578	7,985,866	2,019,091	1898
6,795,816	3,511,728	2,170,576	335,186	1,140,836	2,929,608	9,803,203	1,506,027	1899
8,605,050	3,604,027	1,904,799	402,430	1,372,404	3,624,039	9,801,565	1,754,712	1900
9,316,532	3,176,795	2,158,776	441,139	1,427,457	3,509,615	9,944,105	1,413,344	1901
8,862,531	2,940,397	2,413,404	417,407	1,617,155	4,274,209	10,946,856	1,660,499	1902
7,957,904	3,464,739	2,867,564	704,423	1,922,409	5,064,061	13,561,915	1,517,360	1903
8,868,252	4,696,442	3,006,657	694,407	2,425,839	6,967,014	15,159,383	1,635,210	1904
9,916,854	3,670,940	2,979,404	966,131	2,521,681	6,015,007	15,572,911	1,956,504	1905
11,736,112	3,665,781	3,425,422	786,494	2,621,735	6,015,589	17,451,833	1,899,096	1906
7,297,724	3,185,993	3,537,013	515,951	2,159,802	5,822,969	14,890,494	1,263,194	1907*
11,948,629	4,343,601	4,233,648	1,094,460	3,188,161	10,031,548	20,962,753	1,931,795	1908
13,939,897	5,080,278	4,169,310	1,016,248	2,504,135	6,282,035	15,833,267	1,529,083	1909
14,946,412	5,347,854	4,030,670	1,303,317	3,358,039	8,104,483	22,427,177	2,198,219	1910
17,480,855	5,654,883	4,816,292	1,738,142	4,589,839	12,647,523	24,087,994	2,294,777	1911

STATISTICAL RECORD OF THE

TRADE AND

EXPORTS OF CANA

THE MINE.

Fiscal years.	Asbestos.		Coal.		Copper.		Lead.	
	Quantity.	Value.	Quantity.	Value.	Quantity.	Value.	Quantity.	Value.
	Tons.	$	Tons.	$	Lbs.	$	Lbs.	$
1868	.....	.....	265,335	640,708	11,150,000	394,220	112,000	
1869	.....	.....	440,308	763,262	19,810,000	516,630	26,000	17
1870	.....	.....	286,707	588,799	10,872,000	271,221	.....	.....
1871	.....	.....	318,287	662,451	6,246,000	120,121	8,000	208
1872	.....	.....	322,283	733,083	8,922,000	103,990	12,000	340
1873	.....	.....	404,757	951,886	5,176,000	166,525	.....	.....
1874	.....	.....	418,357	1,343,739	6,296,000	135,077	120,000	2,070
1875	.....	.....	288,176	937,923	4,890,000	143,011	8,000	60
1876	.....	.....	277,832	977,188	4,460,000	352,035	358,000	7,516
1877	.....	.....	249,536	855,968	2,626,000	264,442	14,000	50
1878	.....	.....	340,127	1,210,689	1,308,000	119,629	18,000	720
1879	.....	.....	315,793	937,268	196,000	19,762	.....	.....
1880	.....	.....	344,694	1,013,899	11,766,000	150,799	4,000	230
1881	.....	.....	420,055	1,123,091	39,604,000	150,412	.....	.....
1882	.....	.....	421,311	1,078,704	89,488,000	139,245	.....	.....
1883	.....	.....	430,081	1,087,411	8,804,000	150,479	4,000	32
1884	.....	.....	451,631	1,201,172	3,354,000	214,044	.....	5
1885	.....	.....	479,706	1,468,166	2,514,000	246,230	8,000	36
1886	.....	.....	493,508	1,416,160	10,448,000	291,397	.....	.....
1887	.....	.....	527,004	1,522,272	10,534,000	181,545	.....	.....
1888	3,428	228,355	563,341	1,730,466	4,036,000	146,485	20,000	724
1889	4,649	323,886	645,515	2,232,154	2,687,620	202,784	.....	18
1890	6,563	444,159	715,364	2,447,936	5,088,331	244,337	8,000	2,000
1891	7,022	513,909	833,684	2,916,465	10,994,498	505,196	.....	.....
1892	7,316	514,412	945,125	3,195,467	4,477,203	216,603	62,000	5,200
1893	5,898	396,718	908,232	3,114,558	7,317,142	395,819	150,000	2,329
1894	6,229	339,756	995,998	3,321,565	1,193,574	88,352	3,312,619	5,337
1895	8,593	493,075	1,110,567	3,578,195	3,443,458	222,657	18,058,806	333,763
1896	9,588	482,679	1,025,060	3,249,069	3,575,482	194,771	20,301,428	408,625
1897	10,969	510,916	1,102,067	3,330,017	10,130,317	550,462	30,123,504	524,181
1898	18,424	510,368	1,082,123	3,273,415	13,926,968	864,778	43,957,021	1,008,147
1899	14,520	453,176	1,140,840	3,562,794	8,470,628	922,979	34,047,494	895,349
1900	18,164	490,909	1,641,031	4,599,602	13,827,495	1,387,388	20,165,301	688,691
1901	26,715	864,573	1,888,538	5,307,060	26,345,776	2,659,261	65,602,338	2,517,084
1902	33,072	1,131,202	1,817,534	4,867,088	30,390,616	2,990,362	30,613,904	889,318
1903	30,661	955,405	1,979,951	5,452,434	29,631,888	2,907,705	16,277,956	384,077
1904	34,636	984,836	1,646,505	4,346,660	44,695,291	4,504,040	16,195,618	347,740
1905	41,127	1,311,524	1,615,322	3,930,802	38,557,970	4,857,525	51,989,401	1,187,132
1906	57,075	1,578,137	1,820,511	4,643,198	44,282,348	7,148,633	19,531,240	678,041
*1907	41,008	1,206,776	1,285,346	3,346,402	26,120,034	5,127,953	18,519,817	639,479
1908	59,033	1,730,575	1,877,258	4,810,284	56,944,190	7,879,761	27,895,514	1,088,125
1909	59,707	1,757,648	1,613,892	4,505,221	54,326,721	6,406,528	12,032,364	380,381
1910	64,038	1,886,613	1,826,339	5,013,221	57,536,116	6,023,925	18,445,315	529,422
1911	69,829	2,076,477	2,315,171	6,014,095	55,005,342	5,575,033	3,198,047	160,933

* 9 months.

PROGRESS OF CANADA—*Continued.*

COMMERCE—*Continued.*

DIAN PRODUCE.

Gold.	Silver.	The Fisheries.						Fiscal years.
		Codfish, Dry Salted.		Lobsters, Canned.		Salmon, Canned.		
		Quantity.	Value.	Quantity.	Value.	Quantity.	Value.	
$	$	Cwt.	$	Lbs.	$	Lbs.	$	
15,814	.....	603,510	1,955,070	.....	.....	269,492	45,765	1868
174,806	.....	1,661,457	1,793,639	.....	.....	442,476	78,424	1869
131,145	.....	500,667	2,055,692	.....	.....	.....	74,481	1870
163,037	595,261	509,399	2,370,569	.....	.....	599,758	109,759	1871
1,231,440	1,379,380	694,181	2,595,057	.....	.....	.....	82,042	1872
1,035,254	1,088,642	677,077	2,664,395	1,973,376	323,020	.....	62,847	1873
1,073,922	407,835	781,530	2,657,287	4,330,180	523,533	1,343,966	204,440	1874
1,605,790	443,443	658,735	2,697,537	4,533,107	592,671	1,545,775	250,765	1875
1,472,471	581,378	629,347	2,976,689	4,574,967	571,902	763,220	96,475	1876
1,189,075	122,695	734,971	3,250,557	6,108,726	669,503	585,527	81,691	1877
1,031,509	103,681	774,665	3,189,336	8,105,871	926,589	3,327,400	407,711	1878
944,095	637,000	806,889	3,195,331	10,471,638	1,103,960	4,965,008	614,817	1879
1,086,994	149,146	939,096	3,561,141	8,791,779	917,987	2,892,141	302,725	1880
767,318	34,494	943,304	3,164,665	13,295,502	1,347,901	2,844,183	297,992	1881
930,151	15,110	872,423	3,387,811	14,809,152	1,431,741	7,488,020	897,172	1882
911,383	14,200	725,334	3,653,083	15,106,980	1,478,895	10,977,223	1,156,223	1883
952,131	12,920	850,582	3,739,600	10,818,187	1,145,641	7,348,417	802,017	1884
999,007	7,539	847,703	3,053,321	14,584,890	1,653,178	5,040,940	510,893	1885
1,210,864	25,137	761,222	2,384,500	14,094,572	1,662,992	4,087,223	413,817	1886
1,017,401	24,937	819,716	2,524,531	12,772,577	1,379,243	5,335,019	602,465	1887
810,352	299,420	782,210	3,101,388	11,344,442	1,220,523	8,303,190	918,823	1888
623,479	168,265	708,366	3,075,483	9,262,809	1,095,763	6,738,473	752,821	1889
657,022	201,615	722,540	3,014,275	8,001,355	997,654	17,924,054	2,069,736	1890
554,126	238,367	731,778	3,119,530	12,000,736	1,750,750	15,935,710	1,745,140	1891
316,177	193,441	689,482	3,146,799	10,219,868	1,655,062	12,368,159	1,254,579	1892
247,868	65,406	711,837	3,009,816	12,618,662	1,780,259	8,219,518	870,378	1893
318,258	423,767	710,167	3,146,676	13,501,490	2,073,335	24,042,111	2,386,696	1894
612,729	651,737	795,944	3,327,411	12,287,162	1,828,981	20,524,350	2,009,413	1895
1,099,053	1,595,548	763,825	3,076,192	14,490,459	2,146,309	22,481,633	2,536,755	1896
2,804,101	2,613,173	713,450	2,698,605	11,314,069	2,075,155	27,961,895	2,856,127	1897
3,587,953	3,519,786	712,566	2,580,312	11,918,800	2,290,872	41,646,995	3,430,645	1898
3,272,702	2,630,281	686,012	2,702,554	11,037,153	2,320,060	25,942,171	2,407,481	1899
14,148,543	1,354,053	737,177	2,994,683	10,471,838	2,372,859	37,012,280	2,883,330	1900
24,445,156	2,420,750	732,944	2,761,481	11,178,647	2,283,930	35,343,424	2,889,480	1901
19,668,015	2,055,428	759,168	3,161,674	10,154,587	2,149,395	49,302,654	5,012,738	1902
16,437,528	1,802,690	810,175	3,336,900	11,539,142	2,591,585	23,322,492	2,589,660	1903
18,715,539	1,865,528	628,040	2,755,927	10,683,919	2,519,816	15,725,397	1,772,126	1904
15,208,380	2,098,778	565,683	2,922,302	11,723,246	2,754,598	12,948,618	1,679,014	1905
12,991,916	4,310,528	607,681	3,496,596	11,144,402	3,010,203	45,978,123	4,943,113	1906
7,226,954	5,507,259	554,087	3,049,203	5,168,155	1,368,927	15,352,410	1,992,011	1907*
8,817,041	10,755,599	637,130	3,678,916	9,474,832	2,651,513	22,525,089	2,897,719	1908
7,293,420	13,284,094	682,953	3,295,341	9,298,457	2,755,034	18,121,401	2,468,479	1909
6,016,126	15,009,937	775,140	3,565,757	9,687,529	2,619,156	34,656,097	4,368,005	1910
5,344,465	17,269,168	773,401	4,274,329	9,609,874	2,735,917	25,635,892	3,668,584	1911

STATISTICAL RECORD OF THE

TRADE AND

EXPORTS OF CANA

THE

Fiscal years.	Logs.		Lumber.					
			Deals, Pine.		Deals, Spruce and Other.		Planks and Boards.	
	Quantity.	Value.	Quantity.	Value.	Quantity.	Value.	Quantity.	Value.
	M. ft.	$	St. Hd.	$	St. Hd.	$	M. ft.	$
1868	.....	170,489	146,396	3,989,761	Included with "Deals Pine" prior to 1885.		671,025	6,640,689
1869	.....	96,347	187,117	5,293,583			677,859	6,690,956
1870	.....	112,115	160,057	4,921,417			846,882	8,256,599
1871	17,128	84,465	141,411	4,862,892			829,550	8,355,874
1872	13,199	64,347	174,483	5,113,978			898,209	8,724,395
1873	13,177	86,701	152,889	6,141,960			901,734	11,357,099
1874	9,549	50,272	331,716	7,898,889			911,794	9,221,141
1875	5,530	24,314	210,055	8,374,038			579,686	6,224,781
1876	9,360	33,942	223,963	7,728,134			421,664	4,647,470
1877	15,634	68,477	254,107	8,137,270			425,220	4,513,407
1878	21,384	84,779	252,658	7,638,042			437,900	4,375,152
1879	25,031	94,777	199,283	5,017,852			446,026	4,119,196
1880	34,045	134,037	213,613	5,775,634			681,202	5,880,281
1881	37,832	196,074	260,305	8,676,768			652,621	7,101,532
1882	46,835	283,135	263,594	7,945,501			699,777	8,267,862
1883	41,184	262,552	266,068	8,656,541			632,148	8,022,095
1884	45,969	229,870	286,214	8,595,623			670,701	8,439,994
1885	47,829	225,858	83,941	3,293,732	127,663	3,091,545	665,900	8,053,878
1886	66,293	313,965	84,105	3,651,449	160,872	4,001,379	585,203	6,637,878
1887	66,734	346,638	82,916	3,446,629	167,056	4,043,475	580,827	7,007,437
1888	72,204	390,859	60,042	2,344,771	161,970	3,947,644	641,392	7,787,516
1889	93,853	577,095	57,144	2,270,133	165,361	4,295,708	721,900	8,342,470
1890	103,529	682,529	94,062	3,775,021	199,365	5,374,131	697,218	7,931,955
1891	105,464	730,216	81,780	2,891,798	186,442	4,817,322	775,793	8,626,912
1892	149,882	1,115,923	64,945	2,429,870	159,732	4,039,301	713,291	8,050,353
1893	198,613	1,517,157	70,104	3,114,822	181,608	4,647,453	854,446	9,640,683
1894	340,546	2,861,252	65,654	2,751,069	219,724	5,567,631	668,591	7,947,001
1895	283,732	2,233,415	60,518	2,311,915	208,068	5,271,898	667,723	7,407,584
1896	205,227	1,731,321	84,194	3,037,791	223,432	5,579,746	818,529	8,513,419
1897	261,863	2,121,428	67,751	3,266,087	262,946	7,094,485	1,074,181	10,817,912
1898	210,641	1,800,317	78,223	3,814,947	292,743	7,918,366	514,609	5,611,537
1899	189,209	1,569,411	91,571	4,129,638	295,355	7,848,437	649,048	6,876,223
1900	88,407	760,410	71,754	3,276,516	307,637	8,287,960	842,454	9,611,278
1901	137,781	1,055,551	70,572	2,837,828	338,593	8,174,304	735,695	9,380,505
1902	75,757	565,840	66,191	3,164,552	242,636	7,451,148	934,082	12,568,991
1903	51,803	434,128	87,318	3,652,467	251,806	8,315,454	954,241	14,005,788
1904	55,289	419,633	56,210	2,975,614	222,842	7,920,444	824,434	12,707,912
1905	69,372	479,776	40,463	2,076,922	207,605	6,898,769	922,811	13,849,275
1906	72,866	557,262	39,011	2,353,927	188,775	6,554,612	1,123,510	17,958,025
1907*	46,479	460,555	25,275	1,624,518	176,406	6,875,912	881,087	15,330,633
1908	71,323	699,138	25,220	1,666,672	177,087	6,670,673	1,090,559	21,087,569
1909	111,043	928,351	26,725	1,694,277	138,869	5,321,790	1,003,185	19,167,778
1910	113,032	999,681	25,385	1,653,437	158,789	6,161,280	1,255,275	23,252,705
1911	124,516	1,193,251	24,232	1,564,518	158,535	6,939,010	1,127,723	21,509,769

* 9 months.

PROGRESS OF CANADA—*Continued.*

COMMERCE—*Continued.*

DIAN PRODUCE—*Continued.*

FOREST.

Shingles.		Wood Blocks for Pulp.		Timber—Square.				Fiscal years.
				Total.		White Pine.		
Quantity.	Value.	Quantity.	Value.	Quantity.	Value.	Quantity.	Value.	
M.	$	Cords.	$	Tons.	$	Tons.	$	
127,371	257,133	.....	.....	650,928	4,160,547	455,837	2,467,629	1868
118,547	235,083	.....	.....	631,311	4,481,509	431,814	2,655,257	1869
112,128	218,242	.....	.....	.....	4,525,595	374,561	2,805,081	1870
118,815	238,411	.....	.....	568,806	5,628,630	356,364	3,349,161	1871
109,589	241,430	.....	.....	628,765	6,309,912	433,826	4,155,974	1872
118,924	303,064	.....	.....	567,375	6,216,128	380,554	3,973,518	1873
135,195	316,055	.....	.....	448,631	5,488,353	256,371	2,740,558	1874
112,524	274,540	.....	.....	568,284	6,593,507	349,173	3,544,255	1875
60,959	136,067	.....	.....	467,012	5,024,755	289,441	2,943,260	1876
49,434	99,843	.....	.....	651,192	7,066,158	412,094	4,235,480	1877
68,833	144,485	.....	.....	464,167	4,714,515	296,516	2,798,472	1878
79,073	149,346	.....	.....	210,511	1,922,737	127,478	1,086,078	1879
67,361	121,445	.....	.....	269,268	2,426,405	148,801	1,214,159	1880
93,313	188,444	.....	.....	523,633	5,905,586	334,153	3,524,317	1881
99,346	238,585	.....	.....	314,186	3,705,914	194,979	2,188,845	1882
100,411	283,530	.....	.....	351,113	4,717,356	213,999	2,852,908	1883
94,951	207,984	.....	.....	397,001	4,999,557	251,297	3,168,236	1884
79,176	183,732	.....	.....	281,064	3,414,286	173,223	2,019,310	1885
69,154	142,347	.....	.....	288,958	3,272,620	167,639	1,750,529	1886
71,933	151,128	.....	.....	170,988	2,192,385	104,560	1,331,033	1887
151,838	311,193	.....	.....	190,464	2,384,037	123,296	1,486,532	1888
193,467	404,680	.....	.....	227,861	3,128,431	149,671	2,014,506	1889
178,801	340,872	.....	80,005	287,041	4,353,870	175,260	2,698,926	1890
208,918	438,929	.....	188,998	221,709	3,084,290	139,285	1,959,197	1891
290,848	599,865	.....	219,458	198,785	2,590,956	118,628	1,573,818	1892
371,377	755,813	.....	386,092	178,363	2,451,374	97,656	1,368,971	1893
388,586	754,743	.....	393,260	179,893	2,590,542	109,312	1,568,835	1894
360,935	687,391	.....	468,009	125,957	1,824,259	70,263	1,037,696	1895
465,731	899,541	.....	627,865	177,731	2,727,417	91,280	1,518,042	1896
683,554	1,201,366	.....	711,152	165,433	2,289,068	88,467	1,283,693	1897
565,759	994,306	.....	912,041	151,555	2,579,986	86,661	1,536,067	1898
564,000	976,153	.....	842,086	175,286	2,475,675	97,693	1,356,654	1899
609,209	1,131,506	.....	902,772	142,680	2,013,746	73,108	1,184,962	1900
623,089	1,145,450	.....	1,397,019	125,119	1,929,945	49,394	891,359	1901
781,160	1,525,386	.....	1,315,038	96,318	1,767,579	47,686	923,795	1902
798,277	1,610,143	.....	1,558,560	125,581	2,551,664	58,632	1,310,557	1903
834,039	1,711,238	479,238	1,788,049	88,437	2,132,274	55,013	1,530,056	1904
799,222	1,620,567	593,624	2,600,814	69,616	1,513,873	38,680	995,870	1905
941,477	1,908,486	614,286	2,649,106	86,261	1,723,574	42,164	967,293	1906
636,372	1,340,854	452,846	1,998,805	64,205	1,474,975	32,967	841,799	1907*
1,090,600	2,547,985	901,861	4,655,371	59,823	1,520,005	33,018	998,298	1908
1,093,812	2,581,755	794,986	4,356,391	63,255	1,179,088	21,872	689,529	1909
938,612	2,331,443	965,271	6,076,628	39,567	934,723	18,020	562,258	1910
735,557	1,685,761	936,791	6,092,715	41,668	1,043,466	19,055	598,774	1911

STATISTICAL RECORD OF THE

TRADE AND

EXPORTS OF CANA

ANIMALS AND

Fiscal years.	Animals Living.						Furs Dressed and Undressed.	Hides and Skins other than Fur.
	Cattle.		Horses.		Sheep.			
	Quantity.	Value.	Quantity.	Value.	Quantity.	Value.		
	No.	$	No.	$	No.	$	$	$
1868	44,442	1,099,940	7,175	590,054	102,433	233,615	422,835	133,214
1869	65,251	1,427,761	10,355	859,174	195,682	454,568	367,557	290,298
1870	107,731	3,006,878	16,461	1,458,111	147,375	388,757	310,077	273,432
1871	79,613	2,278,554	15,293	1,437,464	313,619	829,362	315,622	212,161
1872	22,438	631,228	11,997	1,215,389	353,178	1,015,277	591,465	414,420
1873	25,637	655,594	8,782	922,233	315,832	957,721	935,973	525,094
1874	39,623	951,269	5,399	570,544	252,081	702,564	1,633,501	394,069
1875	38,968	823,522	4,382	460,672	242,438	637,561	1,324,006	365,793
1876	25,357	601,148	4,299	442,338	141,187	507,538	1,779,038	535,641
1877	22,656	715,750	8,306	779,222	209,899	583,020	1,322,757	515,332
1878	29,925	1,152,334	14,179	1,273,728	242,989	699,337	1,326,601	404,562
1879	46,569	2,096,696	16,629	1,376,794	308,093	988,015	1,191,356	416,516
1880	54,944	2,764,437	21,393	1,880,379	398,746	1,422,830	1,035,625	760,594
1881	62,277	3,461,871	21,993	2,094,037	354,155	1,372,127	1,983,096	445,699
1882	62,106	3,256,330	20,920	2,326,637	311,669	1,228,957	1,278,340	386,229
1883	66,396	3,898,028	13,019	1,633,291	308,474	1,388,056	1,087,523	479,140
1884	89,263	5,681,082	11,595	1,617,829	304,403	1,544,605	1,119,756	464,638
1885	143,003	7,377,777	11,978	1,551,629	335,043	1,261,071	1,626,826	621,626
1886	91,866	5,825,188	16,525	2,147,584	359,407	1,182,241	1,656,204	497,988
1887	116,274	6,486,718	18,779	2,268,833	443,495	1,592,167	1,715,302	617,695
1888	100,747	5,012,713	20,397	2,458,231	395,074	1,276,046	2,068,201	573,159
1889	102,919	5,708,126	17,767	2,170,722	360,131	1,263,125	1,836,277	478,506
1890	81,454	6,949,417	16,550	1,936,073	315,931	1,274,347	1,572,396	509,998
1891	117,761	8,772,499	11,658	1,417,244	299,347	1,146,465	1,429,229	508,925
1892	107,179	7,748,949	11,063	1,354,027	329,427	1,385,146	1,555,142	499,615
1893	107,224	7,745,083	13,219	1,461,157	360,509	1,247,855	1,483,083	460,460
1894	86,057	6,499,597	8,734	945,660	233,361	832,666	1,756,763	318,692
1895	93,802	7,120,823	14,744	1,312,676	291,751	1,624,587	1,575,554	962,388
1896	104,451	7,082,542	21,852	2,113,095	391,490	2,151,283	1,799,658	1,164,750
1897	161,369	7,159,388	17,993	1,710,922	313,410	1,002,011	1,694,306	1,562,613
1898	213,010	8,723,292	14,319	1,497,444	351,789	1,272,077	1,529,897	1,120,622
1899	211,847	8,522,835	12,384	898,063	405,322	1,540,857	1,555,287	1,268,485
1900	205,524	9,080,776	10,053	1,166,981	459,944	1,894,012	1,806,966	1,406,339
1901	169,279	9,064,562	7,609	910,273	394,681	1,625,702	1,645,831	2,227,215
1902	184,473	10,663,819	12,687	1,457,173	348,443	1,483,526	1,796,878	1,703,184
1903	176,780	11,342,632	3,878	595,921	401,443	1,655,681	2,398,498	1,971,880
1904	157,417	10,424,671	2,395	401,607	364,053	1,545,117	2,147,958	2,083,975
1905	167,102	11,360,969	2,659	450,900	288,313	1,400,710	2,380,583	2,865,192
1906	176,030	11,656,829	2,794	524,620	244,262	1,172,340	2,464,337	3,528,766
1907*	162,141	10,932,539	2,115	440,178	254,665	1,302,824	2,636,979	2,678,179
1908	150,993	9,301,184	2,270	516,134	227,001	1,196,624	2,507,392	3,643,429
1909	162,945	10,771,366	2,028	367,256	118,896	569,364	2,503,411	4,064,754
1910	157,386	10,792,156	2,762	553,867	111,107	607,740	3,716,320	5,521,953
1911	124,923	8,537,473	2,781	601,286	46,597	286,837	4,277,744	4,657,338

* 9 months.

PROGRESS OF CANADA—*Continued.*

COMMERCE—*Continued.*

DIAN PRODUCE—*Continued.*

THEIR PRODUCE.

Provisions.						Wool		
Bacon and Hams.		Butter.		Cheese.				Fiscal years.
Quantity.	Value.	Quantity.	Value.	Quantity.	Value.	Quantity.	Value.	
Lbs.	$	Lbs.	$	Lbs.	$	Lbs.	$	
9,446,900	783,481	17,865,310	2,427,662	....	.....	1,605,635	444,195	1868
7,856,400	869,746	10,853,268	2,342,270	4,503,370	549,572	2,819,962	816,685	1869
17,524,300	1,553,323	12,260,887	2,353,570	5,827,782	674,486	2,442,692	770,299	1870
10,344,400	1,018,918	15,439,266	3,065,234	8,271,439	1,109,906	2,892,329	839,145	1871
12,543,900	999,156	19,068,418	3,612,679	16,424,025	1,840,284	.....	1,371,738	1872
35,698,300	2,323,299	15,208,633	2,808,979	19,483,211	2,280,412	3,126,572	1,450,927	1873
18,069,400	1,587,463	12,233,046	2,620,305	24,050,982	3,523,201	2,764,796	983,846	1874
8,896,900	826,691	9,268,044	2,337,324	32,342,030	3,886,226	2,647,498	919,680	1875
8,059,300	839,105	12,250,066	2,540,894	35,024,090	3,751,268	2,907,229	933,601	1876
14,090,600	1,252,255	14,691,789	3,073,409	35,930,524	3,748,575	2,476,484	698,974	1877
5,688,224	477,932	13,006,626	2,382,237	38,054,294	3,997,521	2,445,893	707,319	1878
4,647,154	288,615	14,307,977	2,101,897	46,414,035	3,790,300	3,013,587	691,894	1879
9,572,342	533,998	18,535,362	3,058,069	40,368,678	3,893,366	3,619,181	920,923	1880
10,354,687	758,334	17,649,491	3,573,034	49,255,523	5,510,443	1,404,123	409,683	1881
9,829,624	1,071,858	15,161,839	2,936,156	50,807,049	5,500,868	1,053,305	246,657	1882
4,254,360	499,258	8,106,447	1,705,817	58,041,387	6,451,870	1,375,572	280,530	1883
8,117,970	793,802	8,075,537	1,612,481	69,755,423	7,251,989	1,501,031	310,060	1884
8,152,987	717,255	7,330,788	1,430,905	79,655,367	8,265,240	989,925	196,178	1885
8,566,490	653,852	4,668,741	832,355	78,112,927	6,754,626	1,524,184	316,937	1886
11,425,942	906,390	5,485,509	979,126	73,604,448	7,108,978	1,416,238	317,250	1887
7,019,823	660,015	4,415,381	798,673	84,173,267	8,928,242	954,975	223,266	1888
4,066,682	381,293	1,780,765	331,958	88,534,837	8,915,684	1,015,001	217,600	1889
7,192,082	631,079	1,951,585	340,131	94,260,187	9,372,212	1,047,754	235,669	1890
7,554,237	628,469	3,768,101	602,175	106,202,140	9,508,800	1,108,286	245,503	1891
12,142,378	1,152,006	5,736,696	1,056,058	118,270,052	11,652,412	916,390	200,860	1892
18,504,347	1,970,518	7,036,013	1,296,814	113,946,365	13,407,470	1,168,834	228,311	1893
28,509,007	2,938,374	5,534,621	1,095,588	154,977,480	15,488,191	79,878	16,156	1894
40,134,026	3,806,709	3,650,258	697,476	146,004,650	14,253,002	5,463,161	1,049,459	1895
53,736,085	4,381,968	5,889,241	1,052,089	164,689,123	13,956,571	3,916,374	823,920	1896
69,128,452	5,843,619	11,453,351	2,089,173	164,220,699	14,676,239	7,740,177	1,427,959	1897
85,308,829	8,040,778	11,253,787	2,046,686	196,703,323	17,572,763	1,014,420	177,154	1898
116,652,927	10,416,478	20,139,195	3,700,873	189,827,839	16,776,765	90,038	14,420	1899
135,031,874	12,758,025	25,259,737	5,122,156	185,984,430	19,856,324	2,181,047	418,119	1900
105,549,505	11,778,446	16,335,528	3,295,663	195,926,397	20,696,951	1,043,673	186,540	1901
107,980,049	12,403,793	27,855,978	5,660,541	200,946,401	19,686,291	1,972,772	302,049	1902
141,956,904	15,906,334	34,128,944	6,954,618	229,099,925	24,712,943	2,527,150	382,879	1903
127,944,503	13,022,261	24,568,001	4,724,155	233,980,716	24,184,566	1,775,429	306,289	1904
119,700,813	12,515,959	31,764,303	5,930,379	215,733,259	20,300,500	1,971,501	418,575	1905
102,907,888	12,086,868	34,031,525	7,075,539	215,834,543	24,433,169	1,424,795	352,636	1906
77,210,080	9,222,122	18,078,508	4,011,609	178,141,567	22,006,584	1,229,309	330,685	1907*
95,175,167	11,161,628	4,786,954	1,068,703	189,710,463	22,887,237	1,848,318	456,215	1908
75,461,577	8,835,444	6,326,355	1,521,436	164,907,139	20,384,666	1,080,824	202,176	1909
48,837,689	6,848,245	4,615,380	1,010,274	180,859,886	21,607,692	2,320,746	538,077	1910
59,874,525	8,526,432	3,142,862	744,288	181,895,724	20,739,507	1,196,924	257,776	1911

STATISTICAL RECORD OF THE

TRADE AND

EXPORTS OF CANA

AGRICULTURAL

Fiscal years.	Fruits.		Grain.					
	Apples, Green.		Total.		Oats.		Wheat.	
	Quantity.	Value.	Quantity.	Value.	Quantity.	Value.	Quantity.	Value.
	Bbls.	$	Bush.	$	Bush.	$	Bush.	$
1868	.....	.....	10,256,229	9,502,165	1,738,441	754,526	2,284,702	3,648,081
1869	.....	.....	10,293,092	9,592,834	762,620	361,749	3,809,208	3,183,383
1870	.....	.....	13,936,687	10,457,628	2,187,547	720,455	3,557,101	3,705,173
1871	.....	.....	8,343,827	6,702,022	42,386	231,227	1,748,977	1,981,917
1872	.....	.....	10,691,622	8,924,595	85,976	180,342	2,993,119	3,900,582
1873	.....	.....	11.241,143	10,595,699	629,467	217,028	4,379,741	6,023,876
1874	.....	.....	13,370,659	15,026,644	998,100	455,799	6,581,217	8,886,077
1875	.....	.....	15,771,545	14,576,368	2,989,839	1,446,795	4,383,022	4,959,736
1876	.....	.....	21,336,214	17,331,489	2,644,233	1,139,261	6,070,393	6,749,298
1877	.....	.....	13,675,658	10,240,211	2,970,284	1,247,180	2,393,155	2,742,388
1878	.....	.....	16,914,575	12,970,013	2,340,062	959,985	4,393,535	5,376,195
1879	.....	.....	17,790,274	14,344,901	2,373,290	804,325	6,610,724	6,274,640
1880	.....	.....	21,916,565	15,895,429	4,717,040	1,707,326	5,090,505	5,942,042
1881	.....	.....	19,479,764	14,427,478	2,926,532	1,191,873	2,523,673	2,593,820
1882	.....	.....	24,667,031	21,789,981	4,146,954	1,728,774	3,845,035	5,180,335
1883	.....	.....	19,344,515	15,782,392	1,024,053	460,821	5,867,458	5,881,488
1884	.....	.....	13.104.993	9,154,865	1,346,720	501,712	745,526	812,923
1885	238,936	602,260	17,020,744	10,851,662	2,359,002	893,513	2,340,956	1,966,287
1886	222,743	477,004	19,759,656	12,707,440	4,149,988	1,453,996	3,419,168	3,025,864
1887	402,141	852,890	21,506,256	13,469,500	2,048,240	653,837	5,631,726	4,745,138
1888	392,312	813,095	14,350,436	10,235,816	566,721	185,010	2,163,754	1,886,470
1889	771,970	1,528,449	13,134,048	8,962,599	337,185	130,632	490,905	471,121
1890	378,475	993,163	14,553,038	7,625,500	757,792	256,156	422,274	388,861
1891	450,836	1,389,714	10,760,018	7,434,935	260,569	129,917	2,108,216	1,583,084
1892	690,951	1,444,883	26,214,865	16,232,787	6,414,329	2,241,256	8,714,154	6,947,851
1893	1,187,665	2,731,223	22,973,571	13,834,277	7,273,906	2,553,910	9,271,885	7,060,033
1894	278,238	808,473	16,865,066	10,444,028	2,818,702	1,076,751	9,272,208	6,133,452
1895	853,268	1,821,463	14,521,437	8,766,259	926,975	320,458	8,825.689	5,359,109
1896	567,182	1,416,470	14,154,797	8,096,808	968,137	273,861	9,919,542	5,771,521
1897	1,664,470	2,502,968	21,257,147	10,612,685	6,546,881	1,655,130	7,855,274	5,544,197
1898	439,418	1,306,681	34,659,062	23,444,367	9,876,463	3,041,578	18,963,107	17,313,916
1899	1,075,068	2,621,352	24,883,662	13,785,370	10,312,992	3,268,388	10,305,470	7,784,487
1900	956,458	2,578,233	30,055,330	18,057,233	6,929,214	2,143,179	16,844,650	11,995,488
1901	678,651	1,482,927	25,578,118	14,233,639	8,155,063	2,490,521	9,739,758	6,871,939
1902	516,215	1,566,808	34,710,182	23,553,736	5,030,123	2,052,559	26,117,530	18,688,092
1903	1,000,528	2,758,724	43,582,277	29,224,421	7,593,177	2,583,151	32,985,745	24,566,703
1904	1,598,614	4,590,793	24,456,471	17,158,997	4,695,241	1,603,104	16,779,028	13,465,351
1905	1,037,148	2,627,467	19,748,265	15,125,417	2,367,499	862,040	14,700,315	12,386,743
1906	1,217,564	4,083,482	45,277,966	36,410,397	2,700,303	1,083,347	40,399,402	33,658,391
1907*	977,961	2,634,608	32,230,128	23,791,539	4,539,436	1,855,300	25,480,127	20,397,629
1908	1,629,130	4,822,594	53,948,622	45,562,994	7,123,291	3,171,509	43,654,668	40,004,723
1909	1,092,066	2,804,087	59,204,510	53,782,629	5,255,610	2,175,765	49,137,449	48,147,942
1910	1,064,477	4,417,926	56,866,513	56,750,571	3,401,730	1,566,612	49,741,350	52,609,351
1911	523,658	1,756,884	53,841,132	49,536,308	5,431,662	2,144,846	45,802,115	45,521,134

* 9 months.

PROGRESS OF CANADA—*Continued.*

COMMERCE—*Continued.*

DIAN PRODUCE—*Continued.*

PRODUCTS.

Grain Products.				Seeds.		Vegetables.		
		Hay.						
Wheat Flour.				Clover and Grass.		Potatoes.		Fiscal years.
Quantity.	Value.	Quantity.	Value.	Quantity.	Value.	Quantity.	Value.	
Bbls.	$	Tons.	$	Bush.	$	Bush.	$	
...	...	7,859	70,621	...	...	...	...	1868
375,219	1,948,696	4,952	43,431	...	...	...	...	1869
382,177	2,302,149	8,819	65,216	...	...	...	...	1870
306,339	1,609,849	23,487	290,217	...	...	...	...	1871
453,144	2,671,914	50,827	690,023	...	...	...	...	1872
474,190	2,903,454	36,385	448,281	...	...	...	...	1873
540,317	3,194,672	26,725	293,210	...	...	...	...	1874
302,783	1,545,242	20,758	210,686	...	...	...	...	1875
415,504	2,178,389	33,520	321,533	...	...	231,451	85,326	1876
268,605	1,485,438	29,575	254,763	...	...	3,113,820	1,394,784	1877
476,431	2,739,466	17,269	163,628	...	...	1,062,229	361,134	1878
574,947	2,572,675	11,704	105,643	...	...	2,654,422	1,261,389	1879
544,591	2,930,955	64,444	484,967	...	...	1,423,415	459,668	1880
439,728	2,173,108	168,381	1,813,208	...	...	2,295,307	830,218	1881
469,739	2,748,988	90,647	915,691	...	...	3,800,162	2,268,769	1882
489,046	2,515,955	93,740	902,105	...	...	2,424,979	1,048,954	1883
197,389	1,025,995	108,461	913,057	...	...	753,435	231,716	1884
123,777	556,530	134,939	1,270,525	...	...	660,715	234,812	1885
386,099	1,744,969	93,944	1,001,336	...	...	2,222,927	492,702	1886
520,213	2,322,144	76,843	743,396	...	...	1,568,671	439,206	1887
350,115	1,580,019	93,269	903,329	...	...	2,694,730	1,050,495	1888
131,181	646,068	91,480	934,082	...	164,347	975,851	287,763	1889
115,099	521,383	115,162	1,068,554	...	176,212	1,458,797	495,745	1890
296,784	1,388,578	65,083	559,489	...	318,203	3,668,725	1,693,671	1891
380,996	1,784,413	84,926	800,533	...	455,515	586,196	295,421	1892
410,185	1,741,028	151,881	1,452,872	...	221,917	1,112,838	421,958	1893
428,610	1,699,467	276,806	2,601,188	78,253	530,815	1,097,576	397,992	1894
222,975	839,112	199,072	1,539,691	164,670	823,059	1,379,042	527,379	1895
186,716	718,433	214,640	1,976,431	98,018	411,854	596,635	227,606	1896
421,758	1,540,851	113,754	999,238	84,968	359,643	770,339	246,107	1897
1,249,438	5,425,760	37,091	357,844	111,118	405,623	1,450,078	633,927	1898
792,536	3,105,288	62,428	411,631	196,828	722,130	651,235	315,477	1899
768,162	2,791,885	175,416	1,414,109	102,878	317,268	680,520	330,231	1900
1,118,700	4,015,226	252,977	2,097,882	134,594	590,563	887,409	364,387	1901
1,086,648	3,968,850	434,585	4,413,411	300,590	1,289,871	1,330,452	688,281	1902
1,287,766	4,699,143	450,053	3,595,665	178,820	914,923	660,967	386,748	1903
1,587,600	6,129,226	219,874	1,897,730	332,337	1,414,964	2,106,520	1,172,137	1904
1,321,469	5,877,607	151,563	1,261,210	178,290	587,426	713,564	392,052	1905
1,532,014	6,179,825	206,714	1,529,941	255,310	1,452,670	1,259,169	655,904	1906
1,092,123	4,095,207	112,778	1,034,948	141,345	505,501	525,283	377,160	1907*
1,962,740	8,454,954	63,472	725,808	208,322	944,979	707,037	506,318	1908
1,738,038	7,991,413	55,884	643,779	113,447	577,912	1,560,632	919,189	1909
3,064,028	14,859,854	191,098	1,805,849	181,642	923,023	1,923,595	1,133,267	1910
3,049,046	13,854,790	326,132	2,723,291	289,704	1,869,973	994,348	622,592	1911

STATISTICAL RECORD OF THE

TRADE AND

EXPORTS OF CAN

MANUFAC

Fiscal years.	Agricultural Implements.	Carriages, Bicycles, &c.	Cordage, Rope and Twine.	Cotton Mfrs.	Drugs, Dyes, Chemicals, &c.	Household Effects.	Iron and Steel.	Leather and Mfrs. of.
	$	$	$	$	$	$	$	$
1868	.....	21,952	.....	3,000	205,600	.....	466,420	112,094
1869	.....	25,157	.....	16,182	186,750	.....	401,770	214,074
1870	.....	24,841	.....	12,905	154,936	.....	592,326	310,702
1871	.....	25,577	.....	3,704	83,327	.....	766,111	173,961
1872	.....	26,912	.....	5,908	117,823	.....	1,081,430	165,167
1873	.....	25,262	.....	9,376	106,264	.....	1,492,306	314,603
1874	.....	20,050	.....	5,037	95,717	.....	909,171	345,254
1895	.....	14,203	.....	2,245	230,229	.....	727,105	527,348
1876	.....	17,945	.....	6,980	379,258	.....	658,268	1,098,926
1877	.....	14,432	18,189	5,679	172,803	.....	546,266	720,055
1878	86,001	58,409	21,076	2,371	193,831	.....	546,313	821,777
1879	79,911	43,984	23,279	1,418	110,188	.....	446,602	465,351
1880	59,128	40,480	14,084	4,170	171,906	.....	719,163	585,526
1881	31,269	46,442	12,031	1,540	190,147	.....	643,107	528,361
1882	46,142	32,056	11,506	1,372	235,714	.....	664,312	552,338
1883	16,766	21,714	11,355	11,565	305,418	.....	561,624	494,283
1884	17,252	21,756	14,593	10,931	361,156	.....	465,935	518,742
1885	22,640	17,765	44,279	37,191	203,211	.....	296,122	513,380
1886	16,658	22,369	24,763	20,632	167,017	.....	276,098	358,590
1887	48,060	18,540	26,410	10,146	136,077	.....	347,425	581,751
1899	155,219	17,690	45,552	75,173	158,403	.....	423,488	456,316
1889	321,341	27,252	33,413	148,733	159,039	.....	296,719	817,375
1890	367,198	17,457	21,977	108,822	229,799	818,001	294,728	879,401
1891	252,620	26,105	34,995	159,954	260,052	1,032,853	257,471	950,456
1892	402,778	41,443	20,090	322,711	232,617	1,166,059	243,857	1,128,847
1893	462,253	46,500	18,486	371,477	196,026	1,283,264	316,454	1,002,729
1894	465,682	79,547	13,695	549,758	200,293	964,000	295,924	1,704,936
1895	663,718	54,153	45,149	546,168	223,440	991,735	308,711	1,367,064
1896	593,464	97,242	124,947	766,812	265,124	1,237,293	506,946	1,995,075
1897	761,842	371,050	109,673	915,327	197,377	945,855	522,988	1,541,732
1898	1,443,140	447,659	146,487	517,635	205,159	907,989	606,082	1,608,352
1899	1,863,468	307,450	134,522	413,571	247,928	992,813	706,411	1,681,283
1900	1,692,155	236,984	176,716	414,259	316,366	1,095,536	1,425,163	1,871,630
1901	1,742,946	458,097	157,087	504,500	429,334	1,166,533	1,432,961	2,423,075
1902	1,814,730	480,739	250,397	903,595	621,137	1,538,186	2,460,781	2,301,663
1903	2,284,904	251,610	152,226	602,601	689,634	1,326,775	3,263,940	2,365,638
1904	2,556,834	377,542	517,072	569,281	765,525	1,259,291	1,991,821	2,406,033
1905	2,313,620	246,796	344,024	1,103,789	898,891	1,329,030	1,123,354	2,344,609
1906	2,497,601	288,175	490,464	1,278,324	1,242,387	1,646,810	1,597,306	2,417,283
1907*	2,489,330	282,819	172,345	393,301	941,808	1,205,585	1,109,746	1,499,833
1908	3,358,785	537,405	1,134,343	378,960	1,284,130	1,907,288	1,670,671	2,163,177
1909	3,607,135	388,985	1,310,748	325,720	1,274,500	1,756,440	2,489,987	2,369,557
1910	4,319,385	649,790	801,944	314,496	1,675,393	2,274,005	2,487,890	1,379,581
1911	5,903,199	1,151,192	860,487	167,867	1,906,603	1,962,627	2,671,927	1,998,955

* 9 months.

PROGRESS OF CANADA—*Concluded.*

COMMERCE—*Concluded.*

DIAN PRODUCE—*Concluded.*

TURES.

Liquors.		Musical Instruments.	Oil Cake.	Ships.		Wood, Manufactured.		Fiscal years.
Quantity.	Value.			Quantity.	Value.	Total.	Wood Pulp.	
Galls.	$	$	$	Tons.	$	$	$	
105,359	59,845	5,529	37,051	22,722	837,592	71,493	.....	1868
178,665	107,027	7,612	60,615	27,000	1,080,000	65,037	.....	1869
189,067	137,758	8,902	42,802	18,127	725,080	86,532	.....	1870
260,388	190,855	5,610	25,713	14,688	558,144	124,179	.....	1871
396,466	241,573	7,604	67,787	7,911	332,262	152,463	.....	1872
298,953	174,206	8,478	63,938	15,658	782,900	98,617	.....	1873
271,678	120,037	3,751	59,632	14,485	796,675	70,567	.....	1874
196,564	116,819	7,196	56,532	15,789	789,450	107,563	.....	1875
111,962	69,966	11,163	47,766	64,134	2,189,270	196,186	.....	1876
292,939	183,421	20,851	64,984	46,329	1,576,244	297,454	.....	1877
250,923	169,334	22,075	69,762	35,039	1,218,145	309,193	.....	1878
159,523	99,206	24,175	44,572	19,318	529,824	300,818	.....	1879
70,029	34,444	37,320	21,819	16,208	464,327	409,738	.....	1880
64,873	27,353	31,225	39,474	16,808	348,018	414,324	.....	1881
54,869	27,976	91,034	38,288	16,161	402,311	500,894	.....	1882
35,522	22,865	48,769	20,855	23,896	506,538	540,875	.....	1883
28,841	15,485	98,089	6,947	17,368	416,756	621,695	.....	1884
16,141	13,172	144,505	23,127	13,177	246,277	685,999	.....	1885
15,227	14,127	162,754	50,347	14,343	266,363	637,591	.....	1886
9,101	10,886	207,339	86,973	9,263	143,772	573,212	.....	1887
10,049	17,219	271,424	75,374	14,479	289,969	652,700	.....	1888
14,990	20,687	316,568	63,102	16,173	266,817	696,958	.....	1889
32,971	36,325	329,855	42,362	22,844	442,781	870,466	168,180	1890
58,283	65,021	401,553	118,167	15,143	280,474	1,024,448	280,619	1891
97,772	119,319	396,193	187,086	36,399	506,747	1,086,423	355,303	1892
109,932	166,050	309,300	336,714	31,317	363,916	1,280,990	455,893	1893
118,194	196,441	265,508	205,561	21,960	243,429	1,348,199	547,217	1894
144,577	341,597	297,882	94,224	16,567	172,563	1,289,622	590,874	1895
166,085	386,016	342,232	121,424	12,203	99,392	1,555,108	675,777	1896
171,789	457,534	399,725	195,039	9,158	105,164	1,652,317	741,959	1897
108,211	271,020	359,085	198,875	17,210	191,069	2,372,039	1,210,421	1898
131,044	344,989	459,661	143,861	7,419	92,181	2,819,708	1,274,276	1899
154,580	406,156	507,983	224,162	13,164	198,468	3,127,242	1,816,016	1900
166,249	411,645	545,615	183,159	4,390	65,768	2,962,688	1,937,207	1901
174,583	398,236	465,818	205,793	4,285	76,583	3,189,843	2,046,398	1902
221,643	540,620	418,570	289,945	3,040	50,307	4,473,952	3,150,943	1903
317,690	636,619	352,709	286,254	6,480	50,165	3,633,223	2,409,074	1904
428,641	706,665	289,792	101,641	1,884	56,313	4,417,038	3,399,158	1905
595,648	1,055,795	281,799	289,571	3,749	30,370	4,612,917	3,478,150	1906
449,877	997,436	234,374	333,225	2,035	56,160	3,609,937	2,984,945	1907
556,286	1,404,259	277,558	622,091	1,149	24,800	4,997,795	4,037,852	1908
639,484	1,127,482	224,370	569,995	3,244	150,700	5,081,221	4,306,929	1909
628,709	1,168,952	216,134	625,381	1,108	58,470	6,094,844	5,204,597	1910
818,952	1,197,414	226,362	540,119	1,039	55,185	6,661,306	5,715,532	1911

STATEMENT showing the Number and Tonnage of Sea-going Vessels, Vessels (except and Vessels Employed in the Coasting Trade, which Arrived at and De

Fiscal Years.	Sea-going.				Vessels, except Ferries, Employed on Inland Waters.				Vessels Employed	
	Arrived.		Departed.		Arrived.		Departed.		Arrived.	
	Vessels.	Tons.	Vessels.	Tons.	Vessels.	Tons.	Vessels.	Tons.	Vessels.	Tons.
1868	8,038	2,104,009	7,978	2,215,312	20,855	4,399,850	19,259	4,263,654	No returns given ployed in coast 1876.	
1869	9,654	2,459,083	9,597	2,537,482	16,988	2,774,836	17,061	2,689,643		
1870	9,567	2,608,519	8,948	2,476,354	17,866	3,187,596	18,804	3,143,391		
1871	10,353	2,521,573	9,575	2,594,460	21,197	4,055,198	20,512	3,954,797		
1872	10,358	2,989,793	9,898	2,956,911	17,436	3,582,148	16,233	3,279,308		
1873	11,089	3,032,746	10,508	3,052,789	18,960	2,994,434	17,492	2,669,028		
1874	9,282	3,077,987	8,471	2,973,374	16,546	2,805,789	15,466	2,542,707		
1875	7,881	2,521,134	7,724	2,898,074	14,076	2,176,529	13,131	2,021,718		
1876	8,414	2,972,459	8,349	2,938,305	13,908	2,108,364	12,676	1,892,071	31,302	5,167,528
1877	8,808	3,295,987	8,952	3,348,835	15,267	2,363,244	13,686	2,083,178	32,048	4,472,628
1878	8,836	3,341,465	8,680	3,342,919	15,844	2,814,816	14,667	2,555,690	30,814	5,475,733
1879	8,576	3,049,521	8,425	3,039,029	16,268	2,889,510	14,572	2,668,752	30,850	6,118,702
1880	9,307	3,487,735	9,063	3,298,979	17,441	3,707,885	17,065	3,083,246	36,126	7,162,257
1881	10,444	4,032,946	10,320	4,071,391	16,804	2,931,503	15,985	2,763,592	37,429	7,664,863
1882	10,638	3,933,152	10,500	4,003,410	17,450	2,650,835	17,032	2,792,485	37,996	7,515,476
1883	10,781	4,094,357	10,727	3,968,420	17,012	2,987,557	16,310	2,810,401	38,244	8,056,736
1884	11,160	4,250,665	11,183	4,233,636	16,768	3,084,924	16,045	2,789,801	40,300	8,114,637
1885	10,639	3,800,664	10,553	3,843,951	14,842	3,403,823	15,117	3,036,274	41,879	8,314,898
1886	10,603	4,026,415	10,768	4,018,156	15,284	3,022,069	15,673	2,902,592	44,850	8,538,502
1887	13,203	4,236,765	12,947	4,125,671	15,854	2,909,147	15,931	2,819,415	48,733	9,138,456
1888	15,675	4,623,506	15,132	4,574,297	16,595	3,039,985	16,901	2,979,520	50,929	9,789,806
1889	14,155	4,611,392	14,389	4,685,209	18,406	3,365,103	18,107	3,392,517	52,927	10,219,856
1890	15,722	5,215,476	15,402	5,112,809	20,608	4,067,921	20,693	4,049,894	60,550	11,690,636
1891	15,548	5,273,935	15,773	5,421,261	19,000	4,098,434	19,008	4,009,018	64,178	12,835,774
1892	15,672	5,475,999	15,289	5,276,975	17,058	4,081,605	17,324	3,857,866	62,606	12,935,782
1893	13,691	5,371,618	13,856	5,236,993	17,952	4,136,484	17,682	3,794,439	60,524	12,794,532
1894	14,297	5,775,810	14,043	5,504,726	18,306	4,864,029	19,360	4,208,516	60,421	13,876,293
1895	14,158	5,575,657	13,718	5,401,172	16,539	4,222,713	15,874	3,901,421	60,308	13,234,015
1896	15,291	5,895,360	14,511	5,563,464	18,135	5,323,260	17,047	5,088,389	63,215	11,049,916
1897	13,701	6,091,433	13,393	5,919,547	16,694	4,716,845	16,601	6,646,108	63,989	14,439,736
1898	14,190	6,365,802	13,597	6,219,683	18,777	5,951,705	17,483	6,208,926	73,211	15,471,070
1899	13,909	6,733,151	13,212	6,503,903	20,163	5,986,132	19,533	6,196,924	71,377	15,929,325
1900	14,607	7,262,721	13,939	6,912,400	21,699	6,438,924	21,195	6,300,050	73,50	17,245,694
1901	13,752	7,514,732	12,953	7,028,330	20,814	5,720,575	20,313	5,766,171	71,804	17,927,959
1902	15,339	7,603,034	14,967	7,128,454	23,585	7,595,741	23,822	7,698,175	81,243	21,245,649
1903	14,278	8,050,516	14,054	7,790,659	30,819	9,107,386	30,575	8,706,482	83,251	23,285,070
1904	14,985	8,143,856	15,059	7,682,849	21,110	8,122,839	20,516	7,252,661	79,331	23,412,880
1905	13,926	7,993,770	13,871	7,594,685	20,760	7,970,290	21,433	8,719,075	77,290	22,655,604
1906	15,282	8,895,353	14,534	7,948,076	22,646	9,352,653	22,525	8,536,090	78,584	23,543,604
1907*	10,674	7,121,468	9,801	6,783,406	20,060	8,603,411	19,870	8,087,606	54,457	16,415,831
1908	15,087	10,189,275	14,717	9,301,996	22,322	9,712,052	23,486	10,371,708	81,012	26,734,746
1909	15,140	10,261,187	15,042	9,501,689	21,774	10,626,876	21,763	10,308,851	81,705	27,645,022
1910	15,008	10,950,600	14,776	9,853,713	22,919	12,084,359	23,362	11,679,319	88,706	29,912,254
1911	15,235	11,919,339	14,709	10,377,847	23,820	13,286,102	23,668	11,846,257	93,402	34,280,669

* 9 months.

Ferries) trading on the Lakes and Rivers between Canada and the United States parted from Canadian Ports during each Fiscal Year 1868 to 1911 inclusive.

in Coasting Trade.		Recapitulation—Total Vessels, Arrived and Departed.						Fiscal Years.
Departed.		Arrived.		Departed.		Totals.		
Vessels.	Tons.	Vessels.	Tons.	Vessels.	Tons.	Vessels.	Tons.	
		28,893	6,503,859	27,237	6,478,966	56,130	12,982,825	1868
		26,642	5,233,919	26,658	5,227,125	53,300	10,461,044	1869
showing vessels em-		27,433	5,796,115	27,752	5,619,745	55,185	11,415,860	1870
ing trade prior to		31,550	6,576,771	30,087	6,549,257	61,637	13,126,028	1871
		27,794	6,571,941	26,131	6,236,219	53,925	12,808,160	1872
		30,049	6,027,180	28,000	5,721,817	58,049	11,748,997	1873
		25,828	5,883,776	23,937	5,516,081	49,765	11,399,857	1874
		21,957	4,697,663	20,855	4,829,792	42,812	9,527,455	1875
30,273	5,133,411	53,624	10,248,351	51,298	9,963,787	104,922	20,212,138	1876
30,776	4,496,234	56,123	10,131,859	53,414	9,928,247	109,537	20,060,106	1877
30,232	5,571,928	55,494	11,632,014	53,579	11,470,537	109,073	23,102,551	1878
29,663	5,947,981	55,694	12,057,733	52,660	11,655,762	108,354	23,713,495	1879
34,367	6,890,756	62,874	14,357,877	60,495	13,272,981	123,369	27,630,858	1880
36,368	7,451,903	64,677	14,632,312	62,613	14,286,886	127,290	28,919,198	1881
37,770	7,275,588	66,084	14,099,463	65,302	14,071,483	131,386	28,170,946	1882
36,916	7,626,830	66,037	15,048,650	63,953	14,405,651	129,990	29,454,301	1883
39,070	7,359,070	68,228	15,450,226	66,298	14,382,507	134,526	29,832,733	1884
40,269	7,629,524	67,360	15,519,385	65,939	14,509,749	133,299	30,029,134	1885
44,210	7,829,772	70,737	15,586,986	70,651	14,750,520	141,388	30,337,506	1886
47,454	8,375,221	77,790	16,284,368	76,332	15,320,307	154,122	31,604,675	1887
49,187	8,999,473	83,199	17,453,397	81,220	16,553,290	164,419	34,006,587	1888
51,120	9,614,721	85,488	18,196,351	83,616	17,692,447	169,104	35,888,798	1889
58,579	11,106,479	96,880	20,974,033	94,674	20,269,182	191,554	41,243,215	1890
61,386	12,150,356	98,726	22,208,143	96,167	21,580,635	194,893	43,788,778	1891
59,830	12,174,147	95,336	22,493,386	92,443	21,308,988	187,779	43,802,374	1892
57,739	11,784,591	92,167	22,302,634	89,277	20,816,023	181,444	43,118,657	1893
58,448	12,684,675	93,024	24,516,132	91,851	22,397,917	184,875	46,914,049	1894
58,221	12,239,419	91,005	23,032,385	87,813	21,542,012	178,818	44,574,397	1895
61,802	13,381,837	96,641	25,268,536	93,360	24,033,690	190,001	49,302,226	1896
60,135	12,828,243	94,384	25,248,014	90,129	25,393,898	184,513	50,641,912	1897
69,634	14,162,880	106,178	27,788,577	100,714	26,591,489	206,892	54,380,066	1898
67,992	14,625,106	105,449	28,648,608	100,737	27,325,933	206,186	55,974,541	1899
69,726	16,386,036	109,809	30,947,339	104,860	29,598,486	214,669	60,545,825	1900
69,102	16,516,837	106,370	31,163,266	102,368	29,311,338	208,738	60,474,694	1901
77,214	19,455,258	120,167	36,444,424	116,003	34,281,887	236,170	70,726,311	1902
79,513	21,705,288	128,348	40,442,972	124,142	38,202,429	252,490	78,645,401	1903
75,419	22,092,242	115,426	39,679,575	110,994	37,027,752	226,420	76,707,327	1904
73,423	21,721,657	111,976	38,619,664	108,727	38,035,417	220,703	76,655,081	1905
75,491	22,780,458	116,512	41,791,610	112,550	39,264,624	229,062	81,056,234	1906
55,538	15,275,589	85,191	32,140,710	85,209	30,146,601	170,400	62,287,311	*1907
74,225	23,795,089	118,421	46,636,073	112,428	43,468,793	230,849	90,104,866	1908
75,400	25,025,176	118,619	48,536,085	112,205	44,835,716	230,824	93,371,801	1909
82,607	26,838,674	126,633	52,947,213	120,745	48,371,706	247,378	101,318,919	1910
88,324	32,347,265	132,457	59,486,110	126,701	54,571,369	259,158	114,057,479	1911

STATEMENT showing the Number and Tonnage of Sea-going Vessels, Vessels (except Vessels employed in the Coasting Trade, distinguishing British from Foreign, which inclusive.

Fiscal Years.	Sea-going Vessels.				Vessels, except Ferries, Employed on Inland Waters				Vessels Employed	
	British.		Foreign.		Canadian.		American.		British.	
	Vessels.	Tons.	Vessels.	Tons.	Vessels.	Tons.	Vessels	Tons.	Vessels	Tons.
1868	13,911	3,457,113	2,105	862,208	26,682	4,826,780	13,432	3,836,724	No returns given ployed in coast 1876.	
1869	16,311	3,811,405	2,940	1,185,160	22,967	3,576,867	11,082	1,887,612		
1870	15,863	3,942,392	2,652	1,142,481	24,558	4,030,768	12,112	2,300,219		
1871	16,562	3,916,322	3,366	1,199,711	26,558	5,068,831	15,151	2,941,164		
1872	16,151	4,356,664	4,105	1,590,040	21,505	3,798,138	12,164	3,063,318		
1873	16,870	4,323,003	4,727	1,762,532	22,491	3,126,579	13,961	2,536,883		
1874	12,191	3,945,822	5,562	2,105,539	19,279	2,814,651	12,733	2,533,842		
1875	11,075	3,571,803	4,530	1,757,405	15,325	2,235,829	11,882	1,962,418		
1876	11,149	3,530,936	5,614	2,379,828	15,392	2,184,790	11,192	1,815,645	61,368	10,108,110
1877	11,918	4,113,610	5,842	2,531,212	15,431	2,207,832	13,522	2,238,590	62,591	8,835,438
1878	11,801	4,223,219	5,715	2,461,165	18,003	2,955,331	12,508	2,415,175	60,586	10,917,534
1879	11,914	3,891,754	5,087	2,196,796	18,122	3,314,829	12,718	2,243,433	60,199	11,944,800
1880	13,209	4,437,145	5,161	2,349,569	22,858	4,985,753	11,618	1,805,378	70,234	13,910,103
1881	14,810	5,391,617	5,954	2,712,720	20,592	4,029,027	12,197	1,669,068	73,361	14,945,907
1882	14,690	5,057,129	6,448	2,879,433	22,252	3,830,109	12,230	1,613,211	75,476	14,649,605
1883	14,694	4,887,237	6,814	3,085,540	20,041	3,950,692	13,281	1,847,266	74,821	15,498,012
1884	15,123	5,138,212	7,220	3,346,089	19,461	4,058,738	13,349	1,815,987	79,043	15,283,938
1885	13,731	4,596,208	7,461	3,048,407	18,926	4,849,856	11,033	1,590,241	81,920	15,806,832
1886	14,365	4,884,908	7,006	3,159,663	18,153	4,116,674	12,804	1,807,987	88,626	16,204,132
1887	15,580	4,971,728	10,570	3,390,708	18,059	3,931,523	13,726	1,797,039	94,654	17,105,233
1888	17,144	5,188,712	13,663	4,009,091	19,567	4,320,402	13,929	1,699,103	99,336	18,483,139
1889	16,326	4,932,673	12,218	4,363,928	21,543	5,036,438	14,970	1,721,182	103,102	19,517,766
1890	17,366	5,325,952	13,758	5,002,333	24,527	6,000,194	16,774	2,117,621	117,782	22,435,105
1891	17,148	5,314,544	14,173	5,380,652	22,002	5,724,339	16,006	2,383,113	124,067	24,442,627
1892	17,122	5,671,522	13,839	5,081,452	19,224	5,546,233	15,158	2,393,238	121,127	24,594,561
1893	16,693	5,970,840	10,854	4,637,771	19,612	5,108,226	16,022	2,822,697	116,927	24,267,129
1894	17,161	6,480,726	11,179	4,799,810	20,939	5,917,145	16,727	3,155,400	118,254	26,446,495
1895	16,124	6,048,248	11,752	4,928,581	16,866	5,196,811	15,547	2,927,323	117,202	25,205,133
1896	16,688	6,526,327	13,114	4,932,497	16,355	5,967,917	18,827	4,443,732	123,848	27,210,540
1897	14,958	7,281,607	12,136	4,729,373	14,171	4,913,143	19,124	6,449,810	123,502	27,117,121
1898	16,263	7,806,813	11,524	4,778,672	15,974	6,205,117	20,286	5,955,514	142,390	29,488,918
1899	15,773	8,517,913	11,348	4,719,141	20,536	7,417,067	19,160	4,765,989	138,613	30,318,178
1900	16,134	8,647,119	12,412	5,528,002	21,089	7,599,066	21,805	5,139,908	142,186	33,069,577
1901	14,225	8,369,671	12,480	6,173,391	20,301	6,862,951	20,826	4,623,795	138,302	33,310,477
1902	15,776	8,803,151	14,530	5,928,337	21,789	7,717,301	25,618	7,576,615	155,994	39,736,493
1903	15,929	9,839,356	12,403	6,001,819	20,252	8,397,372	41,142	9,416,496	159,829	43,432,106
1904	16,042	10,025,620	14,002	5,801,085	19,889	7,975,487	21,737	7,400,013	150,896	42,888,596
1905	15,893	10,304,486	11,901	5,283,969	18,450	8,777,613	23,743	7,911,752	148,124	42,801,236
1906	17,305	11,364,395	12,511	5,479,034	20,038	8,936,973	25,133	8,951,770	151,650	44,162,720
1907*	12,368	9,475,862	8,107	4,429,012	22,774	9,683,268	17,156	7,007,749	107,275	29,215,260
1908	16,918	12,936,175	12,886	6,555,096	18,233	9,111,186	27,575	10,972,574	151,873	47,356,413
1909	16,741	13,211,648	13,441	6,554,228	18,301	10,999,512	25,236	9,936,215	153,520	49,042,427
1910	16,637	14,537,070	13,147	6,267,243	17,778	12,182,173	28,503	11,581,505	169,174	54,026,825
1911	17,477	16,054,335	12,467	6,242,851	19,063	13,038,148	28,425	12,094,211	180,258	64,203,799

* 9 months.

Ferries) trading on the Lakes and Rivers between Canada and the United States, and Arrived at and Departed from Canadian Ports during each Fiscal Year 1868 to 1911,

In Coasting Trade.		Recapitulation—Total Vessels, British and Foreign.						Fiscal Years.
Foreign.		British.		Foreign.		Totals.		
Vessels.	Tons.	Vessels.	Tons.	Vessels.	Tons.	Vessels.	Tons.	
		40,593	8,283,893	15,537	4,698,932	56,130	12,982,825	1868
		39,278	7,388,272	14,022	3,072,772	53,300	10,461,044	1869
		40,421	7,973,160	14,764	3,442,700	55,185	11,415,860	1870
showing vessels em-		43,120	8,985,153	18,517	4,140,875	61,637	13,126,028	1871
ing trade prior to		37,656	8,154,802	16,269	4,653,358	53,925	12,808,160	1872
		39,361	7,449,582	18,688	4,299,415	58,049	11,748,997	1873
		31,470	6,760,476	18,295	4,639,381	49,765	11,399,857	1874
		26,400	5,807,632	16,412	3,719,823	42,812	9,527,455	1875
207	192,829	87,909	15,823,836	17,013	4,388,302	104,922	20,212,138	1876
233	133,424	89,940	15,156,880	19,597	4,903,226	109,537	20,060,106	1877
460	130,127	90,390	18,096,084	18,683	5,006,467	109,073	23,102,551	1878
314	121,883	90,235	19,151,383	18,119	4,562,112	108,354	23,713,495	1879
259	142,910	106,301	23,333,001	17,068	4,297,857	123,369	27,630,858	1880
376	170,859	108,763	24,366,551	18,527	4,552,647	127,290	28,919,198	1881
290	141,459	112,418	23,536,843	18,968	4,634,103	131,386	28,170,946	1882
339	185,554	109,556	24,335,941	20,434	5,118,360	129,990	29,454,301	1883
327	189,769	113,630	24,480,888	20,896	5,351,845	134,526	29,832,733	1884
228	137,590	114,577	25,252,896	18,722	4,776,238	133,299	30,029,134	1885
434	164,142	121,144	25,205,714	20,244	5,131,792	141,388	30,337,506	1886
1,533	408,444	128,293	26,008,484	25,829	5,596,191	154,122	31,604,675	1887
780	306,140	136,047	27,992,253	28,372	6,014,334	164,419	34,006,587	1883
945	316,811	140,971	29,486,877	28,133	6,401,921	169,104	35,888,798	1889
1,347	361,710	159,675	33,761,551	31,879	7,481,664	191,554	41,243,215	1890
1,497	543,503	163,217	35,481,510	31,676	8,307,268	194,893	43,788,778	1891
1,309	515,368	157,473	35,812,316	30,306	7,990,058	187,779	43,802,374	1892
1,336	311,994	153,232	35,346,195	28,212	7,772,462	181,444	43,118,657	1893
615	114,473	156,354	38,844,366	28,521	8,069,683	184,875	46,914,049	1894
1,327	268,301	150,192	36,450,192	28,626	8,124,205	178,818	44,574,397	1895
1,169	221,213	156,891	39,704,784	33,110	9,597,442	190,001	49,302,226	1896
622	150,858	152,631	39,311,871	31,882	11,330,041	184,513	50,641,912	1897
455	145,032	174,627	43,500,848	32,265	10,879,218	206,892	54,380,066	1898
756	236,253	174,922	46,253,158	31,264	9,721,383	206,186	55,974,541	1899
1,043	562,153	179,409	49,315,762	35,260	11,230,063	214,669	60,545,825	1900
2,604	1,134,319	172,828	48,543,099	35,910	11,931,505	208,738	60,474,604	1901
2,463	964,414	193,559	56,256,945	42,611	14,469,366	236,170	70,726,311	1902
2,935	1,558,252	196,010	61,668,834	56,480	16,976,567	252,490	78,645,401	1903
3,854	2,616,526	186,827	60,889,703	39,593	15,817,624	226,420	76,707,327	1904
2,589	1,576,025	182,467	61,883,335	38,236	14,771,746	220,703	76,655,081	1905
2,425	2,161,342	188,993	64,464,088	40,069	16,592,146	229,062	81,056,234	1906
2,720	2,476,160	142,417	48,374,390	27,983	13,912,921	170,400	62,287,311	1907*
3,364	3,173,422	187,024	69,403,774	43,825	20,701,092	230,849	90,104,866	1908
3,585	3,627,771	188,562	73,253,587	42,262	20,118,214	230,824	93,371,801	1909
2,139	2,724,103	203,589	80,746,068	43,789	20,572,851	247,378	101,318,919	1910
1,468	2,424,135	216,798	93,296,282	42,360	20,761,197	259,158	114,057,479	1911

STATEMENT showing the Number and Tonnage of Sea-going Vessels, Vessels States, and Vessels employed in the Coasting Trade, distinguishing Steam from 1868 to 1911, inclusive.

Fiscal Years.	Sea-going Vessels.				Vessels, except Ferries, Employed on Inland Waters.				Vessels Employed	
	Steam.		Sail.		Steam		Sail.		Steam.	
	Vessels.	Tons.	Vessels.	Tons.	Vessels.	Tons.	Vessels	Tons.	Vessels	Tons.
1868	No returns given showing the number and tonnage of sea-going vessels, steam and sail, arrived at and departed from ports in Canada prior to 1876.				17,282	6,385,444	22,832	2,278,060	No returns given ployed in coast	
1869					13,165	3,342,142	20,884	2,122,337		
1870					14,356	3,944,028	22,314	2,386,959		
1871					16,862	5,262,574	24,847	2,747,421		
1872					12,720	4,334,180	20,949	2,527,276		
1873					12,594	2,949,199	23,858	2,714,263		
1874					11,645	2,906,867	20,367	2,441,629		
1875					11,421	2,377,241	15,786	1,821,006		
1876	2,993	2,224,782	13,770	3,685,982	11,208	2,187,677	15,376	1,812,758	25,752	6,806,888
1877	3,267	2,604,875	14,493	4,039,947	13,297	2,492,425	15,656	1,953,997	27,395	6,311,298
1878	3,226	2,450,338	14,290	4,234,046	14,401	3,311,237	16,110	2,059,269	26,206	8,371,853
1879	3,170	2,497,847	13,831	3,590,703	14,978	3,658,574	15,862	1,899,688	27,997	9,691,465
1880	3,740	3,274,117	14,630	3,512,597	15,662	4,025,672	18,844	2,765,459	36,437	11,371,401
1881	4,247	4,003,230	16,517	4,101,107	14,337	3,230,701	18,452	2,467,394	34,094	11,823,947
1882	4,802	4,214,914	16,336	3,721,648	15,523	3,169,953	18,959	2,273,367	37,732	12,193,554
1883	5,169	4,232,475	16,339	3,740,302	16,102	3,469,962	17,220	2,327,996	34,553	12,376,598
1884	5,512	4,635,468	16,831	3,848,833	16,457	3,533,194	16,356	2,341,531	33,586	12,156,690
1885	6,085	4,504,861	15,107	3,139,754	15,787	4,402,323	14,172	2,037,774	34,773	12,788,672
1886	5,742	4,759,730	15,629	3,284,841	16,968	3,912,436	13,989	2,012,225	36,435	12,734,162
1887	5,841	4,679,178	20,309	3,683,258	17,983	3,795,834	13,802	1,932,728	36,805	13,163,840
1888	6,535	5,715,346	24,272	3,482,457	17,686	3,885,896	15,810	2,133,609	41,466	14,677,255
1889	6,910	6,040,934	21,634	3,255,667	20,798	4,551,436	15,715	2,206,184	42,336	15,635 515
1890	7,585	6,655,137	23,539	3,673,148	24,437	5,709,053	16,864	2,408,762	50,529	17,499,505
1891	8,410	7,074,399	22,911	3,620,797	23,049	5,859,280	14,959	2,248,172	58,047	19,651,689
1892	8,259	6,962,515	22,702	3,790,459	21,595	5,786,649	12,787	2,152,822	58,640	19,946,565
1893	7,818	6,961,144	19,729	3,647,467	23,570	5,939,407	12,064	1,991,516	59,032	19,863,455
1894	8,172	7,336,220	20,168	3,944,316	26,173	7,163,587	11,493	1,908,958	61,146	21,663,471
1895	9,239	7,553,813	18,637	3,423,016	22,934	6,437,329	9,479	1,686,805	60,375	20,864,874
1896	10,758	8,188,520	19,044	3,270,304	23,714	8,338,473	11,468	2,073,176	66,494	22,514,499
1897	9,780	8,727,480	17,314	3,283,500	22,615	9,403,884	10,680	1,959,069	64,102	21,977,406
1898	10,287	9,607,834	17,500	2,977,651	25,476	10,075,753	10,784	2,084,878	76,246	23,820,468
1899	10,424	10,487,724	16,697	2,749,330	29,492	10,176,221	10,204	2,006,835	75,313	24,315,688
1900	11,725	11,477,309	16,821	2,697,812	31,253	10,320,847	11,641	2,418,127	78,980	27,936,359
1901	12,489	11,973,396	14,216	2,569,666	31,691	9,452,953	9,436	2,033,793	81,128	28,119,533
1902	12,926	12,218,099	17,380	2,513,389	35,842	13,036,872	11,565	2,257,044	92,944	33,480,507
1903	12,413	13,343,733	15,919	2,497,442	49,253	15,079,589	12,141	2,734,279	101,70[illegible]	38,277,444
1904	12,539	13,503,451	17,505	2,323,254	31,280	13,087,965	10,346	2,287,535	97,339	38,029,705
1905	12,143	13,308,267	15,654	2,280,188	30,347	13,799,225	11,846	2,890,140	95,587	38,036,744
1906	13,207	11,539,289	16,609	2,304,140	33,252	15,197,412	11,919	2,691,331	100,097	39,448,341
1907*	10,412	12,388,889	10,063	1,515,985	27,012	12,912,115	12,918	3,778,902	74,710	27,597,968
1908	15,076	17,500,837	14,728	1,990,434	32,851	17,320,500	12,957	2,763,260	104,527	42,856,730
1909	16,182	17,806,086	14,000	1,959,790	33,348	18,924,727	10,189	2,011,000	108,083	45,120,552
1910	15,849	18,771,366	13,935	2,032,947	33,574	21,275,553	12,707	2,488,125	121,031	47,222,053
1911	15,858	20,362,689	14,086	1,934,497	36,056	22,183,325	11,432	2,919,034	132,909	56,834,193

*9 months.

(except Ferries) trading on the Lakes and Rivers between Canada and the United Sail, which Arrived at and Departed from Canadian Ports during each Fiscal Year

IN COASTING TRADE.		RECAPITULATION—TOTAL VESSELS, STEAM AND SAIL.						FISCAL YEARS.
Sail.		Steam.		Sail.		Totals.		
Vessels.	Tons.	Vessels.	Tons.	Vessels.	Tons.	Vessels.	Tons.	
showing vessels entering trade prior to 1876		...	...	...	...	...	...	1868
		...	...	...	...	...	...	1869
		...	...	...	...	...	...	1870
		...	...	...	...	...	...	1871
		...	...	...	...	...	...	1872
		...	...	...	...	...	...	1873
		...	...	...	...	...	...	1874
		...	...	...	...	...	...	1875
35,823	3,494,051	39,953	11,219,347	64,969	8,992,791	104,922	20,212,138	1876
35,429	2,657,564	43,959	11,408,598	65,578	8,651,508	109,537	20,060,106	1877
34,840	2,675,808	43,833	14,133,428	65,240	8,969,123	109,073	23,102,551	1878
32,516	2,375,218	46,145	15,847,886	62,209	7,865,609	108,354	23,713,495	1879
34,056	2,681,612	55,839	18,671,190	67,530	8,959,668	123,369	27,630,858	1880
39,643	3,292,819	52,678	19,057,878	74,612	9,861,320	127,290	28,919,198	1881
38,034	2,597,510	58,057	19,578,421	73,329	8,592,525	131,386	28,170,946	1882
40,607	3,306,968	55,824	20,079,035	74,166	9,375,266	129,990	29,454,301	1883
45,784	3,317,017	55,555	20,325,352	78,971	9,507,381	134,526	29,832,733	1884
47,375	3,155,750	56,645	21,695,856	76,654	8,333,278	133,299	30,029,134	1885
52,625	3,634,112	59,145	21,406,328	82,243	8,931,178	141,388	30,337,506	1886
59,382	4,349,837	60,629	21,638,852	93,493	9,965,823	154,122	31,604,675	1887
58,650	4,112,024	65,687	24,278,497	98,732	9,728,090	164,419	34,006,587	1888
61,711	4,199,062	70,044	26,227,885	99,060	9,660,913	169,104	35,888,798	1889
68,600	5,297,610	82,551	29,863,695	109,003	11,379,520	191,554	41,243,215	1890
67,517	5,334,441	89,506	32,585,368	105,387	11,203,410	194,893	43,788,778	1891
63,796	5,163,364	88,494	32,695,729	99,285	11,106,645	187,779	43,802,374	1892
59,231	4,715,668	90,420	32,764,006	91,024	10,354,651	181,444	43,118,657	1893
57,723	4,897,497	95,491	36,163,278	89,384	10,750,771	184,875	46,914,049	1894
58,154	4,608,560	92,548	34,856,016	86,270	9,718,381	178,818	44,574,397	1895
58,523	4,917,254	100,966	39,041,492	89,035	10,260,734	190,001	49,302,226	1896
60,022	5,290,573	96,497	40,108,770	88,016	10,533,142	184,513	50,641,912	1897
66,599	5,813,482	112,009	43,504,055	94,883	10,876,011	206,892	54,380,066	1898
64,056	6,238,742	115,229	44,979,634	90,957	10,994,907	206,186	55,974,541	1899
64,249	5,695,371	121,958	49,734,515	92,711	10,811,310	214,669	60,545,825	1900
59,778	6,325,263	125,308	49,545,882	83,430	10,928,722	208,738	60,474,604	1901
65,513	7,220,400	141,712	58,735,478	94,458	11,990,833	236,170	70,726,311	1902
61,064	6,712,914	163,366	66,790,766	89,124	11,944,635	252,490	78,645,401	1903
57,411	6,875,417	141,158	65,221,121	85,262	11,486,206	226,420	76,707,327	1904
55,126	6,340,517	138,077	65,144,236	82,626	11,510,845	220,703	76,655,081	1905
53,978	6,875,721	146,556	69,185,042	82,506	11,871,192	229,062	81,056,234	1906
35,285	4,093,452	112,134	52,898,972	58,266	9,388,339	170,400	62,287,311	1907*
50,710	7,673,105	152,454	77,678,067	78,395	12,426,799	230,849	90,104,866	1908
49,022	7,549,646	157,613	81,851,365	73,211	11,520,436	230,824	93,371,801	1909
50,282	9,528,875	170,454	87,268,972	76,924	14,049,947	247,378	101,318,919	1910
48,817	9,793,741	184,823	99,380,207	74,335	14,677,272	259,158	114,057,479	1911

STATEMENT showing the Number and Tonnage of Sea-going Vessels Entered at

Nationality.	1909.							
	Entered.		Cleared.		Totals.		Entered.	
	No. of Vessels.	Tons Register.	No. of Vessels.	Tons Register.	No. of Vessels.	Tons Register.	No. of Vessels.	Tons Register.
Canadian	5,277	1,299,564	5,669	1,506,714	10,946	2,806,278	5,227	1,668,121
British	3,094	5,710,204	2,701	4,695,166	5,795	10,405,370	3,005	6,166,595
Argentinian	.....	.....	.....	.....	.....	.....	.....	.....
Austrian	3	5,502	4	7,572	7	13,074	4	9,974
Belgian	1	1,249	.....	.....	1	1,249	.....	.....
Brazilian	.....	.....	.....	.....	.....	.....	.....	.....
Chilian	1	1,810	2	3,066	3	4,876	3	5,572
Chinese	.....	.....	.....	.....	.....	.....	.....	.....
Cuban	.....	.....	.....	.....	.....	.....	.....	.....
Danish	45	67,342	40	55,875	85	123,217	39	56,769
Dutch	6	18,758	5	16,470	11	35,228	9	20,555
French	150	69,362	165	104,853	315	174,215	280	67,823
German	38	90,116	36	86,073	74	176,189	85	223,043
Italian	19	21,015	19	21,452	38	42,467	17	27,819
Japanese	53	207,216	51	198,552	104	405,768	38	151,555
Mexican	.....	.....	.....	.....	.....	.....	.....	.....
Norwegian and Swedish	669	961,193	707	995,089	1,376	1,956,282	564	831,421
Peruvian	.....	.....	.....	.....	.....	.....	.....	.....
Portuguese	.....	.....	.....	.....	.....	.....	1	63
Russian	21	13,021	23	16,496	44	29,517	18	7,595
Spanish	2	4,740	3	5,939	5	10,679	2	1,987
St. Pierre	.....	.....	.....	.....	.....	.....	.....	.....
United States	5,761	1,793,095	5,617	1,788,372	11,378	3,581,467	5,716	1,711,708
Uruguayan	.....	.....	.....	.....	.....	.....	.....	.....
Totals	15,140	10,264,187	15,042	9,501,689	30,182	19,765,876	15,008	10,950,600

and Cleared from Canadian Ports during each Fiscal Year 1909, 1910 and 1911.

1910.				1911.					
Cleared.		Totals.		Entered.		Cleared.		Totals.	
No. of Vessels.	Tons Register.	No. of Vessels.	Tons Register.	No. of Vessels.	Tons Register.	No. of Vessels.	Tons Register.	No. of Vessels.	Tons Register.
5,630	1,830,240	10,857	3,498,361	5,076	1,625,334	5,531	1,716,664	10,607	3,341,998
2,775	4,872,114	5,780	11,038,709	3,786	7,207,571	3,084	5,504,766	6,870	12,712,337
...	...	...	...	...	...	...	...	...	...
4	9,994	8	19,968	7	16,912	5	12,080	12	28,992
...	...	...	...	1	2,972	...	...	1	2,972
...	...	...	...	...	...	...	...	...	...
4	8,028	7	13,600	4	5,798	4	7,176	8	12,974
...	...	...	...	...	...	...	...	...	...
...	...	...	...	...	...	...	...	...	...
53	75,020	92	131,789	27	36,769	33	45,891	60	82,660
9	20,575	18	41,130	7	21,010	7	18,651	14	39,661
304	69,695	584	137,518	219	51,539	205	44,817	424	96,356
53	138,514	138	361,557	65	194,038	54	171,264	119	365,302
16	24,670	33	52,489	8	9,566	9	10,805	17	20,371
38	151,848	76	303,403	76	283,962	77	299,039	153	583,001
...	...	...	...	...	...	...	...	...	...
613	899,220	1,177	1,730,641	561	865,142	570	895,000	1,131	1,760,142
...	...	...	...	...	...	...	...	...	...
1	63	2	126	3	525	4	830	7	1,355
21	13,256	39	20,851	22	17,313	15	13,844	37	31,157
4	5,936	6	7,923	6	14,059	8	18,185	14	32,244
...	...	...	...	...	...	...	...	...	...
5,251	1,734,540	10,967	3,446,248	5,366	1,564,890	5,103	1,618,835	10,469	3,183,725
...	...	...	...	1	1,939	...	...	1	1,939
14,776	9,853,713	29,784	20,804,313	15,235	11,919,339	14,709	10,377,847	29,944	22,297,186

STATEMENT showing the Number and Tonnage of British (including Canadian) and Canadian Ports during each Fiscal

Nationality.	1909.							
	Entered.		Cleared.		Totals.		Entered.	
	No. of Vessels.	Tons Register.	No. of Vessels.	Tons Register.	No. of Vessels.	Tons Register.	No. of Vessels.	Tons Register.
British and Canadian—								
Steam	4,429	6,438,547	4,260	5,734,609	8,689	12,173,156	4,473	7,335,581
Sail	3,942	571,221	4,110	467,271	8,052	1,038,492	3,759	499,135
Totals	8,371	7,009,768	8,370	6,201,880	16,741	13,211,648	8,232	7,834,716
Foreign—								
Steam	3,820	2,790,249	3,673	2,842,681	7,493	5,632,930	3,736	2,608,849
Sail	2,949	464,170	2,999	457,128	5,948	921,298	3,040	507,035
Totals	6,769	3,254,419	6,672	3,299,809	13,441	6,554,228	6,776	3,115,884
Totals—								
Steam	8,249	9,228,796	7,933	8,577,290	16,182	17,806,086	8,209	9,944,430
Sail	6,891	1,035,391	7,109	924,399	14,000	1,959,790	6,799	1,006,170
Totals	15,140	10,264,187	15,042	9,501,689	30,182	19,765,876	15,008	10,950,600

Foreign Sea-going Vessels (both Steam and Sail) Entered at and Cleared from Year 1909, 1910 and 1911.

1910.				1911.					
Cleared.		Totals.		Entered.		Cleared.		Totals.	
No. of Vessels.	Tons Register.	No. of Vessels.	Tons Register.	No. of Vessels.	Tons Register.	No. of Vessels.	Tons Register.	No. of Vessels.	Tons Register.
4,339	6,157,449	8,812	13,493,030	5,035	8,326,226	4,576	6,669,591	9,611	14,995,817
4,066	544,905	7,825	1,044,040	3,827	506,679	4,039	551,839	7,866	1,058,518
8,405	6,702,354	16,637	14,537,070	8,862	8,832,905	8,615	7,221,430	17,477	16,054,335
3,301	2,669,487	7,037	5,278,336	3,220	2,645,484	3,027	2,721,388	6,247	5,366,872
3,070	481,872	6,110	988,907	3,153	440,950	3,067	435,029	6,220	875,979
6,371	3,151,359	13,147	6,267,243	6,373	3,086,434	6,094	3,156,417	12,467	6,242,851
7,640	8,826,936	15,849	18,771,366	8,255	10,971,710	7,603	9,390,979	15,858	20,362,689
7,136	1,026,777	13,935	2,032,947	6,980	947,629	7,106	986,868	14,086	1,934,497
14,776	9,853,713	29,784	20,804,313	15,235	11,919,339	14,709	10,377,847	29,944	22,297,186

STATEMENT showing the Number and Tonnage of Sea-going Vessels (both Steam during each Fiscal Year

Ports.	1909.							
	Entered.		Cleared.		Totals.		Entered.	
	No. of Vessels.	Tons Register.	No. of Vessels.	Tons Register.	No. of Vessels.	Tons Register.	No. of Vessels.	Tons Register.
Bathurst, N.B.—								
Steam	1	2,275	5	9,248	6	11,523	5	8,019
Sail	5	3,690	5	3,280	10	6,970	5	2,513
Totals	6	5,965	10	12,528	16	18,493	10	10,532
Bridgewater, N.S.—								
Steam	2	2,718	3	3,580	5	6,298	2	4,493
Sail	35	14,407	83	28,016	118	42,423	39	19,895
Totals	37	17,125	86	31,596	123	48,721	41	24,388
Campbellton, N. B.—								
Steam	13	21,862	23	37,755	36	59,617	14	22,684
Sail	7	6,333	31	20,493	38	26,826	9	2,111
Totals	20	28,195	54	58,248	74	86,443	23	24,795
Campo Bello, N.B.—								
Steam	445	29,558	70	1,136	515	30,694	615	42,377
Sail	187	1,057	70	825	257	1,882	110	1,127
Totals	632	30,615	140	1,961	772	32,576	725	43,504
Canso, N.S.—								
Steam	5	1,633	1	223	6	1,856	1	1,722
Sail	322	30,740	361	35,127	683	65,867	366	31,735
Totals	327	32,373	362	35,350	689	67,723	367	33,457
Charlottetown, P.E.I.—								
Steam	29	31,438	57	54,791	86	86,229	35	39,295
Sail	34	5,433	34	2,213	68	7,646	43	6,134
Totals	63	36,871	91	57,004	154	93,875	78	45,429
Chatham, N.B.—								
Steam	47	81,529	53	89,323	100	170,852	38	59,097
Sail	9	5,788	13	6,380	22	12,168	13	5,320
Totals	56	87,317	66	95,703	122	183,020	51	64,417
Dalhousie, N.B.—								
Steam	6	8,576	9	16,276	15	24,852	7	12,704
Sail	15	13,105	15	7,547	30	20,652	24	18,815
Totals	21	21,681	24	23,823	45	45,504	31	31,519
Halifax, N.S.—								
Steam	527	1,103,536	505	1,063,522	1,032	2,167,058	527	1,145,429
Sail	470	69,166	498	62,498	968	131,664	537	75,757
Totals	997	1,172,702	1,003	1,126,020	2,000	2,298,722	1,064	1,221,186
Hillsboro, N.B.—								
Steam	36	30,238	36	30,238	72	60,476	38	27,080
Sail	14	5,524	14	5,524	28	11,048	21	7,911
Totals	50	35,762	50	35,762	100	71,524	59	34,991

and Sail) Entered at and Cleared from the Principal Ports in Canada 1909 1910 and 1911.

1910.				1911.					
Cleared.		Totals.		Entered.		Cleared.		Totals.	
No. of Vessels.	Tons Register.	No. of Vessels.	Tons Register.	No. of Vessels.	Tons Register.	No. of Vessels.	Tons Register.	No. of Vessels.	Tons Register.
8	15,807	13	23,826	.....	.....	5	9,442	5	9,442
9	2,821	14	5,334	1	797	5	1,288	6	2,085
17	18,628	27	29,160	1	797	10	10,730	11	11,527
3	4,983	5	9,476	2	3,193	.....	.....	2	3,193
80	30,020	119	49,915	39	21,103	105	38,129	144	59,232
83	35,003	124	59,391	41	24,296	105	38,129	146	62,425
17	26,714	31	49,398	5	9,659	19	30,455	24	40,114
30	20,295	39	22,406	3	813	21	13,815	24	14,628
47	47,009	70	71,804	8	10,472	40	44,270	48	54,742
62	8,601	677	50,978	400	17,801	176	22,393	576	40,194
83	748	193	1,875	19	124	31	450	50	574
145	9,349	870	52,853	419	17,925	207	22,843	626	40,768
2	2,706	3	4,428	29	2,962	32	3,468	61	6,430
385	33,619	751	65,354	467	41,436	504	46,358	971	87,794
387	36,325	754	69,782	496	44,398	536	49,826	1,032	94,224
63	50,969	98	90,264	37	40,979	70	83,789	107	124,768
30	1,912	73	8,046	43	7,347	30	2,074	73	9,421
93	52,881	171	98,310	80	48,326	100	85,863	180	134,189
38	64,683	76	123,780	32	59,493	40	74,420	72	133,913
23	9,445	36	14,765	10	5,597	20	7,365	30	12,962
61	74,128	112	138,545	42	65,090	60	81,785	102	146,875
19	34,929	26	47,633	12	18,816	23	40,820	35	59,636
11	5,261	35	24,076	18	18,069	20	9,961	38	28,030
30	40,190	61	71,709	30	36,885	43	50,781	73	87,666
495	1,063,117	1,022	2,208,546	527	1,227,857	520	1,144,146	1,047	2,372,003
593	58,160	1,130	133,917	586	58,001	583	49,025	1,169	107,026
1,088	1,121,277	2,152	2,342,463	1,113	1,285,858	1,103	1,193,171	2,216	2,479,029
38	27,080	76	54,160	34	23,643	34	23,643	68	47,286
21	7,911	42	15,822	18	5,200	15	5,239	33	10,439
59	34,991	118	69,982	52	28,843	49	28,882	101	57,725

STATEMENT showing the Number and Tonnage of Sea going Vessels both Steam

Ports.	1909.							
	Entered.		Cleared.		Totals.		Entered.	
	No. of Vessels.	Tons Register.	No. of Vessels.	Tons Register.	No. of Vessels.	Tons Register.	No. of Vessels.	Tons Register.
Ladysmith, B.C.—								
Steam	243	115,566	210	102,576	453	218,142	224	72,387
Sail	43	25,263	26	23,396	69	48,659	72	29,465
Totals	286	140,829	236	125,972	522	266,801	296	101,852
Liverpool, N.S.								
Steam	8	2,454	9	3,923	17	6,377	21	11,267
Sail	206	20,354	218	23,118	424	43,472	262	21,996
Totals	214	22,808	227	27,041	441	49,849	283	33,263
Louisburg, N.S.—								
Steam	110	168,297	107	177,837	217	346,134	Included with	
Sail	154	12,407	158	11,522	312	23,929		
Totals	264	180,704	265	189,359	529	370,063		
Lunenburg, N.S.—								
Steam	1	490	1	480	2	980	1	16
Sail	249	22,011	240	21,028	489	43,039	261	23,272
Totals	250	22,501	241	21,518	491	44,019	262	23,288
Montreal, Que.—								
Steam	385	1,355,882	386	1,360,379	771	2,716,261	392	1,453,191
Sail	2	2,066	1	1,310	3	3,376	5	3,274
Totals	387	1,357,948	387	1,361,689	774	2,719,637	397	1,456,465
Nanaimo, B.C.—								
Steam	286	257,189	507	310,086	793	567,275	311	271,988
Sail	22	19,129	63	28,748	85	47,877	70	26,588
Totals	308	276,318	570	338,834	878	615,152	381	298,576
Newcastle, N.B.—								
Steam	4	7,306	7	11,734	11	19,040	5	7,015
Sail	13	8,680	27	12,361	40	21,041	12	8,014
Totals	17	15,986	34	24,095	51	40,081	17	15,029
New Westminster, B.C.								
Steam	70	16,702	60	17,557	130	34,259	58	13,396
Sail	20	5,597	10	4,055	30	9,652	12	2,669
Totals	96	22,299	70	21,612	160	43,911	70	26,065
North Head, N.B.—								
Steam	127	22,103	125	21,404	252	43,508	160	27,928
Sail	9	235	9	137	18	372	176	5,731
Totals	136	22,338	134	21,542	270	43,880	336	33,659
North Sydney, N.S.—								
Steam	313	187,266	343	240,856	656	428,122	391	192,410
Sail	540	57,345	307	31,041	847	88,386	544	59,288
Totals	853	244,611	650	271,897	1,503	516,508	935	251,698

and Sail) Entered and Cleared from the Principal Ports, &c.—*Continued.*

1910.				1911.					
Cleared.		Totals.		Entered.		Cleared		Totals.	
No. of Vessels.	Tons Register.	No. of Vessels.	Tons Register.	No. of Vessels.	Tons Register.	No. of Vessels.	Tons Register.	No. of Vessels.	Tons Register.
178	58,669	402	131,056	217	61,427	193	45,319	410	106,746
29	16,245	101	45,710	72	24,951	43	21,034	115	45,985
207	74,914	503	176,766	289	86,378	236	66,353	525	152,731
23	14,470	44	25,737	16	516	25	6,287	41	6,803
297	27,470	559	49,466	251	23,012	267	24,745	518	47,757
320	41,940	603	75,203	267	23,528	292	31,032	559	54,560
				100	142,206	121	180,828	221	323,034
"North Sydney" in 1910.				181	13,861	184	14,071	365	27,932
				281	156,067	305	194,899	586	350,966
1	16	2	32	.....	.....	.....	.....	.....	.....
279	24,589	540	47,861	259	25,695	267	25,178	526	50,873
280	24,605	542	47,893	259	25,695	267	25,178	526	50,873
387	1,436,498	779	2,889,689	428	1,657,394	404	1,607,716	832	3,265,110
1	795	6	4,069	3	3,976	1	1,621	4	5,597
388	1,437,293	785	2,893,758	431	1,661,370	405	1,609,337	836	3,270,707
526	347,480	837	619,468	253	265,848	496	352,777	749	618,625
124	38,730	194	65,318	85	31,668	128	38,992	213	70,660
650	386,210	1,031	684,786	338	297,516	621	391,769	962	689,285
7	10,838	12	17,853	6	9,960	11	17,958	17	27,918
22	9,883	34	17,897	8	4,514	19	6,744	27	11,258
29	20,721	46	35,750	14	14,474	30	24,702	44	39,176
59	48,819	117	72,215	49	22,050	31	19,436	80	41,486
9	4,696	21	7,365	5	3,575	7	5,957	12	9,532
68	53,515	138	79,580	54	25,625	38	25,393	92	51,018
152	25,105	312	53,033	157	23,184	155	22,063	312	45,247
142	3,816	318	9,547	20	587	8	188	28	775
294	28,921	630	62,580	177	23,771	163	22,253	340	46,024
390	222,789	781	415,199	371	170,813	266	152,419	637	323,232
377	42,677	921	101,965	725	100,150	411	30,918	1,136	131,068
767	265,466	1,702	517,164	1,096	270,963	677	183,337	1,773	454,300

STATEMENT showing the Number and Tonnage of Sea-going Vessels (both Steam

Ports.	1909.							
	Entered.		Cleared.		Totals.		Entered.	
	No. of Vessels.	Tons Register.	No. of Vessels.	Tons Register.	No. of Vessels.	Tons Register.	No. of Vessels.	Tons Register.
Parrsboro, N.S.								
Steam	34	35,641	31	32,697	65	68,338	3	5,464
Sail	98	27,202	120	36,181	218	63,383	169	58,850
Totals	132	62,843	151	68,878	283	131,721	172	64,314
Port Hawkesbury, N.S								
Steam	27	27,014	28	29,548	55	56,562	32	33,438
Sail	91	10,499	93	12,431	184	22,930	113	13,271
Totals	118	37,513	121	41,979	239	79,492	145	46,709
Port Simpson, B.C.—								
Steam	56	37,034	53	36,939	109	73,973	52	36,275
Sail	...	...	...	...	...	...	...	...
Totals	56	37,034	53	36,939	109	73,973	52	36,275
Prince Rupert, B.C.—								
Steam	101	88,754	111	83,109	212	171,863	201	163,756
Sail	...	...	1	3	1	3	...	...
Totals	101	88,754	112	83,112	213	171,866	201	163,756
Quebec, Que.—								
Steam	305	1,236,663	137	548,355	442	1,785,018	330	1,360,815
Sail	29	7,717	17	10,019	46	17,736	20	5,946
Totals	334	1,244,380	154	558,374	488	1,802,754	350	1,366,761
Rimouski, Que.—								
Steam	9	15,445	9	15,445	18	30,890	9	18,127
Sail	10	10,368	7	6,981	17	17,349	7	6,867
Totals	19	25,813	16	22,426	35	48,239	16	24,994
St. Andrews, N.B.—								
Steam	575	37,836	561	33,685	1,136	71,521	576	20,831
Sail	231	5,218	210	2,444	441	7,662	36	4,309
Totals	806	43,054	771	36,129	1,577	79,183	612	25,140
St. John, N.B.—								
Steam	366	934,569	286	587,154	652	1,521,723	395	1,159,897
Sail	876	103,710	1,040	99,948	1,916	203,658	823	106,637
Totals	1,242	1,038,279	1,326	687,102	2,568	1,725,381	1,218	1,266,534
St. Martins, N.B.—								
Steam	30	2,291	28	2,212	58	4,503	35	2,765
Sail	51	17,826	48	17,620	99	35,446	64	26,096
Totals	81	20,117	76	19,832	157	39,949	99	28,861
St. Stephens, N.B.—								
Steam	216	12,264	215	12,229	431	24,493	229	13,294
Sail	153	5,022	120	4,414	273	9,436	38	3,481
Totals	369	17,286	335	16,643	704	33,929	267	16,775

and Sail) Entered at and Cleared from Principal Ports, &c.—— *Continued.*

1910.				1911.					
Cleared.		Totals.		Entered.		Cleared.		Totals.	
No. of Vessels.	Tons Register.	No. of Vessels.	Tons Register.	No. of Vessels.	Tons Register.	No. of Vessels.	Tons Register.	No. of Vessels.	Tons Register.
53	39,458	56	44,922	43	25,879	42	25,783	85	51,662
132	33,620	301	92,470	100	21,174	106	24,544	206	45,718
185	73,078	357	137,392	143	47,053	148	50,327	291	97,380
30	31,735	62	65,173	36	35,201	33	34,606	68	69,807
114	14,410	227	27,681	156	17,820	174	18,627	330	36,447
144	46,145	289	92,854	191	53,021	207	53,233	398	106,254
49	30,723	101	66,998	44	28,843	49	32,114	93	60,957
....	....	....	....	4	212	3	164	7	376
49	30,723	101	66,998	48	29,055	52	32,278	100	61,333
206	170,129	407	333,885	255	251,468	240	206,919	495	458,389
....	....	....	....	6	3,682	5	3,292	11	6,974
206	170,129	407	333,885	261	255,150	245	210,211	506	465,361
137	500,760	467	1,861,575	371	1,851,678	117	588,545	488	2,440,223
12	2,647	32	8,593	1	52	10	1,224	11	1,276
149	503,407	499	1,870,168	372	1,851,730	127	589,769	499	2,441,499
9	18,127	18	36,254	26	36,859	28	39,210	54	76,069
7	6,867	14	13,734	6	5,804	4	3,453	10	9,257
16	24,994	32	49,988	32	42,663	32	42,663	64	85,326
455	29,847	1,031	50,678	544	29,874	479	35,835	1,023	65,709
25	1,299	61	5,608	278	5,211	248	3,605	526	8,816
480	31,146	1,092	56,286	822	35,085	727	39,440	1,549	74,525
306	672,197	701	1,832,094	364	1,174,496	342	858,593	706	2,033,089
864	103,518	1,687	210,155	855	57,864	791	77,229	1,646	135,093
1,170	775,715	2,388	2,042,249	1,219	1,232,360	1,133	935,822	2,352	2,168,182
35	2,765	70	5,530	28	1,626	24	1,307	52	2,933
62	26,781	126	52,877	46	17,280	39	16,109	85	33,389
97	29,546	196	58,407	74	18,906	63	17,416	137	36,322
224	12,469	453	25,763	263	17,023	259	16,540	522	33,563
33	3,256	71	6,737	27	2,472	25	2,223	52	4,695
257	15,725	524	32,500	290	19,495	284	18,763	574	38,258

STATEMENT showing the Number and Tonnage of Sea-going Vessels (both Steam

Ports.	1909.							
	Entered.		Cleared.		Totals.		Entered.	
	No. of Vessels.	Tons Register.	No. of Vessels	Tons Register.	No. of Vessels.	Tons Register.	No. of Vessels.	Tons Register.
Shelburne, N.S.—								
Steam	3	833	2	270	5	1,103	2	1,372
Sail	359	29,282	374	30,663	733	59,945	277	21,159
Totals	362	30,115	376	30,933	738	61,048	279	22,531
Sydney, N.S.—								
Steam	213	377,805	195	328,363	408	706,168	385	494,174
Sail	35	4,615	246	16,322	281	20,937	188	14,557
Totals	248	382,420	441	344,685	689	727,105	573	508,731
Three Rivers, Que.—								
Steam	30	62,520	29	60,446	59	122,966	34	79,492
Sail	.....	.....	1	2,074	1	2,074	..	...
Totals	30	62,520	30	62,520	60	125,040	34	79,492
Union Bay, B.C.—								
Steam	94	153,768	95	213,380	189	367,148	79	142,946
Sail	9	10,621	5	7,023	14	17,644	2	364
Totals	103	164,389	100	220,403	203	384,792	81	143,310
Vancouver, B.C.—								
Steam	1,477	1,265,018	1,603	1,304,977	3,080	2,569,995	1,455	1,517,413
Sail	56	26,459	53	20,339	109	46,798	100	48,605
Totals	1,533	1,291,477	1,656	1,325,316	3,189	2,616,793	1,555	1,566,018
Victoria, B.C.								
Steam	1,187	1,339,311	1,214	1,404,860	2,401	2,744,171	971	1,224,362
Sail	22	14,508	15	10,894	37	25,402	24	11,222
Totals	1,209	1,353,819	1,229	1,415,754	2,438	2,769,573	995	1,235,584
Windsor, N.S.—								
Steam	19	14,101	20	14,110	39	28,211	20	13,207
Sail	122	95,435	143	94,671	265	190,106	164	123,504
Totals	141	109,536	163	108,981	304	218,317	184	136,711
Yarmouth, N.S.—								
Steam	174	124,699	175	124,913	349	249,612	174	123,069
Sail	450	39,812	464	34,203	914	74,015	441	52,636
Totals	624	164,511	639	159,116	1,263	323,627	615	175,705
Other ports—								
Steam	675	16,612	624	191,663	1,299	208,275	382	111,235
Sail	1,943	298,767	1,969	189,550	3,912	488,317	1,752	157,051
Totals	2,618	315,379	2,593	381,213	5,211	696,592	2,134	268,286
Total ports—								
Steam	8,249	9,228,796	7,933	8,577,290	16,182	17,806,086	8,209	9,944,439
Sail	6,891	1,035,391	7,109	924,399	14,000	1,959,790	6,799	1,006,170
Totals	15,140	10,264,187	15,042	9,501,689	30,182	19,765,876	15,008	10,950,609

and Sail) Entered at and Cleared from Principal Ports, &c.—*Concluded.*

1910.				1911.					
Cleared.		Totals.		Entered.		Cleared.		Totals.	
No. of Vessels.	Tons Register.	No. of Vessels.	Tons Register.	No. of Vessels.	Tons Register,	No. of Vessels.	Tons Register.	No. of Vessels.	Tons Register.
1	686	3	2,058	.....	.....	.....	.....	.....	.....
110	8,754	387	29,913	98	7,374	114	9,132	212	16,506
111	9,440	390	31,971	98	7,374	114	9,132	212	16,506
409	531,282	794	1,025,456	280	419,106	271	368,341	551	787,447
404	26,417	592	40,974	42	6,894	286	19,825	328	26,719
813	557,699	1,386	1,066,130	322	426,000	557	388,166	879	814,166
34	79,492	68	158,984	32	77,291	32	77,291	64	154,582
.....	.....	.....	.....	.....	.....	.....	.....	.....	.....
34	79,492	68	158,984	32	77,291	32	77,291	64	154,582
78	167,172	157	310,118	82	134,266	93	194,223	175	328,489
3	1,627	5	1,991	5	2,746	3	1,473	8	4,219
81	168,799	162	312,109	87	137,012	96	195,696	183	332,708
1,682	1,402,076	3,157	2,919,489	1,218	1,480,218	1,108	924,649	2,326	2,404,867
78	57,792	178	106,397	109	29,227	100	86,009	209	115,236
1,760	1,459,868	3,315	3,025,886	1,327	1,509,445	1,208	1,010,658	2,535	2,520,103
952	1,365,886	1,923	2,590,248	1,098	1,305,641	1,063	1,737,528	2,161	3,043,169
36	11,082	60	22,304	44	17,249	44	22,333	88	39,582
988	1,376,968	1,983	2,612,552	1,142	1,322,890	1,107	1,759,861	2,249	3,082,751
24	16,744	44	29,951	22	15,504	24	16,907	46	32,411
178	128,124	342	251,628	145	121,464	180	135,399	325	256,863
202	144,868	386	281,579	167	136,968	204	152,306	371	289,274
175	110,540	349	233,609	168	121,731	176	132,805	344	254,536
370	39,132	811	91,768	397	40,006	395	22,159	792	62,165
545	149,672	1,160	325,377	565	161,737	571	154,964	1,136	316,701
313	180,575	695	291,810	707	207,205	602	262,402	1,309	469,607
2,163	222,358	3,915	379,409	1,848	200,622	1,910	196,916	3,758	397,538
2,476	402,933	4,610	671,219	2,555	497,827	2,512	459,318	5,067	867,145
7,640	8,826,936	15,849	18,771,366	8,255	10,971,710	7,603	9,390,979	15,858	20,362,689
7,136	1,026,777	13,935	2,032,947	6,980	947,629	7,106	986,868	14,086	1,934,497
14,776	9,853,713	29,784	20,804,313	15,235	11,919,339	14,709	10,377,847	29,944	22,297,186

STATEMENT showing the Number and Tonnage of Vessels (both Steam and Sail) Trading which Arrived at and Departed from Canadian Ports

NATIONALITY.	1909.							
	Arrived		Departed.		Totals.		Arrived.	
	No. of Vessels.	Tons Register.	No. of Vessels.	Tons Register.	No. of Vessels.	Tons Register.	No. of Vessels.	Tons Register.
Canadian—								
Steam	8,698	5,587,434	7,900	5,011,499	16,598	10,598,933	8,199	6,382,322
Sail	822	194,378	881	206,201	1,703	400,579	911	220,030
Totals	9,520	5,781,812	8,781	5,217,700	18,301	10,999,512	9,110	6,602,352
United States								
Steam	8,353	4,087,591	8,397	4,238,203	16,750	8,325,794	8,692	4,495,328
Sail	3,901	757,473	4,585	852,948	8,486	1,610,421	5,117	986,679
Totals	12,254	4,845,064	12,982	5,091,151	25,236	9,936,215	13,809	5,482,007
Totals								
Steam	17,051	9,675,025	16,297	9,249,702	33,348	18,924,727	16,891	10,877,650
Sail	4,723	951,851	5,466	1,059,149	10,189	2,011,000	6,028	1,206,709
Totals	21,774	10,626,876	21,763	10,308,851	43,537	20,935,727	22,919	12,084,359

on the Lakes and Rivers Between Canada and the United States, not including Ferries, during each Fiscal Year 1909, 1910 and 1911.

1910.				1911.					
Departed.		Totals.		Arrived.		Departed.		Totals.	
No. of Vessels.	Tons Register.	No. of Vessels.	Tons Register.	No. of Register.	Tons Register.	No. of Vessels.	Tons Register.	No. of Vessels.	Tons Register.
7,816	5,377,434	16,015	11,759,756	9,143	6,838,326	8,102	5,718,282	17,245	12,556,608
852	202,387	1,763	422,417	919	244,974	899	236,566	1,818	481,540
8,668	5,579,821	17,778	12,182,173	10,062	7,083,300	9,001	5,954,848	19,063	13,038,148
8,867	5,020,469	17,559	9,515,797	9,344	4,822,578	9,467	4,804,139	18,811	9,626,717
5,827	1,079,029	10,944	2,065,708	4,414	1,380,224	5,200	1,087,270	9,614	2,467,494
14,694	6,099,498	28,503	11,581,505	13,758	6,202,802	14,667	5,891,409	28,425	12,094,211
16,683	10,397,903	33,574	21,275,553	18,487	11,660,904	17,569	10,522,421	36,056	22,183,325
6,679	1,281,416	12,707	2,488,125	5,333	1,625,198	6,099	1,323,836	11,432	2,949,034
23,362	11,679,319	46,281	23,763,678	23,820	13,286,102	23,668	11,846,257	47,488	25,132,359

STATEMENT showing the Number and Tonnage of Vessels (both Steam and Sail) Canadian Ports during each Fiscal

1909.

NATIONALITY.	Arrived.		Departed.		Totals.		Arrived.	
	No. of Vessels.	Tons Register.	No. of Vessels.	Tons Register.	No. of Vessels.	Tons Register.	No. of Vessels.	Tons Register.
British and Canadian								
Steam	55,984	22,295,771	48,970	19,294,280	104,954	41,590,051	62,753	23,816,666
Sail	24,347	3,742,621	24,219	3,709,755	48,566	7,452,376	24,837	4,725,048
Totals	80,331	26,038,392	73,189	23,004,035	153,520	49,042,427	87,590	28,541,714
Foreign								
Steam	1,217	1,564,662	1,912	1,965,839	3,129	3,530,501	941	1,313,807
Sail	157	41,968	299	55,302	456	97,270	175	56,733
Totals	1,374	1,606,630	2,211	2,021,141	3,585	3,627,771	1,116	1,370,540
Totals—								
Steam	57,201	23,860,433	50,882	21,260,119	108,083	45,120,552	63,694	25,130,473
Sail	24,504	3,784,589	24,518	3,765,057	49,022	7,549,646	25,012	4,781,781
Totals	81,705	27,645,022	75,400	25,025,176	157,105	52,670,198	88,706	29,912,254

Employed in the Coasting Trade of Canada, which Arrived at and Departed from Year 1909, 1910 and 1911.

1910.				1911.					
Departed.		Totals.		Arrived.		Departed.		Totals.	
No. of Vessels	Tons Register.	No. of Vessels.	Tons Register.	No. of Vessels.	Tons Register.	No. of Vessels.	Tons Register.	No. of Vessels.	Tons Register.
56,533	20,791,115	119,286	44,607,781	68,236	28,205,713	63,330	26,250,090	131,566	54,455,803
25,051	4,693,996	49,888	9,419,044	24,447	4,889,332	24,245	4,858,664	48,692	9,747,996
81,584	25,485,111	169,174	54,026,825	92,683	33,095,045	87,575	31,108,754	180,258	64,203,799
804	1,300,465	1,745	2,614,272	673	1,170,018	670	1,208,372	1,343	2,378,390
219	53,098	394	109,831	46	15,606	79	30,139	125	45,745
1,023	1,353,563	2,139	2,724,103	719	1,185,624	749	1,238,511	1,468	2,424,135
57,337	22,091,580	121,031	47,222,053	68,909	29,375,731	64,000	27,458,462	132,909	56,834,193
25,270	4,747,094	50,282	9,528,875	24,493	4,904,938	24,324	4,888,803	48,817	9,793,741
82,607	26,838,674	171,313	56,750,928	93,402	34,280,669	88,324	32,347,265	181,726	66,627,934

RECAPITU

STATEMENT showing the Number and Tonnage of Vessels, including those Employed on Ports during each Fiscal

	1909.							
NATIONALITY.	Arrived.		Departed.		Totals.		Arrived.	
	No. of Vessels.	Tons Register.	No. of Vessels.	Tons Register.	No. of Vessels.	Tons Register.	No. of Vessels.	Tons Register.
Sea-going vessels—								
British and Canadian	8,371	7,009,768	8,370	6,201,880	16,741	13,211,648	8,232	7,834,716
Foreign	6,769	3,254,419	6,672	3,299,809	13,441	6,554,228	6,776	3,115,884
Totals	15,140	10,264,187	15,042	9,501,689	30,182	19,765,876	15,008	10,950,600
Vessels trading on lakes and rivers between Canada and the United States—								
Canadian	9,520	5,781,812	8,781	5,217,700	18,301	10,999,512	9,110	6,602,352
United States	12,254	4,845,064	12,982	5,091,151	25,236	9,936,215	13,809	5,482,007
Totals	21,774	10,626,876	21,763	10,308,851	43,537	20,935,727	22,919	12,084,359
Vessels employed in the coasting trade—								
British and Canadian	80,331	26,038,392	73,189	23,004,035	153,520	49,042,427	87,590	28,541,714
Foreign	1,374	1,606,630	2,211	2,021,141	3,585	3,627,771	1,116	1,370,540
Totals	81,705	27,645,022	75,400	25,025,176	157,105	52,670,198	88,706	29,912,254
Recapitulation—								
British and Canadian	98,222	38,829,972	90,340	34,423,615	188,562	73,253,587	104,932	42,978,782
Foreign	20,397	9,706,113	21,865	10,412,101	42,262	20,118,214	21,701	9,968,431
Totals	118,619	48,536,085	112,205	44,835,716	230,824	93,371,801	126,633	52,947,213

LATION.

Inland Waters, not including Ferries, which Arrived at and Departed from Canadian Year 1909, 1910 and 1911.

1910.				1911.					
Departed.		Totals.		Arrived.		Departed.		Totals.	
No. of Vessels.	Tons Register.	No. of Vessels.	Tons Register.	No. of Vessels.	Tons Register.	No. of Vessels.	Tons Register.	No. of Vessels.	Tons Register.
8,405	6,702,354	16,637	14,537,070	8,862	8,832,905	8,615	7,221,430	17,477	16,054,335
6,371	3,151,359	13,147	6,267,243	6,373	3,086,434	6,094	3,156,417	12,467	6,242,851
14,776	9,853,713	29,784	20,804,313	15,235	11,919,339	14,709	10,377,847	29,944	22,297,186
8,668	5,579,821	17,778	12,182,173	10,062	7,083,300	9,001	5,954,848	19,063	13,038,148
14,694	6,099,498	28,503	11,581,505	13,758	6,202,802	14,667	5,891,409	28,425	12,094,211
23,362	11,679,319	46,281	23,763,678	23,820	13,286,102	23,668	11,846,257	47,488	25,132,359
81,584	25,485,111	169,174	54,026,825	92,683	33,095,045	87,575	31,108,754	1 0,258	64,203,799
1,023	1,353,563	2,139	2,724,103	719	1,185,624	749	1,238,511	1,468	2,424,135
82,607	26,838,674	171,313	56,750,928	93,402	34,280,669	88,324	32,347,265	181,726	66,627,934
98,657	37,767,286	203,589	80,746,068	111,607	49,011,250	105,191	14,285,032	216,798	93,296,282
22,088	10,604,420	43,789	20,572,851	20,850	10,474,860	21,510	10,286,337	42,360	20,761,197
120,745	48,371,706	247,378	101,318,919	132,451	59,486,110	126,701	54,571,369	259,158	114,057,479

TRADE COMMISSIONER SERVICE.

(March 31, 1911.)

List of Canadian Trade Commissioners and Commercial Agents, with location and date of appointment.

Name.	Date of Birth.	Date of First Appointment.	Present Location.
TRADE COMMISSIONERS.			
Arnaud, E. D.	Oct. 20, 1847	Feb. 15, 1905	Bristol, England.
Beddoe, W. A	Mar. 16, 1859	May 2, 1910	Auckland, New Zealand.
Bickerdike, F. A. C.	Dec. 27, 1871	Jan. 19, 1909	Belfast, Ireland.
Chesley, John A.	May 10, 1845	Feb. 8, 1907	Durban, Natal.
Donly, A. W.	May 6, 1866	Jan. 1, 1905	Mexico, Mexico.
Fischer, W. G	May 16, 1861	Nov. 1, 1908	Berlin, Germany.
Flood, E. H. S.	Mar. 20, 1855	Dec. 10, 1907	Bridgetown, Barbados, B.W.I.
Harris, G. A	Dec. 15, 1880	Mar. 22, 1909	Yokohama, Japan.
Jackson, J. B.	Mar. 24, 1856	Nov. 1, 1903	Shanghai, China.
Lithgow, J. T	Jan. 25, 1856	May 25, 1910	Glasgow, Scotland.
MacKinnon, W. A	Feb. 28, 1874	July 15, 1901	Birmingham, England.
Mussen, J. M.	Dec. 17, 1863	Aug. 16, 1909	Leeds, England.
Poindron, A.	Mar. 26, 1861	Aug. 29, 1902	Paris, France.
Poussette, H. R.	Aug. 8, 1872	Dec. 1, 1908	Buenos Aires, Argentine Repub.
Preston, W. T. R.	Sept. 6, 1853	Aug. 31, 1906	Amsterdam, Holland.
Ray, J. E	May 8, 1873	Dec. 21, 1908	Havana, Cuba.
Ross, D. H.	Apr. 20, 1864	Mar. 7, 1903	Melbourne, Australia.
COMMERCIAL AGENTS.			
Beckwith, A. E.		Jan. 1, 1911	Cartagena, Colombia.
Curry, R. H.		Dec. 15, 1908	Nassau, Bahamas, B.W.I.
Haggart, E. A. H.		Nov. 1, 1907	Kingston, Jamaica, B.W.I.
Sontum, C. E.		May 10, 1893	Christiania, Norway.
Tripp, Edgar		Mar. 3, 1892	Port of Spain, Trinidad, B.W.I.



C.P.R. Elevator, Port McNicoll, Canada

Aberdeen Elevator, Midland, Canada.

PLATE 2

DOMINION OF CANADA

REPORT

OF THE

DEPARTMENT OF TRADE AND COMMERCE

FOR THE

FISCAL YEAR ENDED MARCH 31

1911

PART V

GRAIN STATISTICS

INCLUDING THE CROP YEAR ENDED AUGUST 31, 1911, AND THE SEASON OF NAVIGATION ENDED DECEMBER 6, 1911

PRINTED BY ORDER OF PARLIAMENT.

OTTAWA
PRINTED BY C. H. PARMELEE, PRINTER TO THE KING'S MOST EXCELLENT MAJESTY
1912

[No. 10*d*—1912]

GENERAL INDEX

PART I.—CANADIAN TRADE :—

Imports into and Exports from Canada.

(Itemized and General Statements.)

PART II.—CANADIAN TRADE :—

1. With France.
2. With Germany.
3. With United Kingdom.
4. With United States.

PART III.—CANADIAN TRADE :—

With Foreign Countries.

(Except France, Germany, United Kingdom and United States.)

PART IV.—CANADIAN TRADE :—

MISCELLANEOUS INFORMATION :—

1. Annuities.
2. Bounties.
3. Chinese Immigration.
4. Lumber and Staple Products.
5. Revenue and Expenditure of Department of Trade and Commerce.
6. Statistical Record of the Progress of Canada.
7. Tonnage Tables.
8. Trade Commissioner Service.

PART V.—Grain Statistics.

PART VI.—Subsidized Steamship Services.

PART VII.—Trade of Foreign Countries and Treaties and Conventions.

NOTE—*The above parts will not necessarily be issued in the order indicated.*

INDEX.

Part V.

GRAIN STATISTICS.

A.	Table No.	Pages.
American vessels—		
List of Crop Year 1910–11, Season of Navigation 1911	23, 28	57–8 66–7
Capacity of Crop Year 1910–11, Season of Navigation 1911	23, 28	57–8 66–7
Quantity of grain carried 1910–11, Season of Navigation 1911	23, 28	57–8 66–7
Acreage under crop—		
Manitoba	29	69
Saskatchewan	29	69
Alberta	29	69
Ontario	31	71
Quebec	31	71
New Brunswick	31	71
Nova Scotia	31	71
Prince Edward Island	31	71
B.		
Barley—World's production	36	84–5
Barley—Exported from Canada, by countries	42	92–3
C.		
Canadian wheat and Flour in transit from U.S. ports	26	62
Canadian vessels—		
List of Crop Year 1910–11, Season of Navigation 1911	23, 28	57–6 65–6
Capacity of Crop Year 1910–11, Season of Navigation 1911	23, 28	56–7 65–6
Quantity of grain carried by, Crop Year 1910–11, Season of Navigation 1911	23, 28	56–7 65–6
Cars, inspected by Grades Western Division	11	30–33
" number of inspected by railroads	11	33
" Capacity of	12	34
C. C. Castle, Report for Crop Year 1910–11	.....	16–21
E.		
Eastern Division—Quantity inspected:		
Kingston	1	7–10
Peterborough	1	7–10
Toronto	1	7–10
Montreal	1	7–10
Eastern Inspection Division, number of vessels and cars inspected	10	29
Elevators—		
Number of, in Western Grain Inspection Division	3	14
Capacity in Western Grain Inspection Division	3	14
Country, number and capacity of	3	14
Terminal, number and capacity of	3	14
License, number of, comparatively	6	15
On the several lines of railway, number and capacity of same	5	15
Licenses issued, comparatively	6	15
Interior, grain handled by	7	22
Number of, in Eastern Grain Inspection Division	9	28
Elevators. Terminal, Receipts of grain, comparative statement of	16	37
Elevators. Terminal, Receipts of grain, comparative statement of, by months	18	39
Elevators. Terminal, Shipments of grain, comparative statement of	17	38
Elevators. Terminal, Shipments of grain, comparative statement of, by month	18	38
Elevators. Terminal Receipts by, Crop Years 1900–1 to 1910–11	8	24–27
Elevators—Eastern transfer, receipts and shipments, by months	19	40
Expenditure—Western Division	39	87
Eastern Division	39	87
Exports—Wheat by countries	40	88–89
Exports—Oats by countries	41	90–91
Exports—Barley by countries	42	92–93
Exports—Wheatflour by countries	43	94–96
Exports of grain, quantities and values from principal countries	44	97

F.	Table No.	Pages.
Fees—Inspection accrued comparatively	1	11
Fees—Weighing, in Manitoba Inspection Division	2	13
Fees—Weighing, in Eastern Inspection Division	2	13
Inspection of grain, per car	38	86
Weighing of grain, per car	38	86
Flour—Canadian in transit through U.S. ports	26	62
G.		
Grain—Quantity inspected:		
Eastern Division	1	10
Western Division	1	10
Grain—Total weighed in Manitoba Inspection Division	2	13
Grain—Total weighed in Eastern Inspection Division	2	13
Goderich—Total grain weighed	2	13
Goderich—Weighing fees	2	13
Grain—		
Handled by interior elevators	7	22
Shipped over loading platforms	7	23
Shipments of, from Fort William and Port Arthur to lake ports by vessel for season of navigation	20	41–46
Shipments of, by vessel and rail for crop years	21	47–50
Shipments of, from Fort William and Port Arthur to lake ports, by vessel for crop years	22	50–55
Shipments of, from Winnipeg and other points in the West by the all-rail route	24	59
Exports of, from Canadian ports, for calendar years	25	60
U.S. exports from port of Montreal, Halifax and Vancouver	25	61
Quantity carried by Canadian vessels	23, 28	56–7 65–6
Quantity carried by American vessels	23, 28	57–8 66–7
Production by Provinces from 1900 to 1911	33	75–79
By Vessels, Crop Year	23	56–58
By Vessels, Season of Navigation	28	65–68
I.		
Inspection of staples—revenue accrued	37	86
Inspection of grain;—fee chargeable per car	38	86
Illustrations, list of	.....	105
K.		
Kingston—Quantity inspected	I	7–10
Kingston—Fees accrued	I	11
L.		
License—Elevators, comparative statement of	4	14
Licenses—Number issued	6	15
Elevators, country, transfer and terminal	6	15
Space in elevators	6	15
Commission merchants	6	15
Track buyers	6	15
Loading—Platforms, grain shipped over	7	23
List of illustrations	.....	105
M.		
Montreal—Quantity inspected	1	7–10
Montreal—Fees accrued	1	11
Midland—Total grain weighed	2	13
Midland—Weighing fees	2	13
O.		
Owen Sound—Total grain weighed	2	13
Owen Sound—Weighing fees	2	13
Oats—World's production	35	82–3
Oats—Exported from Canada, by Countries	41	90–1

P.	Table No.	Pages
Peterborough—		
Quantity inspected	1	7–10
Fees accrued	1	11
Total grain weighed	2	13
Point Edward—Total grain weighed	2	13
Point Edward—Weighing fees	2	13
Peterborough—Weighing fees	2	13
Prices of wheat at Winnipeg	13	35
Production of grain by Provinces, from 1900 to 1911	33	75–79
Production—		
World's wheat	34	80–81
World's oats	35	82–83
World's barley	36	84–85
R.		
Receipts—		
Grain at terminal elevators, comparative statement of	16	37
At terminal elevators, by months	18	38
Eastern transfer elevators, by months	19	40
By terminal elevators from 1900–01 to 1910–11	8	24–27
Rates—On grain by vessel from Fort William and Port Arthur to Georgian Bay ports	27	63
Revenue—Accrued from inspection of staples and general inspection branch	37	86
Revenue—Western division	39	87
Revenue—Eastern division	39	87
Rates—		
Freight by rail, C.P.R. to Fort William and Port Arthur	45	98
Freight by rail, C.N.R. to Port Arthur	45	99
Freight by rail, G.T.P. to Fort William and Westfort, Ont	45	100
Freight by rail, G.N.R. to Duluth	45	100
Freight by rail, C.P.R. from Fort William and Port Arthur to points in the East	45	101–2
Freight by rail, C.P.R. from Georgian Bay and Lake ports to Eastern points	45	103
Freight by rail, G.T.R. from Georgian Bay and Lake ports to Eastern points	45	104
Report, Crop Year 1910–11, C. C. Castle, Warehouse Commissioner	.....	16–21
S.		
Surveys—Number of held at Winnipeg	14	36
Number of held at Toronto	15	37
Shipments—		
From terminal elevators, comparative statement of	17	38
From terminal elevators, by months	18	39
From Eastern transfer elevators, by months	19	40
Grain from Fort William and Port Arthur to Georgian Bay Ports by vessel for seasons of navigation	20	41–46
Of grain by vessel and rail, for crop years	21	47–50
By vessel from Fort William and Port Arthur to lake ports, for the crop year	22	51–55
Grain from Winnipeg and other points in the west, by the all-rail route	24	59
By vessels, Crop Year	23	56–58
By vessels, Season of Navigation	28	65–68
Terminals elevators, Receipts by, 1900–01 to 1910–11	8	24–27
T.		
Toronto—		
Quantity of Grain inspected	1	7–10
Fees accrued	1	7–10
Total grain inspected, compararively	1	12
Total grain weighed in Manitoba inspection division	2	13
Total grain weighed in Eastern inspection division	2	13
V.		
Vessels—		
Canadian, list of	23, 28	56–7 65–6
Canadian, capacity of	23, 28	56–7 65–6
Canadian, quantity of grain carried by	23, 28	56–7 65–6
American, list of	23, 28	57–8 66–7
American, capacity of	23, 28	57–8 66–7
American, quantity of grain carried by	22, 28	57–8 66–7

W.	Table No.	Pages.
Warehouse Commissioner, C. C. Castle, Report 1910-11	.....	16–21
Western Division—Quantity grain inspected	1	7–10
Weighed—Grain in Manitoba Inspection Division	2	13
Weighed—Grain in Eastern Inspection Division	2	13
Warehouses—Number and capacity of	3	14
Western Division—Number of cars inspected by grades	11	30–33
Western Division—Number of cars inspected by railroads	11	33
Western Division—Recapitulation, No. of cars and quantity inspected	12	34
Wheat—Canadian, in transit from the following U.S. ports	26	62
World's production—Wheat	34	80–81
Wheat Exported from Canada by countries	40	88–9
Wheat Flour—Exported from Canada by countries	43	94–95
Y.		
Yield, per acre—		
Manitoba	30	70
Saskatchewan	30	70
Alberta	30	70
Ontario	32	73–4
Quebec	32	73–4
New Brunswick	32	73–4
Nova Scotia	32	73–4
Prince Edward Island	32	73–4

ILLUSTRATIONS.

Photographs.

PLATE.		PAGE.
1	Canadian Pacific Ry. Elevator, Port McNicoll, Canada	Frontispiece
2	Aberdeen elevator, Midland, Canada	"
3	Unloading and weighing grain at Fort William, Canada	64
4	Loading grain into vessel, C.P.R. Elevator B, Fort William, Canada	64
5	Loading grain into cars at Fort William, Canada	64
6	Loading grain from the Harbour Commissioners Conveyor into SS. "Virginian," Montreal, Canada	96
7	Unloading grain from SS. "Ungava" into Grand Trunk Elevator B, Montreal, Canada	96
8	Unloading grain from SS. "Midland Queen" into No. 1 Harbour Commissioners Elevator, Montreal, Canada	96
9	Unloading grain from barge "Ethel" into SS. "Pisa," Montreal, Canada	96
10	Loading grain into vessel, Can. Pac. Elevator, Port McNicoll, Canada	104
11	Grand Trunk Pacific Ry. Elevator, Midland, Canada	104

INSPECTION AND WEIGHING OF GRAIN UNDER PROVISIONS OF CHAP. 85, REVISED STATUTES OF CANADA, 1906, AND AMENDMENTS THERETO.

No. 1—STATEMENT showing Quantity of Wheat and other Grain inspected and Fees collected on same for the Fiscal Year ended March 31, 1911.

GRADES.	EASTERN INSPECTION DIVISION.					Mantoba Inspection Division.	Grand Total.
	Kingston.	Peterborough.	Toronto.	Montreal.	Total.		
	Bush.	Bush.	Bush.	Bush.	Bush.	Bush.	Bush.
Wheat, spring...—							
Manitoba Hard No. 1	.....	.....	.....	.....	.....	34,080	34,080
Northern—							
No. 1	.....	.....	.....	.....	.....	17,756,745	17,756,745
No. 2	.....	.....	.....	.....	.....	29,325,840	29,325,840
No. 3	.....	.....	.....	.....	.....	20,580,060	20,580,060
Spring—							
No. 3	.....	.....	1,000	.....	1,000	.....	1,000
Rejected	.....	.....	.....	.....	.....	1,195,995	1,195,995
Rejected No. 1	.....	.....	.....	.....	.....	1,423,905	1,423,905
Rejected No. 2	.....	.....	.....	.....	.....	1,377,045	1,377,045
No grade	.....	.....	.....	.....	.....	1,214,100	1,214,100
Condemned	.....	.....	.....	.....	.....	123,540	123,540
Goose—							
No. 2	.....	.....	1,000	.....	1,000	.....	1,000
No. 3	.....	.....	1,000	.....	1,000	.....	1,000
Rejected	.....	.....	1,000	.....	1,000	.....	1,000
No grade	.....	.....	500	.....	500	.....	500
Macaroni No. 1	.....	.....	.....	168,000	168,000	.....	168,000
Commercial grades—							
No. 4	.....	.....	.....	.....	.....	7,102,485	7,102,485
No. 5	.....	.....	.....	.....	.....	2,486,775	2,486,775
No. 6	.....	.....	.....	.....	.....	1,718,910	1,718,910
Feed	.....	.....	.....	.....	.....	418,545	418,545
No established grade	.....	.....	.....	.....	.....	10,650	10,650
Total Spring wheat	.....	.....	4,500	168,000	172,500	84,768,675	84,941,175
Wheat, winter—							
Red Winter—							
No. 2	.....	5,667	25,510	.....	31,177	.....	31,177
No. 3	.....	.....	1,050	.....	1,050	.....	1,050
No. grade	.....	.....	1,000	.....	1,000	.....	1,000
Rejected	.....	.....	1,000	.....	1,000	.....	1,000
Commercial grade	.....	.....	.....	.....	.....	.....	3,000
No. 1	.....	.....	3,000	.....	3,000	.....	3,000
American Red Winter—							
No. 2	.....	.....	.....	75,000	75,000	.....	75,000
White Winter—							
No. 2	14,000	120,021	596,283	8,036	738,340	.....	738,340
No. 3	3,000	3,421	7,145	.....	13,566	.....	13,566
No grade	.....	667	.....	.....	667	.....	667
Rejected	2,001	6,365	10,456	.....	18,822	.....	18,822
Commercial grade—							
No. 1 White	1,000	4,735	20,100	.....	25,835	.....	25,835
No. 2 White	.....	667	2,000	.....	2,667	.....	2,667
Mixed Winter—							
No. 2	.....	36,134	196,227	9,100	241,461	4,260	245,721
No. 3	.....	.....	1,000	.....	1,000		1,000
No grade	.....	.....	2,015	.....	2,015	.....	2,015
Rejected	.....	800	6,916	.....	7,716	.....	7,716
Commercial grade—							
No. 1 Mixed	.....	1,700	15,100	1,000	17,800	.....	17,80

No. 1.—STATEMENT showing Quantity of Wheat and other Grain inspected and Fees collected, &c.—*Continued.*

GRADES.	EASTERN INSPECTION DIVISION.					Manitoba Inspection Division.	Grand Total.
	Kingston.	Peterborough.	Toronto.	Montreal.	Total.		
	Bush.	Bush.	Bush.	Bush.	Bush.	Bush.	Bush.
Wheat, Winter—Con.							
Alberta Red Winter—							
No. 1	.....	.....	.....	.....	.....	41,535	41,535
No. 2	.....	.....	.....	.....	.....	256,665	256,665
No. 3	.....	.....	.....	.....	.....	268,380	268,380
Alberta White Winter—							
No. 2	.....	.....	.....	.....	.....	2,130	2,130
No. 3	.....	.....	.....	.....	.....	7,455	7,455
No. 4	.....	.....	.....	.....	.....	1,065	1,065
Rejected No. 1	.....	.....	.....	.....	.....	6,390	6,390
Rejected No. 2	.....	.....	.....	.....	.....	3,195	3,195
Rejected	.....	.....	.....	.....	.....	5,325	5,325
No grade	.....	.....	.....	.....	.....	6,390	6,390
Commercial grades—							
No. 4	.....	.....	.....	.....	.....	160,815	160,815
No. 5	.....	.....	.....	.....	.....	78,810	78,810
Total winter wheat	20,001	180,177	888,802	93,136	1,182,116	842,415	2,024,531
Grand total, wheat	20,001	180,177	893,302	261,136	1,354,616	85,611,090	86,965,706
Indian corn—							
American—							
No. 2	.....	.....	6,934	2,646,002	2,652,936	.....	2,652,936
No. 3	.....	.....	10,467	107,419	117,886	.....	117,886
No grade	.....	.....	.....	7,171	7,171	.....	7,171
Rejected	1,000	.....	3,030	21,415	25,445	.....	25,445
Condemned	3,600	.....	.....	.....	3,600	.....	3,600
Total Indian corn	4,600	.....	20,431	2,782,007	2,807,038	.....	2,807,038
Oats—							
No. 1	19,734	.....	3,725	.....	23,459	.....	23,459
No. 2	13,000	14,377	430,017	172,264	629,658	.....	629,658
No. 3	.....	4,715	144,595	207,181	356,491	.....	356,491
No. 4	.....	.....	1,176	63,460	64,636	.....	64,636
Canadian Western—							
No. 1, extra	.....	.....	.....	.....	.....	1,900	1,900
No. 1	.....	.....	.....	.....	.....	1,119,100	1,119,100
No. 2	.....	.....	.....	.....	.....	15,312,100	15,312,100
No. 3	.....	.....	.....	.....	.....	2,031,100	2,031,100
No. 1 black	.....	.....	.....	.....	.....	5,700	5,700
No. 2 black	.....	.....	.....	.....	.....	9,500	9,500
No. 2 mixed	.....	.....	.....	.....	.....	70,300	70,300
Feed extra No. 1	.....	.....	.....	.....	.....	4,005,200	4,005,200
Feed No. 1	.....	.....	.....	.....	.....	1,915,200	1,915,200
Feed No. 2	.....	.....	.....	.....	.....	710,600	710,600
Rejected C.W.	.....	.....	.....	.....	.....	997,500	997,500
No grade	.....	166,300	.....	52,136	218,436	180,500	398,936
Condemned	.....	.....	.....	.....	.....	30,400	30,400
Rejected	.....	.....	34,349	9,312	43,661	.....	43,661
Total oats	32,734	185,392	613,862	504,353	1,336,341	26,389,100	27,725,441

No. 1.—STATEMENT showing Quantity of Wheat and other Grain inspected and Fees collected, &c.—*Continued.*

Grades.	Eastern Inspection Division.					Manitoba Inspection Division.	Grand Total.
	Kingston.	Peterborough.	Toronto.	Montreal.	Total.		
	Bush.	Bush.	Bush.	Bush.	Bush.	Bush.	Bush.
Buckwheat—							
No. 2	33,157	88,256	241,324	203,123	565,860	.....	565,860
No. 3	.....	850	4,510	.....	5,360	.....	5,360
No grade	.....	1,250	.....	80,617	81,867	.....	81,867
Rejected	.....	.....	9,302	5,080	14,382	.....	14,382
Total buckwheat	33,157	90,356	255,136	288,820	667,469	.....	667,469
Barley—							
No. 1	.....	.....	3,750	.....	3,750	.....	3,750
No. 2	.....	.....	13,280	.....	13,280	9,600	22,880
No. 3, extra	1,600	8,486	197,841	3,822	211,749	8,400	220,149
No. 3	31,500	8,515	109,789	1,300	151,104	1,650,000	1,801,104
No. 4	.....	.....	6,534	2,888	9,422	771,600	781,022
Feed	.....	.....	.....	.....	.....	34,800	34,800
Rejected	1,000	810	28,073	2,199	32,082	223,200	255,282
Manitoba rejected	.....	.....	.....	.....	.....	28,800	28,800
No grade	.....	.....	.....	896	896	.....	896
Total barley	34,100	17,811	359,267	11,105	422,283	2,726,400	3,148,683
Rye—							
No. 1	.....	.....	.....	.....	.....	4,800	4,800
No. 2	12,051	19,250	62,595	.....	93,896	12,000	105,896
Total rye	12,051	19,250	62,595	.....	93,896	16,800	110,696
Flaxseed—							
No. 1, N.W	.....	.....	.....	.....	.....	2,923,000	2,923,000
No. 1, M	.....	.....	.....	.....	.....	406,000	406,000
No grade	.....	.....	.....	.....	.....	12,000	12,000
Rejected	.....	.....	.....	.....	.....	115,000	115,000
Condemned	.....	.....	.....	.....	.....	7,000	7,000
Total flaxseed	.....	.....	.....	.....	.....	3,463,000	3,463,000
Peas—							
No. 1	.....	.....	2,720	.....	2,720	.....	2,720
No. 2	14,009	957	90,408	19,924	125,298	.....	125,298
No. 3	3,000	1,420	4,900	3,120	12,440	.....	12,440
Rejected	.....	.....	2,025	.....	2,025	.....	2,025
Total peas	17,009	2,377	100,053	23,044	142,483	.....	142,483
Corn—Inspected at Quebec.							
American	.....	.....	.....	.....	.....	.....	.....
No. 3	.....	.....	.....	2,000	2,000	.....	2,000
Rejected	.....	.....	.....	1,000	1,000	.....	1,000
Grain—Inspected at West St. John—							
Wheat No. 2 White Winter	.....	.....	.....	2,019	2,019	.....	2,019
Corn—							
American	.....	.....	.....	.....	.....	.....	.....
No. 2	.....	.....	.....	401,900	401,900	.....	401,900
Buckwheat—							
No. 2	.....	.....	.....	23,922	23,922	.....	23,922

No. 1.—STATEMENT showing Quantity of Wheat and other Grain inspected and Fees collected, &c.—*Concluded.*

RECAPITULATION.

Grades.	Eastern Inspection Division.					Manitoba Inspection Division.	Grand Total.
	Kingston.	Peterborough.	Toronto.	Montreal.	Total.		
	Bush.	Bush.	Bush.	Bush.	Bush.	Bush.	Bush.
Wheat	20,001	180,177	893,302	263,155	1,356,635	85,611,090	86,967,725
Corn	4,600	.....	20,431	3,186,907	3,211,938	.....	3,211,938
Oats	32,734	185,392	613,862	504,353	1,336,341	26,389,100	27,725,441
Buckwheat	33,157	90,356	255,136	312,742	691,391	.....	691,391
Barley	34,100	17,811	359,267	11,105	422,283	2,726,400	3,148,683
Rye	12,051	19,250	62,595	.....	93,896	16,800	110,696
Flaxseed	.....	.....	.....	.....	.....	3,463,000	3,463,000
Peas	17,009	2,377	100,053	23,044	142,483	.....	142,483
Total grain, 1910-11	153,652	495,363	2,304,646	4,301,306	7,254,967	118,206,390	125,461,357
1893-94	427,069	.....	1,539,232	23,893,307	25,859,608	12,465,583	38,325,191
1894-95	484,154	.....	1,955,175	13,462,241	15,901,570	12,407,190	28,308,760
1895-96	329,866	.....	1,412,876	6,361,453	8,104,195	29,416,181	37,520,376
1896-97	504,595	.....	3,933,995	18,916,013	23,354,603	21,175,495	44,530,098
1897-98	763,278	.....	3,392,267	36,112,140	40,267,685	19,592,994	59,860,679
1898-99	1,372,731	.....	4,354,863	34,018,327	39,745,921	22,275,937	62,021,858
1899-00	.....	1,521,888	4,220,711	22,534,007	28,276,606	21,921,579	50,198,185
1900-01	.....	2,502,782	9,403,867	24,289,290	36,195,939	10,178,257	46,374,196
1901-02	1,077,132	712,544	8,641,931	8,201,039	18,632,646	35,122,532	53,755,178
1902-03	1,425,091	1,215,600	11,875,805	10,548,407	25,064,903	36,943,832	62,008,735
1903-04	1,645,864	3,646,759	7,714,452	9,846,777	22,853,852	39,999,752	62,853,604
1904-05	760,982	1,990,368	2,873,901	9,922,001	15,547,252	44,404,460	59,951,712
1905-06	542,013	610,092	5,017,593	6,707,687	12,877,385	70,414,030	83,291,415
1906-07 (9 mos.)	332,767	762,007	5,038,664	3,848,329	9,981,767	57,840,130	67,821,897
1907-08	276,811	1,034,390	2,811,794	5,643,351	9,766,346	98,152,640	107,918,986
1908-09	153,246	1,307,354	6,957,651	3,722,797	12,141,048	101,715,150	113,856,198
1909-10	119,621	602,026	2,117,814	2,445,240	5,284,701	120,314,160	125,598,861

No. 1.—Inspection Fees Accrued.

Grades.	Eastern Inspection Division.					Manitoba Inspection Division.	Grand Total.
	Kingston.	Peterborough.	Toronto.	Montreal.	Total.		
	$ cts	$ cts.	$ cts.	$ cts.	$ cts.	$ cts.	$ cts.
1893-94	274 65	.....	2,905 63	10,687 35	13,867 63	13,705 40	27,573 03
1894-95	280 10	.....	2,365 00	7,314 25	9,959 35	13,214 50	23,173 85
1895-96	208 50	.....	2,423 07	3,317 45	5,949 02	22,269 30	28,218 32
1896-97	277 70	.....	3,008 07	9,937 45	13,223 22	21,101 05	34,324 27
1897-98	342 75	.....	3,750 40	14,780 22	18,873 37	18,585 40	37,458 77
1898-99	295 60	.....	4,654 80	12,018 40	16,968 80	17,515 50	34,484 30
1899-00	.....	638 30	4,553 40	9,579 38	14,771 08	14,630 55	29,401 63
1900 01	.....	1,200 80	7,250 70	12,338 20	20,789 70	6,381 20	27,170 90
1901-02	570 37	343 80	4,019 58	4,035 45	8,969 20	21,516 80	30,486 00
1902-03	721 86	533 55	4,939 70	4,794 80	10,989 91	44,762 66	55,752 57
1903-04	732 99	1,219 60	3,111 68	4,557 40	9,621 67	31,209 90	40,831 57
1904-05	369 07	680 70	1,321 51	4,803 95	7,175 23	32,643 90	39,819 13
1905-06	256 82	240 75	2,478 28	3,214 74	6,190 59	56,222 39	62,412 98
1906-07 (9 mos.)	166 80	275 60	2,384 77	1,785 65	4,612 82	39,372 60	43,985 42
1907-08	131 63	384 40	1,335 55	2,714 40	4,565 98	70,218 30	74,784 28
1908-09	69 30	425 40	3,324 70	1,786 80	5,606 20	77,343 37	82,949 57
1909-10	95 84	287 20	1,045 86	1,184 00	2,612 90	94,154 15	96,767 05
1910-11	74 85	219 50	1,140 72	1,876 20	3,526 57	94,775 10	98,301 67
			Quebec....	1 50			
			St. John..	213 80			

No. 1.—Different Kinds of Grain Inspected for the following Fiscal Years.

——	Wheat.	Indian Corn.	Oats.	Buckwheat.	Barley.	Speltz.	Rye.	Flaxseed	Peas.	Total.
	Bush.	Bush.	Bush.	Bush.	Bush.	Bush.	Bush.	Bush.	Bush.	Bush.
Totals, 1893-4	17,010,290	2,483,100	13,278,829	819,154	821,545	.....	421,007	.....	3,491,266	38,325,191
" 1894-95	14,180,433	6,521,585	3,765,347	547,808	596,673	.....	78,764	.....	2,708,150	28,308,760
" 1895-96	28,215,715	2,267,757	3,896,646	747,804	978,663	.....	20,978	.....	1,392,813	37,520,376
" 1896-97	21,357,641	5,886,296	9,808,023	711,460	835,181	.....	515,114	.....	5,416,383	44,530,098
" 1897-98	25,489,146	15,392,432	13,403,220	765,366	338,279	.....	1,543,722	714	2,927,800	59,860,679
" 1898-99	27,147,163	17,850,014	12,956,264	321,700	257,185	.....	578,459	.....	2,911,073	62,021,858
" 1899-00	23,231,690	10,643,478	9,703,850	381,223	2,746,106	.....	593,842	42,500	2,855,496	50,198,185
" 1900-01	17,665,455	11,397,689	11,253,367	479,668	1,775,583	.....	713,741	24,285	3,064,408	46,374,196
" 1901-02	37,629,593	1,986,380	9,244,485	542,254	1,131,027	.....	620,891	95,000	2,505,548	53,755,178
" 1902-03	39,916,373	2,560,661	14,230,859	472,568	1,947,889	7,083	1,248,428	426,536	1,198,338	62,008,735
" 1903-04	38,685,340	5,091,043	14,045,434	615,902	2,345,992	2,375	255,557	606,507	1,205,454	62,853,604
" 1904-05	41,166,589	5,970,674	9,630,038	741,041	1,548,828	1,000	55,592	306,000	531,950	59,951,712
" 1905-06	64,437,497	2,875,819	11,315,864	871,755	2,679,585	1,000	46,971	494,000	568,924	83,291,415
" 1906-07 (9 mos.)	48,363,803	2,510,919	12,339,587	702,071	2,837,948	1,200	49,563	602,000	414,806	67,821,897
" 1907-08	74,845,424	4,227,324	21,930,729	651,482	4,017,953	1,000	36,351	1,616,000	592,723	107,918,986
" 1908-09	80,878,603	276,853	23,578,573	883,256	5,013,150	.....	313,589	2,118,000	794,174	113,856,198
" 1909-10	85,388,862	415,950	29,975,608	1,460,351	4,503,536	.....	111,599	3,509,000	233,955	125,598,861
" 1910-11	86,967,725	3,211,938	27,725,441	691,391	3,148,683	.....	110,696	3,463,000	142,483	125,461,357

No. 2.—STATEMENT showing Quantity of the Various kinds of Grain Weighed in the Manitoba and Eastern Inspection Divisions for the Fiscal Years hereinafter enumerated.

TOTAL GRAIN WEIGHED.—MANITOBA INSPECTION DIVISION.

Districts.	Wheat.	Indian Corn.	Oats.	Screenings.	Barley.	Speltz.	Rye.	Flaxseed.	Peas.	Totals.	Weighing Fees.
Manitoba Inspection Division—											$ cts.
1901-02	26,178,764	.....	372,455	.....	16,152	.....	.....	.....	.....	26,567,371	.....
1902-03	38,392,671	.....	916,927	.....	89,156	.....	.....	43,821	.....	39,442,575	25,360,30
1903-04	64,787,591	.....	2,693,475	.....	477,501	726	.....	686,423	.....	68,645,716	18,250 70
1904-05	72,376,570	.....	3,828,069	.....	554,878	694	.....	611,322	.....	77,371,533	19,777 05
1905-06	116,793,199	.....	10,641,142	.....	2,206,837	914	2,000	903,863	.....	130,547,955	33,624 90
1906-07 (9 mos.)	73,941,175	.....	18,396,549	.....	3,417,965	.....	6,783	1,279,181	.....	97,041,653	23,067 60
1907-08	46,979,713	.....	10,705,100	27,321	1,353,656	.....	.....	640,689	.....	59,706,479	41,979 75
1908-09	53,607,060	.....	11,229,213	93,281	2,140,263	.....	.....	1,431,651	.....	68,501,468	44,707 25
1909-10	55,901,512	.....	15,967,192	157,983	2,354,202	.....	4,165	3,075,615	.....	77,460,669	51,783 90
1910-11	57,258,113	.....	16,276,582	224,284	1,598,432	.....	1,586	3,087,591	.....	78,446,588	57,235 30

TOTAL GRAIN WEIGHED.—EASTERN INSPECTION DIVISION.

Eastern Inspection Division—											
Goderich	2,757,257	.....	1,567,562	.....	109,229	.....	.....	109,806	.....	4,624,854	1,233 00
Midland	1,334,278	934,654	1,558,407	.....	70,420	.....	.....	.....	.....	3,897,759	1,013 98
Owen Sound	1,544,736	.....	2,623,105	.....	71,261	.....	.....	.....	.....	4,239,102	865 80
Point Edward	1,164,945	.....	703,542	.....	44,964	.....	.....	76,180	.....	1,989,631	536 10
Peterborough	2,194	.....	166,300	.....	18,534	.....	.....	.....	.....	187,028	40 50
Victoria Harbour	632,124	.....	105,500	.....	.....	.....	.....	.....	.....	737,624	204 40
Meaford	451,003	.....	66,865	.....	46,023	.....	.....	.....	.....	563,891	143 50
Totals, 1910-11	7,886,537	934,654	6,791,281	.....	360,431	.....	.....	266,986	.....	16,239,889	4,036 88
Totals, 1904-05	5,742,641	18,202	448,455	.....	20,497	.....	.....	32,600	.....	6,262,395	*379 20
Totals, 1905-06	4,009,746	236,599	1,935,152	.....	38,282	.....	.....	139,400	.....	6,359,179	1,818 25
Totals, 1906-07 (9 mos.)	3,094,030	192,732	2,321,501	.....	58,199	.....	.....	219,269	.....	5,885,731	1,589 40
Totals, 1907-08	5,266,102	746,636	4,555,945	.....	191,602	.....	.....	445,876	.....	11,206,161	3,004 19
Totals, 1908-09	7,087,422	435,856	5,859,562	.....	237,050	.....	.....	292,929	.....	13,912,819	3,592 35
Totals, 1909-10	7,486,001	516,254	8,621,082	.....	373,261	.....	25,567	382,761	.....	17,404,926	4,393 11

*Approximately.

MISCELLANEOUS GRAIN STATISTICS.

No. 3.—Statement respecting Grain Elevators in Operation in Western Grain Inspection Division of Canada.

—	1905-6.		1906-7.		1907-8.	
	No.	Capacity in Bushels.	No.	Capacity in Bushels.	No.	Capacity in Bushels.
Public country elevators	1,055	31,560,700	1,212	36,597,200	1,305	39,777,000
Warehouses	53		52		36	
Terminal elevators	10	19,130,000	9	18,625,000	13	18,758,700
Totals	1,118	50,690,700	1,273	55,222,200	1,354	58,535,700

—	1908-9.		1909-10.		1910-11.		1911-12.	
	No.	Capacity in Bushels.	No.	Capacity in Bushels.	No.	Capacity in Bushels.	No.	Capacity in Bushels.
Public country elevators	1,416	43,037,400	1,766	54,460,400	1,866	57,487,300	1,998	62,114,500
Warehouses	41		38		32		31	
Terminal elevators and milling elevators	12	20,152,700	16	23,440,700	19	27,440,400	18	27,400,400
Totals	1,469	63,190,100	1,820	77,901,100	1,917	84,927,700	2,047	89,514,900

No. 4.—Comparative Statement of Elevators operated under License for the Twelve Years ended August 31, 1912.

Crop Year.	No. of Elevators.	No. of Warehouses.	Totals.	Increase.	Storage Capacity.
					Bushels.
1900-1	426	97	523	.....	18,879,352
1901-2	545	85	630	107	23,099,000
1902-3	740	82	822	192	30,356,400
1903-4	918	64	982	160	41,186,000
1904-5	976	46	1,022	41	46,953,630
1905-6	1,065	53	1,118	96	50,690,700
1906-7	1,221	52	1,273	155	55,222,200
1907-8	1,318	36	1,354	81	58,535,700
1908-9	1,428	41	1,469	115	63,190,100
1909-10	1,782	38	1,820	351	77,901,100
1910-11	1,885	32	1,917	97	84,927,700
1911-12	2,016	31	2,047	130	89,514,900

No. 5.—STATEMENT showing lines of Railways on which Elevators and Warehouses are operated, with number and capacity on each, for 1910-11 and 1911-12.

—	1910–11.				1910–11.			
	No. of Elevators.	No. of Warehouses.	Totals.	Capacity.	No. of Elevators.	No. of Warehouses.	Totals.	Capacity.
			No.	Bushels.			No.	Bushels.
C.P.R.—Manitoba	439	4	443	14,574,000	432	5	437	15,113,700
Saskatchewan	576	1	577	17,204,500	614	2	616	18,157,500
Alberta	196	11	207	7,050,500	224	12	236	8,114,000
British Columbia	5	2	7	379,000	5	2	7	422,000
C.N.R.—Manitoba	218	8	226	5,765,800	222	5	227	5,797,800
Saskatchewan	233	4	237	6,418,500	278	3	281	7,716,500
Alberta	35	2	37	1,179,000	35	2	37	1,154,000
G.T.P.—Manitoba	26	.....	26	784,000	26	.....	26	779,000
Saskatchewan	95	..	95	2,842,000	115	.....	115	3,440,000
Alberta	18	.....	18	535,000	20	.....	20	595,000
G.N.R.—Manitoba	24	.....	24	690,000	25	.....	25	720,000
Britisli Columbia	1	.....	1	65,000	1	.....	1	65,000
C.P.R.—Ontario Terminals, and Ontario milling elevators	14	.....	14	15,625,400	13	.....	13	15,585,400
Ontario country elevator	.....	.....	.....	.....	1	.....	1	40,000
C.N.R.	4	.....	4	8,565,000	4	.....	4	8,565,000
G.T.P.	1	.....	1	3,250,000	1	.....	1	3,250,000
Totals, Western Divis'n	1,885	32	1,917	84,927,700	2,016	31	2,047	89,514,900
Eastern Transfer Elevators—								
C.P.R.—Ontario	6	.....	6	5,535,000	4	.....	4	4,035,000
G.T.R.—Ontario	11	.....	11	10,000,000	11	.....	11	10,600,000
C.P.R.—Quebec	4	.....	4	3,000,000	3	.....	3	2,500,000
C.P.R.—New Brunswick	1	.....	1	1,000,000	1	.....	1	1,000,000
I.C.R.—New Brunswick	1	.....	1	500,000	1	.....	1	500,000
I.C.R.—Nova Scotia	1	.....	1	500,000	1	.....	1	500,000
Totals, Transfer Elevators Eastern Division	24	.....	24	20,535,000	21	.....	21	19,135,000
Grand Totals	1,909	.....	1,941	105,462,700	2,037	31	2,068	108,649,900

No. 6.—COMPARATIVE STATEMENT of Licenses Issued in the Western Grain Inspection Division for 1903-4, 1904-5, 1905-6, 1906-7, 1907-8, 1908-9, 1909-10, 1910-11, and 1911-12.

Kind of License.	No. LICENSES ISSUED.								
	1903–04.	1904–05	1905–06	1906–07.	1907–08.	1908–09.	1909–10.	1910–11.	1911.12.
Elevators and warehouses	982	1,022	1,118	1,327	1,363	1,495	1,841	1,766	1,972
Terminals and Transfer elevators						26	31	36	34
Space in elevators	58	59	52	32	28	24	12	55	58
Commission merchants	36	65	69	72	71	71	76	75	84
Track buyers	16	119	121	154	158	140	149	130	123
Not licensed	.....	.....	.....	.....	.....	.....	.....	35	26
Totals	1,092	1,265	1,360	1,585	1,620	1,756	2,109	2,097	2,297

The following report has been submitted by the Warehouse Commissioner, Winnipeg, for Manitoba Grain Inspection Division, covering the period from September 1, 1910, to August 31, 1911.

ELEVATORS AND WAREHOUSES.

The subjoined table shows the location of the various elevators and warehouses summarized by Provinces.

—	Season 1910-11.			
	Stations.	Elevators.	Warehouses.	Capacity.
				Bushels.
Manitoba	329	707	12	21,813,800
Saskatchewan	374	904	5	26,465,000
Alberta	130	249	13	8,764,500
British Columbia	7	6	2	444,000
	840	1,866	32	57,487,300
Ontario milling elevators	2	4	.....	1,740,000
Ontario terminals	4	15	.....	25,700,400
Total Western Division	846	1,885	32	84,927,700
Eastern Transfer Elevators—				
Ontario	13	17	.....	15,535,000
Quebec	1	4	.....	3,000,000
New Brunswick	2	2	.....	1,500,000
Nova Scotia	1	1	.....	500,000
Transfer Elevators, Total Eastern Division	17	24	.....	20,535,000
Grand totals	863	1,909	32	105,462,700

While from the above summary it will be observed there are 1909 elevators and 32 warehouses existing at the present time, only 1815 of these were operated under license during the year, due to the fact that some 126 elevators and warehouses were not operated at all last year on account of the short crop in certain districts.

Certain elevators were reported during the season as being in a collapsed condition, and in accordance with the Statute in that behalf relief was afforded to same as per attached table:—

—	Manitoba.			Saskatchewan.			Alberta.			Total.
Crop Year	C.P.	C.N.	G.T.	C.P.	C.N.	G.T.	C.P.	C.N.	G.T.	
1910-11	1	1	.....	2	1	.....	.....	.....	.....	5
1909-10	.....	.....	.....	3	.....	.....	.....	.....	.....	3

Very few sites for flat warehouses were applied for during the season; I however, append a Table showing the number, with the Provinces and railway lines at which they were applied for and authorized during the season:—

—	Manitoba.			Saskatchewan.			Alberta.			Total.
	C.P.	C.N.	G.T.	C.P.	C.N.	G.T.	C.P.	C.N.	G.T.	
1910–11	1	.....	.....	.....	4	.....	.....	1	.....	6
1909–10	1	1	.....	.....	1	3	3	.....	.....	9

The subjoined tables show the number of platforms that were ordered erected and also enlarged during the year; and the railway line and Province where erected:—

Loading Platforms Built—1911.

—	Manitoba.			Saskatchewan			Alberta.			Total.
	C.P.	C.N.	G.T.	C.P.	C.N.	G.T.	C.P.	C.N.	G.T.	
1910–11	1	4	.....	12	23	3	5	2	.....	50
1909–10	3	6	.....	6	21	3	8	.....	.....	48

Loading Platforms Extended—1911.

1910–11	4	6	.....	14	7	.....	3	.....	.....	34
1909–10	6	3	.....	12	9	2	1	.....	.....	33

Requests for the appointment of temporary agents were almost double this season compared with last, as the statement below shows:—

Temporary Station Agents authorized appointed 1910-11.

	Manitoba.			Saskatchewan.			Alberta.			Total.
	C.P.	C.N.	G.T.	C.P.	C-N.	G.T.	C.P.	C.N.	G.T.	
1910–11	14	19	.....	34	19	1	3	.....	.....	90
1909–10	13	13	.....	11	9	1	4	.....	.....	51

In explanation of the above I desire to say that at many stations where temporary agents were ordered appointed by the Undersigned a year ago the appointment, in consequence of expansion of business in the district, has been made permanent. The increase in the number of temporary agents is entirely due to stations opened up on new lines.

The following is a statement arranged by Provinces and railroads of the number of cars of the North-Western crop inspected at Winnipeg, Calgary and Duluth for the twelve months ended 31st August, 1911:—

Inspected at Winnipeg and Calgary over C. P. R.

Province.	Wheat.	Oats.	Barley.	Flax.	Rye.	Total.
Manitoba	16,918	2,255	554	237	6	19,970
Saskatchewan	31,011	2,904	308	2,602	1	36,826
Alberta	3,151	1,762	161	15	10	5,099
Total	51,080	6,921	1,023	2,854	17	61,895

Inspected at Winnipeg over C. N. R.

Manitoba	10,672	2,496	823	90	.....	14,081
Saskatchewan	12,783	2,843	221	183	.....	16,030
Alberta	518	42	3	1	.....	564
Total	23,973	5,381	1,047	274	.....	30,675

Inspected at Winnipeg over G. T. P.

Manitoba	1,136	182	36	18	.....	1,372
Saskatchewan	4,014	1,378	21	31	.....	5,444
Alberta	145	5	.....	2	.....	152
Total	5,295	1,565	57	51	.....	6,968

Inspected at Duluth over G. N. R.

Manitoba	1,120	2	2	37	.....	1,161
Saskatchewan	38	.....	.....	.....	.....	38
Total	1,158	2	2	37	.....	1,199

Inspected by Provinces.

Manitoba	29,846	4,935	1,415	382	6	36,584
Saskatchewan	47,846	7,125	550	2,816	1	58,338
Alberta	3,814	1,809	164	18	10	5,815
Total	81,506	13,869	2,129	3,216	17	100,737
A year ago	89,129	18,392	3,886	3,571	19	114,997

The following table shows the total number of bushels of the various kinds of grain marketed, the proportion which was handled by the country elevators and also the proportion shipped direct over the loading platform:—

Grain.	Shipped through Elevators.	Shipped over L. Platform.	Inspected at Winnipeg.	Total Marketed.
Wheat	70,913,452	16,905,498	87,618,950 *200,000	87,818,950
Oats	30,069,271	7,781,829	-26,351,100 *11,500,000	37,851,100
Barley	1,589,257	965,543	2,554,800	2,554,800
Flax	2,588,743	627,257	3,216,000	3,216,000
Total	105,160,723	26,280,127	119,740,850 *11,700,000	131,440,850

*Shipped locally-not inspected.

Please note the total oats shipments both from country elevators and over the loading platform amounted to 37,851,100 bus., and of this quantity only 26,351,100 bus. were inspected; that is to say 11,500,000 bus. were shipped from one district where there was a surplus of oats to another district where there had been a total or partial oat failure—due to drought. Many of the districts in southern Manitoba, Saskatchewan and Alberta had to purchase not only their seed oats but their feed as well.

Owing to drought prevailing, especially in the southern districts of the three Western Provinces, during the growing season of 1910 it was impossible to approximate with any degree of accuracy what the yield per acre would be.

The wheat yield was variously estimated from as high as 120,000,000 bus. during the earlier stages of the season to as low as 75,000,000 and 80,000,000 bus. at harvest time.

The following table, however, discloses the actual results of the wheat crop at the close of the season:—

Wheat situation, August 31st, 1911—Final report for crop of 1910.

		Bushels.
Inspected to date—81,506 cars at 1,075 bushels each		87,618,950
In store—interior elevators		1,717,700
In transit—not inspected		140,000
Marketed at Winnipeg—not inspected		200,000
Total marketed during the year		89,676,650
Allowance for seed	20,000,000	
Allowance for feed and local mills	7,000,000	
		27,000,000
		116,676,650
Estimated balance in farmers hands (say)		1,000,000
		117,676,650

The following summary shows the proportion of the lake shipments to Canadian and American ports, for crop year ended August 31, 1911:—

			Percentage.
Wheat	23,748,619 bus	U.S. ports	38.5
	37,917,756 "	Canadian ports	61.5
Total wheat	61,666,375 "		
Oats	1,009,291 bus	U. S. vessels to U.S. ports.	
	103,819 "	Canadian vessels to U.S. ports.	
	1,113,110 "	U.S. ports	5.7
	18,375,319 "	Canadian ports	94.3
Total oats	19,488,429 "		
Barley	458,291 bus	U.S. vessels to U.S. ports.	
	195,000 "	Canadian vessels to U.S. ports.	
	653,291 "	U.S. ports	43.
	865,600 "	Canadian ports	57.
Total barley	1,518,891 "		
Flax	1,911,867 bus	U.S. vessels.	
	*172,000 "	Canadian vessels to U. S. Ports.	
	2,083,867 "	U.S. ports	80.9
	489,616 "	Canadian ports	19.1
Total flax	2,573,483 "		

*Not including flax screenings 2,697 bushels.

The percentage of shipments ex Fort William and Port Arthur terminals to American ports has been steadily increasing during the last four or five years, when they received from us about twenty per cent of the wheat crop and only a nominal percentage of the other kinds of grain. No doubt the Milling-in-bond-in-transit privilege given by the States will account, to a considerable extent, for the increase during the past two years; also the lower freight rates via American ports to American sea-board which prevailed on occasions during the year.

The net shortage on cargoes received at Eastern Transfer Elevators, with net shortage per 1,000 bushels during the year are as follows:—

	Net. Shortage.	Average Shortage per 1000 Bushels.
	Bush.	Lbs.
Wheat	13,394 45	26
Oats	12,102 04	28
Barley	625 25	39
Flax	234 32	27

By an Act of the Provincial Government of Manitoba the Manitoba Elevator Commission was created, and they commenced their operations this season by purchasing 174 country elevators throughout the Province; however, in consequence of the drought only 97 of these were operated. For the most part the grain received at the Manitoba Government elevators is handled in special bins in car lots. That is to say they do a warehousing business pure and simple. To take care of the waggon load lots that are offered for sale on the street they have arranged with certain grain dealers to lease space in each of their elevators to such dealers. These dealers in common with all other elevator operators are required to furnish bonds and take out a license before operating.

The receipts of wheat at the Government elevators for the year amounted to 3,113,236 bushels, and of oats and barley, 1,938,686 bushels; a total of 5,051,922 bushels. The short crop in Manitoba naturally affected the receipts at these elevators the same as at those belonging to other parties. I am confident, however, that they would have handled a very much larger quantity than they did had the crop conditions been different.

Comparatively speaking very few complaints were received at this office on account of scarcity of cars. I am pleased to report that relief at all such points was afforded by the railway companies within twenty-four hours after I had drawn the matter to their notice.

The crop of the North-West for the season was of its usual high quality and character, and the prices received by farmers were highly remunerative.

While naturally in a crop of the magnitude here dealt with, numbers of disputes will of necessity arise between farmers, elevator operators, grain commission merchants, track buyers and also the railway companies, the number of such disputes dealt with by this office during the year were not greater than one would expect under the circumstances; all such, however, were promptly dealt with, and where justified the necessary relief sought was obtained.

The above is respectfully submitted.

Sgnd. C. C. Castle,
Warehouse Commissioner.

No. 7.—STATEMENT showing quantity of each kind of grain handled by the Interior Elevators in the Provinces of Manitoba, Saskatchewan and Alberta with the line of railway on which they are located for Crop Year 1910-11, also totals for 1908-09 and 1909-10. Also quantities shipped over loading platforms and total shipments.

Crop Year, 1910-11.	Quantity of Grain Handled by Elevators.									
	Wheat.		Oats.		Barley.		Flax.		Total Grain.	
	Receipts.	Shipments.	Receipts.	Shipments.	Receipts.	Shipments.	Receipts.	Shipments.	Receipts.	Shipments.
	Bush.	Bush.	Bush.	Bush.	Bush.	Bush.	Bush.	Bush.	Bush.	Bush.
C. P. R., Manitoba	13,402,240	13,586,505	4,505,057	4,558,663	292,165	311,762	26,863	27,036	18,226,325	18,483,966
C. N. R. "	5,405,358	5,433,782	3,450,984	3,467,089	377,278	384,537	11,015	10,819	9,244,635	9,296,227
G. N. R. "	915,213	931,281	7,621	29,708	6,453	22,736	17,386	17,520	946,673	1,001,245
G. T. P. "	532,108	531,855	24,925	23,391	8,177	8,037	.....	.....	565,210	563,283
Total	20,254,919	20,483,423	7,988,587	8,078,851	684,073	727,072	55,264	55,375	28,982,843	29,344,721
C. P. R., Saskatchewan	32,314,854	32,405,724	9,174,485	*9,423,399	318,311	327,472	2,302,322	2,292,856	44,109,972	44,449,451
C. N. R. "	11,010,237	11,076,416	5,390,943	5,668,024	227,270	236,478	170,208	169,234	16,798,658	17,150,152
G. T. P. "	2,627,100	2,620,654	1,990,403	2,028,039	27,051	27,774	30,551	30,382	4,675,105	4,706,849
Total	45,952,191	46,102,794	16,555,831	17,119,462	572,632	591,724	2,503,081	2,492,472	65,583,735	66,306,452
C. P. R., Alberta	3,253,233	3,427,436	3,464,324	3,761,250	172,324	211,329	35,530	34,595	6,925,411	7,434,610
C. N. R. "	748,481	740,855	882,408	975,813	45,708	52,043	2,932	2,928	1,679,529	1,771,639
G. T. P. "	159,495	158,944	153,509	133,895	4,470	7,089	3,385	3,373	320,859	303,301
Total	4,161,209	4,327,235	4,500,241	4,870,958	222,502	270,461	41,847	40,896	8,925,799	9,509,550
Manitoba	20,254,919	20,483,423	7,988,587	8,078,851	684,073	727,072	55,264	55,375	28,982,843	29,344,721
Saskatchewan	45,952,191	46,102,794	16,555,831	17,119,462	572,632	591,724	2,503,081	2,492,472	65,583,735	66,306,452
Alberta	4,161,209	4,327,235	4,500,241	4,870,958	222,502	270,461	41,847	40,896	8,925,799	9,509,550
Total crop year, 1910-11	70,368,319	70,913,452	29,044,659	30,069,271	1,479,207	1,589,257	2,600,192	2,588,743	103,492,377	105,160,723

Total crop year, 1908-09	59,043,270	59,134,614	18,952,447	18,884,658	2,378,123	2,382,943	1,776,076	1,769,260	82,149,916	82,171,475
Total crop year, 1909-10	78,105,514	76,887,761	30,561,324	28,346,637	3,366,188	3,199,253	3,051,450	3,032,649	115,084,476	111,466,300

—	Shipped over loading platforms.	Shipped from Elevators.	Total Shipments.
	Bush.	Bush.	Bush.
Wheat	16,905,498	70,913,452	*87,818,950
Oats	7,781,829	30,069,271	†37,851,100
Barley	965,543	1,589,257	2,554,800
Flax	627,257	2,588,743	3,216,000
Totals, all grains	26,280,127	105,160,723	131,440,850

* 200,000 } Shipped locally—not inspected.
†11,500,000 }

No. 8.—STATEMENT, showing quantity of each kind of Grain, with totals, received by the Terminal Elevators at Fort William and Port Arthur, for the Undermentioned Crop Years.

WHEAT.

Crop Year ended Aug. 31	1900-1	1901-2	1902-3	1903-4	1904-5	1905-6	1906-7	1907-8	1908-9	1909-10	1910-11
	Bush.	Bush.	Bush.	Bush.	Bush.	Bush.	Bush.	Bush.	Bush.	Bush.	Bush.
Fort William—											
C. P. R.	5,119,897	26,625,403	31,168,857	21,461,587	18,456,200	27,099,996	25,578,680	16,280,130	20,553,853	22,411,451	16,364,372
Consolidated	.....	.....	.....	.....	.....	.....	1,734,584	4,679,148	5,720,613	6,009,797	6,687,835
Empire Elevator Co.	.....	.....	.....	.....	3,888,901	11,613,603	14,146,263	5,439,832	7,693,309	7,993,333	5,278,055
Ogilvie Flour Mills Co.	.....	.....	.....	.....	678,446	3,360,570	.....	.....	4,282,260	6,471,432	7,032,132
Western Term'l El. Co	.....	.....	.....	.....	.....	.....	.....	.....	.....	2,593,537	4,172,238
G. T. Pacific	.....	.....	.....	.....	.....	.....	.....	.....	.....	.....	4,665,998
Black & Muirhead	.....	.....	.....	.....	.....	.....	.....	.....	.....	68,628	732,166
Davidson & Smith	.....	.....	.....	.....	.....	.....	.....	.....	.....	74,345	26,287
Total—Ft. William	5,119,897	26,625,403	31,168,857	21,461,587	23,023,547	42,074,169	41,459,527	26,399,110	38,250,035	45,622,523	44,959,083
Port Arthur—											
Port Arthur Elev. Co.	.....	1,691,725	9,131,647	8,558,744	6,839,936	10,588,083	16,108,404	12,778,549	18,325,064	20,919,221	18,438,738
D. Horn & Co.	840,023	1,824,408	1,001,970	2,060,296	1,645,134	2,759,276	2,985,764	1,512,213	1,513,633	1,199,202	817,417
Thunder Bay Elev. Co.	.....	.....	.....	.....	.....	.....	.....	.....	.....	4,543,634	4,843,329
National Elev. Co.	.....	.....	.....	.....	.....	.....	.....	.....	.....	1,022	1,073,304
Total—Port Arthur	840,023	3,516,133	10,133,617	10,619,040	8,485,070	13,347,359	19,094,168	14,290,762	19,838,697	26,663,079	25,172,788
Grand Total	5,959,920	30,141,536	41,302,474	32,080,627	31,508,617	55,421,528	60,553,695	40,689,872	58,088,732	72,285,602	70,131,871

OATS.

Fort William—											
C. P. R.	.....	1,076,720	1,396,982	164,619	561,948	3,268,071	5,432,543	4,142,270	6,160,582	6,441,583	2,297,817
Consolidated	.....	.....	.....	.....	.....	.....	259,989	1,126,263	999,849	2,326,840	1,495,406
Empire Elevator Co.	.....	.....	.....	.....	63,640	1,759,874	3,038,439	2,354,419	2,326,027	3,719,653	1,974,645
Ogilvie Flour Mills Co.	.....	.....	.....	.....	41,170	71,360	.....	.....	1,029,693	1,968,530	524,817
Western Term'l El. Co.	.....	.....	.....	.....	.....	.....	.....	.....	.....	847,855	224,746
G. T. Pacific	.....	.....	.....	.....	.....	.....	.....	.....	.....	.....	2,790,247
Black & Muirhead	.....	.....	.....	.....	.....	.....	.....	.....	.....	111,362	7,628
Davidson & Smith	.....	.....	.....	.....	.....	.....	.....	.....	.....	119,824	29,495
Total—Ft. William	.....	1,076,720	1,396,982	164,619	666,758	5,099,305	8,730,971	7,622,952	10,516,151	15,535,647	9,344,801

Port Arthur—											
Port Arthur Elev. Co.	.....	27,355	176,879	19,761	86,726	766,361	4,006,746	2,729,215	4,315,729	8,686,796	6,263,018
D. Horn & Co.	.....	133,482	51,762	9,121	79,180	311,584	274,393	305,009	199,526	465,324	131,968
Thunder Bay Elev. Co.	.....	.....	.....	.....	.....	.....	.....	.....	.....	1,792,334	1,781,455
National Elev. Co.	.....	.....	.....	.....	.....	.....	.....	.....	.....	3,415	255,838
Total—Port Arthur	.....	160,837	228,641	28,882	165,906	1,077,948	4,281,139	3,034,224	4,515,255	10,947,869	8,432,279
Grand Total	.....	1,237,557	1,625,623	193,501	832,664	6,177,253	13,012,110	10,657,176	15,031,406	26,483,516	17,777,080

BARLEY.

Fort William—											
C. P. R.	.....	50,076	139,144	22,511	123,229	340,640	686,126	579,968	721,864	912,234	312,670
Consolidated	.....	.....	.....	.....	.....	.....	13,714	47,770	55,502	131,538	101,263
Empire Elevator Co.	.....	.....	.....	.....	13,198	166,376	335,650	136,432	215,786	288,871	116,617
Ogilvie Flour Mills Co.	.....	.....	.....	.....	.....	37,063	.....	.....	148,231	189,612	30,275
Western Term'l El. Co.	.....	.....	.....	.....	.....	.....	.....	.....	.....	28,025	9,985
Black & Muirhead	.....	.....	.....	.....	.....	.....	.....	.....	.....	15,848	19,266
G. T. Pacific	.....	.....	.....	.....	.....	.....	.....	.....	.....	3,197	50,891
Total—Ft. William	.....	50,076	139,144	22,511	136,427	544,079	1,035,490	764,170	1,141,383	1,569,325	640,967
Port Arthur—											
Port Arthur Elev. Co.	.....	1,758	201,577	53,515	101,171	359,754	749,093	1,041,462	1,330,337	1,425,268	689,705
D. Horn & Co.	.....	4,935	8,188	25,399	21,712	90,358	84,606	108,670	26,462	19,588	15,767
Thunder Bay Elev. Co	.....	.....	.....	.....	.....	.....	.....	.....	.....	286,494	181,359
National Elev. Co.	.....	.....	.....	.....	.....	.....	.....	.....	.....	.....	8,702
Total—Port Arthur	.....	6,693	209,765	78,914	122,883	450,112	833,699	1,150,132	1,356,799	1,731,350	895,533
Grand Total	.....	56,769	348,909	101,425	259,310	994,191	1,869,189	1,914,302	2,498,182	3,300,675	1,536,500

FLAX.

Fort William—											
C. P. R.	.....	700	.....	14,435	.....	80,812	.....	.....	.....	.....	.....
Consolidated	.....	.....	.....	.....	.....	.....	32,239	299,730	518,029	623,683	718,737
Empire Elevator Co.	.....	.....	.....	.....	23,860	95,984	97,342	147,448	165,700	443,560	319,499
Western Term'l El. Co.	.....	.....	.....	.....	.....	.....	.....	.....	.....	440,898	629,521
Black & Muirhead	.....	.....	.....	.....	.....	.....	.....	.....	.....	.....	24
G. T. Pacific	.....	.....	.....	.....	.....	.....	.....	.....	.....	.....	32,207
Total—Ft. William	.....	700	.....	14,435	23,860	176,796	129,581	447,178	683,729	1,508,141	1,699,988

No. 8.—STATEMENT showing each quantity of each kind of Grain, with totals, received by the Terminal Elevators at Fort William and Port Arthur for the undermentioned Crop Years—*Concluded.*

FLAX—*Concluded.*

Crop Year ended Aug. 31.	1900-01	1901-02	1901-02	1903-04	1904-05	1905-06	1906-07	1907-08	1908-09	1909-10	1910-11
	Bush.	Bush.	Bush.	Bush.	Bush.	Bush.	Bush.	Bush.	Bush.	Bush.	Bush.
Port Arthur—											
Port Arthur Elev. Co..	.....	.....	60,098	74,890	3,683	13,969	156,098	197,524	144,528	184,002	165,140
D. Horn & Co.....	.....	10,026	107,439	372,728	142,218	289,536	519,518	870,999	1,282,418	1,571,060	951,466
Thunder Bay Elev. Co	.....	.....	.....	.....	.....	.....	.....	.....	.....	97,604	58,331
National Elev. Co.....	.....	.....	.....	.....	.....	.....	.....	.....	.....	.....	2,399
Total—Port Arthur.	.....	10,026	167,537	447,618	145,901	303,505	666,616	1,068,523	1,426,946	1,852,666	1,177,342
Grand Total.....	.....	10,726	167,537	462,053	169,761	480,301	796,197	1,515,701	2,110,675	3,360,807	2,877,330

RYE.

Fort William—											
C. P. R.....	.....	.....	.....	.....	.....	.....	.....	.....	.....	.....	497
Empire Elev. Co.....	.....	.....	.....	.....	.....	.....	.....	.....	.....	5,003	33
Total—Ft. William..	.....	.....	.....	.....	.....	.....	.....	.....	.....	5,003	530
Port Arthur—											
David Horn & Co.....	.....	.....	.....	.....	.....	.....	.....	.....	.....	.....	4,706
Total—Port Arthur.	.....	.....	.....	.....	.....	.....	.....	.....	.....	.....	4,706
Grand Total.....	.....	.....	.....	.....	.....	.....	.....	.....	.....	5,003	5,236

TOTAL GRAIN.

Fort William—											
C. P. R.....	5,119,897	27,752,899	32,704,983	21,663,152	19,141,377	30,789,519	31,697,349	21,002,368	27,436,299	29,770,271	18,975,356
Consolidated.....	.....	.....	.....	.....	.....	.....	2,040,526	6,152,911	7,293,993	9,091,858	9,003,241
Empire Elev. Co.....	.....	.....	.....	.....	3,989,599	13,635,837	17,617,091	8,078,131	10,400,822	12,445,417	7,688,849
Ogilvie Flour Mills Co.	.....	.....	.....	.....	719,616	3,468,993	.....	.....	5,460,184	8,629,574	7,587,224

Western Term'l El. Co.	.....	.....	.....	.....	.....	.....	.....	.....	.....	3,910,315	5,036,490
Black & Muirhead.....	.....	.....	.....	.....	.....	.....	.....	.....	.....	195,838	759,084
Davidson & Smith ...	.....	.....	.....	.....	.....	.....	.....	.....	.....	194,169	55,782
G. T. Pacific.....	.....	.....	.....	.....	.....	.....	.....	.....	.....	3,197	7,539,343
Total—Ft. William..	5,119,897	27,752,899	32,704,983	21,663,152	23,850,592	47,894,349	51,355,569	35,233,410	50,591,298	64,240,639	56,645,369
Port Arthur—											
Port Arthur Elev. Co.	.....	1,720,838	9,570,201	8,706,910	7,031,516	11,728,170	21,020,341	16,746,750	24,115,658	31,215,287	25,556,607
D. Horn & Co.....	840,023	1,972,851	1,169,359	2,467,544	1,888,244	3,450,754	3,855,281	2,796,891	3,022,039	3,255,174	1,921,324
Thunder Bay Elev. Co	.....	.....	.....	.....	.....	.....	.....	.....	.....	6,720,066	6,864,474
National Elev. Co.....	.....	.....	.....	.....	.....	.....	.....	.....	.....	4,437	1,340,243
Total—Port Arthur.	840,023	3,693,689	10,739,560	11,174,454	8,919,760	15,178,924	24,875,622	19,543,641	27,137,697	41,194,964	35,682,648
Grand Total.....	5,959,920	31,446,588	43,444,543	32,837,606	32,770,352	63,073,273	76,231,191	54,777,051	77,728,995	105,435,603	92,328,017

No. 9.—STATEMENT showing Number of Elevators in Eastern Grain Inspection Division with Location and Capacity of same.

Location.	No.	Capacity.
		Bushels.
Collingwood	1	200,000
Goderich	2	500,000 700,000
Kingston	3	800,000 500,000 235,000
Meaford	1	700,000
Midland	2	1,000,000 1,200,000
Point Edward	1	500,000
Port Colborne	2	800,000 75,000
Victoria Harbour	1	2,000 000
Prescott	1	1,000,000
Tiffin	2	2,400,000
Depot Harbour	1	2,000,000
Walkerville	1	300,000
Coteau Landing	1	500,000
Montreal	5	1,000,000 500,000 500,000 1,000,000 250,000
Quebec	1	150,000
St. John, N.B	1	500,000
West St. John, N.B	1	,000,000
Halifax	1	500,000
Totals	28	20,810,000

No. 10.—Statement of Number of Vessels and Cars inspected by Districts, in the Eastern Grain Inspection Division, with the Total Quantities of each kind of Grain and grand totals for the Division, during the Year ended June 30, 1906, nine months ended March 31, 1907, and Years ended March 31, 1908, 1909, 1910 and 1911.

Year ended March 31,, 1911.	Kingston.			Peterborough			Toronto.			Montreal.			Whole Division.		
	Cars.	Vessels.	Quantity.	Cars.	Vessels.	Quantity.	Cars.	Vessels.	Quantity.	Cars.	Vessels.	Quantity.	Cars.	Vessels.	Quantity.
	No.	No.	Bush.	No.	No.	Bush.	No.	No.	Bush.	No.	No.	Bush.	No.	No.	Bush.
Wheat	20	.....	20,001	190	.....	180,177	809	12	893,302	12	14	263,155	1,031	26	1,356,635
Corn	4	.....	4,600	.....	.....	.....	21	.....	20,431	131	97	3,186,907	156	97	3,211,938
Oats	25	.....	32,734	135	.....	185,392	593	.....	613,862	381½	1	504,353	1134½	1	1,336,341
Barley	24	1	34,100	5	.....	17,811	290	.....	359,267	10	.....	11,105	329	1	422,283
Rye	8	1	12,051	18	.....	19,250	62	.....	62,595	.....	.....	.....	88	1	93,896
Pease	11	3	17,009	3	.....	2,377	105	.....	100,053	15	1	23,044	134	4	142,483
Buckwheat	11	2	33,157	75	.....	90,356	204	2	255,136	164½	10	312,742	454½	14	691,391
Totals, 1910-11	103	7	153,652	426	.....	495,363	2,084	14	2,304,646	714	123	4,301,306	3,327	144	7,254,967
Totals, 1905-6	133	23	542,013	598	.....	610,092	3,137	116	5,017,593	1,297	257	6,707,687	5,165	396	12,877,385
Totals, 1906-7 (9 mos.)	98	13	332,767	574	.....	762,010	2,741	95	5,038,686	975	127	3,848,329	4,391	235	9,981,792
Totals, 1907-1908	42	17	276,811	834	.....	1,034,390	1,612	70	2,811,794	838	192	5,643,351	3,326	279	9,766,346
Totals, 1908-09	114	1	153,246	1,035	.....	1,307,354	4,722	160	6,957,651	557	97	3,722,797	6,428	258	12,141,048
Totals, 1909-10	76	3	119,621	484	.....	602,026	1,644	21	2,117,814	922	50	2,445,240	3,126	74	5,284,701

No. 11.—STATEMENT showing Number of Cars of Grain and total quantities inspected at Winnipeg, and other points in the West, by grades, for the Crop Year ending August 31, 1905, 1906 1907 1908, 1909, 1910 and 1911 (Crops 1904, 1905, 1906, 1907, 1908, 1909 and 1910) with percentage of each grade for last four years.

—	Crop Year 1905.	Crop Year 1906.	Crop Year 1907.	Crop Year 1908.	Percentage Per Grade.	Crop Year 1909.	Percentage Per Grade.	Crop Year 1910.	Percentage per Grade.	Crop Year 1911.	Percentage per Grade.
	No.	No.	No.	No.	Per cent.	No.	Per cent.	No.	Per cent.	No.	Per cent.
Wheat spring—											
One Hard	176	651	4,008	143	·29	147	22	282	32	11	·01
One Northern	3,788	33,687	28,296	6,130	12·43	12,594	18·65	33,420	37·99	13,252	16·51
Two Northern	11,585	13,317	18,268	9,406	19·08	17,958	26·61	31,844	36·20	27,326	34·03
Three Northern	9,293	2,407	2,207	9,378	19·02	16,943	25·10	12,252	13·93	21,760	27·10
Four Extra	2,214	5	.....	.....	.....	.....	.....	.....	.....	.....	.....
Number four	3,036	275	474	5,054	10·25	6,531	9·68	2,618	2·98	8,198	10·20
Feed	1,098	4	60	4,207	8·53	657	·98	30	·03	450	·56
Rejected One	631	3,623	5,047	567	1·15	2,498	3·70	2,324	2·64	1,133	1·42
Rejected Two	591	4,363	3,737	348	·71	2,482	3·68	1,918	2·18	1,014	1·26
No Grade	2,279	518	706	2,878	5·81	1,517	2·25	484	·55	1,077	1·34
Rejected	603	2,432	4,641	910	1·85	1,857	2·75	2,000	2·27	1,065	1·32
Condemned	78	35	75	43	·09	30	·05	124	·15	75	·09
No. Five	2,247	1	.....	3,888	7·89	2,920	4·33	479	·51	2,861	3·56
No. Six	.....	.....	.....	2,704	5·48	1,281	1·90	177	·20	2,075	2·59
Feed Two	233	.....	.....	3,641	7·38	53	·07	.....	.....	.....	.....
Goose Number One	.....	.....	.....	.....	.....	.....	.....	.....	.....	2	.....
Goose Number Three	.....	1	3	2	·01	17	·02	3	.02	.....	·01
Hard White Fife	.....	.....	25	3		10	·01	18		5	
No Established Grade	.....	.....	.....	.....	.....	.....	.....	.....	.....	.....	.....
Screenings	40	9	.....	.....	.....	.....	.....	.....	.....	.....	.....
Total spring wheat ... Cars	37,892	61,328	67,547	49,302	100·00	67,495	100·00	87,973	100.00	80,304	100·00
Total spring wheat ... Bush	39,786,600	64,394,400	72,275,290	51,767,100	.....	70,869,750	.....	93,691,245	.....	86,326,800	.....
Wheat, winter—											
One Alberta Red	.....	71	162	72	4·66	431	14·21	54	4·66	76	6·32
Two Alberta Red	.....	12	124	229	14·82	783	25·81	301	26·03	470	39·10
Three Alberta Red	.....	7	80	491	31·78	721	23·76	379	32·79	353	29·37
One White Winter	.....	75	65	10	65	24	79	5		1	
Two White Winter	.....	14	76	13	84	54	1·78	3	1·90	7	2·08
Three White Winter	.....	6	17	27	1·75	51	1·68	5		17	
Four White Winter	.....	.....	.....	.....	.....	.....	.....	9	.....	4	
One Mixed Winter	.....	24	25	8	·52	34	1·12	4			
Two Mixed Winter	.....	4	40	13	·84	37	1·22	8	1·22	4	1·16
Three Mixed Winter	.....	1	5	5	·32	7	·23	2			

Rejected One	.....	.....	96	48	3·10	166	5·46	22	1·90	4	
" Two	.....	.....	109	27	1·75	152	5·01	8	70	2	
No grade	.....	.....	4	11	·72	8	·26	4	·61	5	1·58
Rejected	.....	.....	19	2	·13	5	·17	3		14	
Feed	.....	.....	.....	19	1·23	.....	.....	.....	.....	.....	.....
Feed Two	.....	.....	.....	4	·26	.....	.....	.....	.....	.....	.....
No. Four	.....	.....	17	270	17·47	342	11·28	220	19·03	162	13·47
" Five	.....	.....	.....	271	17·54	219	7·22	129	11·16	83	6·92
" Six	.....	.....	.....	25	1·62	.....	.....	.....	.....	.....	.....
Total Winter wheat ... Cars	.....	214	809	1,545	100 00	3,034	100·00	1,156	100·00	1,202	100·00
Total Winter wheat ... Bush	.....	224,700	865,630	1,622,250	.....	3,185,700	.....	1,231,140	.....	1,292,150	.....
Total wheat ... Cars	37,892	61,542	68,356	50,847	.....	70,529	.....	89,129	.....	81,506	.....
Total wheat ... Bush	39,786,600	64,619,100	73,140,920	53,389,350	.....	74,055,450	.....	94,922,385	.....	87,618,950	.....
Oats—.											
Extra Number One	1	47	14	1	·01	7	·05	.....	.....	1	2·87
Number One Canadian Western	6	856	1,158	102	1·09	515	4·22	1,387	7·55	398	
Number Two Canadian Western	686	3,295	6,838	1,891	20·30	6,036	49·39	12,755	69·30	7,407	53·40
Number Three Canadian Western	494	864	947	807	8·67	929	7·60	1,549	8·43	1,167	8·41
Number Two white	.....	.....	.....	.....	.....	5	·05	.....	.....	.....	.....
" Three White	.....	.....	.....	.....	.....	1		.....	.....	.....	.....
" One Mixed	.....	.....	.....	.....	.....	1	.....	.....	.....	.....	.....
" Two Mixed	.....	161	230	20	·22	60	·50	66	·36	23	
" Three Mixed	.....	.....	2	.....	.....	.....	.....	.....	.....	.....	·24
" One Black	.....	.....	.....	.....	.....	2	·03	3	·02	4	
" Two Black	.....	.....	.....	.....	.....	2				6	
Feed, Extra Number One	.....	.....	.....	.....	.....	2,208	18·06	1,209	6·58	2,654	19·14
" Number One	.....	.....	.....	.....	.....	1,311	10·74	502	2·73	1,228	8·86
" Number Two	.....	.....	.....	.....	.....	563	4·61	395	2·15	458	3·30
Rejected	552	285	437	6,037	64·83	254	2·08	412	2·25	449	3·25
No grade	76	242	313	431	4·63	304	2·49	104	·57	61	·44
Condemned	9	18	18	23	·25	22	·18	10	·06	13	·09
Total Oats ... Cars	1,824	5,768	9,957	9,312	100·00	12,220	100·00	18,392	100·00	13,869	100·00
Total Oats ... Bush	2,736,000	8,652,000	14,935,500	16,761,600	.....	21,996,000	.....	34,944,800	.....	26,351,100	.....
Barley—											
Number Two	3	10	3	14	·64	.....	.....	.....	.....	8	·56
" Three Extra	8	101	81	9	·41	106	3·55	48	1·24	4	
" Three	89	704	887	562	25.59	1,604	53.77	2,347	60.40	1,327	62.33
" Four	174	408	1,036	871	39.66	867	29.06	1,152	29.64	563	26.45
Rejected	90	114	229	382	17.39	251	8.42	293	7.54	169	7.94
No grade	26	20	26	117	5.33	77	2.58	29	·75	19	·89
Feed	.....	.....	.....	231	10.52	77	2,58	16	.40	38	1.83
Condemmned	.....	.....	1	10	.46	1	.04	1	.03	1	
Total Barley ... Cars	390	1,357	2,263	2,196	100.00	2,983	100.00	3,886	100.00	2.129	100.00
Total Barley ... Bush	468,000	1,628,400	2,715,600	2,635,200	.....	3,579,600	.....	4,663,200	.....	2,554,800	.....

No. 10.—STATEMENT showing the Number of Cars and total Quantities Inspected, &c.—*Continued.*

—		Crop Year 1905.	Crop Year 1906.	Crop Year 1907.	Crop Year 1908.	Percentage Year Grade.	Crop Year 1909.	Percentage per Grade.	Crop Year 1910.	Percentage per Grade.	Crop Year 1911.	Percentage per Grade
		No.	No.	No.	No.	Per cent.	No.	Per cent.	No.	Per cent.	No.	Per cent.
Flaxseed—												
Number One N.W. Man		173	456	835	1,085	67.10	1,863	84.37	3,238	90.68	2,707	84.17
" Manitoba		70	29	50	364	22.44	207	9.37	231	6.47	374	11.64
Rejected		27	14	18	154	9.60	56	2.54	56	1.57	117	3.64
No grade		18	3	5	13	.80	75	3.40	39	1.09	7	.22
Condemned		.....	1	.....	1	.06	7	.32	7	.19	11	.33
Total Flaxseed	Cars	288	503	908	1,617	100.00	2,208	100.00	3,571	100.00	3,216	100.00
	Bush	288,000	503,000	908,000	1,617,000	.....	2,208,000	.....	3,571,000	.....	3,216,000	.....
Rye—												
Number One		.....	3	20	.....	.....	9	52.94	18	94.74	2	11.77
" Two		.....	5	2	4	44.45	7	41.18	1	5.26	15	88.23
" Three		.....	.....	.....	1	11.11	.....	.....	.....	.....	.....	.....
No grade		.....	.....	.....	3	33.33	.....	.....	.....	.....	.....	.....
Rejected		.....	.....	.....	1	11.11	1	5.88	.....	.....	.....	.....
Total Rye	Cars	.....	8	22	9	100.00	17	100.00	19	100.00	17	100.00
	Bush	.....	9,600	26,400	10,800	.....	20,400	.....	22,800	.....	19,400	.....
Speltz—												
Rejected	Cars	2	.....	1	1	.....	.....	.....	.....	.....	.....	.....
	Bush	2,000	.....	1,200	1,200	.....	.....	.....	.....	.....	.....	.....

Grain— *Recapitulation.*		1905.	1906.	1907.	1908.	1909.	1910.		1911.	
Wheat	Cars	37,892	61,542	68,356	50,847	70,529	89,129	77.52	81,506	80.91
	Bush	39,786,600	64,619,100	73,140,920	53,389,350	74,055,450	94,922,385	.....	87,618,950	.....
Oats	Cars	1,824	5,768	9,957	9,312	12,220	18,392	15.99	13,869	13.77
	Bush	2,736,000	8,652,000	14,935,500	16,761,600	21,996,000	34,944,800	.....	26,351,100	.....
Barley	Cars	390	1,357	2,263	2,196	2,983	3,886	3,38	2,129	2.12
	Bush	468,000	1,628,400	2,715,600	2,635,200	3,579,600	4,663,200	.....	2,554,800	.....
Flaxseed	Cars	288	503	908	1,617	2,208	3,571	3.10	3,216	3.19
	Bush	288,000	503,000	908,000	1,617,000	2,208,000	3,571,000	.....	3,216,000	

Rye	Cars		8	22	9	17	19	.01	17	.01
	Bush		9,600	26,400	10,800	20,400	22,800		20,400	
Speltz	Cars	2		1	1					
	Bush	2,000		1,200	1,200					
Total Grain	Cars	40,396	69,178	81,507	63,982	87,957	114,997	100.00	100,737	100.00
	Bush	43,280,600	75,412,100	91,727,620	74,415,150	101,859,450	138,124,185		119,760,250	

SUMMARY BY RAILROADS.

Canadian Pacific Railway	32,238	55,680	62,740	43,361	55,154	67,728	58.89	57.615	57.22
Canadian Pacific Railway, Calgary				2,666	5,597	4,930	4.29	4,280	4.24
Canadian Northern Railway	8,158	13,498	18,767	16,532	21,851	32,799	28.53	30.675	30.44
Great Northern Railway Duluth				1,423	3,536	4,089	3.55	1,199	1.20
Grand Trunk Pacific					1,819	5,451	4.74	6,968	6.90
Total	40,396	69,178	81,507	63,982	87,957	114,997	100.00	100,737	100.00

No. 12.—Total number of Cars inspected at Winnipeg, and other points in the West, with the total quantity of each kind of Grain for the Twelve years hereinafter enumerated.

Crop Year ending August 31.	Wheat.		Oats.		Barley.		Flax.		Rye.	
	Number of Cars.	Quantity.	Number of Cars.	Quantity.	Number of Cars.	Quantity.	Number of Cars.	Quantity.	Number of Cars.	Quantity.
		Bush.		Bush.		Bush.		Bush.		Bush.
1900	31,637	26,258,710	763	915,600	102	102,000	73	60,590	.....	.....
1901	14,886	12,355,380	448	537,600	28	28,000	43	35,690	.....	.....
1902	53,708	45,651,800	3,338	4,005,600	308	308,000	146	131,400	.....	.....
1903	51,833	51,833,000	2,036	3,054,000	471	565,200	655	655,000	.....	.....
1904	38,473	40,396,650	1,129	1,693,500	161	193,200	536	536,000		.....
1905	37,892	39,786,600	1,824	2,736,000	390	468,000	290	290,000	.....	
1906	61,542	64,619,100	5,768	8,652,000	1,357	1,628,400	503	503,000	8	9,600
1907	68,356	73,140,920	9,957	14,935,500	2,263	2,715,600	908	809,000	22	26,400
1908	50,847	53,389,350	9,312	16,761,600	2,196	2,635,200	1,617	1,617,000	10	10,000
1909	70,529	74,055,450	12,220	21,996,000	2,983	3,579,600	2,208	2,208,000	17	20,400
1910	89,129	94,922,385	18,392	34,944,800	3,886	4,663,200	3,571	3,571,000	19	22,800
1911	81,506	87,618,950	13,869	26,351,100	2,129	2,554,800	3,216	3,216,000	17	20,400
The average capacity of cars, 1911, are	1,075 bush.		1,900 bush.		1,200 bush.		1,000 bush.		1,200 bush.	

No. 13.—TABLE showing the open, High, Low and Closing Prices of Wheat at Winnipeg, on the Winnipeg Grain Exchange, for each month, during the Six Years ending December 31, 1911.

	1906.				1907.			
	Open.	High.	Low.	Close.	Open.	High.	Low.	Close.
January	75⅜	77	75⅜	76¼	71¾	74¼	71⅝	74¼
February	76	76¼	74¾	75	73½	65¾	73½	75
March	74⅝	76⅜	72⅝	75	74¾	75⅝	74	75¼
April	75⅝	79	75⅜	78	75¾	79	75	78¾
May	78½	81½	78½	80	80⅝	93	80⅝	91¼
June	79½	83¾	79½	81¼	90½	90⅞	85½	90⅛
July	81	81	78⅞	79	92¼	93⅝	91½	91½
August	78	78	73	73¾	91¾	96	87½	96
September	71¼	75¼	70⅜	75	96⅜	105⅞	96⅝	102⅜
October	75⅝	77¼	74½	74⅝	103⅝	115¼	103⅝	105½
November	74¾	76¾	73⅝	75¾	103⅝	105⅞	98⅜	102⅞
December	72½	74	72⅜	72⅝	102	106⅞	100	106¼

	1908.				1909.			
	Open.	High.	Low.	Close.	Open.	High.	Low.	Close.
January	107⅛	109¾	104	104	98¾	100½	98¼	100½
February	105	110⅛	103	110½	100⅞	111⅛	100½	111⅛
March	109	111½	106¼	106¼	110½	113¾	107	113¾
April	106¾	111¼	101	111	114½	125	114¼	119
May	110⅜	114¼	110½	110⅛	120⅞	128⅜	120⅞	125½
June	110	110¼	100	100⅞	126¾	135¾	126	133⅜
July	102⅛	108	100⅞	105	133¾	133¾	119	119
August	105¼	111¾	100½	100½	119	119	97	99¼
September	101	105	97¼	97¼	99½	101½	94¾	94½
October	98¾	100	97	98⅝	94½	99⅝	94½	97⅝
November	99	103¾	99	100⅛	97⅝	100	95½	96
December	100⅛	100¼	97½	98¾	95¾	102¾	95	102

	1910.				1911.			
	Open.	High.	Low.	Close.	Open.	High.	Low.	Close.
January	103⅛	105¼	101⅞	103¼	92½	95¾	92	92
February	103½	103¾	101⅝	103¾	93	93	88	88
March	103½	105⅝	102¼	105⅝	88½	91¼	88½	89
April	105¾	105¾	98¾	98¾	88	94¼	87⅝	94¼
May	100¼	100¼	86½	87¼	94⅞	96¼	94	95
June	88¾	101¾	87½	98	96	99¼	95¼	96¼
July	101	117⅝	101	108¾	97	97¼	95¼	95¾
August	105½	111¼	103¾	108½	96	101¾	96	101¼
September	106¼	106¼	97¾	97¾	101⅞	103½	95¼	100
October	97⅞	99⅝	92½	92½	99½	102¾	94	97½
November	89⅞	95⅞	88¾	90	98⅜	100⅝	94⅝	99
December	91⅛	91⅝	89⅝	91¼	96	100⅛	93	93⅜

No. 14.—STATEMENT showing number of Surveys held on Cars of Grain at Winnipeg during the Crop Years ended August 31, 1908, 1909, 1910 and 1911.

Month.	Total No. of Cars Inspected.	Surveys Held.	Inspector's Grade Sustained.	Inspector's Grade not Sustained.
September, 1907	2,381	2	2	.....
October, 1907	10,641	46	31	15
November, 1907	12,786	31	23	8
December, 1907	10,019	17	9	8
January, 1908	5,740	27	20	7
February, 1908	3,995	33	21	12
March, 1908	4,972	47	34	13
April, 1908	4,152	45	34	11
May, 1908	2,125	22	18	4
June, 1908	3,398	34	26	8
July, 1908	2,658	6	6	.....
August, 1908	1,115	7	5	2
Totals	63,982	317	229	88
September, 1908	11,018	23	23	.....
October, 1908	16,812	48	38	10
November, 1908	21,068	53	38	15
December, 1908	10,918	37	29	8
January, 1909	3,374	21	14	7
February, 1909	3,765	14	10	4
March, 1909	7,668	37	30	7
April, 1909	5,637	30	21	9
May, 1909	1,930	1	1	.....
June, 1909	2,784	7	3	4
July, 1909	2,129	5	4	1
August, 1909	854	.....	.....	.....
Totals	87,957	276	211	65
September, 1909	17,365	13	8	5
October, 1909	23,219	22	17	5
November, 1909	19,438	42	26	16
December, 1909	9,726	10	5	5
January, 1910	5,510	10	7	3
February, 1910	5,123	12	5	7
March, 1910	7,507	13	5	8
April, 1910	7,535	18	14	4
May, 1910	5,465	2	.....	2
June, 1910	4,920	1	.....	1
July, 1910	5,191	6	4	2
August, 1910	3,998	3	1	2
Totals	114,997	152	92	60
September, 1910	12,938	13	11	2
October, 1910	22,421	45	31	14
November, 1910	15,798	29	16	13
December, 1910	7,967	31	24	7
January, 1911	1,890	4	4	-
February, 1911	3,301	14	10	4
March, 1911	8,600	41	25	16
April, 1911	7,024	8	5	3
May, 1911	4,201	3	-	3
June, 1911	6,451	2	2	-
July, 1911	6,828	5	5	.....
August, 1911	3,318	9	9	.....
Totals	100,737	204	142	62

No. 15.—STATEMENT showing number of Surveys held on Cars of Grain at Toronto during the Crop Years ended August 31, 1910 and 1911.

Month.	Total No. of Cars Inspected.	Surveys Held.	Inspector's Grade Sustained.	Inspector's Grade not Sustained.
September, 1909	38	.....	.....	.....
October, 1909	220	1	1	.....
November, 1909	277	3	1	2
December, 1909	273	6	6	.....
January, 1910	179	7	3	4
February, 1910	174	1	1	.....
March, 1910	133	.....	.....	.....
April, 1910	113	.....	.....	.....
May, 1910	65	.....	.....	.....
June, 1910	70	1	.....	1
July, 1910	37	1	.....	1
August, 1910	40	1	1	.....
Totals	1,619	21	13	8
September, 1910	29	2	1	1
October, 1910	112	14	6	8
November, 1910	182	1	1	.....
December, 1910	290	1	.....	1
January, 1911	359	3	1	2
February, 1911	287	2	2	.....
March, 1911	392	9	6	3
April, 1911	142	3	1	2
May, 1911	90	1	.....	1
June, 1911	155	1	.....	1
July, 1911	253	4	1	3
August, 1911	533	2	1	1
Totals	2,824	43	20	23
September, 1911	333	4	4	.....
October, 1911	298	3	2	1
November, 1911	185	.....	.....	.....
December, 1911	93	2	2	.....
Totals	909	9	8	1

No. 16.—COMPARATIVE STATEMENT of Receipts of Grain at Terminal Elevators, Fort William and Port Arthur for the Crops of 1900, 1901, 1902, 1903, 1904, 1905, 1906, 1907, 1908, 1909, 1910 and 1911.

Crop Year to August 31.	Wheat.	Oats.	Barley.	Flax.	Totals.
	Bush.	Bush.	Bush.	Bush.	Bush.
1901	5,959,920	1,394	.....	7,675	7,225,077
To Duluth	1,256,088				
1902	30,141,536	1,237,557	56,769	10,726	38,738,249
To Duluth	7,291,661				
1903	41,302,474	1,625,623	348,909	167,537	44,884,252
To Duluth	1,439,709				
1904	32,080,627	193,501	101,425	462,053	32,837,606
1905	31,508,617	832,664	259,310	169,761	32,770,352
1906	56,056,560	6,278,349	1,001,298	392,000	63,728,307
1907	60,553,693	13,012,106	1,869,181	796,191	76,231,171
1908	40,689,868	10,657,172	1,914,296	1,515,694	54,777,030
1909	58,088,727	15,031,400	2,498,174	2,110,668	77,728,969
				Rye 4,999	
1910	72,285,601	26,483,516	3,300,676	3,360,800	105,435,592
				Rye 5,236	
1911	70,131,871	17,777,080	1,536,600	2,877,330	92,328,017

No. 17.—COMPARATIVE STATEMENT showing Quantity of each kind of Grain Shipped from Fort William and Port Arthur, for the Crop Year hereinafter enumerated.

Crop Year to August 31.	Wheat.	Oats.	Barley.	Flax.	Rye.	Totals.
	Bush.	Bush.	Bush.	Bush.	Bush.	Bush.
1900-01	6,468,511	...	...	...	...	6,468,511
1901-02	28,148,728	1,135,733	52,185	10,726	...	29,247,372
1902-03	41,487,536	1,619,487	322,377	115,446	...	43,544,846
1903-04	31,384,151	286,446	67,471	282,013	...	32,020,081
1904-05	29,669,107	767,933	265,002	271,296	...	30,973,338
1905-06	55,509,720	5,721,815	959,546	456,928	...	62,648,009
1906-07	54,849,649	12,741,736	1,839,177	753,307	9,010	70,195,879
1907-08	47,521,490	11,096,405	1,971,938	1,514,644	3,036	62,107,513
1908-09	58,193,198	15,048,353	2,490,679	2,033,334	...	77,765,564
1909-10	72,266,424	22,630,679	3,010,566	3,555,194	5,675	101,468,538
1910-11	70,336,459	19,937,902	1,635,231	2,880,067	1,893	94,791,552

No. 18.—STATEMENT showing Receipts and Shipments of Grain at Fort William and Port Arthur for Crop Year ending August 31, 1911, with comparisons for 1908, 1909 and 1910.

RECEIPTS.

—	Wheat.	Oats.	Barley.	Flax.	Total.
	Bush.	Bush.	Bush.	Bush.	Bush.
				Rye 497	
Month of September, 1910	8,466,582	1,286,521	222,800	111,719	10,088,119
Month of October, 1910	18,604,400	2,552,975	352,540	904,465	22,414,380
Month of November, 1910	13,340,056	1,356,940	174,909	1,207,356	16,079,261
Month of December, 1910	6,143,821	1,495,421	106,441	346,247	8,091,930
Month of January, 1911	989,719	430,977	31,271	40,259	1,492,226
Month of February, 1911	995,592	326,265	23,527	25,982	1,371,366
Month of March, 1911	4,198,017	1,051,248	89,440	48,511	5,388,492
				Rye 1,246	
Month of April, 1911	4,167,792	1,687,484	106,627	45,258	6,007,161
Month of May, 1911	3,517,136	1,656,550	180,152	47,370	5,401,208
Month of June, 1911	3,508,156	1,153,153	57,738	21,977	4,741,024
Month of July, 1911	4,460,816	3,219,190	108,913	Rye 51,888	7,841,956
				1,149	
Month of August, 1911	1,739,754	1,560,356	82,142	26,298	3,410,894
				2,344	
				Rye.. 5,236	
Total Crop Year, 1911	70,131,871	17,777,080	1,536,500	2,877,330	92,328,017
Crop year, 1908	40,689,868	10,657,172	1,914,296	1,515,694	54,777,030
Crop year, 1909	58,088,727	15,031,400	2,498,174	2,110,668	77,728,969
				Rye 4,999	
Crop year, 1910	72,285,601	26,483,516	3,300,676	3,360,800	105,435,592

No. 18.—STATEMENT showing Receipts and Shipments of Grain at Fort William and Port Arthur for crop, &c.—*Concluded.*

SHIPMENTS.

—		Wheat.	Oats.	Barley.	Flax.	Total.
		Bush.	Bush.	Bush.	Bush.	Bush.
Month of September, 1910	Rail	241,362	82,789	1,244	2,204	327,599
	Lake	4,042,958	1,136,016	71,186	5,895	5,256,055
Month of October, 1910	Rail	399,328	56,381	.....	.....	455,709
	Lake	10,068,272	1,067,756	253,364	376,136	17,765,528
Month of November, 1910	Rail	868,564	55,415	34,936	.....	958,915
	Lake	15,813,467	3,374,187	537,919	1,554,391	21,279,964
Month of December	Rail	2,080,497	123,733	21,820	125,255	2,351,305
	Lake	1,782,395	309,040	.....	49,531	2,140,966
Month of January, 1910	Rail	1,358,602	192,148*	8,793	56,658	1,616,201
	Lake	.....	.....	.....	.....	
Month of February, 1911	Rail	806,908	161,484	11,834	124,916	1,105,142
	Lake	.....	.....	.....	.....	
Month of March, 1911	Rail	1,959,464	421,724	23,988	57,495	1,462,671
	Lake	102,706	.....	.....	.....	102,706
Month of April, 1911	Rail	270,711	221,340	8,166	12,039	512,256
	Lake	5,308,699	519,567	30,001	1,211	5,859,478
Month of May, 1911	Rail	30,124	16,636	833	19,120	66,713
	Lake	8,716,555	2,588,628	391,295	254,674	11,951,152
Month of June, 1911	Rail	131,296	19,089	1,845	3,337	155,567
	Lake	2,477,717	2,290,050	64,850	91,278	4,923,895
	Rail	191,615	32,567	320	.....	224,502
Month of July, 1911					Rye.. 682	
	Lake	3,575,839	3,263,030	64,066	44,766	6,948,383
Month of August, 1911	Rail	225,933	60,852	1,640	2,085	320,510
	Lake	4,853,447	3,945,470	107,131	100,287	9,006,335
Totla crop year, 1911	Rail	7,594,404	1,444,158	115,419	403,109	9,557,090
					Rye.. 1,893	
	Lake	62,742,055	18,493,744	1,519,812	2,476,958	85,234,462
Crop Year, 1908	Rail	10,224,540	3,888,695	694,310	300,233	15,107,778
	Lake	36,607,299	7,163,801	1,256,166	1,231,609	46,258,875
Crop year, 1909	Rail	8,451,114	2,690,863	516,119	404,313	12,062,409
	Lake	49,742,084	12,357,490	1,974,560	1,629,021	65,703,155
					Rye..2,939	
Crop year, 1910	Rail	9,119,987	2,471,304	412,141	544,371	12,550,742
					Rye...2,736	
	Lake	63,146,437	20,159,375	2,598,425	3,010,823	88,917,796

NOTE—The Shipments to Mill at Fort William are included in rail shipments.

*In winter storage in vessels.

No. 19.—STATEMENT showing Receipts and Shipments of Grain at Eastern Transfer Elevators for Crop Year ending August 31, 1911, with comparisons for 1909 and 1910.

RECEIPTS.

——	Wheat.	Oats.	Barley.	Flax.	Total.
	Bush.	Bush.	Bush.	Bush.	Bush.
Month of September, 1910	3,208,012	1,137,053	148,490	12,011	4,505,566
Month of October, 1910	7,006,942	825,738	62,802	85,736	7,981,218
Month of November, 1910	10,065,662	2,226,157	196,061	114,095	12,601,975
Month of December, 1910	4,403,308	1,228,326	141,369	54,162	5,827,165
Month of January, 1911	1,295,869	106,644	47,213	.....	1,449,726
Month of February, 1911	1,672,158	53,383	3,668	.....	1,729,209
Month of March, 1911	1,976,568	222,291	6,365	.....	2,205,224
Month of April, 1911	1,733,439	606,880	25,835	.....	2,366,154
Month of May, 1911	6,508,754	2,231,706	212,805	65,711	9,018,976
Month of June, 1911	3,336,207	3,604,789	87,243	86,781	7,115,020
Month of July, 1911	2,358,069	1,714,676	15,045	101,991	4,189,781
Month of August, 1911	3,304,686	3,585,073	65,792	44,959	7,000,510
Total, crop year 1911	46,869,674	17,542,716	1,012,688	565,446	65,990,524
Crop year 1909	44,061,371	9,831,324	2,206,072	1,195,317	57,294,084
Crop year 1910	52,892,279	20,066,082	2,170,125	888,320	76,016,806

SHIPMENTS.

Month of September, 1910	Rail	936,459	1,028,437	51,656	12,011	2,028,563
	Lake	2,224,255	315,454	124,407	.....	2,664,116
Month of October, 1910	Rail	1,732,575	943,934	49,726	53,445	2,779,680
	Lake	3,343,161	140,164	56,802	10,443	3,550,570
Month of November, 1910	Rail	3,327,100	813,197	127,822	55,573	4,323,692
	Lake	4,923,327	532,117	49,678	.....	5,505,122
Month of December, 1910	Rail	2,116,072	1,136,787	77,364	107,146	3,437,369
	Lake	1,297,228	122,805	43,714	.....	1,463,747
Month of January, 1911	Rail	1,383,828	629,776	16,461	25,000	2,055,065
	Lake	1,248,485	37,647	60,338	.....	1,346,470
Month of February, 1911	Rail	1,210,945	576,198	12,314	2,387	1,801,844
	Lake	1,265,121	9,412	48,981	.....	1,323,514
Month of March, 1911	Rail	2,083,041	669,656	26,461	.....	2,779,158
	Lake	1,687,498	169,411	.....	.....	1,856,909
Month of April, 1911	Rail	1,091,264	639,352	1,557	.....	1,732,173
	Lake	1,084,452	312,723	13,721	.....	1,410,896
Month of May, 1911	Rail	2,185,766	936,004	39,192	15,083	3,176,045
	Lake	3,176,981	1,067,713	47,214	32,627	5,324,535
Month of June, 1911	Rail	1,389,971	851,002	38,869	86,781	2,366,623
	Lake	2,838,603	2,556,937	168,886	18,000	5,582,426
Month of July, 1911	Rail	873,957	814,289	13,981	81,991	1,784,218
	Lake	1,721,314	1,091,829	31,837	.....	2,844,980
Month of August, 1911	Rail	1,007,840	1,223,894	31,707	30,000	2,293,441
	Lake	2,145,273	735,972	38,651	.....	2,919,896
Total, crop year 1911	Rail	19,338,818	10,262,526	487,110	469,417	30,557,871
	Lake	26,955,698	7,092,184	684,229	61,070	34,793,181
Crop year 1909	Rail	18,026,532	8,586,495	751,739	834,498	28,199,264
	Lake	26,637,792	1,086,275	1,411,745	396,997	29,532,809
Crop year 1910	Rail	23,984,289	12,168,675	911,753	675,825	37,740,542
	Lake	28,705,390	5,893,015	1,130,911	263,815	35,993,131

No. 20.—STATEMENT showing Shipments of Grain from Fort William and Port Arthur to the undermentioned Ports during the Seasons of Navigation 1909, 1910 and 1911.

——	WHEAT.					
	Season of Navigation, 1909.		Season of Navigation, 1910.		Season of Navigation, 1911.	
	Canadian. Vessels.	Foreign Vessels.	Canadian Vessels.	Foreign Vessels.	Canadian Vessels.	Foreign Vessels.
	Bush.	Bush.	Bush.	Bush.	Bush.	Bush.
Canadian Ports—						
Owen Sound	1,400,038	.....	1,516,218	.....	1,229,738	.....
Midland	616,671	.....	314,512	.....	.....	.....
Tiffin	9,928,197	.....	8,071,356	.....	6,919,291	.....
Depot Harbour	3,219,131	.....	1,201,828	.....	716,206	.....
Collingwood	324,803	.....	718,780	.....	230,137	.....
Point Edward	1,863,612	.....	1,759,752	.....	968,446	.....
Meaford	780,035	.....	591,161	.....	151,519	.....
Goderich	5,075,158	.....	5,077,135	.....	5,450,594	.....
Port Colborne	1,693,987	.....	2,799,308	.....	5,616,768	.....
Thorold	204,175	.....	289,107	.....	62,000	.....
Port Stanley	76,000	.....	124,693	.....	145,901	.....
Kingston	6,265,598	.....	7,798,218	.....	7,572,921	.....
Montreal	5,674,841	.....	6,562,784	.....	5,645,709	.....
Prescott	2,078	.....	27,878	.....	27,124	.....
Hamilton	.....	.....	50,896	.....	.....	.....
Quebec	.....	.....	1,053,049	.....	.....	.....
Victoria Harbour	.....	.....	.....	.....	1,484,811	.....
Sault Ste. Marie	.....	.....	.....	.....	.....	.....
Walkerville	172,411	.....	314,812	.....	157,370	.....
Total, Canadian ports	37,296,735	.....	38,271,487	.....	36,378,535	.....
American ports—						
Ogdensburg	.....	.....	.....	.....	.....	.....
Buffalo, N.Y.	2,992,739	13,591,035	1,807,741	15,812,731	1,070,469	29,343,266
Chicago	.....	382,863	.....	.....	.....	.....
Duluth	.....	9,472	.....	.....	.....	.....
Erie	.....	110,000	.....	251,885	188,000	1,768,011
Port Huron	322,907	1,879,490	36,412	576,184	.....	1,436,788
Total, American ports	3,315,646	15,972,860	1,844,153	16,640,800	1,258,469	32,548,065
Grand total shipments	40,612,381	15,972,860	40,115,640	16,640,800	37,637,004	32,548,065
	56,585,241		56,756,440		70,185,069	

No. 20.—SHIPMENTS of Grain from Fort William and Port Arthur for Seasons of Navigation 1909, 1910 and 1911, &c.—*Continued.*

	Oats.					
	Season of Navigation, 1909.		Season of Navigation, 1910.		Season of Navigation, 1911.	
	Canadian Vessels.	Foreign Vessels.	Canadian Vessels.	Foreign Vessels.	Canadian Vessels.	Foreign Vessels.
	Bush.	Bush.	Bush.	Bush.	Bush.	Bush.
Canadian ports—						
Owen Sound	2,198,958	...	2,660,959	...	1,941,758	...
Midland	779,636	...	50,169	...	...	...
Tiffin	2,526,245	...	1,448,669	...	2,733,780	...
Depot Harbour	479,719	...	377,709	...	314,615	...
Collingwood	145,881	...	...	...	...	...
Point Edward	879,113	...	731,932	...	827,954	...
Meaford	119,161	...	88,000	...	14,689	...
Goderich	2,575,872	...	1,440,543	...	3,441,171	...
Port Colborne	344,572	...	210,948	...	825,144	...
Thorold	...	...	...	...	...	...
Port Stanley	45,000	...	50,612	...	22,900	...
Kingston	1,807,115	...	3,903,398	...	2,863,286	...
Montreal	2,614,027	...	4,054,743	...	5,932,014	...
Prescott	...	...	70,000	...	20,449	...
Hamilton	...	...	...	...	110,699	...
Quebec	...	...	87,191	...	377,463	...
Victoria Harbour	...	...	244,878	...	860,958	...
Sault Ste. Marie	206,210	...	...	...	...	...
Walkerville	...	...	...	...	...	...
Total, Canadian ports	14,721,509	...	15,419,751	...	20,286,880	...
American ports—						
Ogdensburg	...	...	...	...	...	...
Buffalo, N.Y.	328,148	818,709	444,999	479,650	...	1,191,348
Chicago	...	...	...	...	...	...
Duluth	...	...	...	...	...	...
Erie	...	...	...	...	...	...
Port Huron	...	...	...	...	...	...
Total, American ports	328,148	818,709	444,999	479,650	...	1,191,348
Grand total shipments	15,049,657	818,709	15,864,750	479,650	20,286,880	1,191,348
	15,868,366		16,344,400		21,478,228	

No. 20.—Shipments of Grain from Fort William and Port Arthur for Seasons of Navigation 1909, 1910 and 1911.—*Continued.*

—	Barley.					
	Season of Navigation, 1909.		Season of Navigation, 1910.		Season of Navigation, 1911.	
	Canadian Vessels.	Foreign Vessels.	Canadian Vessels.	Foreign Vessels.	Canadian Vessels.	Foreign Vessels.
	Bush.	Bush.	Bush.	Bush.	Bush.	Bush.
Canadian ports—						
Owen Sound	122,156	.....	25,000	.....	250,007	.....
Midland	68,752	.....	.....	.....	.....	.....
Tiffin	212,338	.....	89,911	.....	154,432	.....
Depot Harbour	.....	.....	.....	.....	.....	.....
Collingwood	98,238	.....	.....	.....	.....	.....
Point Edward	183,736	.....	44,001	.....	70,483	.....
Meaford	109,143	.....	.....	.....	.....	.....
Goderich	104,802	.....	114,409	.....	230,223	.....
Port Colborne	34,692	.....	10,000	.....	.....	.....
Thorold	.....	.....	.....	.....	.....	.....
Port Stanley	.....	.....	.....	.....	.....	.....
Kingston	479,875	.....	390,438	.....	536,477	.....
Montreal	295,540	.....	367,940	.....	70,299	.....
Prescott	.....	.....	.....	.....	.....	.....
Sault Ste. Marie	.....	.....	.....	.....	.....	.....
Walkerville	.....	.....	.....	.....	.....	.....
Total, Canadian port	1,709,272	.....	1,041,699	.....	1,311,921	.....
American ports—						
Ogdensburg	.....	.....	.....	.....	.....	.....
Buffalo	167,555	138,125	62,965	495,668	195,000	732,125
Chicago	.....	.....	.....	.....	.....	56,490
Cleveland	.....	.....	.....	.....	.....	.....
Duluth	.....	.....	.....	.....	.....	.....
Erie	.....	255,276	.....	.....	.....	.....
Port Huron	26,688	57,785	.....	.....	.....	.....
Total, American ports	194,243	451,186	62,965	495,668	195,000	788,615
Grand total shipments	1,903,515	451,186	1,104,664	495,668	1,506,921	788,615
	2,354,701		1,600,332		2,295,536	

No. 20.—SHIPMENTS of Grain from Fort William and Port Arthur for Seasons of Navigation, 1909, 1910 and 1911.—*Continued.*

—	FLAX.					
	Season of Navigation, 1909.		Season of Navigation, 1910.		Season of Navigation, 1911.	
	Canadian Vessels.	Foreign Vessels.	Canadian Vessels.	Foreign Vessels.	Canadian Vessels.	Foreign Vessels.
	Bush.	Bush.	Bush.	Bush.	Bush.	Bush.
Canadian ports—						
Owen Sound	.....	.....	.....	.....	.....	.....
Midland	.....	.....	.....	.....	.....	.....
Tiffin	.....	.....	.....	.....	.....	.....
Depot Harbour	.....	.....	.....	.....	.....	.....
Collingwood	.....	.....	.....	.....	.....	.....
Point Edward	63,306	.....	75,016	.....	60,128	.....
Meaford	.....	.....	.....	.....	.....	.....
Goderich	299,732	.....	171,641	.....	224,765	.....
Port Colborne	.....	.....	.....	.....	.....	.....
Thorold	.....	.....	.....	.....	.....	.....
Port Stanley	.....	.....	.....	.....	.....	.....
Kingston	154,812	.....	62,703	.....	74,934	.....
Montreal	567,266	.....	151,758	.....	146,550	.....
Prescott	.....	.....	10,444	.....	.....	.....
Sault Ste. Marie	.....	.....	.....	.....	.....	.....
Walkerville	.....	.....	.....	.....	.....	.....
Total, Canadian ports.	1,085,116	.....	471,562	.....	506,377	.....
American ports—						
Ogdensburg	.....	.....	.....	.....	.....	282
Buffalo	384,551	1,382,136	378,127	2,131,530	92,000	620,837
Chicago	.....	.....	.....	6,663	.....	.....
Cleveland	155,899	.....	80,000	.....	.....	.....
Duluth	.....	.....	.....	.....	.....	.....
Erie	.....	85,926	.....	.....	.....	.....
Port Huron	.....	.....	22,835	.....	.....	.....
Total, American ports.	540,450	1,468,062	480,962	2,138,193	92,000	282 620,837
Grand total shipments.	1,625,566	1,468,062	952,524	2,138,193	598,377	282 620,837
	3,093,628		3,090,717		1,219,214 282	

No. 20.—Shipments of Grain from Fort Williamand Port Arthur, for Seasons of Navigation, 1909, 1910 and 1911.—*Continued.*

——	Rye			Screenings.			
	Season of Navigation 1909.	Season of Navigation 1910.	Season of Navigation 1911.	Season of Navigation, 1910.		Season of Navigation, 1911.	
	Canadian Vessels.	Canadian Vessels.	Canadian Vessels.	Canadian Vessels.	Foreign Vessels.	Canadian Vessels.	Foreign Vessels.
	Bush.	Bush.	Bush.	Bush.	Bush.	Bush.	Bush.
Canadian ports—							
Owen Sound	2,568	.....	.....	.....	.....	.....	.....
Midland	.....	.....	.....	.....	.....	.....	.....
Tiffin	.....	.....	.....	.....	.....	.....	.....
Depot Harbour	.....	.....	.....	.....	.....	.....	.....
Collingwood	.....	.....	.....	.....	.....	.....	.....
Point Edward	430	.....	.....	.....	.....	.....	.....
Meaford	.....	.....	.....	.....	.....	.....	.....
Goderich	.....	.....	.....	1,146	.....	.....	.....
Port Colborne	.....	.....	.....	.....	.....	.....	.....
Thorold	.....	.....	.....	.....	.....	.....	.....
Port Stanley	.....	.....	.....	.....	.....	.....	.....
Kingston	1,168	1,586	3,964	.....	.....	.....	.....
Montreal	.....	.....	.....	.....	.....	.....	.....
Prescott	.....	.....	.....	.....	.....	.....	.....
Sault Ste. Marie	.....	.....	.....	.....	.....	.....	.....
Walkerville	.....	.....	.....	.....	.....	.....	.....
Total, Canadian ports	4,166	1,586	3,964	1,146	.....	.....	.....
American ports—							
Ogdensburg	.....	.....	.....	.....	.....	.....	.....
Buffalo	.....	.....	.....	.....	.....	.....	.....
Chicago	.....	.....	.....	207,989	302,592	.....	180,281
Cleveland	.....	.....	.....	.....	.....	.....	.....
Duluth	.....	.....	.....	75,833	.....	.....	273,523
Erie	.....	.....	.....	.....	.....	.....	.....
Port Huron	.....	.....	.....	.....	.....	.....	.....
Total, American ports	.....	.....	.....	283,822	302,592	.....	453,804
Grand total shipments	4,166	1,586	3,964	284,968	302,592	.....	453,804
	4,166	1,586	3,964	587,560		453,804	

No. 20.—SHIPMENTS of Grain from Fort William and Port Arthur for Seasons of Navigation 1907, 1908, 1909, 1910 and 1911.—*Concluded.*

	Total Grain.									
	Season of Navigation, 1907.		Season of Navigation, 1908.		Season of Navigation, 1909.		Season of Navigation, 1910.		Season of Navigation, 1911.	
	Canadian. Vessels.	Foreign. Vessels.	Canadian. Vessels.	Foreign. Vessels.	Canadian. Vessels.	Foreign. Vessels.	Canadian. Vessels.	Foreign. Vessels.	Canadian. Vessels.	Foreign. Vessels.
Canadian ports—	Bush.	Bush.	Bush.	Bush.	Bush.	Bush.	Bush.	Bush.	Bush.	Bush.
Owen Sound	5,760,179		3,245,549		3,723,720		4,202,477		3,421,503	
Midland	3,889,867		1,849,851		1,465,059		364,681			
Tiffin	813,459		8,440,136		12,666,780		9,609,936		9,807,503	
Depot Harbour	6,670,959		2,624,622		3,698,850		1,579,537		1,030,821	
Collingwood	430,088		1,082,634		568,922		718,780		230,137	
Point Edward	2,637,717		2,129,513		2,990,497		2,610,701		1,927,014	
Meaford	1,864,818		1,158,997		1,008,339		679,161		166,208	
Goderich	4,924,150		7,769,343		8,055,564		6,804,874		9,346,753	
Port Colborne			477,157		2,073,251		3,020,256		6,441,912	
Thorold	571,916		381,641		204,175		289,107		62,000	
Port Stanley					121,000		175,305		168,801	
Kingston					8,708,568		12,156,343		11,051,582	
Montreal	16,863,245		19,157,905		9,151,674		11,137,225		14,794,572	
Prescott					2,078		108,322		47,573	
Hamilton							50,896		110,699	
Quebec							87,191		377,463	
Victoria Harbour							1,297,927		2,345,769	
Sault Ste. Marie			1,765							
Walkerville					378,621		314,812		157,370	
Total, Canadian ports	44,426,428		48,319,113		54,816,798		55,207,231		58,487,677	
American ports—										
Ogdensburg			63,043							
Buffalo	3,941,193	9,846,278	2,800,625	14,994,545	3,872,993	15,930,005	2,693,832	19,222,171	4,357,469	31,887,576
Chicago		85,553		158,928		382,863	207,989	6,663		56,490
Cleveland					155,899		80,000			
Duluth						9,472	75,833			
Erie	360,182	219,392		834,040		451,202		251,885	188,000	1,768,014
Port Huron	369,510	562,272		1,027,036	349,595	1,937,275	59,247	576,184		1,436,788
Total, American ports	4,670,885	10,713,496	2,863,668	17,011,549	4,378,487	18,710,817	3,146,901	20,056,903	4,545,469	35,148,865
Grand total, Shipments	49,097,313	10,713,496	51,182,781	17,011,549	59,195,285	18,710,817	58,324,132	20,056,903	60,033,146	35,148,865
	59,810,809		68,194,300		77,906,102		78,381,035		95,182,011	

No. 21.—Comparative Statement showing shipments of Grain by Vessels and the All-rail Route from Fort William and Port Arthur for the Crop Years ending August 31, 1900, 1901, 1902, 1903, 1904, 1905, 1906, 1907, 1908, 1909, 1910 and 1911 (Crops of 1899, 1900, 1901, 1902, 1903, 1904, 1905, 1906, 1907, 1908, 1909, and 1910.

—	Crop Year, 1899-1900.			Crop Year, 1900-01.			Crop Year, 1901-02.		
	Vessels.	Rail.	Totals.	Vessels.	Rail.	Totals.	Vessels.	Rail.	Totals.
	Bush.	Bush.	Bush.	Bush.	Bush.	Bush.	Bush.	Bush.	Bush.
Wheat—									
*Extra No. 1 Hard	4,754	.....	4,754	.....	.....	.....	.....	.....	.....
No. 1 Hard	12,246,474	1,500,554	13,747,028	1,137,392	57,240	1,194,632	5,168,691	114,430	5,283,121
† " 2 "	1,795,764	336,986	2,132,750	905,581	199,024	1,104,605	31,679	.....	31,679
† " 3 "	660,332	182,819	843,151	2,043,985	153,612	2,197,597	34,049	.....	34,049
" 1 Northern	521,783	65,767	587,550	62,302	8,364	70,666	10,699,527	289,181	10,988,708
" 2 "	34,984	5,176	40,160	2,359	.....	2,359	9,488,246	310,352	9,798,598
" 3 "	7,444	1,323	8,767	37,680	.....	37,680	395,327	53,363	448,690
Sundry Grades	815,047	170,622	985,669	1,601,923	259,049	1,860,972	1,362,685	201,198	1,563,883
	16,086,582	2,263,247	18,349,829	5,791,222	677,289	6,468,511	27,180,204	968,524	28,148,728
Oats	.....	.....	.....	.....	.....	.....	596,844	538,889	1,135,733
Barley	.....	.....	.....	.....	.....	.....	16,152	36,033	52,185
Flax	.....	.....	.....	.....	.....	.....	.....	10,726	10,726
Total grain	16,086,582	2,263,247	18,349,829	5,791,222	677,289	6,468,511	27,793,200	1,554,172	29,347,372

†By 1 Edward VII, Chapter 24, Sec. 1, these grades were cancelled from May 23, 1901.

*By 6 Edward VII, Chapter 18, Sec. 3, this grade was cancelled from July 13, 1906.

No. 21.—Comparative Statement showing shipments of Grain by Vessels and the All-rail Route from Fort William and Port Arthur, &c.—*Continued.*

—	Crop Year, 1902-03.			Crop Year, 1903-04.			Crop Year, 1904-05.		
	Vessels.	Rail.	Totals.	Vessels.	Rail.	Totals.	Vessels.	Rail.	Totals.
Wheat—	Bush.	Bush.	Bush.	Bush.	Bush.	Bush.	Bush.	Bush.	Bush.
Extra No. 1 Hard	.....	.....	.....	.....	.....	.....	.....	.....	.....
No. 1 Hard	16,529,726	798,183	17,327,909	510,018	25,976	535,994	147,472	11,375	158,847
" 1 Northern	10,392,171	995,968	11,388,139	5,687,006	122,496	5,809,502	3,232,676	171,529	3,404,205
" 2	4,558,469	508,349	5,066,818	8,453,309	335,459	8,788,768	8,046,964	224,880	8,271,844
" 3 "	4,822,594	628,411	5,451,005	8,968,776	793,711	9,762,487	7,054,646	320,526	7,375,172
Sundry grades	2,123,896	129,769	2,253,665	4,933,516	1,553,884	6,487,400	9,253,113	1,205,926	10,459,039
	38,426,856	3,060,680	41,487,536	28,552,625	2,831,526	31,384,151	27,734,871	1,934,236	29,669,107
Oats	1,311,613	307,874	1,619,487	104,978	181,468	286,446	327,122	440,811	767,933
Barley	251,769	70,608	322,377	46,666	20,805	67,471	122,687	142,315	265,002
Flax	45,985	69,461	115,446	193,398	88,615	282,013	259,965	11,331	271,296
Rye	.....	.....	.....	.....	.....	.....	.....	.....	.....
Total grain	40,036,223	3,508,623	43,544,846	28,897,667	3,122,144	32,020,081	28,44,645	2,528,693	30,973,338

No. 21.—Comparative Statement showing Shipments of Grain by Vessels and the All-rail Route from Fort William and Port Arthur, &c.—*Continued.*

	Crop Year, 1905-06.			Crop Year, 1906-07.			Crop Year, 1907-08.			Crop Year, 1908-09.		
	Vessels.	Rail.	Totals.	Vessels.	Rail.	Totals.	Vessels.	Rail.	Totals.	Vessels.	Rail.	Totals.
	Bush.	Bush.	Bush.	Bush.	Bush.	Bush.	Bush.	Bush.	Bush.	Bush.	Bush.	Bush.
Wheat—												
No. 1 Hard	657,711	9,586	667,297	3,315,759	192,114	3,507,873	218,609	19,718	238,327	154,952	8,204	163,056
No. 1 Northern	29,114,424	2,577,087	31,691,511	22,543,706	864,602	23,408,308	6,946,021	515,591	7,461,612	10,313,401	381,429	10,694,830
No. 2 "	11,591,693	1,293,140	12,884,833	14,227,111	666,067	14,893,178	7,904,677	747,652	8,652,329	12,102,349	981,206	13,083,555
No. 3 "	2,578,264	238,246	2,816,510	2,175,988	18,938	2,194,926	6,595,049	1,074,054	7,669,103	11,961,618	1,634,241	13,595,859
Sundry grades	5,685,175	1,764,394	7,449,569	9,457,388	1,387,976	10,845,364	16,261,640	7,238,479	23,500,119	14,847,506	4,137,863	18,985,369
Screenings	.....	.....	.....	.....	.....	.....	.....	.....	.....	.....	.....	.....
	49,627,267	5,882,453	55,509,720	51,719,952	3,129,697	54,849,649	37,925,996	9,595,494	47,521,490	49,379,726	7,142,943	56,522,669
Oats	3,899,086	1,822,729	5,721,815	10,904,417	1,840,319	12,744,736	7,297,810	3,798,595	11,096,405	12,301,020	2,529,823	14,830,843
Barley	571,047	388,499	959,546	1,154,654	684,523	1,839,177	1,285,364	686,574	1,971,938	1,957,989	495,752	2,453,741
Flax	341,127	115,801	456,928	535,111	218,196	753,307	1,234,166	280,478	1,514,644	1,595,410	393,975	1,989,385
Rye	.....	.....	.....	.....	9,010	9,010	.....	3,036	3,036	3,015	5,661	8,676
Total grain	54,438,527	8,209,482	62,648,009	64,314,134	5,881,745	70,195,879	47,743,336	14,364,177	62,107,513	65,237,160	10,568,154	75,805,314

No. 21.—Comparative Statement showing Shipments of Grain by Vessels and the All-rail Route from Fort William and Port Arthur, &c.—*Concluded.*

	Crop Year, 1909-10.			Crop Year, 1910-11.		
	Vessels.	Rail.	Totals	Vessels.	Rail.	Totals.
	Bush.	Bush.	Bush.	Bush.	Bush.	Bush.
Wheat—						
No. 1 Hard	243,317	24,149	267,465	34,142	4,941	39,083
No. 1 Northern	24,328,892	1,599,058	25,927,950	9,846,216	110,847	9,957,063
No. 2 "	22,035,364	1,847,667	23,883,031	19,457,442	948,672	20,406,114
No. 3 "	9,339,008	1,208,759	10,547,767	18,066,167	1,720,021	19,786,188
Sundry grades	6,848,557	2,066,954	8,915,511	14,262,408	2,839,050	17,101,458
Screenings	330,640	.....	330,640	861,082	.....	861,082
	63,125,778	6,746,586	69,872,364	62,527,457	5,623,531	68,150,988
Oats	20,100,952	2,299,041	22,399,993	19,488,429	1,135,128	20,623,557
Barley	2,585,434	392,813	2,978,247	1,518,891	114,220	1,633,111
Flax	3,030,241	551,347	3,581,588	2,573,483	397,20	32,970,686
Rye	2,736	2,939	5,675	.....	1,894	1,894
Total grain	88,845,141	9,992,726	98,837,867	86,108,260	7,271,976	93,380,236

No. 22.—Comparative Statement showing shipments of Grain from Fort William and Port Arthur, for the Crop Years 1909, 1910 and 1911, with destination of same.

—	Wheat.						Oats.					
	1909.		1910.		1911.		1909.		1910.		1911.	
	Canadian Vessels.	Foreign Vessels.	Canadian Vessels.	Foreign Vessels.	Canadian Vessels.	Foreign Vessels.	Canadian Vessels.	Foreign Vessels.	Canadian Vessles.	Foreign Vessels.	Canadian Vessels.	Foreign Vessels.
	Bush.	Bush.	Bush.	Bush.	Bush.	Bush.	Bush.	Bush.	Bush.	Bush.	Bush.	Bush.
Canadian ports—												
Owen Sound	896,997		2,045,891		1,184,103		1,401,949		3,214,608		1,645,313	
Midland	536,374		542,099		314,512		190,633		1,033,820		50,169	
Tiffin	7,528,188		10,961,095		8,100,930		1,783,512		2,449,593		1,986,655	
Victoria Harbour					1,311,466						717,180	
Collingwood	824,624		355,793		500,241		97,453		99,881			
Depot Harbour	1,497,966		3,355,566		891,225		315,096		386,849		351,465	
Point Edward	1,431,555		1,842,432		1,515,332		228,745		941,161		922,438	
Port Stanley			101,000		99,693		1,764		65,252		30,360	
Meaford	494,630		919,593		485,000		66,046		198,886			
Goderich	5,636,005		5,100,575		5,379,831		2,079,840		2,493,724		2,697,694	
Port Colborne	301,689		2,490,602		3,719,699				555,521		562,514	
Thorold	353,018		195,000		289,107							
Kingston	7,311,187		7,548,280		8,117,262		1,035,081		4,029,396		2,680,015	
Prescott	6,113		2,078		27,878				70,000			
Montreal	6,439,923		6,558,060		5,590,409		2,425,845		3,378,366		6,446,157	
Walkerville			254,410		340,182				206,210			
Hamilton					50,896							
Quebec											285,350	
Total, Canadian Ports	33,285,269		42,191,474		37,917,766		9,625,964		19,123,267		18,375,319	
American ports—												
Port Huron		1,609,724	561,658	964,844	36,413	576,184						
Erie		531,287		110,000		251,885						
Chicago		122,793		*321,168								
Buffalo	1,401,052	12,429,593	2,210,423	16,756,739	1,521,186	21,362,941	328,147	2,346,902	158,976	818,709	103,819	1,009,291
Ogdensburg												
Duluth				*9,472								
Total, American ports	1,401,052	14,693,397	2,772,081	18,162,223	1,557,599	22,191,010	328,147	2,346,902	158,976	818,709	103,819	1,009,291
Grand total, shipments	34,686,321	14,693,397	44,963,555	18,162,223	39,475,365	22,191,010	9,954,111	2,346,902	19,282,243	818,709	18,479,138	1,009,291
	49,379,718		63,125,778		61,666,375		12,301,013		20,100,952		19,488,429	

*Screenings to Chicago and Duluth.

No. 22.—Comparative statement showing the Shipments of Grain from Fort William and Port Arthur, for Crop Years 1909, 1910 and 1911.—*Continued.*

—	Barley.					
	1909.		1910.		1911.	
	Canadian Vessels.	Foreign Vessels.	Canadian Vessels.	Foreign Vessels.	Canadian Vessels.	Foreign Vessels.
	Bush.	Bush.	Bush.	Bush.	Bush.	Bush.
Canadian ports—						
Owen Sound	73,180	.....	93,049	.....	99,072	.....
Midland	.....	.....	33,674	.....	.....	.....
Tiffin	224,381	.....	197 897	.....	89,911	.....
Collingwood	.....	.....	98,238	.....	.....	.....
Depot Harbour	36,165	.....	.....	.....	.....	.....
Point Edward	222,580	.....	149,923	.....	53,729	.....
Meaford	67,838	.....	81,884	.....	.....	.....
Goderich	30,859	.....	185,627	.....	92,167	.....
Port Colborne	.....	.....	44,692	.....	.....	.....
Thorold	.....	.....				
Kingston	404,671	.....	487,880	.....	391,314	.....
Prescott	.....	.....	.....	.....	.....	.....
Montreal	358,645	.....	464,181	.....	139,407	.....
Total Canadian ports	1,418,319	.....	1,837,045	.....	865,600	.....
Foreign ports—						
Port Huron	.....	.....	.....	84,472	.....	.....
Erie	.....	.....	.....	255,275	.....	.....
Chicago	.....	.....	.....	.....	.....	.....
Cleveland	.....	.....	.....	.....	.....	.....
Buffalo	.....	539,665	270,519	138,123	195,000	458,291
Ogdensburg	.....	.....	.....	.....	.....	.....
Total, American ports	1,418,319	539,665	270,519	477,870	195,000	458,291
Total shipments	.....	539,665	2,107,564	477,870	1,060,600	458,291
Grand total shipments	1,957,984		2,585,434		1,518,891	

No. 22.—Comparative statement showing the Shipments of Grain from Fort William and Port Arthur, for Crop Years 1909, 1910 and 1911.—*Continued.*

—	Flax.					
	1909.		1910.		1911.	
	Canadian Vessels.	Foreign Vessels.	Canadian Vessels.	Foreign Vessels.	Canadian Vessels.	Foreign Vessels.
	Bush.	Bush.	Bush.	Bush.	Bush.	Bush.
Canadian ports—						
Owen Sound						
Midland						
Tiffin						
Collingwood						
Depot Harbour						
Point Edward	74,197		75,230		123,219	
Meaford						
Goderich	274,860				101,843	
Port Colborne			251,422			
Thorold						
Kingston	146,373		92,648		78,101	
Prescott	103,001				10,444	
Montreal	449,309		253,792		176,009	
Total, Canadian ports.	1,047,740		673,092		489,616	
Foreign ports—						
Port Huron						22,835
Erie				85,926		
Chicago						6,663
Cleveland		155,899			80,000	
Buffalo	192,936	198,832	1,089,087	1,182,136	92,000	1,882,368
Duluth						*2,697
Total, American ports	192,936	354,731	1,089,087	1,268,062	172,000	1,914,563
Total shipments	1,240,676	354,731	1,762,179	1,268,062	661,616	1,914,563
Grand total shipments.	1,595,407		3,030,241		2,576,179	

*Flax Screenings.

No. 22.—COMPARATIVE statement showing the Shipments of Grain from Fort William and Port Arthur, for Crop Years 1909, 1910 and 1911.—*Continued.*

—	Rye				Wheat Screenings.	
	1909.		1910.		1911.	
	Canadian Vessels.	Foreign Vessels.	Canadian Vessels.	Foreign Vessels.	Canadian Vessels.	Foreign Vessels.
	Bush.	Bush.	Bush.	Bush.	Bush.	Bush.
Canadian ports—						
Owen Sound	2,568					
Midland						
Tiffin						
Collingwood						
Depot Harbour						
Point Edward	430					
Meaford						
Goderich					1,146	
Port Colborne						
Thorold						
Kingston			2,736			
Prescott						
Montreal	18					
Total, Canadian ports	3,016		2,736		1,146	
Foreign ports——						
Port Huron						
Erie						
Chicago					207,989	302,591
Cleveland						
Buffalo						
Ogdensburg						
Duluth					75,833	270,826
Total, American ports					283,822	573,417
Total shipments	3,016		2,736		284,968	573,417
Grand total shipments	3,016		2,736		858,385	

No. 22.—Comparative Statement showing Shipments of Grain from Fort William and Port Arthur, for Crop Years 1907, 1908, 1909 1910 and 1911.

	Total Grain.									
	1907.		1908.		1909.		1910.		1911.	
	Canadian Vessels.	Foreign Vessels.	Canadian Vessels.	Foreign Vessels.	Canadian Vessels.	Foreign Vessels.	Canadian Vessels.	Foreign Vessels.	Canadian Vessels.	Foreign Vessels.
Canadian Ports—	Bush.	Bush.	Bush.	Bush.	Bush.	Bush.	Bush.	Bush.	Bush.	Bush.
Owen Sound	6,014,306	.....	4,163,330	.....	2,374,694	.....	5,353,548	.....	2,928,488	.....
Midland	3,325,765	.....	3,445,015	.....	754,007	.....	1,609,593	.....	364,681	.....
Tiffin	305,000	.....	1,858,886	.....	9,536,081	.....	13,608,585	.....	10,177,496	.....
Collingwood	821,013	.....	464,294	.....	922,077	.....	553,912	.....	500,241	.....
Depot Harbour	7,463,377	.....	3,974,796	.....	1,849,227	.....	3,742,415	.....	1,242,690	.....
Point Edward	3,203,835	.....	2,229,768	.....	1,957,507	.....	3,008,746	.....	2,614,718	.....
Port Stanley	.....	.....	.....	.....	1,764	.....	166,252	.....	130,053	.....
Meaford	2,170,098	.....	1,058,506	.....	628,514	.....	1,200,363	.....	485,000	.....
Goderich	3,639,113	.....	5,278,113	.....	8,021,564	.....	8,031,348	.....	8,272,681	.....
Port Colborne			322,764	.....	301,689	.....	3,009,815	.....	4,282,213	.....
Thorold	689,538	.....	468,391	.....	353,018	.....	195,000	.....	289,107	.....
Kingston			7,379,563	.....	8,897,312	.....	12,160,940	.....	11,266,692	.....
Prescott	15,989,440	.....	594,887	.....	109,114	.....	72,078	.....	38,322	.....
Montreal			7,561,695	.....	9,673,740	.....	10,654,399	.....	12,351,982	.....
Walkerville	.....	.....	.....	.....	.....	.....	460,620	.....	340,182	.....
Victoria Harbour	.....	.....	.....	.....	.....	.....	.....	.....	2,028,655	.....
Hamilton	.....	.....	.....	.....	.....	.....	.....	.....	50,896	.....
Quebec	.....	.....	.....	.....	.....	.....	.....	.....	285,350	.....
Total Canadian Ports	43,621,485	.....	38,800,008	.....	45,380,308	.....	63,827,614	.....	57,649,447	.....
American Ports—										
Port Huron	883,223	454,542	106,094	200,937	.....	1,609,724	561,658	1,049,316	36,413	599,019
Erie	298,103	934,525	300,181	519,144	.....	531,287	.....	451,201	.....	251,885
Chicago	.....	71,307	.....	183,383	.....	122,793	.....	321,168	207,989	309,254
Cleveland	.....	.....	.....	.....	.....	155,899	.....	.....	80,000	.....
Buffalo	5,758,866	12,292,069	2,625,672	4,944,870	1,922,135	15,514,992	3,729,005	18,895,707	1,912,005	24,712,891
Ogdensburg	.....	.....	63,043	.....	.....	.....	.....	.....	.....	.....
Duluth	.....	.....	.....	.....	.....	.....	.....	9,472	75,833	273,523
Total American Ports	6,940,192	13,752,443	3,094,990	5,848,334	1,922,135	17,934,695	4,290,663	20,726,864	2,312,240	26,146,572
Total shipment	50,561,677	13,752,443	41,894,998	5,848,334	47,302,443	17,934,695	68,118,277	20,726,864	59,961,687	26,146,572
Grand total shipments	64,314,120		47,743,332		65,237,138		88,845,141		86,108,259	

No. 23.—STATEMENT showing List of Canadian and American Vessels, with capacity of same and quantity of each kind of grain carried by them, for the Crop Year 1910-1911; also recapitulation of quantity carried to Canadian and American Ports.

Canadian Vessels.	Capacity.	Quantity Carried.					
		Wheat.	Oats.	Barley.	Flax.	Screenings	Total.
	Bush.	Bush.	Bush.	Bush.	Bush.	Bush.	Bush.
Canadian Vessels—							
Athabaska	40,000	78,212	201,499	17,195			296,906
Alberta	40,000	151,876	207,307	25,805			384,988
Assiniboia	60,000	113,433	150,301				263,734
Algonquin	97,000	538,923	121,530	87,100			747,553
Ames, A. E.	63,000	223,077	161,534		27,000		411,611
Arabian	40,000	312,500					312,500
Advance	40,000	178,617	130,000				308,617
Acadian	110,000	842,622	62,695	31,216	18,432		954,965
Beaverton	100,000	554,166	177,342	76,174		1,145	808,827
Bickerdike	50,000	135,500	100,000	17,410	36,322		289,232
Burma	60,000	55,777					55,777
Collingwood	240,000	821,664	71,059				892,723
Canadian	115,000	592,062	187,388	74,949	123,000		977,399
Corunna	50,000	169,932	296,741				466,673
Carleton	70,000	130,000	87,191				217,191
Crowe, G. R.	165,000	1,542,777	239,827				1,782,604
Derbyshire	60,000		86,959				86,959
Dorie	115,000	852,171	713,239				1,565,410
Dundee	105,000	278,734	455,866				734,600
Donnacona	105,000	96,345	309,571		8,337		414,253
Dunelm	110,000	128,834	171,299	32,766	33,000		365,899
Edmonton	100,000	423,886	452,845	31,835			908,566
Empress of Midland	125,000	688,740	30,360				719,100
Fairmount	105,000	695,500	363,000				1,058,500
Fort William, Empress of	120,000	731,619	87,048			62,365	881,032
Emperor	300,000	116,566		195,000			311,566
Glenellah	110,000	220,736	468,445	12,190			701,371
Glenmount	110,000	585,288	131,661				716,949
Gordon, D. A.	80,000	416,048	293,500		46,825		756,373
Huronic	65,000	13,000		6,000			19,000
Harmonie	80,000	117,000					117,000
Hamilton	65,000	120,000		10,594			130,594
Haddington	80,000	315,841	175,137				490,978
Jaques, C. A.	80,000	211,201	503,856	39,369	20,000		774,426
Iroquois	120,000	774,703	389,783				1,164,486
India	50,000		66,739				66,739
Ionic	55,000	327,000	24,479	30,825	102,981		485,285
Keewatin	75,000	427,670	297,962	56,072			781,704
Keystone	90,000	80,800					80,800
Kammistiquia	125,000	1,227,767	614,920	34,901		145,624	2,023,212
Kenora	75,000	519,602	112,418				632,020
Kinmount	115,000	759,518	372,505				1,132,023
Leafield	80,000	78,000					78,000
Manitoba	50,000	167,039	57,903				224,942
Matthews, W. D.	200,000	1,755,006	851,114				2,606,120
Mapleton	100,000	375,546	164,449	28,000	60,102		628,097
Midland Prince	310,000	847,000	518,000				1,365,000
Midland King	200,000	1,250,580	350,000				1,600,580
Midland Queen	105,000	477,760	141,666	9,882			629,308
Meaford	110,000	312,983	462,271				775,254
McKee, J. A.	120,000	861,442	752,866				1,614,308
McKintry, A. E.	80,000	419,425	60,883				480,308
Neepawah	85,000	198,000	214,173	9,140			421,313
Newona	120,000	2,124,891	555,605				2,680,496
Neebing	105,000	413,191					413,191
Nevada	50,000	288,167	80,374				368,541
Osler, E. B.	330,000	1,964,229	100,000	69,237			2,133,466
Plummer, J. H.	55,000	123,574	197,989				321,563
Pellett, H. M.	55,000	175,056	112,644		25,032		312,732
Prince, Rupert	105,000	348,481					348,481

No. 23.—STATEMENT showing List of Canadian and American Vessels with capacity of same, and quantity, &c.—*Continued.*

Canadian Vessels.	Capacity.	Quantity Carried.					
		Wheat.	Oats.	Barley.	Flax.	Screenings	Total.
	Bush.	Bush.	Bush.	Bush.	Bush.	Bush.	Bush.
Canadian Vessels—*Con.*							
Port Colborne	105,000	504,213	161,497				665,710
Quebec	65,000	195,000					195,000
Renvoyle	105,000	476,921	173,700				650,621
Regina	90,000	324,857	315,843				640,700
Rosedale	82,000	143,034	244,804		35,141		422,979
Rosemount	85,000	256,189	110,000				366,189
Seguin	40,000	187,408	263,409				450,817
Strathcona	110,000	62,752	120,000				182,752
Stormount	110,000	648,916	390,366	45,504			1,084,786
Simla	55,000	129,100	74,100				203,200
Scottish Hero	130,000	975,385	925,217	20,674	92,000		2,013,276
Saskatoon	95,000	518,509	140,389		26,279		685,177
Saronic	40,000	92,645	53,782	16,903	10,000		173,330
Turret Cape	110,000	877,652	357,049				1,234,701
Turret Chief	110,000	715,522	188,775				904,297
Turret Court	110,000	966,695	159,184				1,125,879
Turret Crown	110,000	828,926	97,471				926,397
Tagona	75,000	299,289	434,119		20,000		753,408
Ungava	75,000	194,065		22,942			217,007
Wahcondah	70,000	115,693	7,809	34,417			157,919
Westmount	105,000	533,220	370,500				903,720
Wexford	100,000	1,239,063	849,832	24,500			2,113,395
Winona	120,000	390,725	75,349			75,833	541,907
Wasaga	55,000	49,509					49,509
Sacked Oats			30,000				30,000
Totals (No. 84)	8,372,000	39,475,365	18,479,138	1,060,600	684,451	284,967	58,984,521
American Vessels—							
Armour, P. D.	100,000	95,000					95,000
Admiral	250,000	497,000			248,146		745,146
Augustus A. A.	320,000	315,000					315,000
Albright, J. J.	220,000	179,315	80,000				259,315
Adams, Thos.	210,000	146,000					146,000
Boland, J. J.	306,000	300,000					300,000
Berwind, H. A.	350,000	679,298					679,298
Butler, J. G., Jr.	350,000	332,276					332,276
Bertow, J. H.	310,000	300,000					300,000
Christopher	220,000	430,000					430,000
Colonel	220,000	139,565			65,000		204,565
Carnegie, A.	230,000	163,777			60,000		223,777
Carter, E. D.	320,000	315,000					315,000
Coulby, Harry	350,000	350,000					350,000
Cornelius, A. E.	250,000	155,000		116,997			271,997
Craig, Geo. L.	210,000	197,933					197,933
City of Bangor	220,000	217,155					217,155
Easton	1,000				840		840
Egan, Wm.	90,000	85,000					85,000
Gilchrist, F. W.	240,000	282,153			179,001		461,153
Goatwick, W. H.	150,000	139,929					139,929
Gilchrist, J. C.	240,000	238,500					238,500
Hecker, F. J.	300,000	285,304					285,304
Hawgood, H. B.	350,000	235,000					235,000
Heboid, C. S.	315,000	312,000					312,000
Hutchison, C. L.	320,000	621,000					621,000
Hutchison, J. F.	200,000	180,808					180,808
Heffelfinger, F. T.	250,000	250,000					250,000
Ireland, R. L.	250,000				241,283	145,712	386,995
Jupiter,	200,000	130,923			57,100		188,023
Jenks, I. M.	240,000	450,000					450,000
Jenkins, C. O.	310,000	306,162					306,162
Kopp, J. T.	315,000	208,445	145,000				353,445
Mack, W. H.	200,000	382,498					382,498

No. 23.—STATEMENT showing List of Canadian and American Vessels, with capacity of same, and quantity, &c.—*Concluded.*

American Vessels.	Capacity.	Quantity Carried.					
		Wheat.	Oats.	Barley.	Flax.	Screenings	Total.
American Vessels—Con..	Bush.	Bush.	Bush.	Bush.	Bush.	Bush.	Bush.
Miller, P. P.	200,000	375,721					375,721
Muich, A. C.	75,000				1,857	48,380	50,237
Mauch Chunk	200,000	189,055					189,055
Mitchell, John	250,000	220,000					220,000
McKinney, P.	275,000	505,885					505,885
McGean, J. A.	270,000	257,000					257,000
Nye, Harold, B.	250,000	644,149					644,149
Osborne, J. M.	230,000	215,000					215,000
Peavey, Geo. W.	200,000					157,647	157,647
Penobscot	250,000	125,000			102,414		227,414
Rees, W. D.	210,000	917,454	116,392	2,623			1,036,469
Russell, G. L.	280,000	268,104					268,104
Sacremento	120,000				35,268		35,268
Steel King	230,000	432,999					432,999
Sills, H. S.	250,000	419,655			302,192		721,847
Sinaloa	250,000	722,234					722,234
Smith, H. W.	250,000	237,634					237,634
Smith, M. C.	250,000	229,074					229,074
Smith, H. B.	350,000	338,000					338,000
Smith, L. C.	350,000	573,090					573,090
Sierra	250,000	183,102			60,000		243,102
Senator	220,000	208,000					208,000
Sahara	300,000	286,000					286,000
Saunders, E. W.	220,000	109,252		63,478	43,667		216,397
Sultana	200,000	179,109					179,109
Sonoma	250,000	412,309			60,000		472,309
Stanton, Jno.	330,000				79,951		79,951
Stadacona	330,000	367,856	328,663	60,978			757,497
Squires, F. B.	240,000	172,797			53,385		226,182
Tansdale, W. H.	275,000	314,639		214,214			528,853
Tomlinson, G. A.	330,000	310,333					310,333
Uganda	120,000	107,000					107,000
Wisconsin	275,000	247,032					247,032
Woodrofe, L.	230,000	424,680			55,645		480,325
Western Star	250,000	474,594					474,594
Wells, F. B.	265,000	249,754				144,945	394,699
Weeks, J. L.	250,000				239,316		239,316
Walker, P. G.	235,000	427,204	80,000				507,204
Walsh, G. P.	300,000	422,000	99,235				521,235
Wilson, Capt. T. P.	250,000	592,366	160,000				752,366
Yale	200,000	177,266					177,266
Yates, Harry	340,000	340,000					340,000
Zimmerman, A.	300,000	595,623					595,623
Zuma	100,000					76,733	76,733
Totals (No. 78)	19,207,000	22,191,010	1,009,290	458,290	1,885,065	573,417	26,117,072

RECAPITULATION.

Canadian Vessels (No. 84).							
To Canadian Ports	8,372,000	37,917,757	18,375,320	865,600	489,616	1,146	57,649,439
To Foreign Ports		1,557,608	103,819	195,000	172,000	283,822	2,312,249
Foreign Vessels (No78).							
To Foreign Ports	19,207,000	22,191,010	1,009,290	458,290	1,914,564	573,417	26,146,572
Totals	27,579,000	61,666,375	19,488,429	1,518,890	2,576,180	858,385	86,108,259

Average Capacity—

Canadian Vessels ..... 93,714 Bush.

Foreign Vessels ..... 246,243 "

No. 24.—COMPARATIVE Statement showing Shipments of Grain from Winnipeg and other points in the West, inspected at Winnipeg, Calgary and Duluth, and billed to points East and West by the All-rail Route, for the Crop Years 1899-1900, 1900-1, 1901-2, 1902-3, 1903-4, 1904-5, 1905-6, 1906-7, 1907-8, 1908-9, 1909-10 and 1910-11.

Crop Years, ending August 31.	Wheat	Oats.	Barley.	Flax.	Rye.	Total.
	Bush.	Bush.	Bush.	Bush.	Bush.	Bush.
1900	253,150	52,800	10,000	2,490	.....	318,440
1901	68,060	64,800	2,000	4,980	.....	139,840
1902	1,327,700	1,449,600	103,000	45,900	.....	2,926,200
1903	1,644,000	406,500	116,400	263,000	.....	2,429,900
1904	552,300	171,000	7,200	20,000	.....	750,500
1905	1,523,550	781,500	93,600	9,000	.....	2,407,650
1906	1,448,280	851,928	139,680	5,000	2,400	2,447,288
1907	721,180	869,400	117,600	1,000	3,600	1,712,780
Calgary going East	6,420	469,800	3,600	.....	2,400	482,220
" " West	167,990	572,400	31,200	2,000	1,200	774,790
Total All-rail, 1907	895,590	1,911,600	152,400	3,000	7,200	2,969,790
1908	705,130	770,400	26,400	2,000	1,200	1,505,130
Calgary going East	14,980	201,600	.....	.....	.....	216,580
" " West	375,570	554,400	38,400	.....	1,200	969,570
Duluth	1,350,340	118,800	70,800	32,000	.....	1,571,940
Total All-rail, 1908	2,446,020	1,645,200	135,600	34,000	2,400	,4263,220
1909	263,550	1,342,800	14,400	10,000	.....	1,630,750
Calgary going East	1,304,100	2,136,600	27,600	21,000	4,800	3,494,100
" " West	1,043,700	1,558,800	54,000	1,000	7,200	2,664,700
Duluth	1,325,100	118,800	70,800	52,000	.....	1,566,700
Total All-rail, 1909	3,936,450	5,157,000	166,800	84,000	12,000	9,356,250
1910	106,500	1,238,800	26,400	.....	1,000	1,372,700
Calgary going East	328,020	566,200	13,200	15,000	4,000	926,420
" " West	1,292,910	1,844,900	15,800	2,000	8,000	3,163,610
Duluth	3,714,720	646,000	223,200	75,000	.....	4,658,920
Total All-rail, 1910	5,442,150	4,295,900	278,600	92,000	13,000	10,121,650
1911	314,975	1,354,700	51,600	.....	.....	1,721,275
Calgary going East	465,475	9,500	27,600	1,000	.....	503,575
" " West	624,575	2,325,600	96,000	4,000	7,000	3,057,175
Duluth	1,244,850	3,800	2,400	37,000	.....	1,288,050
Total All-rail, 1911	2,649,875	3,693,600	177,600	42,000	7,000	6,570,075

No. 25.—Comparative Statement showing the Exports of Canadian Grain from the undermentioned Ports for the Calendar Years 1908, 1909, 1910 and 1911.

	Montreal.				Quebec.				St. John, N.B.			
	1908.	1909.	1910.	1911.	1908.	1909.	1910.	1911.	1908.	1909.	1910.	1911.
	Bush.	Bush.	Bush.	Bush.	Bush.	Bush.	Bush.	Bush.	Bush.	Bush.	Bush.	Bush.
Barley	1,137,419	571,972	525,138	74,694	.....	.....	.....	.....	570,140	466,108	225,261	118,763
Beans	2,202	699	88	1,501	.....	.....	.....	.....	2,204	507	106	33
Buckwheat	93,872	192,282	115,920	30,096	.....	.....	.....	288	4,789	1,084	60,325	8,481
Corn	17,480	289	1,474	.....	.....	.....	.....	.....	11,460	344	704	17,177
Oats	401,267	521,243	3,430,956	5,613,897	.....	.....	.....	38,115	24,044	108,307	510,271	525,239
Pease, whole	282,403	60,056	37,918	36,060	416	.....	.....	.....	34,786	20,600	11,280	3,673
" split	32,083	30,996	4,289	3,153	.....	.....	.....	.....	13,444	11,044	7,125	3,497
Rye	16,492	.....	.....	.....	.....	.....	.....	.....	1,321	15,020	.....	.....
Wheat	19,552,752	14,300,137	16,537,149	15,305,721	.....	.....	.....	.....	5,845,073	7,050,910	6,794,146	6,411,552
Other grain	.....	.....	.....	.....	.....	.....	.....	.....	175	.....	424	.....
Totals	21,535,970	15,677,674	20,652,932	21,065,122	416	.....	.....	38,703	6,507,436	7,673,924	7,609,642	7,088,415

	Halifax.				Vancouver.				Total.			
	1908.	1909.	1910.	1911.	1908.	1909.	1910.	1911.	1908.	1909.	1910.	1911.
	Bush.	Bush.	Bush.	Bush.	Bush.	Bush.	Bush.	Bush.	Bush.	Bush.	Bush.	Bush.
Barley	65,167	55,773	47	185	1,250	42,022	114,899	1	1,773,976	1,135,875	865,345	193,643
Beans	2,898	943	1,531	2,909	.....	.....	.....	35	7,304	2,149	1,725	4,478
Buckwheat	527	.....	.....	.....	.....	.....	.....	.....	99,188	193,366	176,245	38,865
Corn	1,074	1,249	658	135	10	2	28	.....	30,024	1,884	2,864	17,312
Oats	218,224	203,010	131,649	190,341	59	37,937	318,372	12,451	643,594	870,497	4,391,248	6,380,343
Pease, whole	9,070	492	12,512	9,000	10	.....	58	18	326,685	81,148	61,768	48,751
" split	72,596	42,815	77,559	79,795	.....	.....	.....	.....	118,123	84,855	88,973	86,445
Rye	.....	.....	.....	.....	.....	.....	.....	.....	17,813	15,020	.....	.....
Wheat	4	164,728	185,006	243,984	.....	196,983	554,237	1,684	25,397,829	21,712,758	24,070,538	21,962,941
Other grain	140	.....	.....	.....	.....	.....	.....	20	315	.....	124	20
Totals	369,700	469,010	408,962	526,349	1,329	276,944	987,594	14,209	28,414,851	24,097,552	29,659,130	28,732,798

In addition to the above, there was Exported from the port of Montreal, Halifax and Vancouver, the following quantities of United States grain, viz.:—

—		Wheat.	Corn.	Oats.	Barley.	Rye.	Total.
		Bush.	Bush.	Bush.	Bush.	Bush.	Bush.
1907		5,373,215	4,745,042		32,771	50,055	10,201,083
1908		10,908,194	430,829	109,130	113,678	51,568	11,613,399
1909		12,761,605	267,986	35,429	90,506	51,293	13,206,819
1910		3,882,885	2,834,474	38,715			6,756,074
	Halifax			3,616	1		3,617
	Vancouver	1,317					1,317
	Montreal	1,623,172	5,391,388	49,190			7,063,750
1911						Other grain.	
	Halifax		100			52	152
	Vancouver					20	20

No. 26.—Comparative Statement of Canadian Wheat in Transit shipped from the following United States Ports for the Years ended June 30, 1907, 1908, 1909, 1910 and 1911.

Ports.	Quantities.				
	1907	1908	1909	1910	1911
	Bush.	Bush.	Bush.	Bush.	Bush.
Baltimore	368,285	88,432	465,773	1,801,294	2,200,518
Boston	7,716,389	7,687,745	7,420,969	8,012,253	5,158,468
New York	4,077,705	4,333,115	5,100,117	5,911,085	9,565,752
Philadelphia	2,071,776	2,473,284	5,690,749	4,995,553	3,703,191
Portland	4,915,665	5,186,129	4,809,880	6,409,286	3,564,299
Totals, bushels	19,149,820	19,768,705	23,487,488	27,129,471	24,192,228

Comparative Statement of Canadian Flour in Transit shipped from United States Ports for the Years ended June 30, 1907, 1908, 1909, 1910 and 1911.

Ports.	Quantities.				
	1907	1908	1909	1910	1911
	Bbls.	Bbls.	Bbls.	Bbls.	Bbls.
Baltimore	3,507	321	9,639	530	11,356
Boston	56,083	125,308	142,482	244,066	249,232
New York	265,131	199,614	275,891	723,573	657,048
Philadelphia	29,071	49,884	36,600	61,282	43,271
Portland	105,873	130,978	110,588	170,384	184,403
Totals, barrels	459,665	506,105	575,200	1,199,835	1,145,310

No. 27.—RATES on Grain by Vessel from Fort William and Port Arthur to Montreal, Georgian Bay Ports and Buffalo for Season of Navigation 1911 (April 24th to December 11th, 1911).

Montreal via Kingston—

Wheat—

Rates opened at 5¼c. per bushel.
In May dropped to 4¼c. per bushel.
About middle of September rose to 4¾c. per bushel.
About latter part of September rose to 5c. per bushel.
October and November rose to 6½c. per bushel.

Montreal via Port Colborne—

Wheat—

Rates opened at 5c. per bushel.
Summer months dropped to 4c. per bushel.
Route proved unsatisfactory.

Georgian Bay Ports—

Rates opened at 1½c. per bushel wheat.
May 1st dropped to 1¼c. per bushel wheat.
First half of May dropped to 1⅛c. per bushel.
Majority of business was done at these rates.
(Cargo to Goderich latter part of May at 1c. per bushel.)
Latter part of October 1½c. per bushel.
October 31st rose to 1¾c per bushel.
Early in November rose to 2c. per bushel.
End of November to hold cargoes in vessels at Eastern Ports until April 1912, 3c. to 4c. per bushel.
After season—November 30th, several cargoes were moved prior to December 3rd at 4½c. per bushel.
1 cargo shipped Dec. 8th at 5½c. per bushel.
2 cargo shipped Dec. 10th at 6c. per bushel.

Buffalo—

Wheat—

Conditions throughout the season same as Georgian Bay Ports.
Considerable business done
During May ..... } At ⅞c. per bushel wheat.
" June .....
" July .....
" August .....
" September .....
until well into October .....
On October 11th rose to 1c. per bushel.
From October to practically close of season November 30th, 1½c. per bushel.
November 22nd rate rose to 1⅝c. per bushel.
Last week in November rate rose to 2½c. per bushel.
After close of season (November 30th) large volume of business moved at 4c. and 5c. to December 8th.

Unusual Conditions.

Large number of vessels wintering at Port Arthur and Fort William chartered (after close of navigation) for winter storage at the following:—

Rates to Buffalo range from 2½c. to 4c. per bushel.
Rates to Montreal range from 6½c. to 8c. per bushel.
Rates to Bay Ports—3c. per bushel.

At the end of January it is figured there will be afloat 4,500,000 bushels of grain, the bulk of which is consigned to Buffalo. Balance to Bay Ports and Montreal.

RATES of Insurance on Grain by Vessel from Fort William and Port Arthur to Georgian Bay Ports, Buffalo and Montreal for the Season of Navigation 1911 (April 24th to December 11th, 1911).

	Period.	Rate.
From Fort William and Port Arthur to Bay Ports and Buffalo	April 15th to May 1st	45c. per $100.
From Fort William and Port Arthur to Bay Ports and Buffalo	May 1st to Oct. 1st	30c. per $100.
From Fort William and Port Arthur to Montreal	April 15th to May 1st	60c. per $100.
From Fort William and Port Arthur to Montreal	May 1st to October 1st	60c. per $100.

All tariff rates ceased on November 30th.

After November 30th the rates were as follows (in addition to the above,—

From Fort William and Port Arthur to Bay Ports and Buffalo	Rates from Dec. 1st to Dec. 5th	1%
From Fort William and Port Arthur to Bay Ports and Buffalo	Rates from Dec. 6th, 7th and 8th	1¼%
From Fort William and Port Arthur to Bay Ports and Buffalo	Rates from Dec. 9th and 10th	1½%

No Montreal business after November 30th.

Unloading and Weighing Grain, Fort William, Canada.



Loading grain into vessel, C.P.R. Elevator B., Fort William, Canada.

Loading Grain into Car, Fort William, Canada.

PLATE 5.

No. 28.—STATEMENT showing List of Canadian and American Vessels, with capacity of same and quantity of each kind of grain carried by them, for the Season of Navigation, 1911; also recapitulation of quantity carried to Canadian and American Ports.

Canadian Vessels.	Capacity.	Quantity Carried.					
		Wheat.	Oats.	Barley.	Flax.	Screenings	Total.
	Bush.	Bush.	Bush.	Bush.	Bush.	Bush.	Bush.
Canadian Vessels—							
Agawa	170,000	570,905					570,905
Athabaska	40,000	136,152	353,916	53,134			543,202
Alberta	40,000	268,514	311,661	59,713			639,888
Assiniboia	60,000	60,000	598,639				658,639
Algonquin	97,000	75,232	56,000	251,058			382,290
Ames, A. E.	63,000	144,323	228,404				372,727
Arabian	40,000	309,167					309,167
Advance	40,000	178,405	130,000				308,405
Acadian	110,000	598,059	225,695	47,007	54,491		925,252
Beaverton	100,000	484,923	192,761	59,174			736,858
Bickerdike	50,000	91,666	138,614	14,909	36,322		281,511
Burma	40,000	55,777					55,777
Collingwood	240,000	281,931	556,340				838,271
Canadian	115,000	581,837	152,388	74,949	43,000		852,174
Corunna	50,000	167,000	226,490				393,490
Carleton	70,000	195,000	179,304				374,304
City of Ottawa	20,000		10,000		10,000		20,000
Hamilton	30,000	11,179		11,882	5,000		28,061
Crowe, G. R.	165,000	616,237					616,237
Derbyshire	60,000		86,959				86,959
Doric	115,000	1,016,850	649,461	37,334			1,703,645
Dundee	105,000	217,233	498,545				715,778
Donnacona	105,000	241,636	360,571		8,337		610,544
Dunelm	110,000	123,975	337,072	32,766		Rye	493,813
Edmonton	100,000	538,706	422,462	24,558		3,964	989,690
Empress of Mid land	125,000	320,901	164,034	17,000			501,935
Emperor	310,000	1,344,923		195,000			1,539,923
Fairmount	105,000	470,743	363,000	76,376			910,119
Fort William	120,000	838,064	55,824				893,888
Glenellah	110,000	284,364	440,917				725,281
Glenmount	110,000	707,822	131,661	6,502			845,985
Gordon, D. A.	80,000	529,912	281,000		20,000		830,912
Galike	200,000	110,700	59,999				170,699
Huronic	65,000	35,000					35,000
Harmonic	80,000	43,000					43,000
Hamilton	65,000	120,000		10,594			130,594
Haddington	80,000	167,295	68,136				235,431
Jaques, C. A.	80,000	272,939	373,342		20,000		666,281
Iroquois	120,000	529,805	412,452				942,257
India	50,000						
Ionic	55,000	234,000	141,563	30,864	27,053		433,480
Keewatin	75,000	526,646	574,734	84,160			1,185,540
Keystone	90,000	80,800					80,800
Key West	80,000						
Kamministiquia	125,000	628,479	791,495	34,902			1,454,876
Kenora	75,000	573,422					573,422
Kinmount	115,000	570,032	372,504				942,536
Leafield	80,000	119,300		31,175			150,475
Manitoba	50,000	223,425	82,807	28,000			334,232
Matthews, W. D.	200,000	1,503,949	1,137,734				2,641,683
Mapleton	100,000	566,936	79,551		32,627		679,114
Midland Prince	310,000	1,312,705					1,312,705
Midland King	200,000	1,371,236	422,637				1,793,873
Midland Queen	105,000	147,850	271,666	15,984			435,500
Meaford	110,000	624,692	462,270				1,086,962
McKee, J. A.	120,000	1,070,872	541,212	49,955			1,662,039
McKintry, A. E.	80,000	342,760			63,679		406,439
Neepawah	85,000	224,136	234,173				458,309
Newona	120,000	2,032,235	307,000				2,339,235

No. 28.—STATEMENT showing List of Canadian and American Vessels with capacity of same, and quantity, &c.—*Continued.*

Canadian Vessels.	Capacity.	Quantity Carried.					
		Wheat.	Oats.	Barley.	Flax.	Screenings	Total.
	Bush.	Bush.	Bush.	Bush.	Bush.	Bush.	Bush.
Canadian Vessels,—Con.							
Neebing	105,000	299,500					299,500
Nevada	50,000	380,190	7,792				387,982
Osler, E. B.	330,000	2,381,966					2,381,966
Plummer, J. H.	55,000	96,994	219,156				316,150
Pellett, H. M.	55,000	158,501	149,283		26,500		334,284
Prince Rupert	105,000	166,800	81,413				248,213
Port Colborne	105,000	187,368					187,368
Quebec	65,000	195,000					195,000
Renvoyle	105,000	200,932	259,395	25,000			485,327
Regina	90,000	332,098	208,799				540,897
Rosedale	82,000	153,047	322,421	32,430	83,359		591,257
Rosemount	85,000	233,303	229,958				463,261
Seguin	40,000	216,607	130,000				346,607
Strathcona	110,000	124,752	238,594				363,346
Stormount	110,000	393,863	517,366				911,229
Simla	55,000	45,100	74,100				119,200
Scottish Hero	130,000	1,084,002	1,214,188	18,460	141,732		2,458,382
Saskatoon	95,000	405,386	70,255		26,279		501,920
Saronic	40,000	10,000	40,000	3,863			53,863
Turret Cape	110,000	274,204	353,712	85,000			712,916
Turet Chief	110,000	683,069	401,021				1,084,090
Turret Court	110,000	781,853	159,183				941,036
Turret Crown	110,000	708,368	453,365				1,161,733
Tagona	75,000	313,589	434,119				747,708
Ungava	75,000						
Wahcondah	70,000	345,086	7,809	34,417			387,312
Westmount	105,000	586,760	493,500				1,080,260
Wexford	100,000	1,070,643	736,437				1,807,080
Winona	120,000	828,133		60,755			888,888
Wasaga	55,000						
Yorkton	90,000	86,247					86,247
Totals, (No. 90)	8,952,000	37,637,011	20,286,859	1,506,921	598,379	Rye 3,964	60,033,134
American Vessels—							
Admiral	250,000						
Adams, Thos.	210,000	346,500					346,500
Albright, J. J.	220,000	407,072	80,000				487,072
Armour, P. O.	100,000						
Augustine, A. A.	320,000	315,001					315,001
Barlum, J. J.	310,000	899,620					899,620
Barton, J. H.	310,000	300,000					300,000
Ball, Frank	330,000	315,000					315,000
Berny, B. F.	195,000	220,939	102,000				322,939
Berwind, H. A.	350,000	1,023,328					1,023,3
Bope, H. P.	330,000	670,000					670,000
Boland, J. J.	306,000						
Butler, J. G., Jr.	350,000	660,848					660,848
Brown, W. W.	180,000	179,122					179,122
Bransford	230,000	233,001					233,001
Brower, A. G.	180,000	357,852					357,852
Carter, E. D.	320,000	306,778					306,778
Carnegie, A.	230,000	313,657		120,199			433,856
Christopher	220,000						
Colonial	220,000						
Conelly, Harry	350,000	685,920					685,920
Cornelians, A. E.	250,000	246,248					246,248
Clarke, J. A. S.	230,000	220,740					220,740
Conootoca						45,523	45,523
Craig, G. L.	210,000	517,626	115,960				633,586
Curry, S. S.	210,000	209,544					209,544

No. 28.—STATEMENT showing List of Canadian and American Vessels with capacity of same, and quantity, &c.—*Continued.*

American Vessels.	Capacity	Quantity Carried.					
		Wheat.	Oats.	Barley.	Flax.	Screenings	Total.
	Bush.	Bush.	Bush.	Bush.	Bush.	Bush.	Bush.
American Vessels—*Con.*							
Conigan, Jas.	340,000	336,485					336,485
City of Bangor	220,000	217,156					217,156
Donaldson, J. A.	210,000	211,816					211,816
Denmark	280,000	474,552			64,986		539,538
Durston, J. F.	260,000	235,869					235,869
Easton	1,000					840	840
Egan, W. M.	90,000						
Fitzgerald, W. E.	240,000						
Gilchrist, J. C.	240,000	238,501					238,501
Gilchrist, F. W.	240,000						
Gratwick, W. H.	150,000	364,206					364,206
Gogebic	80,000		119,601				119,601
Hebard, C. S.	315,000	1,149,174					1,149,174
Harvester		362,505					362,505
Hanna, D. R.	340,000	334,927					334,927
Hecker, T. J.	300,000						
Hawgood, H. B.	350,000	232,278					232,278
Holmes, E. F.	230,000	235,515					235,515
Hutchinson, C. L.	320,000	936,001					936,001
Hutchinson, J. F.	200,000	355,779					355,779
Ireland	230,000					145,713	145,713
Ireland, R. L.	250,000						
Jenks, J. M.	240,000						
Jupiter	200,000						
Jenkins, C. O.	310,000	926,513					926,513
Kopp, J. T.	315,000						
Kerr, D. G.	260,000						
Kotcher, C. J.	240,000	241,510					241,510
Lackawana	100,000			105,453			105,453
Leonard, G. B.	210,000	601,038		39,800			640,838
Luzon	180,000						
Mack, W. H.	200,000	531,266		33,539			564,805
Miller, P. P.	200,000	184,722					184,722
Mitchell, Jno.	250,000						
Moore, J. W.	105,000	100,000					100,000
Minet, Anna, C.	75,000					50,237	50,237
Minet, P.	195,000	288,620					288,620
More, C. F.	260,000	275,653					275,653
Mauch-Chunk	200,000	189,055					189,055
Minnekahta	280,000	271,369					271,369
McGean, J. A.	270,000	507,000					507,000
McKinney, Prince	275,000						
Nettleton,	310,000	315,682					315,682
Nye, Harold B.	250,000	642,229					642,229
Oliver, H. W.	250,000	176,628		80,000			256,628
Osborne, F. M.	230,000	215,000					215,000
One Edwin, N.	250,000	247,320					247,320
Peavy, G. W.	200,000						
Peavey, F. H.	200,000						
Penobscot	250,000	346,646			102,414		449,060
Pansy	200,000	194,169					194,169
Rhodes, J. W.	240,000	241,612					241,612
Robbins, F. L.	210,000			243,783			243,783
Rees, W. O.	210,000	650,566	116,392	2,623	49,200		818,781
Russell, G. L.	280,000						
Sacramento					35,267		35,267
Saxona	230,000	235,338					235,338
Steel King	230,000						
Sills, H. S.	250,000	232,001					232,001
Sinaloa	250,000						
Smith, H. W.	250,000	437,401					437,401
Smith, M. C.	250,000						

No. 28.—STATEMENT showing List of Canadian and American Vessels with capacity of same, and quantity, &c.—*Concluded.*

American Vessels	Capacity	Quantity Carried.					
		Wheat.	Oats.	Barley.	Flax.	Screenings	Total.
	Bush.	Bush.	Bush.	Bush.	Bush.	Bush.	Bush.
American Vessels—*Con.*							
Smith, H. B.	350,000						
Shnughnessy	295,000	276,405					276,405
Sullivan	340,000	332,663					332,663
Senolo	180,000	172,768			59,492		232,260
Stanton, J. L.	310,000	300,859					300,859
Smith, L. C.	310,000	321,904					321,904
Sierra	250,000						
Senator	220,000	151,813		50,000			201,813
Sahara	300,000						
Squnders, E. W.	220,000						
Sultana	200,000	173,750					173,750
Sonoma	250,000	296,309	170,001	56,728			523,038
Stanton, Jno.	330,000						
Stadacona	330,000	460,350	247,392	56,490		134,758	898,990
Squires, F. B.	240,000						
Tomlinson, G. A.	330,000	310,333					310,333
Taylor, Moses.	230,000	221,028					221,028
Thompson, A. W.	310,000	619,140					619,140
Truesdale, W. H.	250,000	487,319					487,319
Umbria	230,000	233,935					233,935
Upsin, A. S.	220,000	128,552			70,760		199,312
Upsin, S.	310,000	311,574					311,574
Unganda	120,000						
Wisconsin	275,000	452,235					452,235
Woodrofe, L.	230,000	472,500			239,000		711,500
Western Star	250,000	471,736					471,736
Wells, F. B.	265,000						
Weeks, J. L.	250,000	225,923					225,923
Walker, P. G.	235,000	188,247	80,001				268,248
Walsh, J. P.	295,000	288,000					288,000
Wallace, J. C.	250,000	347,654					347,654
Wainwright	250,000	240,317					240,317
Ward, Anna	330,000	330,662					330,662
Wilson, Thos. Captain	250,000	1,039,365	160,001				1,199,366
Yates, Harry	340,000	330,000					330,000
Yale	200,000	177,266					177,266
Zuma	100,000	130,938				76,733	207,671
Zimmerman, A.	300,000	889,622					889,622
Totals (No. 126)	30,147,000	32,548,065	1,191,348	788,615	621,119	453,804	35,602,951

RECAPITULATION.

Canadian vessels (No. 83)	8,952,000						
To Canadian Ports		36,378,542	20,286,859	1,311,921	598,379	Rye 3,964	58,579,665
To Foreign Ports		1,258,479		195,000			1,453,479
Foreign Vessels (No. 126)	30,147,000						
To Foreign Ports		32,548,065	1,191,348	788,615	621,119	453,804	35,602,951
Totals	39,099,000	70,185,086	21,478,207	2,295,536	1,219,498	Rye 3,964 453,804	95,636,095

Average Capacity—

Canadian Vessels, Season of Navigation ..... 99,466 Bushels
Foreign Vessels " " ..... 239,262 "

No. 29.—Reputed Acreage under Crop in the Provinces of Manitoba, Saskatchewan and Alberta, for the Years 1900, 1901, 1902, 1903, 1904, 1905, 1906, 1907, 1908, 1909, 1910 and 1911.

Crops of	Wheat—Acres.				Oats—Acres.				Barley—Acres.			
	Manitoba.	Northwest Territories		Totals.	Manitoba.	Northwest Territories.		Totals.	Manitoba.	Northwest Territories.		Totals.
		Saskatchewan.	Alberta.			Saskatchewan.	Alberta.			Saskatchewan.	Alberta.	
1900	1,457,396	412,864		1,870,260	429,108	175,439		604,547	155,111	17,044		172,155
1901	2,011,835	504,697		2,516,532	689,951	229,439		919,390	191,009	24,702		215,711
1902	2,039,940	625,758		2,665,698	725,060	310,367		1,035,427	329,990	36,445		366,435
1903	2,442,873	837,234		3,280,107	855,431	440,662		1,296,093	326,537	69,667		396,204
1904	2,369,118	965,549		3,334,667	943,574	523,634		1,467,208	361,004	86,154		47,158
1905	2,643,588	1,130,084	107,527	3,881,199	1,031,239	449,936	242,801	1,723,976	432,298	32,946	64,530	49,774
1906	3,141,537	1,730,586	177,127	5,049,250	1,155,961	639,893	335,728	2,131,582	474,242	53,565	73,588	5201,395
1907	2,789,553	2,047,724	207,900	5,045,177	1,213,596	801,810	307,093	2,322,499	649,570	79,339	54,698	683,607
1908	2,850,640	3,703,563	258,817	6,813,020	1,216,632	1,772,976	400,702	3,390,310	658,441	229,574	73,086	761,101
1909	2,642,111	4,085,000	330,000	7,057,111	1,373,683	2,240,000	500,000	4,113,683	601,008	244,000	100,000	9945,008
1910	2,962,187	4,664,834	592,960	8,219,981	1,486,436	2,082,607	492,589	4,061,632	624,644	234,394	90,901	949,939
1911	3,339,072	5,232,248	.....	.....	1,628,562	2,192,806	.....	.....	759,977	244,993	.....	.....

	Flax—Acres.				Total Acreage.			
1900	10,000	.....		10,000	2,051,615	605,347		2,656,962
1901	20,979	.....		20,979	2,913,774	758,838		3,672,612
1902	41,200	17,067		58,267	3,136,190	989,637		4,125,827
1903	55,900	32,431		88,331	3,680,741	1,379,994		5,060,735
1904	35,428	16,264		51,692	3,752,241	1,591,601		5,343,842
1905	24,770	25,315	581	50,666	4,131,895	1,638,281	415,439	6,185,615
1906	18,790	76,005	3,647	98,442	4,790,530	2,500,049	590,090	7,880,669
1907	25,915	128,528	†7,230	161,673	4,678,634	3,057,401	576,921	8,312,956
1908	50,187	264,728	8,046	322,961	4,775,900	5,970,841	740,657	11,487,392
1909	‡25,096	319,100	*11,200	355,396	4,641,898	6,888,100	941,200	12,471,198
1910	Rye 6,361 Peas 2,247 41,002	396,230	Rye 1,522 15,271	462,633	5,122,877	7,378,065	1,193,243	13,694,185
1911	85,836 Rye 6,167	932,408	.....	.....	5,821,864	8,602,455	.....	.....

Note.—Previous to 1905, the provinces of Saskatchewan and Alberta were grouped as the Northwest Territories.
†591 and 151 acres of this is rye and speltz, respectively.
*1,000 and 500 acres of this is rye and speltz, respectively, Alberta.
‡3,007 and 1,454 acres of this is rye and peas, respectively, Manitoba.

No. 30.—STATEMENT showing the estimated average yield per acre of the various grains grown in the Provinces of Manitoba, Saskatchewan and Alberta, for the years 1898 to 1911.

Years.	Manitoba.	Yield per Acre.—Wheat.			Yield per Acre.—Oats.			Yield per Acre.—Barley.			Yield per Acre.—Flax.		
		Saskatchewan.	Alberta.		Manitoba.	Saskatchewan.	Alberta.	Manitoba.	Saskatchewan.	Alberta.	Manitoba.	Saskatchewan.	Alberta.
			Spring.	Winter.									
1898	17.41	17.30	25.27	.....	35.02	23.95	44.50	29.17	21.81	32.00	14.00	.....	.....
1899	17.13	18.49	23.74	.....	38.30	30.17	42.16	29.40	20.97	26.80	14.00	.....	.....
1900	8.9	9.	19.22	.....	20.5	16.68	33.82	18.9	18.16	25.37	8.4	.....	.....
1901	25.1	25.41	24.58	.....	40.3	44.76	40.68	34.2	31.48	32.81	12.7	.....	.....
1902	26.	22.57	18.86	.....	47.5	30.93	31.74	35.9	20.91	21.31	13.7	9.80	12.0
1903	16.42	19.44	18.65	23.95	38.62	32.71	31.95	26.66	24.94	25.51	10.5	9.02	9.34
1904	16.52	17.51	16.58	18.33	38.8	31.04.	31.01	30.54	24.27	26.12	13.1	10.45	13.63
1905	21.07	23.09	21.46	21.41	42.6	42.70	39.18	32.5	27.11	27.36	13.2	15.73	14.34
1906	19.49	21.40	23.07	21.11	43.85	37.45	39.12	36.96	24.57	29.32	14.6	9.35	10.65
1907	14.22	13.52	18.25	20.66	34.8	29.09	30.11	25.7	17.02	19.78	12.25	10.62	7.87
1908	17.28	13.68	18 81	29.47	36.8	27.29	36.93	27.54	17.28	25.03	11.8	9.78	7.96
1909	17.33	22.1	25.	25.	37.1	47.1	40.	27.31	32.1	25.	12.20	13.9	8¼.
1910	13.47	15.58	12.61	15.48	28.7	30.40	24.64	20.75	21.58	20.78	9.97	7.68	3.02
1911	18.29	18.50	.....	.....	45.3	45.0	.....	31.5	28.0	.....	14.00	11.13	.....

No. 31—Estimated Acreage under Crop in the Provinces of Ontario, Quebec, New Brunswick, Nova Scotia and Prince Edward Island, for the undermentioned years

Years.	Wheat—Acres.						Oats—Acres.					
	Ontario.	Quebec.	New Brunswick.	Nova Scotia.	Prince Edward Island.	Total.	Ontario.	Quebec.	New Brunswick.	Nova Scotia.	Prince Edward Island.	Total.
1900	1,445,545	.....	26,867	.....	.....	1,472,412	2,398,834	.....	178,992	.....	.....	2,577,826
1901	1,269,635	133,764	26,010	16,327	.....	1,445,736	2,408,464	1,349,384	184,114	90,924	.....	4,032,886
1902	1,051,707	.....	22,602	.....	.....	1,074,309	2,500,758	.....	171,913	.....	.....	2,672,671
1903	913,546	.....	21,544	.....	.....	935,090	2,638,665	.....	176,909	.....	.....	2,815,574
1904	833,485	.....	20,410	.....	.....	853,895	2,654,936	.....	178,074	.....	.....	2,833,010
1905	986,329	.....	20,684	.....	.....	1,007,013	2,668,416	.....	187,146	.....	.....	2,855,562
1906	959,032	.....	20,824	.....	.....	979,856	2,716,711	.....	194,647	.....	.....	2,911,358
1907	820,678	107,698	20,601	20,419	35,847	1,005,243	2,932,509	1,483,163	194,211	128,779	174,930	4,913,592
1908	821,766	105,500	17,579	20,600	27,600	993,045	2,774,259	1,542,500	191,865	135,000	150,100	4,793,724
1909	798,536	100,500	14,447	20,600	26,100	960,183	2,695,585	1,574,100	194,815	138,000	184,000	4,786,500
1910	872,792	99,400	13,988	21,630	.....	1,007,810	2,757,933	1,649,600	196,795	144,900	.....	4,749,228
1911	971,203	71,086	13,226	9,917	.....	1,065,432	2,699,230	1,430,677	198,120	84,499	.....	4,412,526

Years.	Barley—Acres.						Peas—Acres.					
	Ontario.	Quebec.	New Brunswick.	Nova Scotia.	Prince Edward Island.	Total.	Ontario.	Quebec.	New Brunswick.	Nova Scotia.	Prince Edward Island.	Total.
1900	557,810	.....	5,053	.....	.....	562,863	661,592	.....	.....	.....	.....	661,592
1901	637,201	104,017	4,396	7,679	.....	753,293	602,724	77,960	.....	148	.....	680,832
1902	661,622	.....	4,235	.....	.....	665,857	532,639	.....	.....	.....	.....	532,639
1903	709,839	.....	4,113	.....	.....	713,952	407,133	.....	.....	.....	.....	407,133
1904	772,434	.....	3,906	.....	.....	776,340	339,260	.....	.....	.....	.....	339,260
1905	772,633	.....	4,104	.....	.....	776,737	374,518	.....	.....	.....	.....	374,518
1906	756,163	.....	4,277	.....	.....	760,440	410,356	.....	.....	.....	.....	410,356
1907	766,891	112,979	4,094	10,234	5,497	899,695	340,977	55,817	.....	1,635	636	399,065
1908	734,029	109,600	3,416	9,700	5,900	862,645	396,642	51,900	.....	1,500	600	450,642
1909	695,262	108,400	10,600	.....	5,900	820,162	381,609	46,400	.....	1,500	600	430,109
1910	626,144	104,000	.....	10,900	.....	741,044	403,414	44,000	.....	11,500	.....	458,914
1911	616,977	106,010	.....	6,361	.....	729,348	304,491	33,048	.....	195	.....	337,734

No. 31.—Estimated Acreage under Crop in the Provinces of Ontario, Quebec, New Brunswick, Nova Scotia and Prince Edward Island, for the undermentioned years.—*Concluded.*

Years.	Rye—Acres.						Corn—Acres.					
	Ontario.	Quebec.	New Brunswick.	Nova Scotia.	Prince Edward Island.	Total.	Ontario.	Quebec.	New Brunswick.	Nova Scotia.	Prince Edward Island.	Total.
1900	142,213	.....	.....	.....	.....	142,213	330,772	.....	.....	.....	.....	330,772
1901	158,236	19,530	.....	1,015	.....	178,781	323,923	.....	55,815	1,757	.....	381,495
1902	189,318	.....	.....	.....	.....	189,318	371,959	.....	.....	.....	.....	371,959
1903	179,277	.....	.....	.....	.....	179,277	378,924	.....	.....	.....	.....	378,924
1904	130,702	.....	.....	.....	.....	130,702	339,882	.....	.....	.....	.....	339,882
1905	101,292	.....	.....	.....	.....	101,292	295,005	.....	.....	.....	.....	295,005
1906	79,870	.....	.....	.....	.....	79,870	470,252	.....	.....	.....	.....	470,252
1907	69,745	22,005	.....	845	49	92,644	544,288	.....	.....	2,055	1,016	547,359
1908	87,908	20,200	.....	.....	.....	108,108	533,443	33,600	.....	.....	.....	567,043
1909	94,661	19,000	.....	.....	.....	113,661	322,789	32,200	.....	.....	.....	354,989
1910	95,397	17,700	.....	.....	.....	113,097	320,519	29,099	.....	.....	.....	349,618
1911	98,652	20,410	.....	963	.....	120,055	308,350	25,273	.....	.....	.....	333,623

Years.	Buckwheat—Acres.						Total—Acres.					
	Ontario.	Quebec.	New Brunswick.	Nova Scotia.	Prince Edward Island.	Total.	Ontario.	Quebec.	New Brunswick.	Nova Scotia.	Prince Edward Island.	Total.
1900	102,570	.....	69,165	.....	.....	171,735	5,659,336	.....	280,077	.....	.....	5,939,413
1901	88,266	102,602	70,114	9,345	.....	270,327	5,488,449	1,843,072	284,634	127,195	.....	7,743,350
1902	93,324	.....	63,022	.....	.....	156,346	5,308,003	.....	261,772	.....	.....	5,569,775
1903	95,487	.....	61,495	.....	.....	156,982	5,322,871	.....	264,061	.....	.....	5,586,932
1904	100,608	.....	61,574	.....	.....	162,182	5,161,307	.....	263,964	.....	.....	5,425,271
1905	101,591	.....	60,565	.....	.....	162,156	5,198,193	.....	272,499	.....	.....	5,470,692
1906	106,444	.....	57,588	.....	.....	164,032	5,498,828	.....	277,336	.....	.....	5,776,164
1907	113,039	1,248	58,262	18,657	4,294	195,500	5,588,127	1,782,910	277,168	182,624	222,269	8,053,098
1908	140,605	91,400	58,444	18,000	3,900	312,349	5,488,652	1,954,700	271,304	184,800	188,100	8,087,556
1909	176,630	70,600	56,735	18,000	3,840	325,805	5,165,072	1,951,200	265,997	188,700	220,400	7,791,369
1910	194,913	69,456	56,305	18,000	.....	338,674	5,271,112	2,013,255	267,088	206,930	.....	7,758,385
1911	189,039	110,609	55,979	7,904	.....	363,531	5,187,942	1,797,143	267,325	109,839	.....	7,362,249

No. 32.—STATEMENT showing the Estimated average yield per acre, of the following various grains grown in the Provinces of Ontario, Quebec, New Brunswick, Nova Scotia and Prince Edward Island, for the years 1898 to 1911.

Years.	Wheat.						Oats.				
	Ontario.		Quebec.	New Brunswick.	Nova Scotia.	Prince Edward Island.	Ontario.	Quebec.	New Brunswick.	Nova Scotia.	Prince Edward Island.
	Fall.	Spring.									
1898	24.	17.7	.....	.....	.....	.....	36.6	.....	.....	.....	.....
1899	13.3	17.7	.....	.....	.....	.....	38.0	.....	.....	.....	.....
1900	21.9	18.4	.....	.....	.....	.....	37.4	.....	.....	.....	.....
1901	17.5	15.4	.....	.....	.....	.....	32.5	.....	.....	.....	.....
1902	27.0	20.0	.....	20.0	.....	.....	42.6	.....	30.8	.....	.....
1903	25.9	18.7	.....	21.1	.....	.....	41.6	.....	32.7	.....	.....
1904	15.1	15.4	.....	17.6	.....	.....	38.5	.....	.....	28.9	.....
1905	22.5	18.8	.....	19.6	.....	.....	39.6	.....	29.3	.....	.....
1906	23.9	19.0	.....	19.5	.....	.....	39.9	.....	29.2	.....	.....
1907	23.0	17.1	.....	19.9	.....	.....	28.5	.....	29.5	.....	.....
1908	21.2	15.5	13.50	16.6	20.0	.....	31.8	23.0	28.1	30.0	.....
1909	24.1	16.5	16.71	18.5	20.0	.....	33.5	27.0	29.1	30.0	.....
1910	26.7	19.3	18.38	19.0	25.0	.....	37.0	29.66	29.7	38.0	.....
1911	21.4	17.2	17.73	19.2	21.05	.....	31.4	26.22	30.1	29.24	.....

Years.	Barley.					Corn.				
	Ontario.	Quebec.	New Brunswick.	Nova Scotia.	Prince Edward Island.	Ontario.	Quebec.	New Brunswick.	Nova Scotia.	Prince Edward Island.
1898	28.9	.....	.....	.....	.....	70.9	.....	.....	.....	.....
1899	30.2	.....	.....	.....	.....	65.0	.....	.....	.....	.....
1900	29.3	.....	.....	.....	.....	81.9	.....	.....	.....	.....
1901	26.3	.....	.....	.....	.....	76.7	.....	.....	.....	.....
1902	33.1	.....	25.1	.....	.....	55.1	.....	.....	.....	.....
1903	34.3	.....	25.1	.....	.....	77.3	.....	.....	.....	.....
1904	31.8	.....	22.7	.....	.....	61.4	.....	.....	.....	.....
1905	31.4	.....	23.5	.....	.....	70.9	.....	.....	.....	.....
1906	33.4	.....	23.2	.....	.....	82.9	.....	.....	.....	.....
1907	28.3	.....	23.5	.....	.....	64.7	.....	.....	.....	.....
1908	28.5	19.80	22.2	23.0	.....	78.8	33.50	.....	.....	.....
1909	27.0	24.02	.....	23.0	.....	70.1	32.50	.....	.....	.....
1910	30.5	24.49	.....	29.0	.....	77.7	29.54	.....	.....	.....
1911	26.3	22.76	.....	25.77	.....	71.1	30.32	.....	.....	.....

No. 32.—Statement showing the Estimated average yield per acre of the various grains grown in the Provinces of Ontario, Quebec, New Brunswick, Nova Scotia and Prince Edward Island, for the Years 1908 to 1910.—*Concluded.*

Years.	Rye.					Peas.				
	Ontario.	Quebec.	New Brunswick.	Nova Scotia.	Prince Edward Island.	Ontario.	Quebec.	New Brunswick.	Nova Scotia.	Prince Edward. Island.
1898	16·2	.....	.....	.....	.....	15·6	.....	.....	.....	.....
1899	16·6	.....	.....	.....	.....	20·4	.....	.....	.....	.....
1900	16·6	.....	.....	.....	.....	21·2	.....	.....	.....	.....
1901	16·1	.....	.....	.....	.....	16·7	.....	.....	.....	.....
1902	18.15	.....	.....	.....	.....	14·4	.....	.....	.....	.....
1903	16·6	.....	.....	.....	.....	21·9	.....	.....	.....	.....
1904	15·3	.....	.....	.....	.....	19·5	.....	.....	.....	.....
1905	16·9	.....	.....	.....	.....	19·0	.....	.....	.....	.....
1906	16·6	.....	.....	.....	.....	18·0	.....	.....	.....	.....
1907	15·5	.....	.....	.....	.....	21·6	.....	.....	.....	.....
1908	16·5	16·10	.....	.....	.....	18·7	13·00	.....	19·00	.....
1909	16·6	17·60	.....	.....	.....	20·0	16·20	.....	24·00	.....
1910	17·0	17·40	.....	.....	.....	14·9	16·57	.....	21·00	.....
1911	15·8	15·72	.....	16·00	.....	14·7	15·91	.....	22·40	.....

Years.	Buckwheat.									
	Ontario.	Quebec.	New Brunswick.	Nova Scotia.	Prince Edward Island.	Ontario.	Quebec.	New Brunswick.	Nova Scotia.	Prince Edward Island.
1898	15·8	.....	.....	.....	.....	.....	.....	.....	.....	.....
1899	16·7	.....	.....	.....	.....	.....	.....	.....	.....	.....
1900	18·3	.....	.....	.....	.....	.....	.....	.....	.....	.....
1901	19·9	.....	.....	.....	.....	.....	.....	.....	.....	.....
1902	20·5	.....	23·8	.....	.....	.....	.....	.....	.....	.....
1903	21·5	.....	23·1	.....	.....	.....	.....	.....	.....	.....
1904	20·5	.....	20·4	.....	.....	.....	.....	.....	.....	.....
1905	21·7	.....	19·1	.....	.....	.....	.....	.....	.....	.....
1906	16·8	.....	20·4	.....	.....	.....	.....	.....	.....	.....
1907	22·5	.....	24·9	.....	.....	.....	.....	.....	.....	.....
1908	23·6	23·10	23·4	31·	.....	.....	.....	.....	.....	.....
1909	24·2	28·08	24·7	26·	.....	.....	.....	.....	.....	.....
1910	24·1	26·65	24·6	27·	.....	.....	.....	.....	.....	.....
1911	20·4	22·57	20·9	21·81	.....	.....	.....	.....	.....	.....

No. 33.—Estimated Grain Production in Canada.

Note.—Fall; S.—Spring; W.—Winter.

Province.	Wheat.	Oats.	Barley.	Flax.	Rye.	Pease.	Buckwheat.	Totals.
1900.	Bush.	Bush.	Bush.	Bush.	Bush.	Bush.	Bush.	Bush.
Ontario	F. 23,369,737 S. 6,940,333	89,693,327	16,909,751	.....	2,357,635	14,058,198	1,874,261	155,203,242
New Brunswick	504,301	5,281,690	120,222	.....	.....	.....	1,527,610	7,433,823
Manitoba	13,025,252	8,814,312	2,939,477	164,313	25,792	9,048	.....	24,978,194
N. W. Territories	4,028,294	4,226,152	353,216	.....	.....	.....	.....	8,607,662
Totals	47,867,917	108,015,481	20,322,666	164,313	2,383,427	14,067,246	3,401,871	196,222,921
1901.								
Ontario	F. 16,017,029 S. 5,498,751	78,334,490	16,761,076	.....	2,547,313	10,089,173	1,757,071	131,004,903
New Brunswick	478,886	4,944,992	99,540	.....	.....	.....	.....	5,523,418
Manitoba	50,011,835	27,796,588	6,536,155	266,420	62,261	16,349	.....	84,689,608
N. W. Territories	12,808,447	11,113,066	795,100	195,100	.....	.....	.....	24,911,713
Totals	84,814,948	122,189,136	24,191,871	461,520	2,609,574	10,105,522	1,757,071	246,129,642
1902.								
Ontario	F. 20,233,669 S. 6,048,024	106,431,439	21,890,602	.....	3,509,332	7,664,679	1,911,683	167,689,428
New Brunswick	453,640	5,313,349	106,701	.....	.....	.....	1,501,731	7,375,421
Manitoba	53,077,267	34,478,160	11,848,422	564,440	49,900	34,151	.....	100,052,343
N. W. Territories	13,956,850	10,661,295	870,417	170,670	.....	.....	.....	25,659,232
Totals	93,769,450	156,884,243	34,716,142	735,110	3,559,232	7,698,833	3,413,414	300,776,424
1903.								
Ontario	F. 17,242,763 S. 4,650,707	110,228,103	24,378,817	.....	2,970,768	8,924,650	2,049,169	170,444,977
New Brunswick	456,235	5,791,607	105,117	.....	.....	.....	1,424,728	7,777,687
Manitoba	40,116,348	33,035,744	8,707,252	586,950	88,182	41,483	.....	82,575,959
N. W. Territories	16,029,149	14,179,705	1,842,284	292,852	.....	.....	.....	32,343,990
Totals	78,495,202	163,235,159	35,033,470	879,802	3,058,950	8,966,133	3,473,897	293,142,613

No. 33.—Estimated Grain Production in Canada.—*Continued.*

Note.—F.—Fall; S.—Spring; W.—Winter.

Province.	Wheat.	Oats.	Barley.	Flax.	Rye.	Pease.	Buckwheat	Totals.
	Bush.	Bush.	Bush.	Bush.	Bush.	Bush.	Bush.	Bush.
1904.								
Ontario	F. 9,160,623 S. 3,471,103	102,173,443	24,567,825	.....	2,001,826	6,629,866	2,066,234	150,070,920
New Brunswick	359,545	5,153,262	88,772	.....	.....	.....	1,262,050	6,863,629
Manitoba	39,162,458	36,289,979	11,177,970	464,106	125,860	.....	.....	87,220,373
N. W. Territories	16,875,537	16,365,846	2,206,577	171,437	.....	.....	.....	35,619,397
Totals	69,029,266	159,982,530	38,041,144	635,543	2,127,686	6,629,866	3,328,284	279,774,319
1905.								
Ontario	F. 17,933,961 S. 3,582,627	105,563,272	24,265,394	.....	1,714,951	7,100,021	2,199,652	162,360,178
New Brunswick	404,897	5,486,528	96,809	.....	.....	.....	1,157,237	7,145,471
Manitoba	55,761,416	45,484,025	14,064,175	326,964	173,075	53,706	.....	115,863,364
Saskatchewan	26,107,286	19,213,055	893,396	398,399	.....	.....	.....	46,612,136
Alberta	2,306,524	9,514,180	1,773,914	8,337	.....	.....	.....	13,602,955
Totals	106,096,711	185,261,360	41,093,688	733,700	1,888,026	7,153,727	3,356,889	345,584,101
1906.								
Ontario	F. 18,841,774 S. 3,267,000	108,341,455	25,253,011	*23,988,682	1,327,582	7,388,987	1,792,903	190,201,394
New Brunswick	406,853	5,695,580	99,355	.....	.....	.....	1,179,998	7,381,786
Nova Scotia	200,002	2,100,000	150,000	.....	14,000	.....	.....	2,464,000
Manitoba	61,250,413	50,692,977	17,532,553	274,330	100,680	67,301	.....	129,918,254
Saskatchewan	37,040,098	23,965,528	1,316,415	710,689	.....	†19,480	.....	63,052,210
Alberta	W. 1,301,359 S. 2,664,661	13,136,913	2,157,957	38,491	22,462	†11,423	.....	19,333,266
British Columbia	533,333	1,529,411	625,000	.....	.....	.....	.....	2,687,744
Totals	125,505,491	205,461,864	47,134,291	*23,988,682 1,023,510	1,464,724	†30,903 7,456,288	2,972,901	415,038,654
1907.								
Ontario	F. 15,545,491 2,473,651	83,524,301	21,718,332	*22,247,931	1,081,706	7,365,036	2,516,468	156,502,916
New Brunswick	410,714	5,748,131	96,558	.....	.....	.....	1,451,911	7,707,317
Nova Scotia	336,318	4,105,580	283,646	.....	14,088	.....	.....	4,739,632

Quebec	F.	47,563	41,327,762	2,885,347	.....	340,000	1,017,223	2,811,810	50,121,869
	S.	1,692,164							
Prince Edward Island		582,450	6,313,872	172,371	.....	939	9,088	141,194	7,219,914
Totals, Eastern Provinces		21,088,351	141,019,649	25,156,254	*22,247,931	1,436,733	8,391,347	6,951,383	226,291,648
Manitoba		39,688,266	42,140,745	16,752,724	317,347	83,682	27,521	.....	99,010,285
Saskatchewan		27,691,601	23,324,903	1,350,265	1,364,716	.....	.....	.....	53,731,485
Alberta	W.	1,932,925	9,247,914	1,082,460	50,002	10,595	†3,346	.....	14,588,852
	S.	2,261,610							
British Columbia		442,000	1,730,000	88,560	.....	21,600	.....	.....	2,282,160
Totals, Western Provinces		72,016,402	76,443,562	19,274,009	1,732,065	115,877	†3,346 27,521	....	169,612,782
Grand Totals		93,104,753	217,463,211	44,430,263	*22,247,931 1,732,065	1,552,610	†3,346 8,418,868	6,951,383	395,904,430
1908.									
Ontario	F.	16,430,476	96,626,419	20,888,569	*23,601,122	1,453,616	7,401,336	3,323,688	171,922,922
	S.	2,197,716							
New Brunswick		292,491	5,396,273	75,915	.....	.....	.....	1,372,072	7,136,751
Nova Scotia		412,000	4,050,000	223,100	.....	.....	28,500	558,000	5,271,600
Quebec		1,424,000	35,478,000	2,170,000	*1,126,000	325,000	675,000	2,111,000	43,309,000
Prince Edward Island		425,000	6,124,000	248,000	.....	.....	14,000	129,000	6,940,000
Totals, Eastern Provinces		21,181,683	147,674,692	23,605,584	24,727,122*	1,778,616	8,118,836	7,493,740	234,580,273
Manitoba		49,252,539	44,686,043	18,135,757	502,206	334,609	147,033	.....	113,058,187
Saskatchewan		50,654,629	48,379,838	3,965,724	2,589,352	55,008	.....	†90,713	105,735,264
Alberta	S.	4,001,503	15,922,974	1,949,164	73,762	22,625	.....	†9,697	25,073,147
	W.	3,093,422							
British Columbia		464,100	1,816,500	93,000	.....	22,700	.....	.....	2,396,300
Totals, Western Provinces		107,466,193	110,805,355	24,143,645	3,165,320	434,942	147,033	†100,410	246,262,898
Grand Totals		128,647,876	258,480,047	47,749,229	*24,727,122 3,165,320	2,213,558	8,265,869	†100,410 7,493,740	480,843,171
1909.									
Ontario	F.	15,967,653	90,235,579	18,776,777	*22,619,690	1,573,921	7,613,656	4,280,790	163,291,633
	S.	2,223,567							
New Brunswick		268,079	5,682,338	70,000	.....	.....	.....	1,405,775	7,426,192
Nova Scotia		412,000	4,140,000	243,800	.....	.....	36,000	468,000	5,299,800
Quebec		1,679,000	42,501,000	2,604,000	*1,047,000	335,000	752,000	1,982,000	50,900,000
Prince Edward Island		537,000	7,246,000	275,000	.....	.....	19,000	130,000	8,207,000
Totals, Eastern Provinces		21,087,299	149,804,917	21,969,577	*23,666,690	1,908,921	8,420,656	8,266,565	235,124,625

No. 33.—Estimated Grain Production in Canada.—*Concluded.*

Note.—F.—Fall; S.—Spring; W.—Winter.

Province.	Wheat.	Oats.	Barley.	Flax.	Rye.	Pease.	Buckwheat.	Totals.
	Bush.	Bush.	Bush.	Bush.	Bush.	Bush.	Bush.	Bush.
1909—*Concluded.*								
Manitoba	45,774,707	50,983,056	16,116,634	253,636	50,891	25,527	.....	113,504,451
Saskatchewan	90,215,000	105,465,000	7,833,000	4,448,700	.....	.....	.....	207,961,700
Alberta	S. 6,250,000 / W. 2,000,000	20,000,000	2,500,000	82,450	18,000	11,500	.....	30,861,950
British Columbia	460,524	2,162,350	91,474	.....	.....	.....	.....	2,714,318
Totals, Western Provinces	144,700,231	178,610,406	26,841,108	4,784,786	68,891	37,027	.....	355,042,449
Grand Totals	165,787,530	328,415,323	48,810,685	4,784,786 *23,666,690	1,977,812	8,457,683	8,266,565	590,167,074
1910.								
Ontario	F. 19,837,172 / S. 2,489,833	102,084,924	19,103,107	*24,900,386	1,620,333	6,016,003	4,693,881	180,745,639
New Brunswick	265,848	5,847,877	.....	.....	.....	.....	1,390,717	7,504,442
Nova Scotia	534,255	5,550,200	316,000	.....	.....	31,500	486,000	6,917,955
Quebec	1,827,000	48,927,000	2,547,000	*860,000	308,000	729,000	1,851,000	57,049,000
Prince Edward Island	550,000	6,250,000	225,000	.....	.....	12,000	115,000	7,152,000
Totals, Eastern Provinces	25,504,108	168,660,001	22,191,107	*25,760,386	1,928,333	6,788,503	8,536,598	259,369,036
Manitoba	39,916,391	42,647,766	12,960,038	410,928	100,388	33,004	.....	96,068,515
Saskatchewan	72,666,399	63,315,295	5,859,018	3,044,138	.....	.....	.....	144,884,850
Alberta	S. 5,697,956	.....	.....	.....	.....	.....	.....	.....
"	W. 2,206,564	12,158,530	1,889,509	46,155	28,306	.....	.....	22,027,020
Totals, Western Provinces	120,487,310	118,121,591	20,708,565	3,501,221	128,694	33,004	.....	262,980,385
Grand Totals	145,991,418	286,781,592	42,899,672	29,261,607	6,821,507	6,821,507	8,356,598	522,459,421
1911.								
Ontario	F. 17,926,586 / S. 2,295,534	84,829,232	16,248,129	*21,913,290	1,562,971	4,462,182	3,852,231	153,090,155
New Brunswick	254,771	5,970,435	.....	.....	.....	.....	1,173,147	7,398,353
Nova Scotia	208,800	2,471,000	164,000	.....	15,400	4,600	172,400	3,036,200

Quebec	1,260,000	37,512,000	2,413,000	*766,000	321,000	526,000	2,496,000	45,294,000
Prince Edward Island	500,000	4,650,000	175,000	.....	.....	10,000	110,000	5,445,000
Total, Eastern Provinces	22,445,691	135,432,667	19,000,129	22,679,290	1,899,371	5,002,782	7,803,778	214,263,708
Manitoba	S. 60,842,636 F. 216,150	73,786,683	23,999,239	1,205,727	136,067	45,985	.....	160,232,487
Saskatchewan	96,796,588	98,676,270	6,859,804	10,377,701	.....	.....	.....	212,710,363
Alberta	.....	.....	.....	.....	.....	.....	.....	.....
British Columbia	381,876	1,904,333	79,213	40	4,990	.....	.....	2,370,482
Total Western Provinces	.....	.....	.....	.....	.....	.....	.....	.....
Grand Totals	.....	.....	.....	.....	.....	.....	.....	.....

*Corn. †Spelt(z.

NOTE.—These are the figures compiled by the various provinces.

No. 34.—World's Wheat Production.

Country	1906.	1907.	1908.	1909.	1910.	1911.
	Bushels.	Bushels,	Bushels.	Bushels.	Bushels.	Bushels.
North America—						
United States	735,261,000	634,087,000 (1)	664,602,000	737,189,000 (2)	695,443,000 (1)	621,338,000
Canada	128,000,000	92,662,753	128,647,876 (2)	166,744,000 (7)	149,990,000 (6)	215,851,000
Mexico	7,000,000	10,000,000	8,000,000	9,600,000	8,000,000	8,000,000
Total, North America	870,261,000	736,749,753	801,249,876	913,533,000	853,433,000	845,189,000
South America.—						
Argentina	134,931,000	155,993,000	192,489,000 (8)	156,164,000 (10)	131,012,000 (8)	170,565,000
Chile	12,157,000	15,776,000	17,000,000	20,000,000	19,743,000	38,581,000
Uruguay	4,606,000	6,867,000	7,430,000	8,000,000	8,000,000	9,600,000
Total, South America	151,694,000	178,636,000	216,919,000	184,164,000	158,755,000	218,746,000
Europe—						
Austria-Hungary	268,675,000	185,059,000	230,624,000 (6)	187,431,000 (5)	259,272,000 (5)	251,923,000
Belgium	12,964,000	12,000,000	13,000,000	16,000,000	11,400,000	14,617,000
Bulgaria	55,076,000	30,000,000	47,072,000	42,472,000	61,126,000	72,005,000
Denmark	4,161,000	4,000,000	4,400,000	3,771,000	4,226,000	4,731,000
Finland	100,000	100,000	135,000	.....	.....	.....
France	324,919,000	369,970,000	310,526,000 (3)	359,178,000 (4)	263,922,000 (4)	320,142,000
Germany	144,754,000	127,843,000	138,442,000	138,617,000 (8)	142,509,000 (9)	150,053,000
Greece	8,000,000	8,000,000	7,000,000	6,400,000	6,400,000	6,000,000
Italy	176,464,000	177,543,000	150,792,000 (5)	189,964,000 (6)	153,339,000 (7)	192,397,000
Montenegro	200,000	200,000	200,000	.....	.....	.....
Netherlands	4,978,000	5,000,000	5,075,000	4,113,000	4,324,000	5,648,000
Norway	303,000	200,000	330,000	312,000	314,000	270,000
Portugal	9,000,000	6,000,000	5,000,000	4,000,000	4,000,000	8,000,000
Roumania	113,867,000	42,237,000	54,813,000	58,873,000	110,828,000	95,657,000
Russia—						
Russia Proper	344,765,000	455,000,000 (2)	*569,484,000 (1)	790,245,000 (1)	776,649,000 (2)	509,494,000
Poland	21,152,000					
Northern Caucasia	85,046,000					
	450,963,000					
Servia	13,211,000	8,375,000	14,000,000	15,200,000	11,600,000	15,200,000
Spain	140,656,000	100,331,000	119,870,000	144,105,000 (9)	137,449,000 (10)	148,497,000
Sweden	6,650,000	5,953,000	6,756,000	6,910,000	7,522,000	8,234,000

Switzerland	4,000,000	4,000,000	3,527,000	3,568,000	3,417,000	3,524,000
Turkey	25,000,000	16,000,000	25,000,000	32,000,000	32,000,000	32,000,000
United Kingdom	62,481,000	58,275,000	55,585,000	63,197,000	58,235,000	64,381,000
Europe	1,826,422,000	1,616,086,000	1,761,731,000	2,066,353,000	2,051,502,000	1,902,773,000
Asia—						
British India (including such native states as report)	320,288,000	315,386,000	229,092,000	(4) 283,495,000	(3) 357,109,000	(3) 370,414,000
Cyprus	2,410,000	2,000,000	2,700,000	3,200,000	3,200,000	3,200,000
Japanese Empire	20,461,000	23,132,000	22,466,000	22,296,000	23,703,000	24,820,000
Persia	16,000,000	16,000,000	16,000,000	14,000,000	13,600,000	13,600,000
Russia—						
Central Asia	11,486,000	56,000,000	.....	.....	.....	.....
Siberia	45,833,000					
Trans-Caucasia	108,000					
	57,427,000					
Turkey	35,000,000	35,000,000	35,000,000	32,000,000	32,000,000	32,000,000
Total, Asia	451,586,000	447,518,000	305,258,000	354,991,000	429,612,000	444,034,000
Africa—						
Algeria	34,080,000	31,120,000	28,000,000	34,769,000	39,375,000	36,596,000
Cape of Good Hope	2,000,000	2,000,000	2,000,000	2,800,000	2,800,000	.....
Egypt	12,000,000	12,000,000	25,000,000	12,000,000	12,000,000	37,933,000
Natal	8,000	6,000	3,000	.....	.....	.....
Soudan	542,000	500,000	500,000	.....	.....	.....
Tunis	4,409,000	6,000,000	2,838,000	6,430,000	5,512,000	8,635,000
Total, Africa	53,039,000	51,626,000	58,341,000	55,999,000	59,687,000	83,164,000
Australia	70,681,000	68,185,000	45,987,000	62,591,000	90,642,000	75,354,000
New Zealand	7,013,000	5,782,000	5,743,000	8,773,000	8,235,000	6,488,000
Total, Australaisia	77,694,000	73,967,000	51,730,000	71,364,000	98,877,000	81,842,000
Grand total	3,430,686,000	3,104,582,753	3,195,228,876	3,646,404,000	3,651,866,000	3,575,748,000

*Includes Asiatic Russia.

Canada has gone up another place as a wheat producing country putting her in sixth place.

No. 35.—World's Oat Production.

Country	1906.	1907.	1908.	1909.	1910.	1911.
	Bushels.	Bushels.	Bushels.	Bushels.	Bushels.	Bushels.
North America—						
United States	(1) 964,905,000	(2) 751,443,000	(2) 807,156,000	(2) 948,097,000	(1) 1,060,484,000	(1) 922,298,000
Canada	(6) 251,194,000	(6) 210,869,000	(5) 258,480,047	(5) 353,466,000	(5) 323,449,000	(4) 348,188,000
Mexico	17,000	17,000	17,000	.....	.....	.....
Total, North America	1,216,116,000	965,329,000	1,065,653,047	1,301,563,000	1,383,933,000	1,270,486,000
Argentina	.....	.....	.....	30,103,000	38,321,000	57,255,000
Europe—						
Austria-Hungary	(5) 251,368,000	(5) 257,172,000	(6(222,374,000	(6) 254,657,000	(6) 211,697,000	(6) 237,263,000
Belgium	45,228,000	45,000,000	44,000,000	.....	.....	38,921,000
Bulgaria	18,793,000	18,000,000	8,500,000	8,805,000	12,417,000	19,243,000
Denmark	40,179,000	40,000,000	41,000,000	47,315,000	43,390,000	47,917,000
Finland	18,000,000	18,000,000	19,000,000	.....	.....	.....
France	(4) 256,943,000	(4) 314,132,000	(4) 287,190,000	(4) 360,605,000	(4) 337,812,000	(5) 329,676,000
Germany	(3) 580,875,000	(3) 630,324,000	(3) 530,131,000	(3) 595,110,000	(3) 515,578,000	(3) 502,807,000
Greece	.....	.....	.....	.....	.....	.....
Italy	18,000,000	20,000,000	18,000,000	40,849,000	26,891,000	38,563,000
Montenegro	.....	.....	.....	.....	.....	.....
Netherlands	19,588,000	20,000,000	21,000,000	19,938,000	19,160,000	17,426,000
Norway	9,297,000	6,000,000	11,315,000	9,656,000	11,267,000	9,592,000
Portugal	.....	.....	.....	.....	.....	.....
Roumania	26,165,000	17,842,000	17,212,000	26,233,000	28,723,000	26,043,000
*Russia—						
Russia Proper	544,933,000	728,351,000	743,506,000			
Poland	66,425,000	72,573,000	66,136,000	(1)1,103,390,000	(2) 985,633,000	(2) 807,914,000
Northern Caucasia	21,933,000	19,697,000	24,860,000			
	(2) 633,291,000	(1) 820,621,000	(1) 834,502,000	.....	.....	.....
Servia	4,642,000	2,984,000	3,000,000	.....	.....	.....
Spain	45,632,000	16,998,000	28,114,000	32,289,000	27,312,000	31,867,000
Sweden	64,550,000	67,741,000	72,773,000	76,045,000	83,553,000	71,493,000
Switzerland	.....	.....	.....	.....	.....	4,565,000
Turkey	.....	.....	.....	.....	.....	.....
United Kingdom	190,024,000	198,718,000	191,362,000	205,022,000	203,992,000	182,562,000
Total, Europe	2,222,575,000	2,493,532,000	2,349,473,000	2,810,014,000	2,545,749,000	2,423,107,000

Asia—						
Cyprus	359,000	400,000	340,000	.....	.....	.....
Japan	.....	.....	.....	4,769,000	2,247,000	4,364,000
Russia—						
Central Asia	9,805,000	18,048,000	18,540,000	.....	.....	.....
Siberia	69,873,000	67,114,000	89,500,000	.....	.....	.....
Trans-Caucasia	35,000	14,000	27,000	.....	.....	.....
	79,713,000	85,176,000	108,067,000	.....	.....	.....
Total, Asia	80,072,000	85,576,000	108,047,000	4,769,000	2,247,000	4,364,000
Africa—						
Algeria	7,000,000	7,000,000	8,500,000	10,045,000	12,478,000	11,382,000
Cape Good Hope	3,000,000	3,000,000	2,596,000	.....	.....	.....
Egypt	.....	.....	.....	.....	.....	.....
Natal	7,000	8,000	5,000	.....	.....	.....
Soudan	.....	.....	.....	.....	.....	.....
Tunis	2,411,000	2,000,000	1,135,000	5,123,000	5,057,000	3,566,000
Total, Africa	12,418,000	12,008,000	12,236,000	15,168,000	17,535,000	14,948,000
Australia	10,805,000	14,041,000	9,472,000	18,631,000	.....	.....
New Zealand	13,108,000	11,555,000	15,495,000	21,687,000	.....	17,597,000
Total, Australasia	23,913,000	25,596,000	24,967,000	40,318,000	.....	17,597,000
Grand Total	3,555,094,000	3,582,041,000	3,560,736,047	4,171,835,000	3,949,464,000	3,730,502,000

*Includes Asiatic Russia.

In the world's production of oats, Canada has changed places with France, giving her fourth place instead of fifth.

No. 36.—World's Barley Production.

Country.	1906.	1907.	1908.	1909.	1910.	1911.
	Bushels.	Bushels.	Bushels.	Bushels.	Bushels.	Bushels.
North America						
United States	(2) 178,916,000	(3) 153,597,000	(3) 166,756,000	(2) 170,284,000	(2) 162,227,000	160,240,000
Canada	(8) 50,820,000	(8) 45,235,000	(8) 47,749,229	(8) 55,398,000	(9) 45,148,000	40,641,000
Mexico	7,000,000	7,000,000	7,000,000	.....	.....	.....
Total, North America	236,736,000	205,832,000	221,505,229	225,682,000	207,375,000	200,881,000
Argentina	.....	.....	.....	1,424,000	.....	.....
Europe—						
Austria-Hungary	(3) 151,805,000	(4) 146,494,000	(4) 130,665,000	(4) 154,141,000	(4) 132,948,000	150,027,000
Belgium	4,349,000	4,000,000	4,500,000	.....	.....	4,595,000
Bulgaria	12,882,000	10,000,000	8,500,000	9,323,000	15,754,000	20,326,000
Denmark	22,049,000	22,000,000	20,000,000	23,289,000	21,306,000	24,656,000
Finland	5,000,000	5,000,000	6,000,000	.....	.....	.....
France	36,538,000	45,095,000	40,585,000	47,913,000	45,820,000	50,956,000
Germany	(4) 142,901,000	(2) 160,650,000	(2) 140,539,000	(3) 160,617,000	(3) 133,389,000	115,202,000
Italy	8,000,000	8,000,000	8,000,000	10,952,000	9,483,000	10,880,000
Netherlands	3,260,000	4,000,000	4,500,000	3,321,000	3,383,000	3,664,000
Norway	3,262,000	2,500,000	3,028,000	2,731,000	2,973,000	2,682,000
Roumania	33,539,000	20,062,000	12,873,000	20,643,000	29,604,000	26,117,000
Switzerland	.....	.....	.....	473,000	459,000	454,000
*Russia—						
Russia Proper	243,619,000	277,501,000	297,454,000	.....	.....	.....
Poland	23,351,000	25,397,000	23,790,000	.....	.....	.....
Northern Caucasia	37,306,000	41,206,000	46,220,000	.....	.....	.....
	(1) 304,276,000	(1) 344,104,000	(1) 367,464,000	(1) 474,168,000	(1) 459,538,000	411,264,000
Servia	4,848,000	3,137,000	4,000,000	.....	.....	.....
Spain	(5) 91,185,000	(7) 53,598,000	(6) 69,596,000	(6) 81,579,000	(6) 76,309,000	86,793,000
Sweden	14,328,000	13,553,000	15,520,000	13,950,000	15,555,000	14,696,000
United Kingdom	(7) 69,673,000	(6) 69,258,000	(7) 63,579,000	(7) 71,817,000	(7) 67,473,000	60,127,000
Total, Europe	907,895,000	911,451,000	8,99349,000	1,076,341,000	1,013,994,000	1,012,439,000

Asia—						
British India (including such native states as report)	.....	.....	.....	.....	.....	.....
Cyprus	2,778,000	3,000,000	3,100,000	.....	.....	.....
Japanese Empire	(6) 84,017,000	(5) 90,594,000	(5) 87,965,000	(5) 87,996,000	(5) 89,665,000	95,534,000
Russia—						
Central Asia	2,614,000	4,385,000	4,345,000	.....	.....	.....
Siberia	5,136,000	4,956,000	6,103,000	.....	.....	.....
Trans-Caucasia	13,000	4,000	13,000	.....	.....	.....
	7,763,000	9,345,000	10,461,000	.....	.....	.....
Turkey	.....	.....	.....	.....	.....	.....
Total, Asia	94,558,000	102,939,000	101,526,000	.....	.....	.....
Africa—						
Algeria	35,000,000	35,000,000	35,000,000	50,008,000	48,708,000	47,766,000
Cape Good Hope	900,000	900,000	900,000	.....	.....	.....
Egypt	.....	.....	.....	.....	.....	11,711,000
Natal	5,000	5,000	5,000	.....	.....	.....
Soudan	334,000	300,000	300,000	.....	.....	.....
Tunis	7,863,000	8,000,000	4,257,000	9,186,000	6,660,000	9,415,000
Total, Africa	44,102,000	44,205,000	40,462,000	59,194,000	55,368,000	68,892,000
Australia	1,945,000	2,319,000	2,055,000	3,143,000	.....	.....
New Zealand	1,056,000	1,068,000	1,200,000	2,019,000	.....	.....
Total, Australasia	3,001,000	3,387,000	3,255,000	5,162,000	.....	.....
Grand Total	1,286,292,000	1,267,814,000	1,266,097,229	1,454,375,000	1,366,402,000	1,377,746,000

*Includes Asiatic Russia.

No. 37.—Summary of Revenue accrued for years ended June 30, 1904, 1905, 1906, 1907 (9 mos.), 1908, 1909 1910 and, 1911 from Inspection of Staples or General Inspection Branch.

—	1904.	1905.	1906.	1907.	1908.	1909.	1910.	1911.
	$ cts.	$ cts	$ cts.	$ cts.	$ cts.	$ cts.	$ cts.	$ cts.
Toronto, grain inspection and samples sold.. .	3,111 68	1,639 50	2,682 72	2,696 36	1,667 76	3,733 29	1,307 28	1,438 05
Montreal, grain in-inspection and samples sold....	4,599 20	4,838 95	3,261 65	1,865 95	2,743 30	1,961 92	1,390 08	2,430 02
Manitoba Inspection Division grain inspection and weighing, elevator, warehouse and other licenses, samples sold and vessel overtime.....	53,157 43	57,117 58	96,153 26	67,859,74	119,934 60	129,679 05	158,638 35	166,256 52
Toronto, inspection of hay.....	28 20	11 80	4 00	40 30	35 45	72 00	57 27	255 16
Peterborough, grain inspect'on and samples sold	.....	680 70	240 75	275 60	384 40	482 00	287 20	255 70
Peterborough, inspection of hay.	.....	.....	.....	.....	.....	.....	.....	2 10
Peterborough, Weighing.	.....	.....	.....	.....	.....	.....	.....	54 90
Kingston, grain inspection and samples sold....	.....	369 07	256 82	176 80	139 63	69 30	95 84	177 19
Binder twine, fines and penalties....	921 83	1,686 20	3,100 00	562 50	3,517 20	.....	.....	.....
Culling timber....	9,449 25	8,218 62	4,335 43	2,329 91	4,850 20	4,783 88	3,637 96	2,684 64
Casual revenue....	.....	.....	50 60	1 20	0 50	.....	.....	.....
Totnls.....	71,267 59	74,562 42	110,085 23	75,808 36	133,273 04	140,781 44	165,413 98	173 554 28

No. 38.—Statement showing Fees chargeable for the Inspection of Staple Articles under the Inspection and Sale Act.

Inspection of Grain.—Per car, 50 cents; in cargoes, 50 cents per 1,000 bushels; in sacks, $\frac{1}{3}$c. per cental.

Weighing of Grain.—Per car, 30 cents; in cargoes, 30 cents per 1,000 bushels.

No. 39.—Statement of Revenue and Expenditure on account of Inspection of Grain for Eastern and Western Grain Inspection Divisions, with totals for the undermentioned years.

Fiscal Year.	Revenue.			Expenditure.		
	Western. Division.	Eastern. Division.	Total.	Western. Division.	Eastern. Division.	Total.
	$ cts.	$ cts.	$ cts.	$ cts.	$ cts.	$ cts.
1900	26,080 46	.....	26,080 46	25,183 43	.....	25,183 43
1901	16,282 55	.....	16,282 55	25,773 04	.....	25,773 04
1902	56,977 46	8,969 20	65,946 66	35,989 64	10,204 13	46,193 77
1903	73,256 74	11,051 31	84,308 05	49,051 53	14,775 91	63,827 44
1904	53,157 43	7,739 08	60,896 51	51,386 52	17,695 19	69,081 71
1905	57,117 58	7,540 02	64,657 60	65,347 62	18,570 73	83,918 35
1906	96,153 26	6,445 94	102,599 20	86,456 54	18,467 08	104,923 62
1907 (9 months)	67,859 74	5,055 01	72,914 75	70,531 08	13,941 79	84,472 87
1908	119,934 60	4,970 54	124,905 14	108,046 25	18,085 04	126,131 29
1909	129,679 05	6,318 51	135,997 56	135,960 21	18,808 25	154,768 46
1910	158,638 35	3,194 94	161,833 29	161,008 05	18,947 93	179,955 98
1911	166,256 52	4,613 12	170,869 64	183,380 86	15,351 26	198,732 12

No. 40.—QUANTITY of Wheat Exported from

Fiscal Years.	Great Britain.	Australasia.	British Africa.	British West Indies.	Newfoundland.	Other British Possessions.	Total British Empire.	Belgium.
	Bush.	Bush.	Bush.	Bush.	Bush.	Bush.	Bush.	Bush.
1874	4,509,195	.....	.....	.....	.....	.....	4,509,195	66,000
1875	3,967,495	.....	.....	.....	.....	.....	3,967,495	.....
1876	4,376,740	.....	.....	.....	.....	.....	4,376,740	.....
1877	2,035,831	.....	.....	.....	8,378	.....	2,044,209	.....
1878	3,402,625	.....	.....	.....	2,395	.....	3,405,020	.....
1879	4,951,545	.....	.....	.....	890	.....	4,952,432	.....
1880	4,120,027	.....	.....	.....	.....	.....	4,120,027	55,164
1881	2,329,958	.....	.....	.....	22,000	.....	2,351,958	.....
1882	3,255,495	.....	.....	.....	.....	.....	3,255,495	28,146
1883	4,877,276	.....	.....	.....	9	.....	4,877,285	38,307
1884	689,626	.....	.....	2	.....	.....	689,628	.....
1885	1,978,201	.....	.....	.....	10	.....	1,978,211	.....
1886	3,089,706	.....	.....	.....	5	.....	3,089,711	.....
1887	5,048,084	.....	.....	45,265	15	.....	5,093,364	26,806
1888	1,377,783	.....	.....	.....	4	.....	1,377,787	.....
1889	449,686	.....	.....	.....	16	.....	449,702	4,643
1890	410,796	.....	.....	.....	3	.....	410,799	.....
1891	1,015,954	.....	.....	150	3	.....	1,016,107	.....
1892	6,810,664	.....	.....	.....	34	.....	6,810,698	5,718
1893	8,617,967	.....	.....	.....	3	.....	8,617,970	59,478
1894	9,090,310	.....	.....	.....	14	.....	9,090,324	.....
1895	8,786,798	.....	.....	.....	19	.....	8,786,817	.....
1896	9,729,368	62,965	.....	40	35	.....	9,792,408	.....
1897	7,717,292	100,805	.....	.....	15	.....	7,818,112	.....
1898	18,091,962	.....	.....	600	599	.....	18,093,161	455,688
1899	9,917,572	.....	.....	3,150	50	.....	9,920,772	176,518
1900	15,975,858	7	.....	.....	6	.....	15,975,871	438,046
1901	8,630,066	.....	.....	1,000	14	.....	8,631,080	652,530
1902	25,244,489	.....	.....	6	4	.....	25,244,499	586,861
1903	30,726,947	103,875	115,615	23	6	2,226	30,948,602	706,733
1904	16,346,793	8,001	110,306	10	20	13,104	16,478,294	267,646
1905	11,280,407	.....	8,112	.....	15	.....	11,288,534	393,549
1906	36,027,692	200	69,780	.....	.....	.....	36,097,672	352,407
1907 (9 ms.)	24,432,786	1,833	49,712	15	40	9	24,484,395	105,784
1908	43,002,541	.....	99,688	.....	11	.....	43,102,240	389,819
1909	45,891,249	.....	5,766	.....	10,035	.....	45,907,050	1,651,574
1910	46,589,228	.....	105,471	25	.....	10	46,694,734	547,346
1911	43,637,625	239	53,246	36	205	15	43,691,366	823,874

Canada by Countries, Years 1874 to 1911.

France.	Germany.	Holland.	Italy.	Mexico.	United States.	Other Foreign Countries.	Total Foreign Countries.	Grand Total.
Bush.	Bush.	Bush.	Bush.	Bush.	Bush.	Bush.	Bush.	Bush.
131,820	.....	.....	.....	.....	1,874,202	.....	2,072,022	6,581,217
.....	.....	.....	.....	.....	415,527	.....	415,527	4,383,022
.....	.....	.....	.....	.....	1,693,629	24	1,693,653	6,070,393
.....	.....	.....	.....	.....	348,946	.....	348,946	2,393,155
1	.....	.....	.....	.....	988,514	.....	988,515	4,393,535
454	.....	.....	.....	.....	1,657,835	.....	1,658,289	6,610,724
.....	3,991	.....	.....	.....	911,323	.....	970,478	5,090,505
.....	35	51,000	.....	.....	120,668	12	171,715	2,523,673
.....	.....	.....	.....	.....	561,394	.....	589,540	3,845,035
59,345	.....	.....	.....	.....	878,471	14,050	990,173	5,867,458
.....	.....	.....	.....	.....	55,898	.....	55,898	745,526
.....	17,335	.....	.....	.....	345,410	.....	362,745	2,340,956
.....	19,685	.....	.....	.....	309,772	.....	329,457	3,419,168
.....	170,048	.....	.....	.....	341,508	.....	538,362	5,631,726
.....	8,269	.....	.....	.....	777,698	.....	785,967	2,163,754
.....	.....	.....	.....	.....	36,560	.....	41,203	490,905
.....	4,752	.....	.....	.....	6,723	.....	11,475	422,274
.....	.....	.....	.....	.....	1,092,109	.....	1,092,109	2,108,216
.....	275,961	131,896	.....	.....	1,489,881	.....	1,903,456	8,714,154
.....	22,555	117,248	.....	.....	454,633	1	653,915	9,271,885
.....	7,774	7,648	.....	.....	124,619	41,843	181,884	9,272,208
.....	18,682	.....	.....	.....	20,190	.....	38,872	8,825,689
.....	11,650	.....	.....	.....	115,484	.....	127,134	9,919,542
.....	20,559	.....	.....	.....	16,603	.....	37,162	7,855,274
37,522	199,747	92,359	.....	.....	84,630	.....	869,946	18,963,107
107,288	30,773	12,000	40,617	150	17,337	15	384,698	10,305,470
143,692	92,839	11,115	100,298	.....	82,785	4	868,779	16,844,650
91,550	28,369	4,903	278,140	.....	53,186	.....	1,108,678	9,739,758
195,280	8,000	6,603	61,199	.....	15,088	.....	873,031	26,117,530
.....	237,063	101,433	99,010	.....	892,904	.....	2,037,143	32,985,745
.....	.....	21,137	.....	.....	11,262	749	300,794	16,779,028
.....	.....	.....	.....	.....	3,018,232	.....	3,411,781	14,700,315
68,836	17,182	1,050	.....	30,261	3,831,988	6	4,301,730	40,399,402
55,928	.....	.....	.....	.....	804,937	29,083	995,732	25,480,127
47,679	.....	.....	.....	.....	114,926	4	552,428	43,654,668
103,113	6,015	237,455	267,443	99,234	650,601	*214,964	3,230,399	49,137,449
223,309	72,000	270,157	.....	77,623	1,856,181	.....	3,046,616	49,741,350
63,991	167,196	225,147	.....	585,854	242,660	2,027	2,110,749	45,802,115

No. 41.—Quantity of Oats Exported from

Fiscal Years.	Great Britain.	British Africa.	British Guiana.	British West Indies.	Newfoundland	Other British Possessions.	Total British Empire.	Belgium.
	Bush.	Bush.	Bush.	Bush.	Bush.	Bush.	Bush.	Bush.
1874	788,651	.....	.....	19,999	48,933	.....	857,586	.....
1875	1,524,648	.....	.....	32,515	78,814	.....	1,635,977	.....
1876	1,984,574	.....	680	41,457	78,038	.....	2,104,749	.....
1877	2,696,703	.....	60	43,337	98,430	.....	2,838,530	.....
1878	2,181,815	.....	2,323	42,072	87,582	.....	2,313,792	.....
1879	1,909,983	.....	.....	42,402	85,433	.....	2,037,818	.....
1880	3,032,940	.....	7	77,393	100,655	.....	3,210,995	244,883
1881	2,504,331	.....	14,890	94,561	88,118	.....	2,701,900	67,626
1882	1,839,710	.....	24,317	116,489	93,106	.....	2,073,622	38,599
1883	129,117	.....	55,133	109,230	109,855	.....	403,335	.....
1884	901,069	.....	87,309	161,700	133,306	9	1,283,393	.....
1885	1,866,221	.....	24,087	122,547	135,771	.....	2,148,626	.....
1886	3,280,787	.....	48,901	141,511	113,666	.....	3,584,865	.....
1887	1,627,629	.....	41,902	150,517	127,211	.....	1,947,259	.....
1888	177,194	.....	70,772	117,864	125,344	.....	491,174	20,927
1189	2,568	.....	22,002	165,480	126,288	.....	316,338	.....
1890	454,090	.....	23,759	148,975	100,729	.....	727,553	.....
1891	16,528	.....	11,719	100,070	127,342	.....	255,659	.....
1892	5,743,720	.....	44,989	290,421	125,841	.....	6,204,971	.....
1893	6,261,258	.....	23,113	365,022	192,765	.....	6,842,158	294,936
1894	1,738,666	.....	58,501	331,067	186,292	.....	2,314,526	76,888
1895	257,253	.....	41,956	254,264	169,954	.....	723,427	.....
1896	487,252	.....	34,048	180,887	179,433	.....	881,620	.....
1897	5,409,808	.....	86,340	224,275	162,913	.....	5,883,336	269,511
1898	8,143,107	.....	45,901	160,846	144,050	.....	8,493,904	430,508
1899	8,977,646	.....	36,399	460,597	153,945	71	9,628,658	125,416
1900	6,028,704	33,934	48,733	336,238	194,053	.....	6,641,662	113,996
1901	6,611,396	25,258	25,277	410,881	182,999	.....	7,255,811	688,370
1902	3,544,674	642,810	53,233	371,254	103,370	.....	4,715,341	113,746
1903	5,623,116	372,326	62,473	441,198	238,094	124,320	6,861,527	228,504
1904	3,607,938	38,654	40,079	390,137	302,583	5	4,379,396	42,030
1905	1,617,310	3,150	41,011	207,760	242,883	145,524	2,257,638	2,655
1906	1,885,166	512	38,327	189,037	227,242	63,609	2,403,893	124,292
1907	3,853,295	3,313	41,050	205,551	223,450	50,788	4,377,447	2,352
1908	5,617,102	8,262	50,483	191,348	261,572	163,258	6,292,025	28,200
1909	2,588,995	571	12,967	134,813	259,494	54,343	3,051,183	19,983
1910	1,024,491	1,690	11,383	165,423	256,477	98,371	1,557,835	.....
1911	4,028,746	6,280	12,333	183,447	239,537	‡109,585	4,579,928	261,181

*Includes Spanish West Indies.

†207,035 Bushels to Philippines.

†279,461 Bushels to Philippines.

†55,943 Bushels to Philippines.

‡To Bermuda.

Canada by Countries, Years 1874 to 1911.

Cuba.	Danish West Indies.	France.	Germany.	Holland	Mexico.	St. Pierre.	United States.	Other Foreign Countries	Total Foreign Countries	Grand Total
Bush.	Bush.	Bush.	Bush.	Bush.	Bush.	Bush.	Bush.	Bush.	Bush.	Bush.
* 605	453	.....	.....	.....	.....	1,051	138,125	280	140,514	998,100
* 848	1,428	.....	.....	.....	.....	782	1,350,692	112	1,353,862	2,989,839
* 1,074	300	449,021	.....	.....	.....	687	88,372	30	539,484	2,644,233
2,713	.....	55,495	.....	.....	.....	1,168	72,378	.....	131,754	2,970,284
6,194	31	.....	.....	.....	.....	587	19,378	44	26,234	2,340,026
103	52	303,218	.....	.....	.....	1,402	8,940	21,757	335,472	2,373,290
499	38	778,247	.....	.....	.....	712	481,138	528	1,506,045	4,717,040
385	405	90,704	.....	.....	.....	2,149	54,707	8,656	224,632	2,926,532
1,260	.....	235,829	.....	.....	.....	940	1,796,104	600	2,073,332	4,146,954
10,383	.....	18	.....	.....	.....	1,542	607,953	822	620,718	1,024,053
9,486	.....	.....	.....	.....	.....	2,491	22,985	28,365	63,327	1,346,720
.....	.....	44,126	38,982	18,651	.....	1,068	94,971	12,578	210,376	2,359,002
88	40	215,261	106,878	.....	.....	2,697	240,159	.....	565,123	4,149,988
2,221	.....	.....	56,204	.....	.....	2,214	40,342	.....	100,981	2,048,240
760	15	25,276	.....	.....	.....	3,286	25,183	100	75,547	566,721
468	80	.....	.....	.....	.....	3,004	16,789	506	20,847	337,185
12	60	.....	.....	.....	.....	1,729	27,530	908	30,239	757,792
276	.....	.....	.....	.....	.....	2,010	2,264	360	4,910	260,569
6,966	400	.....	1,900	11,915	.....	7,221	165,947	15,009	209,358	6,414,329
* 327	6,197	.....	14,971	49,076	.....	2,761	63,300	180	431,748	7,273,906
* 75	254	60,216	181,731	110,453	.....	1,769	63,342	9,448	504,176	2,818,702
* 12,756	1,275	.....	.....	.....	.....	3,317	175,043	11,157	203,548	926,975
* 10,775	895	.....	19,435	.....	.....	2,396	45,320	7,696	86,517	968,137
* 144	1,230	.....	344,544	.....	.....	3,056	43,470	1,590	663,545	6,546,881
* 577	596	102,459	637,400	133,615	.....	2,390	65,574	9,440	1,382,559	9,876,463
* 875	998	.....	407,757	9,369	.....	2,766	129,954	7,199	684,334	10,312,992
1,350	554	.....	28,727	882	.....	3,087	137,785	1,171	287,552	6,929,214
544	.....	133,676	.....	.....	.....	9,304	63,446	3,912	899,252	8,155,063
.....	6	.....	.....	.....	.....	3,360	137,081	60,589	314,782	5,030,123
166,024	170	2,648	.....	.....	.....	4,508	120,702	209,094	731,650	7,593,177
65,471	127	.....	.....	7,901	.....	3,334	189,037	7,945	315,845	4,695,241
26,982	76	.....	.....	.....	.....	1,537	78,533	78	109,861	2,367,499
6,782	48	1,500	6,555	1,514	142	1,636	152,602	1,339	296,410	2,700,303
28,669	.....	.....	1,061	.....	2,470	1,013	125,188	1,236	161,989	4,539,436
222,936	.....	.....	4,563	.....	46,525	1,257	350,991	176,794	831,266	7,123,291
361,007	.....	.....	1,690	.....	53,569	3,828	1,554,251	† 210,099	2,204,427	5,255,610
265,239	.....	.....	.....	.....	10,681	2,354	1,285,660	† 279,961	1,843,895	3,401,730
339,054	.....	.....	.....	56,643	3,359	3,143	128,538	† 59,816	851,734	5,431,662

No. 42.—QUANTITY of Barley Exported from

Fiscal Years.	Great Britain.	British Africa.	British West Indies.	Newfoundland.	Other British Possessions.	Total British Empire.
	Bush.	Bush.	Bush.	Bush.	Bush.	Bush.
1874	24		40	3,119		3,183
1875			76	5,134		5,210
1876	22		75	3,493		3,590
1877	95,696		71	6,894		102,661
1878	764,062		1,217	3,176		768,455
1879	186,580		1,154	2,847		190,581
1880	486,806		293	6,658		493,757
1881	69,188		49	6,386		75,623
1881	6,306		8	4,881		11,195
1883	68,729		37	6,784		75,550
1884	65,238		74	7,161		72,473
1885	30,077			9,004		39,081
1886	19,153		1	6,861		26,015
1887	10,443			8,801		19,244
1888	1,687		65	7,850		9,602
1889	6,312			7,394		13,706
1890	27,132		40	8,973		36,145
1891	132,650			7,714		140,364
1892	2,439,959			1,792		2,441,751
1893	550,695		299	4,494		555,488
1894	97,971		319	5,564		103,854
1895	30,365		224	3,569		34,158
1896	45,769		12	1,019		46,800
1897	534,096		50	1,130	32	535,308
1898	308,424		51	857		309,332
1899	116,131			383		116,514
1900	1,753,135			818	447	1,754,400
1901	2,009,708	833	1,199	711	275	2,012,726
1902	345,936	1,695	25	12		347,668
1903	626,006	15,885	133	14	2,500	644,538
1904	703,166	311	3,411	384	204	707,476
1905	787,577		4	87	89	787,757
1906	790,804		58	2	48	790,912
1907	1,115,979		2		2	1,115,983
1908	1,392,783	6	10	12	66	1,392,877
1909	2,160,890		41	2	28	2,160,961
1910	1,431,922		5	115	43	1,432,085
1911	1,116,116		8	61	160	1,116,345

Canada by Countries, Years 1874 to 1911.

Belgium.	Germany.	Holland.	Italy.	Mexico.	United States.	Other Foreign Countries.	Total Foreign Countries.	Grand Total.
Bush.	Bush.	Bush.	Bush.	Bush.	Bush.	Bush.	Bush.	Bush.
.....	.....	.....	.....	.....	3,745,087	.....	3,745,087	3,748,270
.....	.....	.....	.....	.....	5,413,844	.....	5,413,844	5,419,054
.....	.....	.....	.....	.....	10,164,551	35	10,164,586	10,168,176
.....	.....	.....	.....	.....	6,243,033	3	6,243,036	6,345,697
.....	500	.....	.....	.....	6,498,444	.....	6,498,944	7,267,399
.....	.....	.....	.....	.....	5,193,324	17	5,193,341	5,383,922
13,400	.....	.....	.....	.....	6,732,403	2	6,745,805	7,239,562
.....	.....	.....	.....	.....	8,724,931	25	8,724,956	8,800,579
.....	.....	.....	.....	.....	11,577,251	.....	11,577,251	11,588,446
.....	.....	.....	.....	.....	8,741,626	40	8,741,666	8,817,216
7,160	.....	.....	.....	.....	7,700,581	48	7,707,789	7,780,262
.....	.....	.....	.....	.....	9,028,314	.....	9,028,314	9,067,395
.....	.....	.....	.....	.....	8,528,287	.....	8,528,287	8,554,302
.....	.....	.....	.....	.....	9,437,717	3	9,437,720	9,456,964
.....	.....	.....	.....	.....	9,360,521	35	9,360,556	9,370,158
.....	.....	.....	.....	.....	9,934,501	.....	9,934,501	9,948,207
.....	.....	.....	.....	.....	9,939,745	18	9,939,763	9,975,908
.....	.....	.....	.....	.....	4,751,953	10	4,751,963	4,892,327
.....	.....	39,849	.....	.....	2,721,168	.....	2,761,017	5,202,768
.....	.....	.....	.....	.....	1,431,398	53,762	1,485,160	2,040,648
.....	.....	.....	.....	.....	493,551	.....	493,551	597,405
.....	.....	.....	.....	.....	1,674,193	19	1,674,212	1,708,370
.....	6,128	.....	.....	.....	787,787	10	793,925	840,725
18,954	30,489	.....	.....	.....	1,246,343	.....	1,295,786	1,831,094
.....	50,216	.....	.....	.....	84,083	25	134,324	443,656
.....	.....	.....	.....	.....	122,374	60	122,434	238,948
202,078	27,039	.....	8,297	.....	164,468	.....	401,882	2,156,282
176,515	.....	.....	5,083	.....	190,547	1,500	373,645	2,386,371
78,961	.....	.....	13,027	.....	17,461	.....	109,449	457,117
257,926	.....	.....	7,436	.....	37,112	.....	302,474	947,012
181,172	1,250	72,513	.....	.....	86,175	9,084	350,194	1,057,670
120,990	23,975	7,375	.....	.....	101,111	.....	253,451	1,041,208
33,890	5,581	2,400	.....	.....	47,245	.....	89,116	880,028
16,699	.....	.....	.....	46,354	19,094	.....	82,147	1,198,130
276,031	.....	.....	.....	95,912	210,788	13,580	597,567	1,990,444
250,798	.....	93,420	.....	188,060	266,096	.....	798,374	2,959,335
183,752	54,380	129,858	.....	97,230	147,596	.....	612,816	2,044,901
111,288	.....	14,000	.....	217,325	86,295	.....	428,908	1,545,253

No. 43.—Quantity of Wheat Flour Exported from Canada, by Countries, Years 1874 to 1911.

Fiscal Years.	Great Britain.	Australasia.	Bermuda	British Africa.	British Guiana.	British West Indies.	Hong Kong.	Malta.
	Brls.	Brls.	Brls.	Brls.	Brls.	Brls.	Brls.	Brls.
1874	307,391					127		
1875	158,821					41		
1876	204,445					14		
1877	128,875					175		
1878	339,869				1	358		
1879	445,074					1,609		
1880	449,368					759		
1881	376,008					79		
1882	370,775					325		
1883	359,724					306		
1884	158,926					117		
1885	86,168					64		
1886	235,027					433		
1887	345,769					229		
1888	229,420					219		
1889	79,437					26		
1890	87,071					200		
1891	181,543					399		
1892	240,329	1			3,270	8,219		
1893	204,687	1			2,798	11,460		
1894	203,467				3,940	7,831		
1895	104,501				300	3,561	4,500	
1896	89,428	1,193			300	335	1,275	
1897 (9 mos.)	246,754	91,641				199	3,000	
1898	908,399	25,351			2,189	15,288	1,000	
1899	540,971	17,107			2,178	21,890	1	
1900	455,075	39,560		31,457	1,110	12,635	2	
1901	770,714	47,484		500	2,030	33,722		
1902	648,199	69,118		85,913	7,918	36,775		
1903	633,250	171,763		143,949	23,999	43,624	363	
1904	940,040	13,148		155,261	26,058	49,007	570	
1905	592,598	6,616	24,329	181,899	20,288	107,483		566
1906	943,777	6,281	6,241	119,766	14,083	76,112	725	5,146
1907	633,493	4,871	2,674	81,572	13,481	49,732	2,308	7,715
1908	1,130,617	255	7,171	208,157	29,052	78,845	8,892	5,489
1909	1,029,086	476	6,541	187,738	28,133	69,172	19,135	1,618
1910	1,877,436	991	16,502	234,259	35,569	189,685	20,768	1,782
1911	1,884,655	2,225	19,228	189,098	50,724	365,474	14,951	2,621

No. 43.—QUANTITY of Wheat Flour Exported from Canada, by Countries, Years 1874 to 1911.—*Continued.*

Fiscal Years.	New found-land.	Other British.	Total British Empire.	China.	Denmark	Holland.	Japan.	Norway and Sweden.
	Brls.	Brls.	Brls.	Brls.	Brls.	Brls.	Brls.	Brls.
1874	82,682	.....	390,200	.....	.....	.....	.....	.....
1875	99,735	.....	258,597	.....	.....	.....	.....	.....
1876	103,352	.....	307,811	.....	.....	.....	.....	.....
1877	101,782	.....	230,832	.....	.....	.....	.....	.....
1878	107,392	.....	447,620	.....	.....	.....	.....	.....
1879	103,021	.....	549,704	.....	.....	.....	.....	.....
1880	85,032	.....	535,159	.....	.....	.....	.....	.....
1881	57,806	.....	433,893	.....	.....	.....	.....	.....
1882	90,684	.....	461,784	.....	.....	.....	.....	.....
1883	118,420	.....	478,450	.....	.....	.....	.....	.....
1884	36,590	.....	195,633	.....	.....	.....	.....	.....
1885	34,023	.....	120,255	.....	.....	.....	.....	.....
1886	129,899	.....	365,359	.....	.....	.....	.....	.....
1887	165,678	.....	511,676	.....	.....	.....	.....	.....
1888	111,493	.....	341,132	.....	.....	.....	.....	.....
1889	48,687	.....	128,150	.....	.....	.....	100	.....
1890	19,335	.....	106,606	.....	.....	.....	3	.....
1891	99,438	.....	281,380	.....	.....	.....	1	.....
1892	109,239	.....	361,158	1,760	.....	2,818	690	.....
1893	176,971	.....	395,917	.....	.....	.....	.....	.....
1894	201,583	20	416,841	.....	.....	.....	128	.....
1895	96,895	.....	209,757	.....	.....	.....	1,000	.....
1896	88,430	52	181,013	.....	.....	.....	.....	.....
1897 (9 mos.)	67,938	1,300	410,832	2,420	.....	160	.....	.....
1898	283,811	250	1,236,288	5	.....	150	5	57
1899	179,103	536	761,786	.....	.....	250	.....	.....
1900	218,332	.....	758,171	.....	.....	.....	2,379	.....
1901	234,259	.....	1,088,709	1,530	168	1,728	3,035	.....
1902	218,458	39	1,066,420	.....	1,015	182	.....	.....
1903	223,210	8,651	1,248,809	708	5,142	275	611	3,203
1904	228,984	13,042	1,426,110	2,508	9,445	3,221	43,296	18,092
1905	282,860	2,132	1,218,771	.....	12,675	3,365	17,113	15,041
1906	240,040	3,361	1,415,532	1,768	8,659	22,958	20,232	17,383
1907	169,047	1,305	966,198	24,419	8,536	27,813	27,668	23,124
1908	259,491	3,379	1,731,348	112,104	9,452	9,387	31,956	18,065
1909	231,591	7,378	1,580,868	5,049	17,298	4,362	12,534	39,674
1910	313,590	4,905	2,695,487	4,451	71,703	20,593	13,985	88,773
1911	248,054	713	2,777,743	1,697	67,559	24,223	3,595	76,059

No. 43.—Quantity of Wheat Flour Exported from Canada, by Countries, Years 1874 to 1911.—*Concluded.*

Fiscal Years.	Russia.	Egypt.	St. Pierre.	United States.	Other Foreign Countries.	Total Foreign Countries.	Grand Total.
	Brls.	Brls.	Brls.	Brls.	Brls.	Brls.	Brls.
1874	.....	.....	9,951	138,845	1,321	150,117	540,317
1875	.....	.....	8,651	35,160	375	44,186	302,783
1876	.....	.....	8,479	98,057	1,157	107,693	415,504
1877	.....	.....	5,548	30,405	1,820	37,773	268,605
1878	.....	.....	5,715	21,631	1,465	28,811	476,431
1879	.....	.....	4,946	20,247	50	25,243	574,947
1880	.....	.....	1,183	8,249	.....	9,432	544,591
1881	.....	.....	905	4,758	172	5,835	439,728
1882	.....	.....	1,151	4,016	2,788	7,955	469,739
1883	.....	.....	4,342	2,820	3,434	10,596	489,046
1884	.....	.....	275	1,236	245	1,756	197,389
1885	.....	.....	744	2,736	42	3,522	123,777
1886	.....	.....	3,480	17,070	190	20,740	386,099
1887	.....	.....	2,425	4,695	2,417	8,537	520,213
1888	.....	.....	2,956	5,076	851	8,983	350,115
1889	.....	.....	1,259	1,527	245	3,031	131,181
1890	.....	.....	949	7,472	69	8,493	115,099
1891	.....	.....	1,393	12,439	1,571	15,404	296,784
1892	.....	.....	2,597	3,998	7,975	19,838	380,996
1893	.....	.....	5,086	2,412	1,816	14,268	410,185
1894	.....	.....	1,782	3,862	5,997	11,769	428,610
1895	.....	.....	1,996	2,818	7,404	13,218	222,975
1896	.....	.....	2,143	2,430	1,130	5,703	186,716
1897 (9 mos.)	.....	.....	3,333	4,270	743	10,926	421,758
1898	.....	.....	3,287	5,392	4,254	13,150	1,249,438
1899	.....	.....	708	5,052	24,740	30,750	792,536
1900	.....	.....	1,757	3,834	2,021	9,991	768,162
1901	.....	.....	1,065	14,682	7,783	29,991	1,118,700
1902	.....	204	2,459	10,485	5,883	20,238	1,086,648
1903	5,488	.....	1,562	18,940	3,028	38,957	1,287,766
1904	24,589	.....	1,783	40,958	17,598	161,490	1,587,600
1905	7,869	.....	4,606	31,072	10,957	102,698	1,321,469
1906	4,462	.....	4,656	25,772	10,592	116,482	1,532,014
1907	7,948	.....	.....	3,734	2,683	125,925	1,092,123
1908	12,494	3,883	.....	29,309	4,742	231,392	1,962,740
1909	5,382	2,342	688	58,253	11,588	157,170	1,738,038
1910	6,439	4,001	4,217	126,155	22,224	368,541	3,064,028
1911	10,334	275	.....	25,967	64,694	271,303	3,049,046



Loading from the Harbour Commissioners Conveyor into S.S. "Virginian," Montreal, Canada.

Unloading S.S. "Ungava" into Grand Trunk Elevator "B," Montreal, Canada.

Unloading S.S. "Midland Queen" into No. 1 Harbour Commissioners Elevator, Montreal, Canada.

Unloading Barge "Ethel" into S.S. "Pisa," Montreal, Canada.

No. 44.—Exports of Grain (Home Produce) from the following Countries for the latest 12-month period for which returns are available.

QUANTITIES.

Countries.	Twelve Months ended.	Barley.	Buckwheat.	Corn.	Flax seed.	Oats.	Pease.	Rye.	Wheat.
		Bush.	Bush.	Bush.	Bush.	Bush.	Bush.	Bush.	Bush.
Canada	Mar. 31, 1911	1,545,253	463,735	21,517	2,696,119	5,431,662	475,155	73,513	45,802,115
Argentine Republic	Dec. 31, 1910	218,103	†	104,698,855	23,806,230	24,046,158	463	36,473	69,190,611
Australia	Dec. 31, 1910	40,777	†	12,521	.....	142,300	85,796	.....	47,761,895
Austria-Hungary	Dec. 31, 1910	8,517,729	867	1,068,928	35,326	20,925	22,682	3,836	28,468
British India	Mar. 31, 1911	622,799	‡	‡	14,822,073	16,786	‡	‡	47,269,631
Bulgaria	Dec. 31, 1909	1,342,649	.....	4,995,366	‡	‡	‡	1,081,652	5,911,017
France	Dec. 31, 1910	775,619	52,592	46,287	162,241	79,985	86,345	22,142	494,761
Germany	Dec. 31, 1909	83,857	6,088	1,259	268,620	19,465,377	234,937	25,603,549	7,706,080
Italy	Dec. 31, 1910	12,213	6,703	141,016	1,613	2,074	1,508,197	708	24,831
Roumania	Dec. 31, 1909	13,584,290	6,011	29,083,529	36,493	11,365,355	360,807	2,252,703	31,506,233
Russia	Dec. 31, 1910	183,433,500	1,443,000	17,625,214	5,614,070	88,839,529	7,170,600	26,059,500	224,736,000
United States	June 30, 1911	9,399,348	233	63,761,458	976	2,044,912	288,638	2,623	23,729,302

VALUES.

Countries.	Twelve Months ended.	Barley.	Buckwheat.	Corn.	Flax seed.	Oats.	Pease.	Rye.	Wheat.
		$	$	$	$	$	$	$	$
Canada	Mar. 31, 1911	831,195	238,923	13,872	6,144,622	2,144,846	691,493	46,416	45,521,134
Agentine Republic	Dec. 31, 1910	126,968	†	58,151,675	43,043,246	7,857,584	608	11,178	69,675,180
Australia	Dec. 31, 1910	25,087	.....	9,232	.....	67,627	98,998	.....	48,343,330
Austria-Hungary	Dec. 31, 1910	7,214,246	575	813,229	69,340	9,665	27,587	3,286	39,331
British India	Mar. 31, 1911	335,259	‡	‡	27,184,370	7,828	‡	‡	41,984,662
Bulgaria	Dec. 31, 1909	715,451	†	3,284,088	‡	‡	‡	7,575,250	6,272,500
France	Dec. 31, 1910	619,425	41,117	38,587	362,795	40,484	151,978	17,915	65,637
Germany	Dec. 31, 1909	72,828	4,760	1,428	403,410	9,952,684	489,804	21,975,730	9,361,254
Italy	Dec. 31, 1910	9,240	3,856	127,939	3,165	1,142	2,139,532	660	36,839
Roumania	Dec. 31, 1909	7,226,252	1,768	19,824,199	35,739	3,925,336	326,427	1,712,259	34,431,566
Russia	Dec. 31, 1910	81,599,175	838,420	9,869,460	9,928,685	32,787,475	6,622,900	15,381,505	208,662,550
United States	June 30, 1911	5,381,365	186	35,961,479	2,520	832,718	814,663	2,503	22,040,273

*Included with pease. †Included with wheat. ‡Not separately stated.

No. 45.—Rates, by rail, on grain from Points in Manitoba, Saskatchewan and Alberta by the Canadian Pacific Railway to Fort William and Port Arthur.

From Points in	To	Rate per 100 Lbs.				
		Wheat.	Oats.	Barley.	Rye.	Flax.
Manitoba.		Cts.	Cts.	Cts.	Cts.	Cts.
Binscarth	Fort William and Port Arthur.	15	15	15	15	16
Boissevain	"	13	13	13	13	14
Brandon	"	13	13	13	13	14
Carberry	"	13	13	13	13	14
Carman	"	12	12	12	12	13
Crystal City	"	13	13	13	13	14
Dalny	"	15	15	15	15	16
Deloraine	"	15	15	15	15	16
Dominion City	"	12	12	12	12	13
Emerson	"	12	12	12	12	13
Gladstone	"	13	13	13	13	14
Hamiota	"	15	15	15	15	16
Killarney	"	13	13	13	13	14
MacDonald	"	12	12	12	12	13
Minnedosa	"	13	13	13	13	14
Neepawa	"	13	13	13	13	14
Portage la Prairie	"	12	12	12	12	13
Souris	"	14	14	14	14	15
Shoal Lake	"	15	15	15	15	16
Westbourne	"	13	13	13	13	14
Winni eg	"	10	10	10	10	12
Saskatchewan.						
Abernethy	"	17	17	17	17	18
Burrows	"	16	16	16	17	17
Esterhazy	"	16	16	16	16	17
Indian Head	"	17	17	17	17	18
Moosomin	"	16	16	16	16	17
Moosejaw	"	18	18	18	18	19
Qu'Appelle	"	17	17	17	17	18
Regina	"	18	18	18	18	19
Yorkton	"	17	17	17	17	18
Alberta.						
Calgary	"	24	24	24	24	25
Carstairs	"	25	25	25	25	26
Edmonton	"	25	25	25	25	26
Medicine Hat	"	22	22	22	22	23
Macleod	"	24	24	24	24	25
Lacombe	"	25	25	25	25	26
Lethbridge	"	23	23	23	23	24
Red Deer	"	25	25	25	25	26
Strathcona	"	25	25	25	25	26
Westaskiwin	"	25	25	25	25	26

No. 45.—Rates, by rail, on grain from Points in Manitoba, Saskatchewan and Alberta by the Canadian Northern Railway to Port Arthur.

From Points in	To	Rate per 100 Lbs.				
		Wheat.	Oats.	Barley.	Corn.	Rye. and Flax.
Manitoba.		cts.	cts.	cts.	cts.	cts.
Carman	Port Arthur	12	12	12	.....	13
Emerson	"	12	12	12	.....	13
Enterprise	"	13	13	13	.....	14
Dauphin	"	15	15	15	.....	16
Gladstone	"	13	13	13	.....	14
Minto	"	13	13	13	.....	14
Potrage la Prairie	"	12	12	12	.....	13
Swan Lake	"	13	13	13	.....	14
Winnipeg	"	10	10	10	.....	12
White Plains	"	12	12	12	.....	13
Virden	"	15	15	15	.....	16
Saskatchewan.						
Aberdeen	"	22	22	22	.....	23
Battleford	"	24	24	24	.....	25
Condie	"	18	18	18	.....	19
Dalmeny	"	23	23	23	.....	24
Humboldt	"	21	21	21	.....	22
Muenster	"	21	21	21	.....	22
N. Edmonton	"	25	25	25	.....	26
Prince Albert	"	23	23	23	.....	24
Regina	"	18	18	18	.....	19
Saskatoon	"	22	22	22	.....	23
Vonda	"	22	22	22	.....	23
Warman	"	22	22	22	.....	23
Alberta.						
Edmonton	"	25	25	25	.....	26
Fort Saskatchewan	"	25	25	25	.....	26
Girvin	"	21	21	21	.....	22
Lamont	"	25	25	25	.....	26
Lloydminster	"	24	24	24	.....	25
Spruce Grove	"	26	26	26	.....	27
Strathcona	"	25	25	25	.....	26
Vegreville	"	25	25	25	.....	26
Vermilion	"	24	24	24	.....	25

No. 45.—Proportionate Rates, by rail, on grain from Points in Manitoba, Saskatchewan and Alberta by the Grand Trunk Pacific to Fort William and Westfort, Ont.

From Points in	To	Rate per 100 Lbs.				
		Wheat.	Oats.	Barley.	Rye.	Flax.
Manitoba.		Cts.	Cts.	Cts.	Cts.	Cts.
Cabot	Fort William or Westfort	12	12	12	12	13
Gregg	"	13	13	13	13	14
Lazare	"	15	15	15	15	16
Portage La Prairie	"	12	12	12	12	13
Uno	"	15	15	15	15	16
Saskatchewan.						
Asquith	"	23	23	23	23	24
Bradwell	"	22	22	22	22	23
Fenwood	"	17	17	17	17	18
Kelliher	"	19	19	19	19	20
Nokomis	"	21	21	21	21	22
Punichy	"	19	19	19	19	20
South Saskatoon	"	22	22	22	22	23
Tate	"	20	20	20	20	21
Venn	"	21	21	21	21	22
Watrous	"	22	22	22	22	23
Alberta.						
Chauvia	"	24	24	24	24	25
Edmonton	"	25	25	25	25	26
Holden	"	25	25	25	25	26
Ryley	"	25	25	25	25	26
Viking	"	25	25	25	25	26
Wainwright	"	24	24	24	24	25

No. 45.—Rates, by rail, on grain from Points in Manitoba, by the Great Northern Railway to Duluth.

From	To	Rate per 100 Lbs.			
		Wheat.	Oats.	Barley. and Rye.	Flax.
		Cts.	Cts.	Cts.	Cts.
Brandon	Duluth	13	13	13	14
Boissevain	"	13	13	13	14
Minto	"	13	13	13	14
Wakopa	"	13	13	13	14
Portage la Prairie	"	12	12	12	13
Carman	"	12	12	12	13
Plum Coulee	"	12	12	12	13
Morden	"	12	12	12	13

No. 45.—RATES, by rail, on grain from Fort William and Port Arthur by the Canadian Pacific Railway to the undermentioned points.

From Fort William and Port Arthur to Points in	Rate. per 100 lbs.
Ontario.	Cts.
Arnprior	20
Belleville	20
Brantford	20
Brockville	20
Carleton Place	20
Chalk River	20
Cornwall	20
Depot Harbour	20
Essex	23
Galt	20
Gananoque	20½
Guelph	20
Goderich	20
Hamilton	20
Ingersoll	20
Kempton	20
Kingston	20
London	20
Niagara Falls	20
Orillia	20
Owen Sound	20
Ottawa	20
Palmerston	20
Pembroke	20
Perth	20
Prescott	20
Peterborough	20
Toronto	20
Windsor	20
Quebec.	
Athelstan	25
Aylmer	22½
Beauharnois	23
Beauport	27½
Bonaventure	40
Cascapedia	40
Chicoutimi	32
Cookshire	27
Coteau Junction	20
Dorval	20
Gracefield	25
Howick	23
Huntington	24
Iberville Junction	23
Joliette	24
Knowlton	25
Levis	25
Montreal	20
Ormstown	24
Quebec	25
Rimouski	32½
St. Hyacinthe	23
St. Polycarpe Junction	20
Shawinigan Falls	25
Shawville	24
Sherbrooke	25
Sorel	26
Stanstead Junction	27
Three Rivers	25
Valleyfield	20
Waterloo	25

No. 45.—Rates, by rail, on grain by Canadian Pacific Railway from Fort William and Port Arthur to the undermentioned points.

From Fort William and Port Arthur to Points in	Rate. per 100 lbs.
New Brunswick.	Cts.
Bathurst	32½
Campbellton	32½
Dalhousie Junction	32½
Edmundston	34
Fredericton	30
Grand Falls	38
Moncton	31½
St. John	30
West St. John	30
Woodstock	35
Nova Scotia.	
Antigonish	35
Dartmouth	32½
Glace Bay	42
Haliburton	32½
Halifax	32½
Mulgrave	36½
Stillwater	37½
Pictou	32½
Sydney	37½
Truro	32
Yarmouth	33

No. 45.—Rates, by rail, on grain from Georgian Bay and Lake Huron Ports by Canadian Pacific Railway to the undermentioned points.

From	To	Rate.
Owen Sound and Goderich	Ottawa	10c. per 100 lbs..
" "	Smith's Falls	10c. "
" "	Prescott	10c. "
" "	Sharbot Lake	9c. "
" "	Arnprior	10c. "
" "	Tweed	8c. "
" "	Agincourt	6c. "
Owen Sound and Victoria Harbour	Peterboro'	5c. "
Goderich	"	7½c. "
Owen Sound and Goderich	Montreal	10c. "
" "	Riviere du Loup	22½c. "
" "	Matapedia	22½c. "
" "	Montmagny	20c. "
" "	Fredericton, N. B	20c. "
" "	West St. John. N. B	20c. "
" "	Moncton, N. B	22½c. "
" "	Woodstock, N.B	25½c. "
" "	Halifax, N. S	22½c. "
" "	Truro, N. S	22½c. "
" "	Sydney, N.S	27½c. "
" " (for export to British and foreign countries except Newfoundland		5c. per bush., wheat.
		5c. per bush., rye and flax.
St. Pierre, Miquelon and United States	Montreal	4½c. per bush., corn
	West St. John	4½c. per bush., barley.
		3½c. per bush., oats.

The rates above quoted for Export grain include cost of elevation from steamer to lake port elevators and 30 days' storage therein. They also include *at Montreal* elevation and delivery to ocean steamers, and 30 days' storage at that port.

At West St. John there is an extra charge of 9-10 of a cent per bushel, which includes 30 days' free storage at that port.

No. 45.—RATES, by Rail, on grain from Georgian Bay and Lake Huron Ports by Grand Trunk Railway to the undermentioned points.

From.	To.	Rate.
Midland	Kingston	7½ cents per 100 lbs.
Midland	Peterboro	5 "
Goderich	London	5 "
Midland	Toronto	5½ "
Goderich	"	6 "
Point Edward	"	6½ "
Owen Sound	"	5½ "
All Ports	Montreal	10 "
"	Three Rivers	15 "
"	Sorel	17 "
"	Quebec	15 "
"	Sherbrooke	15 "
"	Stanstead	17 "
"	Fredericton, N.B	20 "
"	St. John, N.B	20 "
"	Halifax, N.S	22½ "
" (for export to British and foreign countries except Newfoundland, St. Pierre, Miquelon and United States)	Montreal	5c. per bush., wheat.
	St. John	5c. per bush., flax..
	Portland	4¾c. per bush., corn.
		4½c. per bush., barley.
		3½c. per bush., oats.
		4¾c. per bush., rye.
	Halifax, N.S	5.60c. per bush., wheat.
		5.56c. per bush., flax.
		5.31c. per bush., rye.
		5.31c. per bush., corn.
		4.98c. per bush., barley.
		3 82c. per bush., oats.

The rates above quoted for Export grain include cost of elevation from steamer to lake port elevators and 30 days' storage therein. They also include *at Montreal* elevation and delivery to ocean steamers, and 30 days' storage at that port.



Loading grain into Vessel, Can. Pac. Elevator, Port McNicoll, Canada.



Grand Trunk Pacific Elevator, Midland, Canada.

DOMINION OF CANADA

REPORT

OF THE

DEPARTMENT OF TRADE AND COMMERCE

FOR THE

FISCAL YEAR ENDING MARCH 31

1911

PART VI

SUBSIDIZED STEAMSHIP SERVICES

WITH STATISTICS SHOWING STEAMSHIP TRAFFIC TO DECEMBER 31, 1911, AND ESTIMATES FOR FISCAL YEAR 1912-13.

PRINTED BY ORDER OF PARLIAMENT

OTTAWA
PRINTED BY C. H. PARMELEE, PRINTER TO THE KING'S MOST EXCELLENT MAJESTY
1912

[No. 10e—1912.]

FOR INDEXES AND MAPS SHOWING SERVICES PERFORMED,
SEE END OF VOLUME.

EXPLANATION of Estimates for the Year ending March 31, 1913, as compared with those for the Year ending March 31, 1912, with statements of services rendered and Expenditures to December 31, 1911, on account of Mail Subsidies and Steamship Subventions.

XVIII.—MAIL SUBSIDIES AND STEAMSHIP SUBVENTIONS.

Amount to be voted..... $1,716,934 00

Page. Nos.	Vote No.	——	1911-12.	1912-13
			$ cts.	$ cts.
5	169	Annapolis and London or Hull, England, or both	5,000 00	5,000 00
6	170	Baddeck, Grand Narrows and Iona	5,825 00	5,825 00
8	171	Canada and Australia or New Zealand, or both. (Pacific Ocean)	180,509 00	180,509 00
15	172	Canadian Atlantic ports and Australia and New Zealand	120,000 00	120,000 00
18	173	Canada and Great Britain	600,000 00	600,000 00
24	174	Canada and Cuba	25,000 00	25,000 00
27	175	Canada and Mexico (Atlantic Ocean)	50,000 00	50,000 00
30	176	Canada and Mexico (Pacific Ocean)	75,000 00	75,000 00
33	177	Canada and Newfoundland	18,000 00	18,000 00
35	178	Canada and South Africa	146,000 00	146,000 00
39	179	Caraquet, Shippegan and Miscou Islands	1,500 00	1,500 00
41	180	Fronde's Point and Lockeport, N.S.	600 00	600 00
43	181	Gaspé Basin and Dalhousie or Campbellton	15,000 00	15,000 00
45	182	Gaspé Basin and the North Shore of the River and Gulf of St. Lawrence. (Schooner service)	1,000 00	1,000 00
47	183	Grand Manan and the Mainland	7,000 00	7,000 00
49	184	Halifax and Canso	4,000 00	4,000 00
51	185	Halifax and Newfoundland via Cape Breton ports	4,000 00	4,000 00
54	186	Halifax and Spry Bay	2,500 00	2,500 00
56	187	Halifax, South Cape Breton and Bras d'Or Lake ports	4,000 00	4,000 00
58	188	Halifax and West Coast Cape Breton	2,000 00	2,000 00
59	189	Halifax, St. John's, Newfoundland, and Liverpool	20,000 00	20,000 00
62	190	Mainland and the Magdalen Islands	15,000 00	15,000 00
64	191	Mahone Bay and Tancook Island	1,000 00	1,000 00
66	192	Montreal, Quebec and Manchester, and St. John, Halifax and Manchester	35,000 00	35,000 00
69	193	Mulgrave and Canso	6,000 00	6,000 00
71	194	Port Mulgrave, St. Peter's, Irish Cove and Marble Mountain	6,000 00	6,000 00
73	195	Mulgrave and Guysboro	6,000 00	6,000 00
75	196	Mulgrave and Cheticamp	5,000 00	5,000 00
77	197	Newcastle, Negnac and Escuminac, Miramichi River and Miramichi Bay	2,500 00	2,500 00
79	198	Pelee Island and the Mainland	5,000 00	5,000 00
82	199	Petit de Grat and Intercolonial Railway terminus at Mulgrave	5,000 00	5,000 00
84	200	Moncton and Petitcodiac River	2,000 00	2,000 00
86	201	Pictou and Cheticamp	2,000 00	2,000 00
88	202	Pictou, Murray Harbour, Georgetown and Montague Bridge	6,000 00	6,000 00
		Carried forward	1,383,434 00	1,383,434 00

XVIII.—MAIL SUBSIDIES AND STEAMSHIP SUBVENTIONS—*Concluded.*

Page Nos.	Vote No.		1911-12	1912-13.
			$ cts.	$ cts.
		Brought forward	1,383,434 00	1,383,434 00
90	203	Prince Rupert, B.C. and Queen Charlotte Islands	10,000 00	10,000 00
92	204	Prince Edward Island and Cape Breton and Newfoundland	12,000 00	12,000 00
94	205	Prince Edward Island and Great Britain	7,500 00	7,500 00
96	206	Prince Edward Island and the Mainland	12,500 00	12,500 00
99	207	Quebec and Blanc Sablon	20,000 00	20,000 00
101	208	Quebec and Gaspé Basin	8,500 00	8,500 00
104	209	Quebec and the Isle of Orleans	500 00	500 00
105	210	Quebec and North Shore of the Isle of Orleans	2,500 00	2,500 00
107	211	Rivière du Loup, Tadousac and other north shore ports	6,000 00	6,000 00
108	212	Rivière du Loup, Tadousac and other St. Lawrence ports. (Winter)	8,000 00	8,000 00
111	213	Sarnia and S. S. Marie	4,166 67	10,000 00
112	214	St. Catharines Bay and Tadousac. (Winter)	3,500 00	3,500 00
113	215	St. John and Digby	20,000 00	20,000 00
115	216	St. John, Digby, Annapolis and Granville	1,500 00	1,500 00
117	217	St. John, Digby and Bear River and Clementsport	1,500 00	1,500 00
119	218	St. John, Dublin and Belfast. (Winter)	7,500 00	7,500 00
122	218*a*	St. John and Glasgow. (Winter)	15,000 00	15,000 00
125	219	St. John, Halifax and London. (Winter)	15,000 00	15,000 00
127	220	St. John, Halifax and London	25,000 00	25,000 00
130	221	St. John, Port Wade and Bridgetown	2,000 00	2,000 00
130	222	St. John, N. B. and St. Andrews, N.B.	4,000 00	4,000 00
132	223	St. John and Halifax via Yarmouth	10,000 00	10,000 00
134	224	St. John, N.B. and Margaretville, Port Lorne, Port George, Halls Harbour, Harbourville, and Morden, N.S.	2,500 00	2,500 00
136	225	St. John and Bay of Fundy and Minas Basin ports	5,500 00	5,500 00
138	226	St. John and ports in Cumberland Basin	3,000 00	3,000 00
140	227	St. John, Westport and other way ports	2,500 00	2,500 00
142	228	St. John and Halifax, or either, and the West Indies and South America	79,500 00	79,500 00
144	229	St. Stephen, N.B., St. Croix River Points, Deer Island and Campobello	3,000 00	3,000 00
146	230	Sydney and Bay St. Lawrence	6,500 00	6,500 00
148	231	Sydney and Whycocomagh	3,000 00	3,000 00
150	232	Sydney and around Cape Breton	5,000 00	5,000 00
152	233	Victoria and San Francisco	3,000 00	3,000 00
154	234	Victoria, Vancouver, way ports and Skagway	12,500 00	12,500 00
156	235	Victoria and West coast Vancouver Island	5,000 00	5,000 00
		Appropriation for 1911-12, not required for 1912-13	69,666 66	.....
			1,780,767 33	1,716,934 00
		AUTHORIZED BY STATUTE.		
158		Canada, China and Japan (1-2 Geo. V., chap. 25)	73,000 00	121,666 66
163		Canada and France (8-9 Ed. VII., chap. 36)	200,000 00	200,000 00
			2,053,767 33	2,038,600 66

169.

ANNAPOLIS AND LONDON OR HULL, ENGLAND, OR BOTH.

ACADIA STEAMSHIP COMPANY.

Contract No. 38.

Vote 169.—Steam Service between Annapolis and London or Hull, England or both.

1911-12	$5,000
1912-13	5,000

This service is performed by the Acadia Steamship Company, Limited, of Annapolis Royal, N.S., under terms of a contract dated August 31, 1911—which expires on March 31, 1912—the principal provisions of which are as follows:—

Ports of Call—Frequency of Service—Speed.

1. The contractors being prepared to charter British steamships of a carrying capacity of from 8,000 to 12,000 barrels—guaranteed expressly built for carrying fruit and specially fitted with proper and sufficient ventilation for that purpose, will place them or such of them as may be necessary for the carrying out of this contract on a route between Annapolis Royal in the province of Nova Scotia and the ports of London and, or Hull in Great Britain, and will therewith run not exceeding five voyages between the said ports prior to the end of the month of March next succeeding the date of these presents. The steamer running the first of such five voyages shall leave Annapolis Royal prior to October 30 proximo. The other trips to follow as cargo offerings may require within the time hereinbefore stated. The voyages may be run from Annapolis Royal to either London or Hull or to both at the option of the contractors. The speed to be maintained on each voyage to be not less than ten knots per hour.

Government Wharfs.

3. In consideration of the subsidy herein stipulated, the contractors agree to call at all government wharfs when such is practicable and when such wharfs are available.

Subsidy: $1,000 per Voyage.

5. A subsidy of one thousand dollars ($1,000) is payable on the completion of each voyage, when shown on sufficient evidence that the fruit or other perishable produce shipped on such voyage was carried and delivered at the port of destination in good and satisfactory condition in so far as proper stowage and ventilation thereof was concerned.

Mails.

The steamers are not required to carry mails.

Calls at Foreign Ports.

7. The steamers employed in carrying out the provisions of this contract shall not on any voyage, either outwards or homewards, call at any foreign port not specified in this contract.

VESSELS EMPLOYED IN THE SERVICE.

Name.	Dimensions.			Tonnage.		Capacity, Cubic Feet.	Passenger Accommodation.	Cold Storage	N. H. P.	Speed.	Built.		
	Length.	Breadth	Depth.	Net.	Gross.						At	In	Of
	Ft.	Ft.	Ft.							Knots			
Hispania.....	216	30·2	19·8	681	1,114	69,000	Yes.	Nil.	162	12	Newcastle.	1885	Iron
Vera.	220	32	16	670	1,200	65,000	Yes.	Nil.	181	12	Copenhagen.	1902	Steel.

Distance.

Annapolis to Hull, 3,250 miles.

TRAFFIC RETURNS.

Calendar Year.	Number of Trips Run.	Passengers Carried.	Freight Carried.	Subsidy Paid
				$
1908	2	Nil.	16,908 barrels of apples.	2,000
1909	3	Nil.	27,398 barrels and 547 boxes apples.	3,000
1910.....	1	Nil.	11,634 barrels and 150 boxes apples.	1,000
1911.	2	1	17,578 barrels of apples.	2,000

170.

BADDECK, IONA AND GRAND NARROWS.

VICTORIA STEAMSHIP COMPANY.

Contract No. 25.

Vote 170.—Steam Service between Baddeck, Iona and Grand Narrows.

1911-12..... $5,825
1912-13..... 5,825

This service is performed by the Victoria Steamship Company, Limited, Baddeck, N.S., under terms of a contract bearing date July 21, 1911, which will expire March 31, 1912. The principal provisions, aside from those common to all contracts, are as follows:—

Frequency of Service.

1. 'The contractors having on the first day of April last placed their steamer the *Blue Hill* on the route between Baddeck, Iona and Grand Narrows, and having from that date established and maintained will continue to maintain during the further continuance of this contract with the said steamer or with some other steamer satisfactory to the minister, during the season of navigation between Baddeck, Iona and Grand Narrows, a service consisting of two full round trips daily each way, calling both going and coming at McKay's Point and calling at Kempt Head on the western end of Boularderie Island on trips from Baddeck to Grand Narrows, and such calls to be made only on those days on which the steamer *Marion* makes her westbound trip from Sydney to Whycocomagh.

Change in Service.

2. 'The minister may authorize any change or changes in the service as above defined as may not be inconsistent with the terms of the vote providing for the payment of the subsidy.

Period of Contract.

3. 'This contract shall remain in force until March 31, 1912, unless sooner terminated by the minister under the provisions of clause 20 of this contract.

Government Wharfs.

Clause 4 provides that the steamer shall call at government wharfs whenever possible.

Subsidy: $5,825 per annum.

5. The subsidy is five thousand eight hundred and twenty-five dollars ($5,825) per annum, payable as follows:—

In each year during the continuance of this contract, on the first day of July, the sum of fourteen hundred and fifty dollars ($1,450); on the first day of October, the sum of fourteen hundred and fifty dollars ($1,450); on the first day of January, the sum of fourteen hundred and fifty dollars ($1,450); and on the first day of April the sum of fourteen hundred and seventy-five dollars ($1,475).

Carriage of Mails.

Clause 8 provides for the carriage of mails.

DESCRIPTION OF VESSEL EMPLOYED.

Name.	Dimensions.			Tonnage.			Passenger Accommodation.	N. H. P.	Speed.	Built		
	Length.	Breadth.	Depth.	Net.	Gross.	Capacity.				At	In	Of
	Ft.	Ft.	Ft.						Knots			
Blue Hill.....	135	18	7	92	195	.....	500	38	12	East Boston, U.S.A.	1887	Wood.

Distances.

	Miles.
Baddeck to Iona	12
" Grand Narrows	20
" McKays Point	10
" Kempt Head	5
Distance between terminal points	20

TRAFFIC RETURNS.

Calendar Year.	No. of Round trips run.	Passengers Carried.	Freight Carried.	Live Stock.	Mails.		Subsidy Paid
					Lock Bags.	Tied Sacks.	
							$
1907		4,377	1,240	Not stated.	Not stated.	Not stated.	5,825
1908	621	5,147	784	112	2,270	2,680	5,450
1909	496	5,680	948	101	2,850	2,775	5,825
1910	470	4,895	902	249	3,101	3,006	5,825
1911	640	In 2,276	413	70	1,264	2,739	5,825
		Out 2,035	276	50	1,258	200	
		Total 4,311	689	120	2,522	2,939	

171.

CANADA AND AUSTRALIA OR NEW ZEALAND.

UNION STEAMSHIP COMPANY OF NEW ZEALAND, LTD.

Contract No. 27.

Vote 171.—Steam Service between Canada and Australia or New Zealand, or both, on the Pacific Ocean.

1911-12	$180,509
1912-13	180,509

This service is performed by the Union Steamship Company of New Zealand, Limited, under terms of an agreement entered into on January 15, 1911, which provides for a service from August 1, 1911, to August 1, 1916.

Ports of Call.

1. The contractors will provide, establish and during the period of five years calculated as and from the first day of August, one thousand nine hundred and eleven, maintain, continue and carry on in the manner hereinafter set forth a regular steamship service between the city of Vancouver, in the province of British Columbia, and the city of Auckland, in the Dominion of New Zealand, calling at the outer wharf in the city of Victoria, in the said province of British Columbia, Honolulu, in the Sandwich Islands, and Suva, in the Fiji Islands, on both outward and homeward voyages from Vancouver to Auckland and from Auckland to Vancouver. Provided, however, that if so required by the minister each voyage from Canada to New Zealand shall be extended to a port or ports in Australia.

Steamers to be employed and their Equipment.

2. The steamships *Makura, Marama, Zealandia,* or such other steamships of not less than an equal number of tons gross tonnage to be approved by the minister for that purpose shall be regularly and continuously employed in the said service. Each of the said steamships is warranted to have the most approved triple expansion machinery, refrigerators for ship's use, duplicate electric light engines, special ventilation for tropical voyages, ample saloon and cabin accommodation for at least 130 passengers, and to be provided with every comfort and convenience that is to be found in the best Atlantic liners of its size. Each of the said steamships is further warranted to be of the highest class at Lloyd's or British Corporation, and to comply in every respect with the requirements of the Marine Acts or Regulations of Canada, and each of the said steamships shall during the continuance of the agreement be at all times tight, sound, staunch and strong and well and sufficiently manned, victualled and equipped and in every respect seaworthy, and shall further at all times during the continuance of this agreement retain the qualification and class which it is hereinbefore warranted to possess.

Voyages.

3. The round trip for each of the said steamships shall begin and end at Vancouver, in the province of British Columbia, calling as aforesaid at the outer wharf in the city of Victoria, Honolulu, and Suva on each and every voyage as aforesaid. The first voyage in performance of this agreement shall commence and be made from Vancouver four weeks from the date of the last departure from Vancouver of one of the company's steamships under the supplementary contract expiring on the first day of August in the present year, and subsequent voyages after the first shall commence and be made from Vancouver aforesaid on dates and at times to be from time to time appointed for that purpose by the minister. The duration of each voyage from Vancouver to Auckland and from Auckland to Vancouver shall not exceed twenty days including one day's detention at Honolulu on each voyage both outward and homeward

Four-weekly Service.—Commencement and Completion of Voyages.—Minister's Decision to be Final.

4. The said service shall be four-weekly and the said steamships shall leave the said ports of Vancouver and Auckland on the days and at the time to be from time to time appointed for that purpose by the minister after consultation with the Postmaster-General of New Zealand. Each voyage shall be deemed to commence as soon after the completion of the embarkation of the mails intended to be thereby conveyed as having regard to practical considerations the anchor of such vessel can be weighed or the vessel can be loosed from its moorings and each such voyage shall be deemed to be completed when the vessel has arrived and been anchored or moored at some position in the port of destination from which the mails can be conveniently disembarked, and the times of the commencement and completion of every voyage shall be ascertained and recorded by the officers of the minister in pursuance of arrangements to be made from time to time by him for such purpose, and the decision of the minister as to all questions relating to any such times or periods shall be final and conclusive.

Call at U. S. Ports.

5. The said steamships shall not during the continuance of this contract call at any port in or of the United States of America (Honolulu only excepted).

Passenger and Freight Rates.

6. The said steamships shall each according to its capacity carry both outward and homeward all the freights and passengers which may be reasonably offered and obtained and at tariff rates both as to passengers and freights which shall be approved by the minister and after consultation with and approval of the government of New Zealand.

No discrimination to be made against Canadian ports, railways, merchants or shippers.

7. No discrimination shall be made as regards tariff rates for either freights or passengers in any manner directly or indirectly against any Canadian ports or against any Canadian railway or railway company, or against any Canadian merchants or shippers, but Canadian merchants and shippers shall at all times have preference for the carriage of their goods over other merchants and shippers as far as regards the Canadian connection.

Carriage of Mails.

8. During the continuance of this agreement the said steamships shall at the cost and expense of the said contractors receive and carry on each and every voyage all such mails as shall be or may be tendered for conveyance to the said steamships or to the masters or any officers on board of the same at the ports of Vancouver and Victoria aforesaid by or on behalf or under the direction of the minister for the time being, his officers, agents or servants, and shall deliver such mails at their proper ports of destination upon the sailing route of the said steamships, as herein indicated, and in order to the due and proper performance of this covenant the said steamships shall each be provided with sufficient and convenient accommodation and protection for all such mails to the satisfaction of the minister for the time being, and the contractors shall further take all reasonable and necessary precautions for the protection of such mails while upon the said steamships from loss, damage or injury in any way, and shall be responsible for any loss or damage thereto caused by the negligence or want of proper care or accommodation on the part of the contractors, or their agents or servants, or on the part of the officers or employees or crew on board of the said steamships.

Landing, etc., Mails.

11. The contractors and all commanding and other officers in charge of the vessels employed under this agreement shall at all times punctually attend to the orders and directions of the minister or his officers or agents as to the mode, time and place of landing, transhipping, delivering and receiving the mails subject to the special provisions herein contained, and so far as such orders and directions are reasonable and consistent with the safety of the vessels.

Delay of steamers for twenty-four hours to receive mails.

16. The minister shall, in case of need and for the purpose of duly forwarding such mails as may be required, have the right to delay the sailing of any of the said steamships for the space of twenty-four hours, but in no case shall the minister exercise the right hereby conferred after the delivery on board such steamships in the ports of Vancouver and Victoria of the mails from Canada and other places intended for conveyance thereby, which mails shall be delivered on board with all reasonable despatch.

Assignment, &c., of Contract.

19. This agreement shall not nor shall any right or interest therein be assigned, underlet or otherwise disposed of without the consent in writing of the minister to such assignment having been first obtained, unless it be to a Limited or Joint Stock Company, of which the contractors shall be principal shareholders or stockholders.

Manifests, customs certificates, and other proof of performance of service to be furnished.

20. The contractors shall from time to time furnish to the minister full and complete copies of the manifests of the cargoes and lists of the passengers carried by each of the said steamships on its outward and its homeward voyages, certified by the proper customs officials and also such other documents, information and evidence as may be reasonably required by the minister to show the volume, extent and value of the trade carried on by the said steamships and such other customs certificates documents and evidence as may be necessary or as may be reasonably required by the minister to prove the performance of the service herein contracted for and to enable the minister to judge as to whether this agreement is being properly and faithfully carried out and performed and the furnishing of such certificates documents information and other evidence as hereinbefore specified shall be a condition precedent to the payment of the subsidy hereinafter provided or any portion thereof.

Canadian Trade Commissioners.

Clause 21 provides for the free transportation, including meals, of Canadian Trade Commissioners and their wives and children, or Canadian Commercial Agents, with first class accommodation, and free transportation for their household effects, when the said Trade Commissioners or Commercial Agents are travelling upon official duties or being transferred from one post to another.

Amount of subsidy, £37 090 18s. 2d. per annum.

23. That the minister shall pay to the contractors subject to their faithful performance of all covenants, agreements and stipulations to be performed on their part, pursuant to this agreement, a subsidy of thirty-seven thousand and ninety pounds eighteen shillings and two pence (£37,090 18s. 2d.) per annum, in proportionate instalments for each and every round trip performed by each of the said steamships in accordance with the intention of this agreement, provided, however, that no amount or instalments of subsidy shall be payable at any time unless it appears to the satisfaction of the minister that up to the time of such payment there has been no breach on the part of the contractors of any of the covenants, provisions or stipulations of this agreement, and provided also that the contractors shall be entitled to receive such subsidy as the Governments of New Zealand and Fiji may pay towards the service and also the Government of Australia should the service be extended to a port or ports in the said Commonwealth.

Deductions from Subsidy.

24. If at any time or times the mails required to be conveyed by the contractors under this agreement between Vancouver and Auckland and vice versa shall not be conveyed from Vancouver to Auckland, or from Auckland to Vancouver, within the respective periods of transits hereinbefore prescribed in that behalf, then, and so often as the same shall happen there shall be deducted from the subsidy which but for this provision would be payable to the contractors a sum of thirty pounds (£30) for every complete period of twenty four hours by which the time actually occupied

in the conveyance of such mails from Vancouver to Auckland, or Auckland to Vancouver as the case may be, shall have exceeded the period of transit hereinbefore prescribed in that behalf, provided always, that no deductions shall be made from the said subsidy by reason of any such default or failure as in this clause mentioned which may be proved to the satisfaction of the minister to have arisen wholly or in part from any cause or causes altogether beyond the control of the contractors.

Deductions from subsidy are not penalties.

25. Each of the deductions hereinbefore mentioned and hereby agreed to be made shall be made and the subsidy be reduced accordingly although no damage or loss shall have been sustained by reason of or in connection with such default and (except in such cases as in the last preceding clause hereof expressly provided) from whatever cause or causes any such failure or default shall have arisen and no such deduction shall in any case be deemed to be a penalty or in the nature of a penalty, and the payment by the minister of what shall from time to time remain due in respect of the said subsidy after making any such deductions as aforesaid shall in no case prejudice the right of the minister to treat the failure of the contractors to provide an appropriate vessel at any appointed place or time or to perform any service at or within the appointed period as a breach of this agreement.

Termination of Agreement.

26. This agreement shall remain in force until August 1, 1916, or until the completion of the 65th round voyage in terms of the contract, provided that the minister shall have the right at any time by giving notice in writing under his hand, to determine this agreement and every matter and thing herein contained if it shall appear to him that there has been any material breach on the part of the said contractors of any of the covenants, stipulations, agreements or provisions herein contained and entered into on the part of the contractors, and it is hereby declared and agreed that the minister shall at all times be the sole and final judge as to whether there has been any such breach and his determination shall be final and conclusive.

Substitution for Disabled Steamers—No Member of Canadian House of Commons to be Admitted to Share of Agreement.

27. Provided, however, and it is the true intent and meaning of these presents that if the said steamships any or either of them or any steamship replacing either of such steamships under this proviso shall be by the perils of the sea or other unavoidable casualty, lost, destroyed or temporarily disabled from performing their voyages according to the true intent and meaning of the agreements, stipulations and provisions herein contained, such loss or disability shall not be deemed to be a breach of these presents or any matter or thing herein contained, but the said contractors shall in such case, as soon as reasonably may be, having regard to the circumstances, replace the said steamships or steamship so lost or detroyed by others or another of equal class, speed, equipment, character and capacity to the satisfaction and approval of the minister, or to the like satisfaction and approval repair the damage done in case the said steamship has been only temporarily disabled and continue the said service herein contracted for with such substituted or repaired steamship with as little loss of time as possible under all the circumstances, provided always that there shall be no payment of any subsidy in respect of any voyage not actually and fully performed provided further that the minister shall be the sole judge and have the final right of determination as to whether any suspension or temporary discontinuance of or delay in the said regular four-weekly service has been actually caused

by the perils of the sea or other unavoidable casualties within the meaning of this proviso and his finding and determination thereon shall be conclusive. It is a condition of these presents that no member of the House of Commons of Canada shall be admitted to any share or part of this contract or agreement nor to any benefit to arise therefrom.

Distances.

The distances on the route are given as follows:—

	Miles.
Vancouver to Victoria	85
Victoria to Honolulu	2,342
Honolulu to Suva, Fiji	2,799
Suva to Auckland	1,140
	6,366

TRAFFIC RETURNS.

Calendar Year.	Round Trips.	Passengers Carried.	Freight Carried.	Live Stock.	Mails.		Subsidy Paid.
		Number.	Tons.				$ cts.
1907	10	4,687	30,684	Not stated.	Not stated.		138,853 10
1908	13	5,707	22,110	Not stated.	Not stated.		222,164 96 (*Part of this is on account of 1907 service*).
					Lock bags.	Tied sacks.	
1909	12	5,397	45,453	47	10,727	428	180,509 00
1910	13	6,153	60,615	15	12,558	601	180,509 00
1911	12	In 3,027	23,813	Nil.	4,792	150	166,623 73
		Out 2,989	29,867	.....	5,220	787	(*Last claim for 1911 not received yet.*)
		Total 6,016	53,680	Nil.	10,012	937	

DESCRIPTION OF VESSELS EMPLOYED.

Name	Dimensions.			Tonnage.			Passenger Accommodation.			Refrigerator Space.	N. H. P.	Speed.	Built.		
	Length.	Breadth.	Depth.	Net.	Gross.	Capacity.	1st Class.	2nd Class.	3rd Class.				At	In	Of
	Feet.	Feet.	Feet.							Cu. Feet.		Knots.			
Marama	420·3	53·2	31·2	3,952	6,437	2,500	220	72	116	13,600	1,500	15	Greenock	1907	Steel
Makura	480	58	35	1,920	8,200	3,000	270	114	72	14,985	2,035	16½	Glasgow	1908	Steel
Moana	350·4	41·1	32·6	2,414	3,915	1,700	136	80	98	14,400	531	14	Dumbarton	1897	Steel
Zealandia	410	54·6	26	3,482	6,660	2,225	168	91	104	11,933	1,100	15	Clydebank	1910	Steel

172.

CANADIAN ATLANTIC PORTS AND AUSTRALIA AND NEW ZEALAND.

NEW ZEALAND SHIPPING COMPANY, LTD.

Contract No. 46.

Vote 172.—Steam Service between Canadian Atlantic Ports and Australia and New Zealand.

1911-12	$120,000
1912-13	120,000

This service is performed by the New Zealand Shipping Company, Limited, of New Zealand, under terms of a contract dated February 7, 1910, which will expire on the opening of navigation on the St. Lawrence river in 1913. The principal provisions of the contract are as follows:—

Steamers.

1. The contractors owning and controlling the following steamships of British register of the capacity, gross and net tonnage respectively as stated, viz:—*Papanui*, 8,850, 6,582, 4,242; *Waimate*, 8,978, 5,610, 3,629; *Wakanui*, 8,755, 5,824, 3,751; *Rakaia* 8,595, 5,628, 3,660; *Wakatane*, 8,775, 5,902, 3,786; will place upon the opening of navigation on the River St. Lawrence in the present year, such number of the aforesaid steamships as may be required, or other steamships approved by the Minister, upon the route hereinafter defined, and will from the same date establish and continue to maintain a monthly steamship service from eastern ports in Canada to the Dominion of New Zealand and the Commonwealth of Australia.

Sailings.

2. The said service shall consist of a sailing on or about the fifteenth day of each month from a Canadian port as hereinbefore provided during the continuance of this contract as follows:

(*a*) During the season of open navigation from the port of Montreal in the province of Quebec, to the ports, or any three of the ports, of Auckland, Wellington, Littleton and Dunedin in New Zealand, and the ports of Melbourne and Sydney in Australia, calling at such other ports in New Zealand or Australia as the contractors may desire.

(*b*) During the season of closed navigation on the River St. Lawrence from the Port of St. John, in the province of New Brunswick, calling on each voyage outward at Halifax, in the province of Nova Scotia, and thence to the said ports in New Zealand and Australia.

Capacity and Speed of Steamers.

3. In addition to any other provisions herein stipulated, the contractors shall provide steamships upon the service herein defined with a carrying capacity of not less than 7,500 tons at 40 cubic feet to the ton, which steamships shall be capable of steaming at an average speed of ten knots per hour.

Freight Rates.

4. It is hereby understood and agreed that the rates charged by the contractors upon all classes of freight from the Canadian ports of departure to any of the said ports in New Zealand or Australia shall not be in excess of the rates charged upon the same classes of goods from any port of the United States on the Atlantic seaboard to New Zealand and Australia on any regular cargo or passenger steamship line, and no discrimination of any kind whatsoever, direct or indirect, shall be permitted against Canadian merchants or shippers; and it is further agreed and understood that the freight rates on through bills of lading *via* any Canadian Atlantic seaport from any place in the province of Ontario or Quebec, or from any Canadian point, shall in no case be greater than from similar points in the United States upon freight routed *via* any United States port on the Atlantic seaboard, and it is further understood and agreed that the said steamers shall not carry on any voyage run under the terms of this contract either deals or lumber or timber to a greater extent than fifty per cent of the total quantity of the cargo carried on such voyage, and such quantity only in case other Canadian products are not offering or cannot be obtained. Provided, however, that in the event of other cargo not being obtainable, satisfactory evidence of that fact being furnished to the minister, then the contractors shall be allowed to make up the balance of the cargo with deals, boards or timber.

Cold Storage.

5. The steamships engaged in the said service shall be suitably fitted with ample cold storage accommodation and appliances to meet all reasonable demands, which cold storage shall from time to time be the best known for the purpose; provided the contractors shall from time to time in the event of goods offering for shipment provide such further cold storage accommodation as shall be sufficient to meet the requirements of the trade offering.

Deduction for short cargo.

6. The contractors further covenant and agree to obtain and transport from Canada to New Zealand and Australia an average cargo every twelve months of 5,000 tons on each outward trip on and after the first sailing from St. John in the autumn of the present year, failing which the government shall deduct from the subsidy otherwise payable at the end of each twelve months following and including the said first sailing from St. John in the autumn of the present year $2 per ton for every ton short of 60,000 tons, measurement or weight.

Freight Rates.

Clause 8 provides that freight rates shall be approved by the minister.

Termination of contract.

10. This contract shall remain in force and have effect until the opening of navigation in the year 1913, unless sooner terminated under the provisions of section 22.

Subsidy, $120,000 per annum.

Clause 11 provides for an annual subsidy of $120,000, payable in monthly instalments of $10,000, upon the production of the required proof each month that the

voyage has been completed from Canada to New Zealand and Australia as herein stipulated.

Mails.

Clause 13 provides for the conveyance of mails without additional subsidy.

DESCRIPTION OF VESSELS EMPLOYED.

Name.	Dimensions.			Tonnage.			Passenger Accommodation.	Refrigerator space.	N. H. P.	Speed.	Built.		
	Length.	Breadth	Depth.	Net.	Gross.	Capacity.					At	In	Of
	Ft.	Ft.	Ft.					Tons.		Knots			
Rakaia. ..	420	54	28·7	3,660	5,628	8,907	12	5,531	310	11	Hebburn	1895	Steel.
Whakatane	420	54	28·7	3,786	5,902	9,964	26	5,525	600	11	Hebburn.	1900	Steel.
Wakanui. .	420	54	28 6	3,751	5,824	9,954	26	5,530	600	11	Hebburn	1899	Steel.
Waimate...	420	54	28 6	3,629	5,610	9,495	12	5,532	600	11	Hebburn	1896	Steel.
Turkestan..	373·1	50·2	27·4	2,899	4,505	7,503	12	Nil.	500	11	W. Hartlepool	1905	Steel.
Tokomaru..	425	53 2	31·1	4,072	6,238	8,491	4	6,424	600	11½	Wallsend.....	1893	Steel.
Kumara...	425 1	54·2	29·6	3,907	6,034	8,975	10	5,656	600	12	Wallsend.....	1899	Steel.
Invertay..	379 5	50	25·4	2,541	3,974	4,750	Nil.	Nil.	437	10	Newcastle.....	1906	Steel.
Ascot	385	50 1	26·6	2,786	4,334	5,400	Nil	Nil.	414	10	Glasgow.	1902	Steel.
Karamea...	420	54	28 6	3,553	5,564	5,600	20	5,627	505	12	Newcastle.....	1899	Steel.
Cape Corso.	369·7	49	17·6	2,510	3,890	6,900	Nil.	Nil.	384	10	Pt. Glasgow...	1905	Steel.

DISTANCES.

	Miles.
St. John to Melbourne	12,453
Halifax to Melbourne	12,250
Montreal to Melbourne	12,895
Melbourne to Sydney	575
Sydney to Auckland	1,275
Auckland to Wellington	555
Wellington to Lyttleton	175
Lyttleton to Port Chalmers	190

TRAFFIC RETURNS.

Calendar Year.	No. of Round Trips run.	Passengers Carried.	Freight Carried (Outwards).		Live Stock.	Mails.	Subsidy Paid.
			Weight.	Measurement.			
			Tons.	Tons.			$ cts.
1910.	8	Nil.	11,458	45,014	Nil.	Nil.	80,000
1911.	12	1	12,304	73,640	Nil.	Nil.	120,000

No inward cargo is carried.

173.

CANADA AND GREAT BRITAIN.

ALLAN LINE.

Contract No. 1.

Vote 173.—Ocean and Mail Service between Canada and Great Britain.

1911-12	$600,000
1912-13	$600,000

The service, as at present run, is under terms of a contract entered into with Messrs. H. & A. Allan, as representing the Allan Line Steamship Company, Limited, bearing date of January 19, 1906, and which will expire on May 1, 1912. The principal provisions *inter alia* are as follows:—

Period of Contract.

1. "The contractors owning or controlling in their capacity aforesaid the steamers *Virginian* and *Victorian*, each of guaranteed seventeen knots effective speed, and other steamers which may be approved by the minister, and being about to contract for the construction of two other steamers of guaranteed eighteen knots effective speed, to be delivered and ready to commence running on the service hereinafter described on or before the first of August, 1907, will, on the first day of August, 1906, commence to perform and hereinafter will carry on the service hereinafter described, that is to say, a regular weekly steamship service between Canada and Great Britain until the first day of May, 1912, unless sooner terminated under the provisions of section 28 hereof.

Steamers to be Employed.

2. "Until the said eighteen knot steamers are ready to commence running, the service shall be performed by the steamers *Victorian*, *Virginian*, *Tunisian*, with a fourth steamer equal in effective speed and otherwise to the *Tunisian*, and such other steamers as may be necessary for the effectual running of the service, and as may be approved by the minister.

3. "The contractors agree to build and place in the service by August 1, 1907, two steamers guaranteed to develop twenty knots on their trial trip on the measured mile, and of guaranteed eighteen knots effective speed.

Number of voyages per annum.

4. 'The steamers *Victorian, Virginian, Tunisian,* with a fourth steamer equal in effective speed and otherwise to the *Tunisian,* and such other steamers as may be approved by the minister shall, until the two eighteen-knot steamers have been placed in the service, perform ten complete round voyages per annum each, and after the two eighteen-knot steamers have been placed in the service, they and the *Victorian* and the *Virginian* shall each perform ten complete round voyages per annum.

Subsidy: Amount per voyage.

The subsidy is as follows:—

£2,500.

(*a*) For each complete round voyage between Liverpool and Rimouski or North Sydney, performed at the rate of eighteen knots per hour, 2,500 pounds sterling.

£3,000.

(*b*) For each complete round voyage between Liverpool and St. John or Halifax, performed at the rate of eighteen knots per hour, 3,000 pounds sterling.

£2,000.

(*c*) For each complete round voyage between Liverpool and Rimouski or North Sydney, performed at the rate of seventeen knots per hour, 2,000 pounds sterling.

£2,500.

(*d*) For each complete round voyage between Liverpool and St. John or Halifax, performed at the rate of seventeen knots per hour, 2,500 pounds sterling.

£1,000.

(*e*) For each complete round voyage performed at the rate of fifteen knots per hour, 1,000 pounds sterling.

Time of Payment.

'Such subsidy being payable at the end of each quarter for all voyages fully run and completed during each quarter, that is, at the close of the months of September, December, March and June, during the continuance of this contract; provided, however, that no amount or instalment of subsidy shall be payable or paid at any time unless it appears to the satisfaction of the minister that up to the time of such instalment becoming due, as herein stipulated, the service herein described and defined has been fully and faithfully performed, and that all provisions and stipulations as to dates of sailing, speed and duration of voyages, have been in all respects faithfully observed and carried out according to the true intent and meaning of these presents; and it is a further condition of this contract that the contractors shall, on the completion of each voyage, furnish the minister with such certified extracts from the steamer's log, together with track charts of the voyage, or any other information required, as will enable him to determine whether the service on such voyage has been within the requirements of this contract.

Withdrawal of Vessels.

(*a*) 'Provided always, that at no time during the continuance of this contract, except for thirty days between any fifteenth day of December and the following fifteenth day of February, shall more than two vessels of the seventeen and eighteen knot class be withdrawn at the same time from the service hereinbefore described.

Winter Service.

6. 'It is further understood and agreed that the service to be performed during the season of closed navigation on the River St. Lawrence shall be as follows:—

'Between the port of Liverpool and the ports of Halifax and St. John, one of the said steamers sailing on each westbound trip from Liverpool each Thursday, or on such other day as may be approved by the minister, for Halifax and St. John, and calling at Moville for the embarkation of the mails, if the call at that port be adhered to, and at Halifax for the landing of such mails; and one of the said steamers sailing on each eastbound trip from St. John each Saturday, or on such other day as may be approved by the minister, for Liverpool, calling at Halifax for the embarkation of the mails, and at Moville for the landing of such mails, if the call at that port be adhered to; it being understood and agreed that if from any cause it should prove impossible for the steamers performing the service to secure sufficient cargo at St. John during the winter season, or if at any season there is inadequate accommodation in the harbour at St. John for any of the said steamers, the minister may, in his discretion, relieve the contractors from the obligation of proceeding to or starting from that port on any particular voyage or voyages.

Summer Services.

7. It is further understood and agreed that the service to be performed during the season of open navigation on the River St. Lawrence shall be as follows:—

(*a.*) 'On all voyages from Montreal and Quebec eastward to Liverpool the steamers shall be at liberty to proceed by the way of the Straits of Belle Isle, and upon all such voyages the port of call below Quebec shall be Rimouski for the embarkation of the mails and at Moville (if the Moville call be adhered to) for the landing of the mails.

(*b.*) 'On all voyages westward from Liverpool the steamers shall call at Moville for the embarkation of the mails (if the Moville call be adhered to) and shall be at liberty to proceed by way of the Straits of Belle Isle, and on all such voyages the port of call below Quebec shall be Rimouski for the landing of the said mails.

(*c.*) 'On all voyages eastward or westward from or to Montreal and Quebec via Cape Race the port of North Sydney may, at the option of the minister, be substituted for the port of Rimouski for the embarkation or landing of the said mails.

Tenders at Rimouski and North Sydney.

8. 'It is understood and agreed that at Rimouski and North Sydney the mails are to be delivered to and received from tenders supplied by the postal authorities of Canada.

Distances.

9. For the purpose of this contract the following shall be understood to be the distances between the points hereinafter mentioned, *i.e.*, between Moville and Rimouski via Belle Isle, 2,300 miles, and between Moville and Rimouski via Cape Race, 2,500 miles, except when it may become necessary for steamers to deviate to the southward to avoid ice, in all which cases the actual number of miles travelled upon the voyage, not exceeding in any instance 2,800 miles, shall for the purposes of this contract be taken to be the distance aforesaid; and between Halifax and Moville, 2,255 miles, except when it may become necessary for steamers to deviate as aforesaid, in all which cases the actual number of miles travelled upon the voyage, not exceeding in any instance 2,550, miles, shall for the purposes of this contract be taken to be the distance aforesaid; and between Moville and Sydney, 2,105 miles, except when it may become necessary to deviate as aforesaid, in all which cases the actual number of miles travelled upon the voyage, not exceeding in any instance 2,405 miles, shall for the purposes of this contract be taken to be the distance aforesaid.

Cold Storage.

10. 'It is understood and agreed that each steamer while run under this contract shall be fitted with adequate cold storage accommodation to the satisfaction of the minister.

Average rate of speed. (See also clause 5.)

11. 'The contractors bind themselves to run each of the three classes of steamers hereinbefore referred to at the average rate of speed for each voyage as specified in clause 5, in performing the several voyages from port to port, unless in the opinion of the captain of said steamer the said rate of speed would endanger life or the safety of the ship, or unless the speed of the ship is delayed by reason of fog, ice, snow or stress of weather, or by assisting ships in distress, in any of which events the contractors shall submit to the minister the captain's explanation of the cause of the delay, and such other evidence as the minister may require to enable him to determine and the minister upon such explanation and evidence shall determine whether the circumstances were such as justified the captain's reduction of the speed of the voyage or sufficiently explain the delay in completing the voyage, and in all cases where such failure to maintain the said average rate of speed is deemed justifiable or sufficiently explained the minister may, in his discretion, omit the voyage in question in calculating the average for the quarter in which such voyage took place, or may deduct the period of such delay in calculating such average.

Deductions for delays.

12. 'If during any quarter the mails carried by the steamers *Victorian* and *Virginian* and the two eighteen-knot steamers are not conveyed from port to port at the average rate of the speeds specified in clause 5 for the said four steamers after omitting voyages and deducting delays as provided in the last preceding clause, or if during any quarter the mails carried by the fifteen-knot steamers required for the carrying out of this contract are not conveyed from port to port at the average rate of speed specified in clause 5 for the said fifteen-knot steamers, after omitting voyages and deducting delays as provided in the last preceding clause, then, and so often as the same shall happen, the contractors shall furnish to the minister the certified logs of the captains of the steamers showing the causes of the delays, and there shall be deducted from the subsidy payable to the contractors for the said quarter a sum

equal to five per cent of such subsidy for every one-quarter knot by which the average speed actually made has fallen below the average speed specified in clause 5 of this contract.

Average rate of speed between December 15 and February 15.

Provided, however, that for the period between any fifteenth day of December and the following fifteenth day of February when steamers of different classes are employed in the service, the average rate of speed shall be arrived at by taking the averages of the speeds of all the steamers employed in the service during the said period.

Maximum deduction.

'Provided further, that the total amount of the sum deducted in respect of such default or failure of either of the two classes of steamers mentioned in this clause shall not exceed the full amount of the subsidy allowed the said class for the quarter or period in question.

Subsidy for fifteen-knot Steamers.

13. 'Subject to the provisions of clause 11 hereof, the other steamers required for the carrying out of this contract, and which may from time to time be approved by the minister as provided in clause 2 hereof, shall when in service be entitled to receive a subsidy which will bear the same proportion to the sum of £1,000 as the actual speed made by the said steamers will bear to the speed of fifteen knots per hour.

Freight and passenger rates.

14. 'It is further understood and agreed that the tolls to be charged in the way of either freight or passenger rates between ports on both east and westbound trips shall always under substantially similar circumstances and conditions, be charged equally to all persons, and at the same rate, whether by weight or otherwise, in respect of all traffic of the same description and receiving in carriage the like accommodation; and further, that no toll shall be charged which discriminates against Canadian merchants or shippers or against emigrants to Canada.

Provisions for renewal of Contract.

15. 'If the contractors comply with the terms of this contract then at the expiration hereof His Majesty will enter into a new agreement with the said contractors for a further period of five years for payment to the contractors of such subsidy as His Majesty may then be prepared to pay to any one, provided the contractors by such new agreement will then undertake to perform such service as His Majesty may then require during the said new five-year term, in such manner and upon such conditions as His Majesty may then prescribe.

Termination of Contract.

Section 28, referred to in section 1, reads as follows:—

28. 'It is declared to be the true intent and meaning of these presents that the minister shall have the right at any time during the continuance of this contract, upon thirty days' notice in writing to the contractors, their successors or assigns, to terminate this contract, and every matter and thing herein contained, if it shall appear to the minister that there has been any breach on the part of the contractors, their successors or assigns, of any of the covenants, agreements, stipulations or provisions herein contained and entered into on the part of the contractors; and it is declared and agreed that the minister shall at all times be the sole and final judge as to whether there has been any such breach, and his decision shall be absolute, final and conclusive.'

DESCRIPTION OF VESSELS EMPLOYED.

Name.	Dimensions.			Tonnage.			Passenger Accommodation.			Refrigerator Space.	N. H. P.	Speed.	Built.		
	Length.	Breadth	Depth.	Net.	Gross.	Capacity.	1st Class.	2nd Class.	3rd Class.				At	In	Of
	Feet.	Feet.	Feet.							Cu. Feet.		Knots.			
Victorian	520	60·4	38·0	6,744	10,629	4,000	250	300	900	17,260	*12,000	18	Belfast	1904	Steel.
Virginian	520·4	60·3	38·0	6,844	10,754	4,000	250	300	900	12,440	*12,000	18	Linthouse	1905	Steel.
Corsican	500·3	61·2	38·0	7,299	11,436	6,000	150	300	1,300	24,270	1,440	15	Whiteinch	1907	Steel.
Grampian	485·7	60·2	38·1	6,119	9,603	6,100	150	250	1,000	23,320	1,262	15	Linthouse	1907	Steel.
Hesperian	485·5	60·2	38	6,124	9,599	6,100	150	250	1,000	23,320	1,262	15	Linthouse	1908	Steel.
Tunisian	500·6	59·2	39·8	6,802	10,576	8,500	150	250	1,000	21,759	1,346	15½	Linthouse	1900	Steel.

*I. H. P.—Turbine Engines.

In addition to the above an agreement exists between the Allan Line and the Canadian Pacific Railway Company whereby the following steamers are employed in this service :—

Empress of Britain	548·8	65·7	36·7	8,024	14,189	6,000	300	350	1,000	28,000	3,200	18½	Govan	1906	Steel.
Empress of Ireland	548·9	65·7	36·7	8,028	14,191	6,000	300	350	1,000	28,000	3,200	18½	Govan	1906	Steel.

Distances.

The distance between Liverpool and Rimouski via Belle Isle is stated to be 2,438 miles; between Liverpool and Halifax, 2,595 miles; between Liverpool and St. John, 2,729 miles.

TRAFFIC RETURNS.

Calendar Year.	Number of Passengers Carried.		Tons of Freight Carried.	Live Stock.	Mails.		Subsidy Paid
1907		60,395	162,189	—	Not Stated.		$555,432 47
					Lock Bags	Tied Sacks	
1908		78,117	235,426	....	58,377	56,766	$578,447 12
1909		72,787	282,859	738	77,638	59,345	$ 582,713 58
1910		86,920	256,542	....	110,450	51,285	$ 584,233 60
	Allan Steamers (27 r. trips) East	11,513	68,129		15,846	12,013	
	West	28,949	75,355		62,936	19,837	
	Total	40,462	143,484	Nil.	78,782	31,850	$414,228.75 to Sept. 30, 1911. Claim for Dec. quarter not paid yet.
1911	C. P. R. Steamers (25 r. trips) East	17,925	58,387		37,716	12,992	
	West	30,258	55,638		22,709	9,352	
	Total	48,183	114,025	Nil.	60,425	22,344	
	Grand Total	88,645	257,509		139,207	54,194	

174.

CANADA AND CUBA.

WM. THOMSON & CO., LTD.

Contract No. 43.

Vote 174.—Steam Service between Canada and Cuba.

1911-12 ..... $25,000
1912-13 ..... $25,000

This service is performed by Messrs. William Thomson & Company, Ltd., of St. John, N.B., under terms of a contract dated January 3, 1911, which will expire on March 31, 1912.

The principal provisions of the contract are as follows:—

Sailings.

1. The contractors owning or controlling such steamships of British or Canadian register as may be approved by the minister of a minimum gross and net tonnage of 1,500 and 1,000 tons respectively, each having passenger accommodation for not less

than twenty first-class passengers, and guaranteed as rating at Lloyd's 100A1, will during the present month place the said steamships, or such other steamships as may be approved from time to time by the minister on a route between St. John in the province of New Brunswick and Havana in the Republic of Cuba, and will continue to maintain therewith until the 31st day of March, 1912, a direct monthly service each way from the said port of St. John to the said port of Havana and return thereto, sailing from St. John at regular intervals on such fixed dates as may be sanctioned by the minister, such dates to be advertised at least twenty days in advance of the respective sailings. Should, however, the contractors be able to produce satisfactory evidence that there is not a reasonable quantity of cargo offering from Cuban ports for Canada, the minister shall have the option of deciding, upon formal application therefor by the contractors, that any steamship sailing from St. John shall be deemed to have completed its voyage upon arrival of the said steamship and discharge of cargo at Havana or other Cuban ports, instead of requiring such steamship to return thence direct to Canada.

Speed.

2. Each of the said steamships while employed as herein agreed shall on all north and southbound voyages run at an average speed of not less than 10 knots per hour, extraordinary conditions of the weather excepted.

Subsidy: $25,000 per annum.

Clause 3 provides for a subsidy at the rate of $25,000 per annum, payable in monthly instalments of $2,083 upon the completion of the service each month from the commencement of the contract as hereinbefore stipulated.

Freight Rates.

Clause 8 provides that freight rates shall be subject to the approval of the minister.

Traffic to be routed via Intercolonial Railway.

Clause 9 provides that freight from Cuba, when not otherwise routed by shippers or consignees, shall be delivered to the Intercolonial railway at St. John for shipment to final destination in Canada; provided that the Intercolonial railway rates are not in excess of any other railway rates from St. John to the said ports of final destination.

Passengers for the province of Quebec or the maritime provinces are, when not otherwise routed, to be handed over to the Intercolonial railway at St. John.

Freight destined for Cuba shall, whenever possible, be delivered to the Intercolonial railway at Montreal.

Transportation of Trade Commissioners.

Clause 10 provides that Canadian trade commissioners, their wives and children, and Canadian commercial agents, shall be carried free, with free transportation of their household effects, upon any steamship in this service when travelling upon official duties.

Additional Steamships.

11. It is further understood and agreed that should there be sufficient cargo to justify the placing of additional steamships upon the route, the contractors shall provide such additional steamships as in the opinion of the minister may be necessary, upon being notified of such necessity by the minister in writing, and such additional service shall be given without further subsidy therefor.

Mails.

Clause 14 provides for the carriage of mails.

Distance.

The distance from St. John to Havana, Cuba, is 1,600 miles.

DESCRIPTION OF VESSELS EMPLOYED.

Name.	Dimensions.			Tonnage.			Passenger Accommodation.	Refrigerator Space Cub. Ft.	N. H. P.	Speed, Knots.	Built.		
	Length. Ft.	Breadth. Ft.	Depth. Ft.	Net.	Gross.	Capacity.					At.	In.	Of.
Trongate	310	44	20'4"	1,619	2,552	2,700	2	Nil.	....	.....	Whitby.	1897	Steel.
Ottringham.	314	46.5	20'6"	1,698	2,679	5,100	2	Nil.	260	10	Sunderland.	1904	Steel
Gogovale	320	47.5	23	2,038	3,097	5,250	2	Nil.	275	10	Port-Glasgow	1904	Steel
Leuctra	324.7	45.4	22.5	1,950	3,207	5,032	4	Nil.	289	10	Port Glasgow	1899	Steel.
Benedick	300	39.1	19.0	1,581	2,440	..	...	..	230	10	Wallsend.	1888	Steel.
Bencliff	207	40	21.7	1,385	2,210	..	..		200	.....	Sunderland.	1894	Steel.
Briardene	335	39	26	1,723	2,701	4,000	Nil.	Nil.	305	12	Greenock.	1882	Iron.
Whitefield	290	40	19	1,560	2,422	3,550	Nil.	Nil.	243	10	Sunderland.	1891	Steel.
Nancy Lee	316	42	17	1,802	2,823	4,350	Nil.	Nil.	256	10½	"	1898	Steel.
Tanagra	330	48	15	2,159	3,317	5,700	Nil.	Nil	291	10½	Port Glasgow	1899	Steel.
Buckminster.	277	38	18	1,297	2,025	3,000	Nil.	Nil.	175	10	Hartlepool.	1892	Steel.
Ashmore	325	45	19	1,574	2,519	4,750	Nil.	Nil.	251	11	Newcastle.	1899	Steel.

In addition to the above steamers, the *Felix, Snestad, Haakon, Hero, Arnfrid* and *Nor* were also employed. They received no subsidy, being Norwegian steamers.

TRAFFIC RETURNS.

Year.	No. of Round Trips run.	Passengers Carried.	Freight Carried.		Live Stock.	Mails.	Subsidy Paid
			Tons. Weight.	Tons. Measurement.			
1910.	8	Nil.	5,888	32,968	Nil.	Nil.	$ 25,000 00
1911.		In.... Nil.	Nil.	Nil.	Nil.	Nil.	$18,749 97
		Out... Nil.	Nil.	35,325	.....	.....	
	9	Total	Nil.	35,325	.....	.....	

175.

CANADA AND MEXICO.

(Atlantic Service.)

Contract No. 44.

Vote 175.—Steam Service between Canada and Mexico on the Atlantic Ocean.

ELDER, DEMPSTER & CO.

1911-12. . . . . $50,000
1912-13. . . . . $50,000

This service is performed by Messrs. Elder, Dempster and Company, of Liverpool, England, under terms of a contract bearing date August 29, 1910, and which expired on December 31, 1912. The principal provisions, aside from those common to all contracts, are as follows:—

1. 'The contractors owning and controlling the steamships of the gross and net tonnage hereinafter mentioned, viz.: the *Sokoto* of 3,092 gross and 1,969 net; having passenger accommodation for not less than 60 first-class and 20 second-class passengers and guaranteed as rating at Lloyds 100 A1, will on or after the fifteenth day of September next following the date of these presents, place the said steamship and such other steamship or steamships of equal class, capacity and speed as may be approved by the minister on a route between the Dominion of Canada and the Republic of Mexico, as hereinafter stated, and will from said date continue to maintain therewith until the 31st day of December, in the year 1912, a monthly service, as follows:—

(*a.*) From the port of Montreal during the season of open navigation on the River St. Lawrence, calling at—

(1.) Charlottetown, in the province of Prince Edward Island, whenever reasonable freight or passengers are offered from that port.
(2.) Halifax, in the province of Nova Scotia.
(3.) Nassau, in the Bahama Islands, and
(4.) A port or ports in the Island of Cuba;

extending each and every such voyage to and calling at the ports of Progresso, Vera Cruz and Tampico, and, when required so to do so by the minister, at Coatzacoalcos, in the Republic of Mexico, and upon all return voyages calling at Halifax and, at the option of the contractors, at a port or ports in Cuba and at Nassau.

(*b.*) During the season of closed navigation on the River St. Lawrence, from the port of Halifax, N.S., to the ports in Mexico, hereinafter stated, calling at Nassau, in the Bahama Islands, and a port or ports in Cuba to the ports of Progresso, Vera Cruz and Tampico, and, when required so to do by the minister, at Coatzcoalcos, in the Republic of Mexico, and returning from the said Mexican ports to Halifax, N.S., and calling, at the option of the contractors, at a port or ports in Cuba and Nassau.

(*c.*) The sailings from the Canadian ports of departure being at regular intervals on such fixed dates as may be sanctioned by the minister; such dates to be advertised at least twenty days in advance of each of the respective sailings.

Speed.

2. Each of the said steamers while employed as herein agreed shall, on all north and south bound voyages, run at an average speed of not less than ten knots per hour, extraordinary conditions of the weather excepted.

Subsidy: $50,000 per annum.

3. Subsidy is payable at the rate of fifty thousand dollars ($50,000) per annum, in monthly payments of four thousand one hundred and sixty-six dollars and sixty-six cents ($4,166.66) on the completion of each monthly round voyage so run in compliance with the terms of this agreement.

Time-tables—Deductions from Subsidy.

5. 'It is understood and agreed to be a further condition of these presents that the contractors shall from time to time furnish the minister with time-tables showing the proposed sailings, and upon the same being approved by the minister they shall be duly advertised in such manner as he may direct.

6. 'It is agreed that in case any steamer engaged in the performance of the service hereinafter stipulated does not sail from a terminal port as herein specified within three days of the date fixed by such time-tables, there shall be deducted from the amount of subsidy payable for such voyage a sum equal to one-tenth of the amount otherwise payable for the performance of such voyage, and so in proportion for further delays or failure to sail from such terminal port; provided, however, that the minister may authorize any vessel to sail at an earlier or a later date than that specified in such time-table should he for any reason deem it advisable to do so.

Freight rates.

Clause 9 provides that freight rates on both north and south bound trips are to be approved by the minister.

Freight and passengers to be routed via I.C.R.

Clause 10 provides for the delivery of freight from Mexico to the I.C.R. at Halifax, unless otherwise routed by shippers or consignees; under condition that the freight rates on the I.C.R. are not in excess of rates on other railways between similar points. It is also provided that passengers for points in the Maritime Provinces or Quebec are to be handed over to the I.C.R. at Halifax, provided that such routing is controlled by the contractors.

Freight for export to Mexico is, when possible, to be delivered to the I.C.R. at Montreal.

Transportation of Canadian Trade Commissioners.

Clause 11 provides for the free transportation (including meals and berths) of Canadian Trade Commissioners and their wives and children, and also Canadian Commercial Agents, when travelling upon their official duties, or being transferred from one port to another, upon request of the minister. Free transportation for household effects is also to be included.

Accommodation for Halifax Cargo.

12. The contractors further agree to reserve such accommodation as may be required for Halifax cargo upon each trip to Mexico performed during the continuance of this contract.

Carriage of Mails.

Clause 13 of the contract provides for the carriage of mails.

Description of Vessels Employed.

Name.	Dimensions.			Tonnage.			Passenger Accommodation.		Refrigerator space.	N.H.P.	Speed	Built.		
	Length.	Breadth.	Depth.	Net.	Gross.	Capacity.	1st Cl.	2nd Cl.				At	In	Of
	Ft.	Ft.	Ft.			D. W.			C.F.		Knots			
Bornu...	345	42·2	23	2,074	3,238	4,300	65	36	Nil.	296	10·5	Barrow.	1899	Steel.
Sokoto..	345	42·2	23	1,969	3,092	4,210	65	24	Nil.	296	10·8	Barrow	1899	Steel.
Memnon.	345	4·09	26·7	2,046	3,176	..	....	....		300	.....	Belfast..	1890	Steel.

Distances.

The distance from Montreal to Vera Cruz is given as 3,745 miles; from Vera Cruz to Montreal, 2,941 miles.

TRAFFIC RETURNS.

Calendar Year.	No. of Round Trips run.	Number of Passengers Carried.			Tons of Freight Carried.		Live Stock.	Mails.		Subsidy Paid
1907	12	700			45,811		Not Stated.	Not Stated.		$50,000 00
		First Class.	Second Class.	Third Class.	Tons Weight.	Tons Meas't.		Lock Bags.	Tied Sacks.	
1908	12	153	762	189	14,855	65,845	Nil.	3	Nil.	$50,000 00
1909	12	128	1,217	1	16,337	41,990	.....	4	.....	$50,000 00
1910	12	118	396	2	13,642	31,229	Nil.	7	4	$50,000 00
1911	12	In 129	76	Nil.	4,073	36,964	Nil.	20	11	$50,000 00
		Out 201	339	Nil.	10,056	19,017	Nil.	84	14	
	Total ..	330	415	...	14,129	55,981	....	104	25	

176.

CANADA AND MEXICO.

(Pacific Service.)

T. H. WORSNOP.

Contract No. 44.

Vote 176.—Steam Service between Canada and Mexico upon the Pacific Ocean.

1911-12. . . . . $75,000
1912-13. . . . . $75,000

This service is performed by Thomas Herbert Worsnop, of London, England, under terms of a contract bearing date March 11, 1909, for a period of three years from the first sailing of such steamers. The principal provisions, aside from those common to all contracts, are as follows:—

Ports of Call—Frequency of Service.

1. The contractor, controlling two or more steamships sailing under the British flag or Mexican flag, each of a carrying capacity of not less than 3,500 tons, with a guaranteed rating at Lloyds as A 1, and having adequate passenger accommodation, will within four months from the 1st of May, 1909, place the same or other steamships of like or greater capacity, approved by the minister, on a route between Vancouver

and Victoria, in the province of British Columbia, and the ports of Mazatlan, Manzanillo, Acapulco and Salina Cruz, situate on the Pacific coast of the Republic of Mexico; and will therewith maintain for a period of three years from the first sailing of such steamers from the terminal port of Vancouver or Salina Cruz, a regular monthly service between such terminal ports and calling on all voyages both south and north-bound at the aforementioned intermediate ports, and at such other ports in the province of British Columbia and the Republic of Mexico as may be approved by the minister, sailing from each such terminal ports regularly once in each calendar month and on such fixed days as may be sanctioned by the minister; such dates to be advertised at least twenty days in advance of sailings; and shall complete each year during the continuance of this contract twelve full round voyages.

Calls at United States ports.

2. Permission is granted for the steamers to call at either the port of San Pedro or San Diego, United States, south bound, to deliver cargo from a British Columbia port; but they are not permitted to load United States cargo for Mexico. When northbound they are permitted to deliver cargo at the said United States ports from a Mexican port when sufficient inducement is offered; but they are not required to make a call at any one of said United States ports if sufficient cargo is not offered to cover cost of such a call.

Speed.

3. Each of the steamers employed as herein agreed shall on all south and north-bound voyages run at an average speed of ten knots per hour, extraordinary conditions of the weather excepted.

Passenger and freight rates.

4. The contractor shall carry on each trip of any steamer employed under this contract according to its capacity, all the freight and passengers which may be reasonably offered or obtained, and at tariff rates both as to passengers and freight which may be from time to time approved by the minister.

Transportation of Canadian Trade Commissioners, etc.

Clause 8 provides for the free transportation of Canadian Trade Commissioners, their wives and children, and household effects, when requested by the minister.

Subsidy: $75,000 per annum.

This subsidy is at the rate of seventy-five thousand dollars ($75,000) per annum, payable in monthly instalments of $6,250, or upon the completion of each round voyage from Vancouver.

Carriage of Mails.

Clause 13 of the contract provides for the carriage of mails.

Calls at foreign ports.

16. The steamers employed in carrying out the provisions of this contract shall not on any of their trips, while employed in this service, call at any foreign port not specified in this contract, Mexican ports excepted.

Description of Vessels Employed.

Name.	Dimensions.			Tonnage.			Passenger Accommodation.		Refrigerator space.	N. H. P.	Speed Knots	Built.		
	Length.	Breadth	Depth.	Net.	Gross.	Capacity.	1st Class.	3rd Class.				At	In	Of
	Ft.	Ft.	Ft.						Cu. Ft.					
Lonsdale	540	41	26·5	2,043	3,170	4,500	20	25	Nil	292	11·25	Sunderland. ..	1890	Steel.
Georgia .	335	40	27·7	1,778	2,797	4,000	20	25	Nil.	370	11	N'castle-on-Tyne	1889	Steel.

Distances.

The distance from Vancouver to Salina Cruz is 3,054 miles; from Salina Cruz to Vancouver via Guaymas, 3,572 miles.

TRAFFIC RETURNS.

Calendar Year.	No. of round trips run	Passengers Carried.	Freight Carried.	Live Stock.	Mails. Bags or Sacks.	Subsidy Paid.
1907	8	57	7,110	Not Stated.	Not Stated.	$33,333 29
1908	12	152	19,726	Nil.	15	$45,833 33
1909	10	60	23,642	Nil	71	$50,000 00
1910	12	16	38,720	Nil.	19	$50,000 00 10,416 67 (a) 1,041 66 (b)
1911	12	In..... 10 Out..... 15 Total.....25	15,347 42,431 57,778	Nil. Nil.	24 24	$75,000 00

(a) Additional amount for 5 trips from July 17, 1909, to February 20, 1910.
(b) Half trip, July 23 to August 6, 1909.

177.

CANADA AND NEWFOUNDLAND.

REID NEWFOUNDLAND COMPANY, LTD.

Contract No. 60.

Vote 177.—Steam Service or Services between Canada and Newfoundland.

1911-12	$18,000
1912-13	$18,000

This service was performed by the Reid Newfoundland Company, Limited, of St. John's, Newfoundland, under terms of a contract bearing date August 31, 1910, which expired on March 31, 1911, and the principal provisions of which were as follows:—

Frequency of service—Ports of call.

1. The contractor having on the first day of April next preceding the date of these presents, placed the steamship *Bruce,* described as a steel screw steamship having a speed of 16 knots, 1,155 gross tonnage, classed 100 A1 at Lloyds, with double bottom of cellular construction, on the route hereinafter described, will establish and maintain until March 31, 1911, a regular steamship service between North Sydney, in the province of Nova Scotia, and Port aux Basques, in Newfoundland, and the contractors hereby further agree to furnish such other steamship or steamships as may be necessary from time to time, which steamships shall be subject to the approval of the minister, for the proper performance of the service hereinafter described, and which said service shall consist of a complete round trip each day, except Sunday, between the ports of North Sydney and Port aux Basques, but should there for any reason not be six round trips during each week there shall not be less than three complete round trips, weather permitting, between the said ports each week during the continuance of this contract, excepting that if in any week Port aux Basques be blocked and the steamer is compelled to go to Placentia, two round trips instead of three shall be the minimum number in any such week.

Government Wharfs.

In consideration of the subsidy herein stipulated the contractors agree to call at all government wharfs when such is practicable and when such wharfs are available.

Subsidy: $18,000 per annum.

2. Subsidy is payable at the rate of eighteen thousand dollars ($18,000) per annum, but in case the full six complete round trips are not performed each week a reduction of fifty-one dollars ($51) shall be made for each round voyage not so performed, or a reduction of one-half the said sum of fifty-one dollars ($51) for each single trip not so performed, and should there be from any cause whatever less than three complete round trips in any one week, no subsidy, or part thereof, shall be paid

on account of any service performed during such week, unless it is established to the satisfaction of the minister that such failure has been caused by stress of weather; the said subsidy to be paid quarterly, viz.: for the periods ending the 30th days of June and September, and the 31st days of December and March, during the continuance of this contract.

Calls at foreign ports.

6. The steamers employed in carrying out the provisions of this contract shall not on any voyages either outward or homewards call at any foreign port not specified in this contract.

Transportation of Canadian Trade Commissioners.

15. The Canadian Trade Commissioners and their wives and children, or Canadian Commercial Agents, shall be granted free transportation, meals included, with first-class accommodation, and free transportation for their household effects, upon any steamships employed by the contractors in the performance of this contract, when requested so to do by the minister, and when the said commissioner or commercial agent is travelling upon his official duties, or being transferred from one official post to another.

Description of Vessels Employed.

Name.	Dimensions.			Tonnage.			Passenger Accommodation.			Refrigerator space.	N. H. P.	Speed	Built		
	Length.	Breadth.	Depth.	Net.	Gross.	Capacity.	1st Class	2nd Class.	3rd Class.				At	In	Of
	Ft.	Ft.	Ft.							Cu. Ft		Kts.			
*Bruce.	236·6	32·6	19·7	343	1,155	.....	72	218	.....	Nil.	350	16	Point-house.	1897	Steel.
Glencoe	208·0	30·1	16·7	336	767	.....	42	125	.....	Nil.	185	13	Point-house.	1899	Steel.
Inver-more.	250·2	30·0	14·7	440	975	.....	.....	.....	.....	....	280	.....	White inch.	1881	Iron.

* The 'Bruce' was wrecked in June, 1911.

Distances.

The distance from Port aux Basques, Nfld., to North Sydney, N.S., is 101 miles.

TRAFFIC RETURNS.

No service was run during 1907.

Calendar Year.	No. of round trips run.	Passengers Carried		Tons Freight Carried.	Live Stock.	Mails.		Subsidy Paid
		First Class.	Second Class.			Sealed Bags.	Tied Sacks.	
1908	153	5,351	9,223	10,176	764	2,112	11,796	$12,272
1909	150	7,981	13,141	9,886	449	1,927	14,037	$9,646 50
1910	155	6,427	12,994	15,507	1,203	1,896	14,872	$9,993 00
1911	159	In 3,243 Out 3,522	5,177 6,001	15,579 959	1,635 Nil.	834 870	11,141 1,492	$9,006 50
Total.		6,765	11,178	16,538	1,635	1,704	12,633	

As the contract expired on March 31, 1911, and no new one was made, although the usual service was performed during 1911, payment was made under authority of an Order in Council of January 15, 1912.

178.

CANADA AND SOUTH AFRICA.

ELDER, DEMPSTER & CO.

Contract No. 2.

Vote 178.—Steam Service between Canada and South Africa.

1911-12. . . . . $146,000
1912-13. . . . . $146,000

This service is performed by Messrs. Elder, Dempster & Company, of Liverpool, England, under terms of a contract bearing date May 18, 1907, which will expire on September 30, 1912. The principal provisions, aside from those common to all contracts, are as follows:—

Period of Contract.

1. 'During the term of five years from the first day of October, one thousand nine hundred and seven, the contractors shall well and efficiently provide work and maintain a service (hereinafter called "the service") of cargo and mail carrying steamships of the description hereinafter mentioned, sailing from Montreal and calling at Quebec, and at the option of the contractors at other Canadian ports during the St. Lawrence season; and from St. John and calling at Halifax, and at the option of the contractors at other Canadian ports during the remainder of the year (hereinafter called "the Canadian ports"), and proceeding direct to Cape Town and such other South African ports (not less than two other ports) as may be arranged (hereinafter called "the South African ports), upon and subject to the conditions and provisions hereinafter contained.

2. 'The contractors shall at all times during the said term provide and maintain such steamships of the descriptions hereinafter mentioned (hereinafter called "the steamers") as may from time to time be required for the purposes of the service. Each of the steamers shall:—

Size and Registry of Vessels.

(*a*) Be a British vessel of not less than five thousand tons dead weight capacity, furnished with adequate cargo space, and shall be a good, substantial and efficient steam vessel of adequate power and speed, and supplied with first-class appropriate steam engines and in all respects suited to the performance of the service within the respective times herein stipulated, and shall be provided and kept by the contractors seaworthy and in complete repair and readiness to the satisfaction of the minister.

Speed.

(*b*) 'When employed on the service maintain an average rate of speed of not less than ten knots an hour.

Cold Storage.

(*c*) 'Be suitably fitted with cold storage accommodation and appliances which shall from time to time be the best known for the purpose and capable of carrying in such cold storage not less than two hundred tons of cargo. Provided the contractors shall from time to time in the event of goods offering for shipment provide such further cold storage accommodation as shall be sufficient to meet the requirements of the trade offering.

Electric Light and other Fittings.

(*d*) 'Be supplied with an adequate number of boats and life-saving appliances in compliance with the law, and shall be fitted with electric light and all modern appliances and conveniences and be otherwise constructed, fitted and equipped properly and substantially in a manner suitable for all the requirements of the service and to the satisfaction in all respects and subject to the approval of the minister; provided that the contractors shall, from time to time, in the event of goods being offered for shipment, provide further vessels having such carrying capacity, accommodation and appliances as shall be sufficient to meet the requirements of the trade offering.

Carriage of Mails.

3. The steamers are:—

(*a*) 'To carry all mails sent under the authority of the Postmaster General of the Dominion of Canada (hereinafter called "the Postmaster General") for transmission from Canada to South Africa, irrespective of their origin and ultimate destination.

(*b*) 'Except such letters as are not required by law to pass through the post office, the contractors shall not receive or permit to be received for conveyance on board any steamer any letters other than those mentioned. No mails shall be conveyed by any such steamer on behalf of any colony or foreign country without the permission of the Postmaster General. The whole postage of any mail conveyed by any steamer shall, under all circumstances, be at the disposal of the Postmaster General.

Frequency of Service.

4. 'The contractors shall on the first day of October, one thousand nine hundred and seven, and thereafter until the thirteenth day of September, 1912, at least monthly during the first fifteen days of each month, cause one of the steamers properly found in all respects, to leave one of the Canadian ports, and thence to call at the other of the Canadian ports, and thence proceed direct to one of the South African ports, and thence to call at the others of the South African ports; and the contractors further agree, in the event of goods being offered for shipment, to provide such additional vessels having carrying capacity and accommodation and appliances as shall be sufficient to meet the requirements of the trade offered.

Precedence to be given to Canadian Goods and Shippers.

6. 'No preference, priority or advantage whatsoever shall be granted by the contractors as regards the shipment and conveyance of any goods or products, directly or indirectly, against shippers of Canadian goods and products, who shall always have precedence for such Canadian goods and products over all other shippers, provided that such shippers in respect of such Canadian goods and products shall give not less than ten days' notice in writing to the contractors at their office at the port of shipment, specifying the nature and amount of such goods and products before the date advertised for the departure of any steamer of their intention to ship goods and products, who shall at the same time, if required by the contractors, pay a deposit of not less than 10 per cent upon the freight chargeable in respect of the carriage of such goods and products, and subject thereto the contractors shall ship all such goods and products in order of priority according to the time at which the same shall be actually received by the contractors for shipment.

Freight Rates.

7. 'The rates charged by the contractors shall under the same circumstances be the same scale of rates to all shippers and classes of shippers for each class of goods, so that no undue advantage, privilege or monopoly may be afforded to any person or classes of persons in respect of such rates.

Subsidy, $146,000 per annum.

The subsidy is $146,000 per annum payable in the city of Ottawa in four quarterly payments in the months of January, April, July and October in each and every year during the continuance of this agreement, and subject always to such subsidy being voted by the Parliament of the Dominion of Canada.

Subsidy from any other source.

16. 'The contractors shall not in respect of the services receive or accept any subsidy or aid pecuniary or otherwise from any colony or foreign country or any provincial, civic or municipal authority or any person or persons or corporation or corporations, and should any such subsidy or aid be received by the contractors, the Dominion government may deduct the amount thereof from the amount of the next quarterly payment due and owing under this contract, and so from time to time and as often as the contractors receive such subsidy or aid from any colonial or foreign government, provincial, civic or municipal authority or any person or persons or corporation or corporations; but this provision is not to be deemed as a permission or authority for the contractors receiving any such subsidy or aid.

Calls for coaling.

18. 'Subject to the due performance by the contractors of the obligations imposed on them by this contract, they shall be at liberty in sailing from the Canadian ports to the South African ports to call solely for the purpose of coaling at any ports not situate on the continent of America.

Exemptions from calling at Canadian ports.

19. 'If at any time the contractors furnish to the minister evidence satisfactory to him that sufficient cargo is not forthcoming from any of the ports of call in Canada, he may in his discretion exempt either temporarily or permanently the steamers of the contractors from visiting such ports.

Commencement of Service.

25. 'This contract shall come into force and have effect on and from the first day of October, one thousand nine hundred and seven.'

Description of Vessels Employed.

Name.	Dimensions.			Tonnage			Passenger Acc., 1st Class.	Refrigerator Space.	N. H. P.	Speed.	Built		
	Length.	Breadth	Depth.	Net.	Gross.	Capacity, D. W.					At	In	Of
	Ft.	Ft.	Ft.					Cu. Ft.		Kts.			
Melville	385·0	48·8	26·9	2,872	4,439	7,200	12	59,647	359	11	Port Glasgow	1902	Steel.
Canada Cape	360·0	48·0	20·2	2,795	4,286	6,500	6	65,940	372	10	Howdon-on-Tyne	1904	Steel.
Benin	375·2	47·3	18·8	2,788	4,313	7,100	2	9,200	396	11	Wallsend-on-Tyne	1907	Steel.
Bendu	375·2	47·3	18·9	2,821	4,319	7,100	2	9,200	396	11	Wallsend-on-Tyne	1906	Steel.
Monarch	470·0	56·0	31·9	4,776	7,355	12,500	6	26,500	548	11	Wallsend	1897	Steel.
Yola	356·0	45·2	18·7	2,246	3,504	5,625	12	Nil.	296	10	Sunderland	1898	Steel
Kaduna	360·0	52·0	26·2	2,308	4,455	8,100	12	10,000	339	10	Middlesbro	1910	Steel.
Kwarra	360·0	52·0	26·1	2,304	4,441	8,100	12	10,000	428	10	"	1910	Steel.
Coaling	340·0	47·1	27·4	2,475	3,794	6,500	Nil.	Nil	317	10	West Hartlepool	1906	Steel.

Distances.

	Miles.
St. John to Cape Town	6,978
Montreal to Cape Town	7,338

TRAFFIC RETURNS (Outward voyages).

Calendar Year.	No. of trips run.	Number of Passengers Carried.	Tons of Freight Carried.		Live Stock.	Mails.	Subsidy Paid.
1907.....	12	Not stated....	47,314		Not stated ...	Nil.	$146,000 00
			Weight	Meas.			
1908.....	12	5	25,690	16,977	69	Nil.	$146,000 00
1909....	12	21	29,840	26,140	Nil.	Nil.	$146,000 00
1910.....	12	9	23,203	33,145	369	Nil.	$146,000 00
1911..... .	12	26	31,385	37,800	667	Nil.	$146,000 00

179.

CARAQUET, SHIPPIGAN AND MISCOU ISLANDS.

Gloucester Navigation Co.

Vote 179.—Steam Service between Caraquet, Shippegan and Miscou Islands.

1911-1912. . . . . $1,500
1912-1913. 1,500

This service was performed by the Gloucester Navigation Company of Caraquet, N.B. under contract dated April 13, 1911, which expired on the close of navigation, 1911.

The principal provisions of the contract were as follows:—

Steamer.

1. The contractors will at the earliest opening of navigation in the present season place the steamer *Beaver,* of 60 gross tons, with accommodation for 50 passengers on a route hereinafter mentioned between Caraquet on the Mainland and the Islands of Shippigan and Miscou, all in the county of Gloucester in the Province of New Brunswick, and will continue the service hereinafter stipulated until the close of navigation of the present year.

Service.

2. The said service shall consist of one round trip each day (except Sunday), leaving Caraquet after the arrival of the train from Bathurst, stopping at Lower Caraquet Wharf, thence proceeding to Miscou Harbour on Miscou Island, thence to Little Shippigan and Lameque, both on Shippigan Island, and returning from Lameque to Caraquet, calling at all of the said ports.

Government Wharfs.

3. In consideration of the subsidy herein stipulated the contractors agree to call at all Government wharfs when such is practicable, and when such wharfs are available.

Subsidy: $1500 per annum.

4. The subsidy is $1500 per annum, payable in instalments of $375 each on the first days of June, August and October, and at the close of the season of navigation in the present year.

(An additional subsidy of $300 is paid by the Post Office Department).

Mails.

Clause 7 of the contract provides for the conveyance of mails.

DESCRIPTION OF VESSELS EMPLOYED.

Name.	Dimensions.			Tonnage.			Passenger Accommodation.	Refrigerator space.	N. H. P.	Speed	Built.		
	Length.	Breadth.	Depth.	Net.	Gross.	Capacity.					At	In	Of
	Ft.	Ft.	Ft.					Cu. Ft		Knots			
Beaver.....	80	21	7·4	43	85	.....	50	Nil.	8	....	Ca ning, n S.	1897	Wood

Distances.

	Miles.
Caraquet to Lower Caraquet	7
Lower Caraquet to L'Ameque	15
L'Ameque to Little Shippigan	19
Little Shippigan to Miscou	1½
	42½

TRAFFIC RETURNS.

Calendar Year.	No. of Round trips run.	Number of Passengers Carried.	Tons of Freight Carried.	Live Stock.	Mail bags.	Subsidy paid.
1910.....	.....	1,325	466	Nil.	16	$500 (paid under acct of Nov. 25 1910.)
1911..	.....	In 834	299	5	12	$1500
		Out 1013	152	2	12	
		Total 1,847	451	7	24	

180.

FROUDE'S POINT AND LOCKEPORT, N.S.

Contract No. 22.

MUNICIPAL CORPORATION OF THE TOWN OF LOCKEPORT, N.S.

Vote 180.—Steam Service between Froude's Point and Lockeport.

1911-12	$600
1912-13	$600

This service is performed by the Municipal Corporation of the town of Lockeport, N.S., under terms of contract dated June 12, 1908, which expired on March 31, 1909, and was renewed until March 31, 1910, and has now again expired. Subsidy for the year 1910-11, however, was paid under authority of Order in Council dated November 11, 1910, and for 1911-12 by Order in Council dated December 13, 1911.

The principal provisions of the contract were:—

Frequency of Service—ports of call.

1. The contractor, having maintained from the 1st day of April, prior to the date of these presents, a service of not less than twelve round trips each week on the route between Lockeport, N.S., and Froude's Point, N.S., calling at Rockland with the steamship *D. D. Mann*, of 130·41 gross tonnage and 88·68 net tonnage, with passenger accommodation for 40 people and speed of nine knots, the said contractor hereby agrees to continue and maintain the said service until March 31, 1910.

Government Wharfs.

2. In consideration of the subsidy herein stipulated, the contractors agree to call at all government wharfs when such is practicable, and when such wharfs are available

Subsidy: $600 per annum.

3. Subsidy is payable at the rate of six hundred dollars ($600) per annum, payable as follows:—Three hundred dollars ($300) upon the first day of October next following the date of these presents, and the balance of three hundred dollars (300) upon the completion of the service as hereinbefore defined, or such proportionate sum as may have been earned on the said thirty-first day of March, 1910.

Carriage of mails.

Clause 5 of the contract provides for the carriage of mails.

Distances.

	Miles.
Lockeport to Rockland	2¾
Rockland to Froude's Point	1¼
	4

DESCRIPTION OF VESSEL EMPLOYED.

	Dimensions.			Tonnage.		Passenger Accommodation.	N. H. P.	Speed—Knots.	Built.		
	Lenght Feet.	Breadth Feet.	Depth Feet.	Net.	Gross.				At	In	Of
D. D. Mann ...	73	21.5	4.25	88	130	40	13	9	Shelburne, N.S.	1907	Wood

TRAFFIC RETURNS.

Calendar Year.	No. of Round Trips Run.	Number of Passengers Carried.	Tons of Freight Carried.	Live Stock.	Mails.		Subsidy Paid.
					Lock Bags.	Tied Sacks.	
1908	875	6,625	1,170	Nil.	3,768	1,800	$600 00
1909	885	6,471	1,715	.....	4,300	1,680	$636 66
1910	780	6,629	2,140	Nil.	4,880	1,690	$600 00
1911	790	In.....3,601 Out.....3,365	1,055 715	Nil.	2,440 2,440	690 690	$600 00
		Total 6,966	1,770	.....	4,880	1,380	

181.

GASPE BASIN AND DALHOUSIE OR CAMPBELLTON.

Contract No. 15.

THE CAMPBELLTON AND GASPE STEAMSHIP CO., LTD.

Vote 181.—Steam Service from the opening to the closing of navigation in 1912, between Gaspé Basin and Dalhousie or Campbellton.

1911-12	$15,000
1912-13	$15,000

A contract dated June 5, 1911, was entered into with the Campbellton and Gaspé S.S. Co., Ltd., of Fraserville, Que., to perform this service. It will expire on the close of navigation in 1912. The principal provisions, aside from those common to all contracts, are as follows:—

Frequency of Service.

1. 'The contractors having on the opening of navigation on the route between Campbellton aforesaid and Gaspé Basin, in the province of Quebec, in the spring of the present year, that is to say, as soon as the ice did permit of the running of a steamer over the said route, placed the steamer *Canada,* of a length over all of 185 feet, breadth 27 feet, depth 19 feet, gross tonnage about 704 tons, net tonnage about 449 tons, of a speed of 14 knots per hour, fully and properly fitted for the accommodation of over 50 passengers, and having adequate accommodation for such freight as may be offered for conveyance over said route; and having with such steamer established will continue to maintain a regular semi-weekly service from the opening of navigation in the year of these presents to the close thereof in the autumn of the said year, that is to say, until the ice will not permit of the running of the steamer over the said route, during which period there shall be made at least 60 full round trips from Campbellton to Gaspé basin aforesaid and return, and so in like manner during the year following covered by this contract.

Ports of Call.

'On each trip run both to and from Gaspé Basin as aforesaid the steamer shall call at each of the ports of Dalhousie, Carleton, Maria, New Richmond, St. Charles de Caplan, Bonaventure, New Carlisle, Paspebiac, St. Godfroy, Port Daniel, L'Anse-aux Gascons, Newport, Grand Pabos Mills, Little Pabos, Grand River, Little River East, Cape Cove, Barachois de Mal Baie, Percé, Point Peter, and Douglastown and when there is a reasonable quantity of cargo or number of passengers offering at Grand Greve.

Period of Contract.

2. 'This contract shall remain in force until the close of navigation in the year one thousand nine hundred and twelve (1912) unless sooner terminated by the minister under the provisions of section 19 hereof.

Government Wharfs.

Clause 3 provides for calls at all government wharfs when possible.

Subsidy: $15,000 per annum.

Subsidy is payable at the rate of fifteen thousand dollars ($15,000) per annum in such monthly instalments as may have or may be earned upon the first days of each succeeding month during the continuance of this contract at the rate of $250 per round trip as hereinbefore stipulated, it being understood, declared and agreed that if for any reason there should not have been run in any one season at least sixty full round trips, there shall be deducted a proportionate amount otherwise due for such year's service.

Carriage of Mails.

Clause 7 of the contract provides for the carriage of mails.

DESCRIPTION OF VESSEL EMPLOYED.

	Dimensions.			Tonnage.			Passenger Accomodation.	N. H. P.	Speed Knots.	Built.		
	Length Feet.	Breadth Feet.	Depth Feet.	Net.	Gross.	Capacity.				At.	In.	Of.
Canada.....	185·5	27·2	19·5	449	800	500	240	131	13	Kinghorn, Fife.	1892	Iron.

Distances.

	Miles.
Campbellton to Dalhousie	13
Dalhousie to Carleton	11
Carleton to Maria	10
Maria to New Richmond	4
New Richmond to Caplin	11
Caplin to Bonaventure	9
Bonaventure to New Carlisle	10
New Carlisle to Paspebiac	3
Paspebiac to St. Godfroy	8
St. Godfroy to Port Daniel	11
Port Daniel to Gascons	4
Gascons to Newport	7
Newport to St. Adelaide	13
St. Adelaide to Grand River	5
Grand River to Little River East	4
Little River East to Cape Cove	5
Cape Cove to Percé	8
Percé to Barachois de Mal Baie	6
Barachois De Mal Baie to Pt. St. Pierre	5
Pt. St. Pierre to Douglastown	12
Douglastown to Gaspé	11
	170

TRAFFIC RETURNS.

Calendar Year.	No. of Round Trips Run.	Number of Passengers Carried	Tons of Freight Carried.	Live Stock.	Mails.		Subsidy Paid.
					Lock Bags.	Tied Sacks.	
1907†.....	.....	9,260	4,013	Not stated....	Not stated.		$13,250 00
1908* †.....	.....	5,184	5,689	31	1,904	382	$12,000 00
1909‡	51½	4 897	4,338	41	751	81	$12,750 00
1910‡	50	6,086	2,231	170	593	79	$12,500 00
1911.....	54	East.... 2,610 West.... 2,033	331 115	Nil. 20	Nil.	Nil.	$13,500 00
		Total... 4,643	446	20			

* Statistics for 1908 are estimated only. Actual returns could not be obtained owing to wreck of 'Lady Eileen,' and proposed winding up of Interprovincial Navigation Co.
† Service performed by Interprovincial Navigation Co.
‡ Service performed by Fraserville Navigation Co.

182.

GASPE BASIN AND NORTH SHORE RIVER AND GULF OF ST. LAWRENCE.

ROBIN, JONES & WHITMAN, LTD.

Contract No. 50.

Vote 182.—Schooner service twice per month during the season of open navigation between Gaspé Basin and the North Shore of the River and Gulf of St. Lawrence.

1911-12..	$1,000
1912-13..	1,000

The service was performed by Messrs. Robin, Jones and Whitman, Ltd., of Paspebiac, Que., under terms of a contract dated March 23, 1911, which expired on the close of navigation 1911.

The principal terms of the contract were as follows:—

Schooner Service.

1. That wherever the word "Steamer" occurs in this contract it shall be read and interpreted as if written or printed "Schooner," the intent and meaning of the contract being for a schooner service.

Ports of call.

2. The contractors owning or having control of a schooner of 97 tons register, will upon the opening of navigation in the present year commence and will continue to maintain until the close of navigation in the present year a regular fortnightly service between Gaspé Basin and the following ports on the North Shore of the River

or Gulf St. Lawrence and the Island of Anticosti, viz.; Westpoint on the Island of Anticosti; and the following ports on the North Shore of the River or Gulf of St. Lawrence; Thunder River, Magpie, St. John's River, Long Point, Mingan, Esquimaux Point, Piastre Bay and Natashquan and at such other intermediate ports or places as may from time to time be required by the Minister.

(a) The calls referred to in this section shall be both ways at Westpoint on the Island of Antocosti, Mingan and Esquimaux Point, and at the other points mentioned in this section both ways weather conditions permitting, but if unable to call *going* the calls should be made *returning*.

Government Wharfs.

3. In consideration of the subsidy herein stipulated, the contractors agree to call at all government wharfs when such is practicable and when such wharfs are available.

Subsidy: $1,000.

4. The subsidy is $1,000 for the season's service, payable in instalments of $350 on August 1 and October 1, and $300 on the completion of the service.

(An additional sum of $500 is to be paid the contractors by the Post Office Department).

Mails.

Clause 7 of the contract provides for the carriage of mails.

DESCRIPTION OF VESSEL EMPLOYED.

Name.	Dimensions.			Tonnage.			Passenger accommodation.	Speed Knots	Built.		
	Length. Ft.	Breadth Ft.	Depth. Ft.	Net.	Gross.	Capacity. Wt.			At	In	Of
Schooner 'Uruguay.'	83	23·9	9·3	—	97	140	20	—	La Have.	1895.	Wood

Distances.

	Miles.
Gaspé to West Point, Anticosti	80
West Point to Thunder River	28
Thunder River to Magpie	15
Magpie to St. John River	9
St. John River to Long Point	9
Long Point to Mingan	8
Mingan to Esquimaux Point	14
Esquimaux Point to Piastre Bay	40
Piastre Bay to Natashquan	40
	243

TRAFFIC RETURNS.

Calendar Year.	No. of Round Trips Run.	No. Passengers Carried.		Tons Freight Carried.	Live Stock.	Mail Bags.	Subsidy Paid.
1911.	10	In	47	15	Nil.	90	$1,000
		Out	37	126	Nil.	90	
	Total. ...		84	141		180	

183.

GRAND MANAN AND MAINLAND.

GRAND MANAN STEAMBOAT COMPANY.

Contract No. 14.

Vote 183.—Steam Service between Grand Manan and the Mainland.....

1911-12..... $7,000
1912-13..... $7,000

This service is performed by the Grand Manan Steamboat Company of Grand Manan, N.B., under terms of a contract bearing date March 17, 1909, and which will expire on March 31, 1912. The principal provisions, aside from those common to all contracts, are as follows:—

Period of Contract.

1. 'The contractors will on the first day of April next following the date of these presents, place their steamer, the *Aurora*, on the routes hereinafter described between the island of Grand Manan and the mainland, and will from that date carry on and maintain with the said steamer *Aurora* until the thirty-first day of March, 1912, the following services, that is to say, they will during each of the months of June, July, August and September, occurring during the continuance of this contract, run the said steamer.

(*a*) one trip each week between Grand Manan aforesaid and St. Andrews, on the mainland, via and calling on all trips both going and returning at Campbello and at Eastport, Maine.

(*b*) one trip each week between Grand Manan and St. John via and calling on all trips both going and returning at Campobello and Eastport aforesaid;

(*c*) one trip each week between Grand Manan and Eastport via and calling on all trips both going and returning at Campobello aforesaid;

(*d*) one trip each week between Grand Manan and St. Stephen via and calling on all trips both going and returning at Campbello, Eastport and St. Andrews;

And during the remaining eight months of each year occurring during the continuance of this contract will run;

(*e*) one trip each week between Grand Manan and St. Stephen via and calling on all trips both going and returning at Campbello, Eastport and St. Andrews;

(*f*) one trip each week between Grand Manan and St. John via and calling on all trips both going and returning at Campobello and Eastport aforesaid;

(*g*) one trip each week from Grand Manan to St. Andrews, calling at Campobello and Eastport on all trips both going and returning.

Government Wharfs.

2. In consideration of the subsidy herein stipulated, the contractors agree to call at all government wharfs when such is practicable, and when such wharfs are available.

Subsidy: $7,000 per Annum.

A subsidy is payable at the rate of seven thousand dollars per annum (7,000), as follows:—

A first instalment on the first day of the month of July next following the date hereof, of seventeen hundred and fifty dollars ($1,750); and an equal sum of seventeen hundred and fifty dollars ($1,750) on each subsequent first day of each of the months of October, January and April occurring during the continuance of this contract.

Carriage of Mails.

Clause 5 of the contract provides for the carriage of mails.

DESCRIPTION OF STEAMER EMPLOYED.

Name.	Dimensions.			Tonnage.			Passenger Accommodation.	N. H P.	Speed Knots	Built.		
	Length. Feet.	Breadth Feet.	Depth. Feet.	Net.	Gross.	Capacity.				At	In	Of
Grand Manan.	130	26	11	180	363	250	350	32	12	Liverpool, N.S.	1911.	Wood

Aurora, mentioned in clause 1 of the contract above, has been broken up, and replaced by the *Grand Manan.*

Distances.

	Miles.
Grand Manan to Campobello	15
Campobello to Eastport	3
Eastport to St. John	45
Eastport to St. Andrew's	12
St. Andrew's to St. Stephen	18
St. John to Grand Manan	45
St. Stephen to Grand Manan	48
St. Andrews to Grand Manan	30
	216

TRAFFIC RETURNS.

Calendar Year.	No. of Round Trips Run.	Number of Passengers Carried.	Tons of Freight Carried.	Live Stock.	Mails.		Subsidy Paid.
					Lock Bags.	Tied Sacks.	$
1907	138	6,524	4,407	Not stated	Not stated		5,000
1908	174	6,168	4,016	33	1,561	2,553	5,000
1909	173	6,961	3,749	.....	1,389	1,960	6,500
1910	174	6,919	3,636	37	1,581	2,359	7,000
1911	189	In...2,800 Out..3,257	3,897 12	21 10	1,227 919	1,740 277	7,000
		Total..6,057	3,909	31	2,146	2,017	

184.

HALIFAX AND CANSO.

HALIFAX AND CANSO STEAMSHIP CO., LTD.

Contract No. 30.

Vote 184.—Steam service between Halifax and Canso.

1911-12 . . . . . $4,000
1912-13 . . . . . $4,000

This service is performed by the Halifax and Canso Steamship Company, Limited, of Halifax, N.S., under terms of a contract bearing date February 27, 1907, which will expire on April 1, 1912. The principal provisions, aside from those common to all contracts, are as follows:—

Frequency of Service—Ports of Call.

1. 'The said contractors having, prior to the date hereof, placed the steamer *Strathcona* on a service between Halifax and Canso, which steamer having been lost they will replace her by a new one, now building, and will with it, or until completed with a substitute steamer approved by the minister, continue to maintain a regular weekly service between Guysboro' and Halifax, in the province of Nova Scotia, calling on all voyages both ways at Queensport, Canso, Whitehead, Drumhead, Isaacs Harbour, Goldboro', Port Beckerton and Port Hilford; and during the months of January and February occuring during the continuance of this contract, at Port Dufferin, Sonora and Moses River, all in the province of Nova Scotia, as well as such other port or ports as may be from time to time required by the minister. At any of the above ports of call where a public wharf has been built and is maintained the steamer may be required to call at same when so notified by the minister.

Capacity and Equipment of Steamer.

'It is guaranteed, on the part of the contractors, that the new steamer above referred to shall have a cargo capacity equal to 2,500 barrels, with passenger accommodation for 40 passengers, electric lighted throughout and fitted with proper and adequate refrigeration for the carrying of fresh fish.

Period of Contract—Changes in Service.

2. 'This contract shall remain in force, unless sooner termianted under conditions hereinafter expressed, until the first day of April, 1912; and it is understood and agreed that the minister may authorize any change or changes in the above service as may not be inconsistent with the terms of the vote covering the payment of the subsidy therefor.

Laying off Steamer each Year.

3. 'It is understood and agreed that the steamer running the service as above may lay off for refitting two trips in each year at such time or times as will least interfere with the requirements of the service.

Subsidy: $4,000 per annum.

Subsidy of four thousand dollars ($4,000) per annum is payable as follows, that is to say:—

'in four equal instalments of one thousand dollars each on the first days of July, October and January, and on the completion of each year's service during the continuance of this contract.

Carriage of Mails.

Clause 5 of the contract provides for the carriage of mails.

DESCRIPTION OF VESSELS EMPLOYED.

Name.	Dimensions.			Tonnage.			Passenger Accommodation.	N.H. P.	Speed—Knots	Built.		
	Length Feet	Breadth Feet.	Depth Feet.	Net.	Gross.	Capacity.				At	In	Of
Scotia.....	137	27	9.5	268	376	2000 bar'ls.	100	53	10	Mahone, N.S.	1907	Wood

Distances.

	Miles.
Halifax to Port Hilford	89
Port Hilford to Beckerton	10
Beckerton to Isaacs Harbour	16
Isaacs Harbour to Whitehead	35
Whitehead to Canso	17
Canso to Queensport	12
Queensport to Guysboro'	13
	192

TRAFFIC RETURNS.

Calendar Year.	No. of Round Trips Run.	Number of Passengers Carried.	Tons of Freight Carried.	Live Stock.	Mails.	Subsidy Paid.
1907..	51	624	5,547	Not given	Nil.	$4,000
1908.....	52	1,779	9,478 weight. 14,818 meas.	52	Nil.	4,000
1909.....	50	1,691	8,301 weight. 12,452 meas.	61	Nil.	4,000
1910.....	52	1,487	20,955	30	Nil.	4,000
1911.....	49	In..... 615 Out .. 866	7,006 14,171	25	Nil.	4,000
		Total....1,481	21,177	25	....	

185.

HALIFAX AND NEWFOUNDLAND VIA CAPE BRETON PORTS.

J. A. FARQUHAR & COMPANY.

Contract No. 11.

Vote 185.—Steam Service between Halifax and Newfoundland via Cape Breton Ports.

1911-12.. . . . . $4,000
1912-13.. . . . . $4,000

This service was performed by Messrs. James G. Farquhar and Charles W. Rowlings, of Halifax, N.S., doing business under the name of J. A. Farquhar & Company, under a contract dated July 4, 1911, which expired on the close of navigation in 1911. The principal provisions of the contract, aside from those common to all contracts, were as follows:—

Service and Ports of Call.

1. The contractors having on the opening of navigation in the present year placed their new steel screw steamer, the *Seal*, of 520 gross tons, on the route between Halifax, N.S., and the west coast of the island of Newfoundland, and having maintained will continue to carry on and maintain by means of the said steamer a regular fortnightly service between Halifax and the west coast of Newfoundland, callling both going and returning at St. Peters, Grand Narrows, Baddeck, North Sydney, South Sydney, Ingonish, Neils Harbour and Aspy Bay in Cape Breton, and at St. Pauls Island off the north coast of Cape Breton whenever the weather will permit a vessel to call at that port, and at Channel, Bay St. George, Codroy, Bay of Islands and Bonne Bay, Newfoundland. Such service to continue uninterruptedly until fourteen complete round trips have been performed or until the close of navigation should it close before the said fourteen trips can be performed, that is to say, until the ice

will not permit of the running of a steamer over the route named. The time to be occupied in making each trip of the service hereby undertaken to be performed including the return to Halifax shall not exceed thirteen days.

Government Wharfs.

2. 'In consideration of the subsidy herein stipulated, the contractors agree to call at all government wharfs when such is practicable, and when such wharfs are available.

Period of Contract.

3. 'The contract shall remain in force until the close of navigation in the present year, but shall be subject to renewal for another year at the option of the minister.

Subsidy: $4,000 per Season.

A subsidy is payable not exceeding four thousand dollars ($4,000), such subsidy to be payable as follows, that is to say: On the first day of September next following the date of these presents, a sum equivalent to two hundred and eighty dollars ($280) for each complete round trip which shall have been fully performed according to the intention of these presents previous to that date; and the balance of the subsidy shall be paid on the completion of the season's service.

Carriage of Mails.

Clause 7 of the contract provides for the carriage of mails.

DESCRIPTION OF VESSEL EMPLOYED.

Name.	Dimensions.			Tonnage.			Passenger Accommodation.	N. H. P.	Speed	Built.		
	Length.	Breadth.	Depth.	Net.	Gross.	Capacity.				At	In	Of
	Ft.	Ft.	Ft.						Knots			
Seal.....	175	26·6	20·5	277	607	550	20	85	11	Clyde	1911	Steel.

Distances.

	Miles.
Halifax to St. Peter's	154
St. Peter's to Grand Narrows	21½
Grand Narrows to Baddeck	9¾
Baddeck to North Sydney	40
North Sydney to Sydney	4½
Sydney to Ingonish	31
Ingonish to Neil's Harbour	11
Neil's Harbour to Aspey Bay	10
Aspey Bay to St. Paul's Island	21
St. Paul's Island to Channel	49
Channel to Codroy	27
Codroy to Bay St. George	55
Bay St. George to Bay of Islands	111
Bay of Islands to Bonne Bay	52
	596

TRAFFIC RETURNS.

Calendar Year.	No. of Round Trips run	Number of Passengers Carried.	Tons of Freight Carried.	Live Stock.	Mails. Bags.	Subsidy Paid.
1907	16	617	6,268	Not given.	Not given.	$2,000
1908	14	681	5,375	6	14	4,000
1909	14	645	5,650	30	20	4,000
1910	15	337	8,102	31	30	4,000
1911	15	In.....Nil. Out.....180 Total.....180	3,350 5,200 8,550	Nil.	13 9 22	4,000

From 1907 to 1910 inclusive, the service was performed by Messrs. Pickford and Black, of Halifax, N.S.

186.

HALIFAX AND SPRY BAY.

HALIFAX AND SHEET HARBOUR STEAMSHIP COMPANY, LIMITED.

Contract No. 55.

Vote 186.—Steam service between Halifax and Spry Bay.

1911-12	$2,500
1912-13	$2,500

This service is performed by the Halifax and Sheet Harbour Steamship Company, Limited, of Halifax, N.S., under terms of a contract bearing date February 27, 1911, and which expires on March 31, 1912. The principal provisions aside from those common to all contracts, are as follows:—

1. 'The said contractors will, on the first of April next following the date above written, place the steamer *Margaret*, a vessel of 186 tons gross register, with a carrying capacity of about 1,500 barrels, with passenger accommodation for 50 passengers, on a route between Halifax and Spry Bay, both in the province of Nova Scotia, and will from such commencement carry on and maintain until March 31, 1912, a regular weekly service between said ports, calling on all voyages at Jeddore, Owls Head, Tangier, Popes Harbour, Ship Harbour, Sheet Harbour and Sober Island, all in the said province of Nova Scotia, as well as at such other ports or places between the said terminal ports as may be, from time to time, required by the minister.

Government Wharfs.

2. 'In consideration of the subsidy herein stipulated, the contractors agree to call at all government wharfs when such is practicable and when such wharfs are available.

Subsidy: $2,500 per annum.

The subsidy is two thousand and five hundred dollars ($2,500), payable in two equal instalments of twelve hundred and fifty dollars ($1,250) each, one in the month of October next following the date of these presents, and the final instalment of twelve hundred and fifty dollars ($1,250) upon the completion of the service herein stipulated.

Carriage of Mails.

Clause 6 of the contract provides for the carriage of mails.

DESCRIPTION OF VESSEL EMPLOYED.

Name.	Dimensions.			Tonnage.			Passenger Accommodation.	N. H. P.	Speed	Built.		
	Length.	Breadth.	Depth.	Net.	Gross.	Capacity.				At	In	Of
	Ft.	Ft.	Ft.						Knots			
Margaret.....	92	19	9	100	195	175	90	27	10½	Sheet Harbour	1907	Wood

Distances.

	Miles.
Halifax to Jeddore	35
Jeddore to Owl's Head	15
Owl's Head to Tangier	10
Tangier to Pope's Harbour	10
Pope's Harbour to Ship Harbour	10
Ship Harbour to Sheet Harbour	20
Sheet Harbour to Sober Island	20
	120

TRAFFIC RETURNS.

Calendar Year.	No. of Round trips run.	Number of Passengers Carried.	Tons of Freight Carried.	Live Stock.	Mails.	Subsidy Paid.
1907.....	50	2,186	4,500	Nil.	Nil.	$1,250
1908.....	52	1,935	3,470	Nil.	Nil.	2,500
1909.....	51	2,226	3,710	Nil.	Nil.	2,500
1910.....	52	2,774	3,975	Nil.	Nil.	2,500
1911.....	48	In 1,531 Out 1,380 Total..2,911	1,475 3,220 4,695	Nil.	Nil.	2,307 69

187.

HALIFAX, SOUTH CAPE BRETON AND BRAS D'OR LAKE PORTS.

HALIFAX AND GLACE BAY STEAMSHIP CO., LTD.

Contract No. 66.

Vote 187.—Steam service between Halifax, South Cape Breton and Bras d'Or Lake ports.

1911-12	$4,000
1912-13	$4,000

This service was performed by the Halifax and Glace Bay Steamship Co., Ltd., of Halifax, N.S., under terms of a contract dated May 23, 1911, which expired on the close of navigation in 1911. The principal terms of the contract were as follows:—

Service.

1. The contractors having on the opening of navigation in the present year placed the SS. *Scotsburn* of 163 net tons and 230 gross tons upon the route hereinafter described between Halifax, South Cape Breton and Bras d'Or Lake ports, all in the province of Nova Scotia, and having maintained will continue to maintain the said service until the close of navigation in the current year.

2. The service hereinbefore referred to shall consist of a round trip every ten days from Halifax to Sydney, calling each way at Forchu, Petit de Grat and Gabarous, Louisburg, Port Morien, Glace Bay and North Sydney every trip, and every third trip the service shall be performed through the Bras d'Or Lakes, calling each way at St. Peter's, Grand Narrows, Iona and Baddeck, and three trips during the season to East Bay, calling each way at Johnston's harbour, Irish Cove, Big Pond and Castle Bay.

Government Wharfs.

3. In consideration of the subsidy herein stipulated the contractors agree to call at all government wharfs when such is practicable and when such wharfs are available.

Subsidy: $4 000 per annum.

Subsidy is payable at the rate of $4,000 per annum, as follows: $1,000 on the first days of the months of July, September and November, and the balance of $1,000 on the completion of the service at the close of navigation of the present year.

Mails.

Clause 7 of the contract provides for the carriage of mails.

DESCRIPTION OF VESSEL EMPLOYED.

Name.	Dimensions.			Tonnage,			Passengers Accommodation.		N. H. P.	Speed	Built.		
	Length.	Breadth.	Depth.	Net.	Gross.	Capacity.	1st class.	2nd class.			At	In	Of
	Ft.	Ft.	Ft.							Knots			
Scotsburn....	135	23	8.5	92	187	225	40	10	30	10	Mahone	1910	Wood

Distances.

	Miles.
Halifax to Gabarous	180
Gabarous to Louisburg	9
Louisburg to Mainadieu	12
Mainadieu to Port Morien	15
Port Morien to Glace Bay	10
Glace Bay to North Sydney	15
North Sydney to Sydney	5
	246

TRAFFIC RETURNS.

Calendar Year.	No. of Round trips run.	Number of Passengers Carried.	Tons of Freight Carried.	Live Stock.	Bags Mail.	Subsidy paid.
1911.....	25	In..... 71 Out 77	2,933 4,623	Nil.	Nil.	$ 3,800
		Total... 148	7,556	.....	.....	

188.

HALIFAX AND WEST COAST CAPE BRETON.

HALIFAX AND INVERNESS STEAMSHIP COMPANY, LTD.

Contract No. 70.

Vote 188.—Steam service between Halifax and West Coast Cape Breton, calling at way ports.

1911-12	$2,000
1912-13	$2,000

This service was performed by the Halifax and Inverness Steamship Company, Limited, under a contract dated July 13, 1911, which expired on the close of navigation in 1911. The principal provisions of the contract were as follows:—

Service.

1. The contractors being the owners of and having control of the steamer *Strathlorne* of 100 net tons, and having on the opening of navigation in the present year placed the said steamship on the route hereinafter defined, and having established and maintained will continue to maintain the service herein referred to until the close of navigation in the present year.

2. The service hereinbefore referred to shall consist of a service from the port of Halifax each week, calling weekly at the following points: Port Mulgrave, Port Hastings, Port Hood, Mabou, Grand Etang, Cheticamp and Eastern Harbour, Souris, Cardigan, Georgetown and Montague, and calling once every two weeks at Havre au Bouche and Margaree.

Government Wharfs.

3. In consideration of the subsidy herein stipulated the contractors agree to call at all government wharfs when such is practicable and when such wharfs are available.

Termination of Contract.

4. Subject to the stipulations of clause 20, this contract shall cease and determine upon the closing of navigation in the year 1911, unless further extended at the option of the minister for a further period of twelve months.

Subsidy: $2,000 per annum.

5. The subsidy is $2,000 per annum, payable in such instalments as may have been earned on the last day of each month during the continuance of this contract.

Mails.

Clause 8 of the contract provides for the carriage of mails.

DESCRIPTION OF VESSEL EMPLOYED.

Name.	Dimensions.			Tonnage.			Passenger Accommodation	N. H.P.	Speed—Knots.	Built.		
	Length Feet.	Breadth Feet.	Depth Feet.	Net.	Gross.	Capacity.				At	In	Of
Strathlorne.....	116	20 2	9	81	135	180	40	24	9	Mahone..	1909	Wood.

Distances.

	Miles.
Halifax to Mulgrave..	162
Mulgrave to Hastings..	4
Hastings to Port Hood..	22
Port Hood to Mabou..	11
Mabou to Margarée..	31
Margaree to Grand Etang..	6
Grand Etang to Eastern Harbour..	11
Eastern Harbour to Souris..	56
Souris to Georgetown..	19
Georgetown to Lower Montague..	2
Lower Montague to Montague..	4
	328

TRAFFIC RETURNS.

Calendar Year.	No. of Round Trips Run.	No. of Passengers Carried.	Tons of Freight Carried.	Live Stock.	Bags Mails.	Subsidy Paid.
1911	30	In.... 11 Out.. 24	2,588 5,276	Nil	Nil.	1,714 29
		Total 35	7,864	....	....	

189.

HALIFAX, ST. JOHN'S AND LIVERPOOL.

FURNESS, WITHY & CO..

Contract No. 3.

Vote 189.—Steam service between Halifax, St. John's, Nfld., and Liverpool.

1911-12..	$20,000
1912-13..	$20,000

This service, as at present run, is under terms of a contract entered into with Messrs. Furness, Withy & Company, Limited, of West Hartlepool, England, bearing

date March 1, 1911, and which will expire on March 31, 1912. The principal provisions, aside from those common to all contracts, are as follows:—

Period of Contract and Sailing Dates.

1. 'The contractors will, on the first day of April, next following the date of these presents, place on a route between the city or port of Halifax, in the province of Nova Scotia, and the city or port of St. John's, in Newfoundland, and the port of Liverpool in England, their steamers the *Tabasco*, the *Durango*, and the *Almeriana*, and will from such date maintain, until the 31st day of March, in the year 1912, by means of the said steamers, or with such other steamers as may be approved by the minister, a regular service between the cities and ports aforesaid, sailing from and returning to each of the terminal ports of Halifax and Liverpool aforesaid, at regular intervals of not less frequency than once in every seventeen days, and on such fixed dates as may be sanctioned by the minister, calling on all voyages both outward and inward at the port of St. John's, in Newfoundland.

Canadian Trade Commissioners.

Clause 2 of the contract provides for the free transportation of Canadian Trade Commissioners, their wives, children and household effects, when the Commissioners are travelling upon their official duties, &c.

Development of Transportaion over Government Railway.

3. It is hereby agreed by the contractors that as the aid herein expressed and provided for by the Canadian Government is for the express purpose of encouraging the development of Canadian trade and the transportation of Canadian goods through Canadian channels, the company accepts the aid on these conditions and agrees that all freight booked or carried by the said steamships from a port in the United Kingdom and during the time these make Halifax their terminal port, shall when not otherwise routed by shippers or consignees, be delivered to the Intercolonial Railway at Halifax for shipment to final destination in Canada provided that the rates demanded by the Intercolonial Railway shall not be in excess of the rates charged by any other railway company from said ports to final destination in Canada,

(*a*) Contractors are to hand over to the Intercolonial Railway at Halifax passengers for points in the maritime provinces or the province of Quebec providing the routing of such passengers is controlled by the contractors and that they are not otherwise routed. It is further agreed that the contractors through their agents in Canada shall see that they have all such freight for export as may be secured by them for a port in the United Kingdom at which the subsidized line may call delivered to the Intercolonial Railway at Montreal.

Subsidy: $20,000 per season.

Subsidy is payable at the rate of twenty thousand dollars ($20,000) per season, as follows:—

One quarter, or $5,000, on the first day of each of the months of July, October and January next following the date of these presents, and the balance, $5,000, on the completion of the service on April 1, 1912.

Freight and Passenger Rates.

Clause 6 of the contract provides that freight and passenger rates shall be approved by the minister.

Carriage of Mails.

Clause 9 of the contract provides for the carriage of mails.

DESCRIPTION OF VESSELS EMPLOYED.

Name.	Dimensions.			Tonnage.			Passenger Accommodation.			Refrigerator space.	N. H. P.	Speed—Knots.	Built.		
	Length.	Breadth.	Depth.	Net.	Gross.	Capacity.	1st Class.	2nd Class.	3rd Class.				At	In	Of
	Ft.	Ft.	Ft.							C. F					
Durango.....	332	41·7	28·8	1,927	3,008	4,834	2	....	....	....	299	12	Sunderland...	1895	Steel.
Venango	308·7	41·5	28·9	1,910	2,938	4,560	2	...	....	....	255	11	Sunderland...	1891	Steel.
Almeriana....	324·8	40·2	25·1	1,824	2,906	4,302	4	....	..	88,300	349	12	Middlesborough.....	1889	Steel.
Gulf of Venice	331·1	42·3	28·6	1,884	3,022	4,078	2	....	....	....	410	12	West Hartlepool..	1883	Iron.
Florence.....	293·5	40·2	26·1	1,609	2,493	....	....	...	....	....	200	..	Sunderland...	1889	Steel.
Tabasco	331·6	41·7	26·0	1,913	2,987	.....	....	....	....	....	360	..	Sunderland...	1895	Steel.

Distance between Terminal Ports.

The distance between Halifax and Liverpool is 2,453 miles.

TRAFFIC RETURNS.

Calendar Year.	No. of Round Trips Run.	Number of Passengers Carried.	Tons of Freight Carried.	Live Stock.	Mails, Packages.	Subsidy Paid.
1907.....	29½	353	65,832	Not stated....	Not stated....	$17,500
1908.....	25	53	44,132	Nil.	54	20,000
1909.....	27½	85	50,847	Nil.	Nil.	20,000
1910....	27	80	103,144	Nil.	Nil.	20,000
1911.....	25	In 16 Out 48	16,778 97,579	Nil.	Nil.	20,000
		Total... 64	114,357			

190.

MAINLAND AND MAGDALEN ISLANDS.

WILLIAM MCLURE.

Contract No. 12.

Vote 190.—Steam service between the opening and closing of navigation in 1912, between the Mainland and the Magdalen Islands.

1911-12	$15,000
1912-13	$15,000

The service is performed by William McLure, of Pictou, N.S., under terms of a contract bearing date of March 10, 1909, which will expire on the close of navigation in 1913. The principal provisions aside from those common to all contracts, are as follows:

Ports of Call.

1. 'The contractor will at the earliest opening of navigation in the present year that is to say, as soon as the ice will permit of the running of steamers over the route hereinafter named, place the steamer *Daisy* on the route between Pictou, in the province of Nova Scotia and the Magdalen Islands in the province of Quebec, and will for five years carry on and maintain by means of the said steamer, in manner hereinafter provided, a regular semi-weekly service, making each week two full round trips between Pictou and the islands aforesaid and return, calling on each trip each way at the railway wharf at Souris in the province of Prince Edward Island; and at ports in the Magdalen Islands as follows:—On all trips at Amherst Island, Point Basse and Grindstone Island; and at Etang du Nord and Grand Entry once each week; such weekly calls to be made on alternate trips; and once each month during each of the months of June, July, August and September, during the continuance of this contract at Bryan Island; and in case and whenever the weather will not permit of the landing of the mails and cargo at Etang du Nord, the contractor shall land the mails from the said steamers for House Harbour and Etang du Nord at Grindstone Island, and the steamer shall remain there long enough to allow such mails to be carried to House Harbour and Etang du Nord and return; calling also at such other port or ports, place or places en route as the minister may from time to time direct.

Duration of Service.

2. 'Such service shall continue regularly and uninterruptedly until the closing of navigation at Pictou aforesaid each fall or winter during the continuance of this contract, and from such closing of navigation such service shall be continued from some port in Cape Breton to such port or ports in the Magdalen Islands as the minister may approve until the closing of navigation at the Magdalen Islands, that is to say until the ice will not permit of the running of a steamer over such route; it being understood and agreed that calls at Grand Entry need not be made after the end of the month of September in each year.

'The days of the week and time of sailing from Pictou aforesaid shall be at all times subject to the approval of the minister, as well as shall be the maximum time allowed within which to complete the full round trip.'

Period of Contract.

3. This contract shall remain in force until the closing of navigation in the year 1913; and it is understood and agreed that the minister may authorize any changes in the service as above defined, or in the passenger and freight rate schedule hereto attached, as may not be inconsistent with the terms of the vote providing for the payment of the subsidy.

Passenger and Freight Rates.

4. 'The attached schedule of rates for passengers and freight subject to clause 3. shall be considered as part of this contract, and shall be the rates to be charged on all voyages performed under this contract.

NOTE.—The above-mentioned schedule of freight rates is not printed in this report, but particulars regarding it may be obtained from the Department of Trade and Commerce on application.

Government Wharfs.

5. In consideration of the subsidy herein stipulated the contractor agrees to call at all government wharfs when such is practicable, and when such wharfs are available.

Subsidy: $15,000 per annum.

6. 'A subsidy is payable at the rate of twelve thousand dollars ($12,000) per annum, as follows:—

On the first days of each of the months of July and October next, the sum of four thousand dollars ($4,000), and at the close of navigation as hereinbefore defined, the further sum of four thousand dollars ($4,000).

A supplementary agreement was entered into on June 15, 1910, increasing the original subsidy of $12,000 to $15,000 per annum.

Carriage of Mails.

Clause 8 of the contract provides for the carriage of mails.

Description of Vessel Employed.

Permission was given by the minister to substitute the *Lady Sybil* for the *Daisy*, referred to above. The *Lady Sybil* was built at Greenock, in 1908, of steel, and registered at the Magdalen Islands in 1908; length 165 feet, breadth 28-1 feet, depth 18-7 feet; net tonnage 352; gross tonnage, 676; 173 horse-power; speed 12½ knots.

Distances.

	Miles.
Pictou to Souris	50
Souris to Etang du Nord	76
Etang du Nord to Amherst	33
Amherst to Grindstone	9
Grindstone to Point Basse	4
Point Basse to Grand Entry	15
	187
Etang du Nord to Bryan Island	50

TRAFFIC RETURNS.

Calendar Year.	No. of Round Trips Run.	Number of Passengers Carried.	Tons of Freight Carried.	Live Stock.	Mail bags. In.	Mail bags. Out.	Subsidy Paid.
*1907	58	880	5,900	Not given.	Not given.		$15,000
*1908	61	1,357	4,472	18	1,499	1,453	15,000
1909	62	*1,168	1,419	944	1,619	1,577	12,000
1910	70	1,394	6,048	1,109	1,582	1,690	15,000
1911	61	In 723	1,320	1,265	1,277	Nil.	15,000
		Out 693	4,853	4	1,274	308	
		Total 1,416	6,173	1,269	2,551	308	

* The service during these years was performed by the Magdalen Islands Steamship Co., of Halifax. N.S.

191.

MAHONE BAY AND TANCOOK ISLAND.

J. Ernst & Sons, Ltd.

Contract No. 67.

Vote 191.—Steam service between Mahone Bay and Tancock Island.

1911-12	$1,000.00
1912-13	$1,000.00

This service is performed by Messrs. J. Ernst & Sons, Ltd., under contract dated May 23, 1911, which will expire on March 31, 1912. The principal provisions of the contract are as follows:—

Service.

1. The contractors having in the month of April next preceding the date of these presents placed the SS. *Kinburn*, of 168 gross tons and 79 net tons, on the route between Mahone Bay and Tancook Island, both in the province of Nova Scotia, and having maintained will continue to maintain until the 31st day of March, 1912, a service hereinafter described:—

Ports of call.

2. The said service is to be as follows:—

One round trip each week from Mahone Bay to Tancook Island calling at Little Tancook and when signalled at Blandford.

Government Wharfs.

3. In consideration of the subsidy herein stipulated, the contractors agree to call at all government wharfs when such is practicable and when such wharfs are available.

Subsidy: $1,000 per annum.

4. Subsidy is payable at the rate of $1,000.00 per annum, on the first days of July and October, 1911, and January and April, 1912.

Mails.

Clause 7 provides for the carriage of mails.

DESCRIPTION OF VESSEL EMPLOYED.

Name.	Dimensions.			Tonnage.			Passenger Accommodation.	N. H. P.	Speed Knots	Built.		
	Length. Feet.	Breadth Feet.	Depth. Feet.	Net.	Gross.	Capacity.				At	In	Of
Kinburn	114	23.5	10.5	79	168		40	28	10			

Distances.

	Miles.
Mahone Bay to Tancook Island	10

TRAFFIC RETURNS.

Calendar Year.	No. of Round Trips Run.	Number of Passengers Carried.	Tons of Freight Carried.	Live Stock.	Bags Mail.	Subsidy Paid.
						$
April 1 to July 1 1911.	10	In 24 Out 24	500 700	Nil.	Nil.	250
		Total 48	1,200			

192.

MONTREAL, QUEBEC AND MANCHESTER.

(SUMMER SERVICE.)

ST. JOHN, HALIFAX AND MANCHESTER.

(WINTER SERVICE.)

MANCHESTER LINERS, LTD.

(Furness, Withy & Co., Agents.)

Contract No. 23.

Vote 192.—Steam service between Montreal, Quebec and Manchester, England, during the summer season; and between St. John, Halifax, and Manchester, during the winter season.

1911-12 . . . . . $35,000
1912-13 . . . . . $35,000

This service is performed by the Manchester Liners, Ltd., of Manchester, England, under terms of a contract dated March 1, 1911, and which will expire on March 31, 1912. The principal provisions, aside from those common to all contracts, are as follows:—

Period of Contract—Freight rates—Cold storage.

1. "The contractors being the owners and proprietors of the steamers, the *Manchester Importer, Manchester Shipper, Manchester Trader, Manchester Port, Manchester Mariner and Manchester Spinner*, will on the first day of April next, following the date of these presents, place the said steamers on the route between Canada and the city of Manchester, in England, and will therewith or with other steamers of like class and capacity approved by the minister, maintain until the thirty-first day of March in the year 1912, a regular fortnightly service between Canada and the said city of Manchester, that is to say, sailing from each of the terminal ports of Montreal or St. John, as the case may be, and from Manchester on such fixed dates as may be sanctioned by the minister, and at regular intervals of not more than fourteen days, such dates to be duly advertised by the contractors; the sailings during the season of navigation on the River St. Lawrence to be from

the port of Montreal, in the province of Quebec, to the said city of Manchester, and from Manchester to the said port of Montreal, calling on all voyages both outwards and inwards at the port of Quebec, in the said province, and during the balance of the year when navigation is closed on the said River St. Lawrence, sailing from the port of St. John in the province of New Brunswick, to the said city of Manchester, and from Manchester to the said port of St. John, calling on all voyages inwards, that is, from Manchester to St. John, at the port of Halifax, in the province of Nova Scotia; and it is further understood and agreed that the contractors shall arrange that every facility is afforded for the carriage of any freight that may be offered at Halifax for Manchester, which freights shall be taken on board at Halifax on westbound trips, and that the freight rates to be charged on these goods shall not be higher than would be charged were the goods shipped direct; and as regards the steamers provided with cold storage, the contractors shall, while employed in this service, maintain the appliances connected therewith in constant efficiency and shall operate the same at all times while cargo is being stowed or carried in the compartments set aside for the purpose.

Freight Rates.

3. It is understood and agreed and is a condition precedent to the payment of the subsidy as hereinafter provided, or any portion thereof, that the freight rates which have been or may be charged by the contractors on goods carried or which may be carried by the said steamers between the ports above named during the continuance of, and under the terms of this contract, shall not exceed the rates current by other vessels or other lines less the rates charged or chargeable by the Manchester Ship Canal Company for the use of or for towage through the said canal or both.

Canadian Trade Commissioners.

Clause 4 provides for the free transportation of Canadian Trade Commissioners and their wives and children, and also Canadian Commercial Agents, with meals, first-class accommodation, and free transportation for their household effects, when they are travelling upon official duties or being transferred.

Subsidy: $35,000 per annum.

The subsidy is thirty-five thousand dollars ($35,000) payable quarterly in sums of $8,750 each during the months of July, October, January and April next succeeding the dates of these presents.

Freight and Passenger Rates.

A clause in the contract provides that freight and passenger rates shall be approved by the minister.

Carriage of Mails.

Clause 8 of the contract provides for the carriage of mails.

Intercolonial Railway Clause.

Clause 5 provides for carriage of goods and passengers via Intercolonial railway when possible.

DESCRIPTION OF VESSELS EMPLOYED.

Name.	Dimensions.			Tonnage.			Passenger Acc., 1st Class.	Refrigerator Space.	N. H. P.	Speed.	Built		
	Length.	Breadth	Depth.	Net.	Gross.	Capacity.					At	In	Of
	Ft.	Ft.	Ft.					Cu. Ft.		Kts			
Manchester Mariner...	360	48	20·2	2,672	4,106	6,838	3	Nil.	403	11	Hartlepool.....	1904	Steel.
Manchester Shipper.....	370	48	26·3	2,542	4,038	6,951	9	Nil.	379	11	West Hartlepool...	1900	Steel.
Manchester Port.....	360	48	20·2	2,662	4,093	6,906	3	Nil.	400	10½	Hartlepool.. .. .	1903	Steel & Iron
Manchester Trader	340	42·7	27	2,136	3,318	4,465	3	2,500	354	11	Londonderry.....	1890	Steel.
Manchester Spinner.....	360	48	20·2	2,760	4,227	7,158	Nil.	Nil.	372	11	Howdon-on-Tyne..	1903	Steel.
Manchester Importer....	370	48	26·3	2,538	4,023	6,966	9	Nil.	379	11	West Hartlepool..	1899	Steel.
Manchester Exchange. .	360	48	30	2,649	4,091	6,569	2	Nil.	374	10	West Hartlepool..	1901	Steel.
Manchester Corporation.	430	48	34	3,467	5,400	7,848	10	Nil.	541	12	West Hartlepool..	1899	Steel.
Manchester Commerce ..	430	48	34	3,444	5,363	7,848	10	10,000	541	12	West Hartlepool .	1899	Steel.

Distances.

The distance from Manchester to Montreal is 3,050 miles; from Manchester to St, John, 2,820 miles.

TRAFFIC RETURNS.

Calendar Year.	No. of round trips run.	Number of Passengers Carried.		Freight Carried.		Number of Live Stock Carried.	Bags of Mail.	Subsidy Paid.
				Weight.	Measurement.			
				Tons.	Tons.			
1907	25		110	122,152	.....	Not stated.	Not stated.	$35,000 00
1908	30		Nil.	112,794	59,908	6,678	Nil.	$35,000 00
1909	40		54	474,042	59,190	9,525	Nil	$34,781 25
1910	42		91	181,972	27,673	4,122	Nil	$35,000 00
1911	42½	In	59	59,281	15,395	36	Nil	$35,000 00
		Out	18	145,243	35,595	3,660		
		Total	77	204,524	50,990	3,696		

193.

MULGRAVE AND CANSO.

HUGH CANN & SON.

Contract No. 53.

Vote 193.—Steam service between Mulgrave and Canso.

1911-12	$6,000
1912-13	$6,000

This service is performed by Messrs. Hugh Cann & Son, of Yarmouth, N.S., under terms of contract bearing date January 30, 1911, and which will expire on March 31, 1912. The principal provisions, aside from those common to all contracts, are as follows:—

Frequency of service—Ports of call.

1. 'The contractors having, on or before the first day of the month of April next previous to the date of these presents, placed their steamer, the *John L. Cann,* of 81 tons net register, on a route between Port Mulgrave and Canso, in the province of Nova Scotia, and having from the said date carried on and maintained, will during the further continuance of this contract continue to carry on and maintain, by means of the said steamer, or such other steamer as may be approved by the minister, a regular daily service both ways (Sundays excepted) between the said ports.

Termination of contract—Withdrawal of steamer for repairs.

2. 'The said service to be continued until the 31st day of March, in the year 1912, unless sooner terminated under the provisions of section 21, or unless continued for another year from such date at the option of the minister; it being understood and agreed that the contractors shall have the privilege of withdrawing the said steamer one month during each year for repairs, painting and cleaning; during such withdrawal the service shall be run on alternate days by the steamer *Malcolm Cann* or other steamer approved by the minister.

Government Wharfs.

3. 'In consideration of the subsidy herein stipulated the contractors agree to call at all government wharfs when such is practicable and when such wharfs are available.

Wind and Ice.

4. 'It is also understood and agreed that in the event of any trip or trips being missed owing to its being impossible to perform the same on account of wind or ice, upon satisfactory evidence to that effect being furnished to the minister, he may direct that no deduction shall be made from the subsidy otherwise payable for the trips so missed.

New Steamship.

5. 'It is further understood and agreed that at the earliest date possible the contractors will place a new steamship now building on the route hereinbefore defined,

which steamship shall be 124 feet long, 25 feet wide and 9 feet deep, and will have a minimum underdeck capacity of 1,000 barrels, with improved passenger accommodation, and fitted with electric lights and having a speed of not less than 12 knots an hour, and also have adequate cool air accommodation for fish; the said new steamship to perform the contract hereinbefore stipulated.

Subsidy: $4,000 per annum.

6. 'Subsidy is payable at the rate of $4,000 per annum, in quarterly instalments of $1,000 on the first days of each of the months of July, October and January, and the balance of $1,000 on the completion of the year's service as herein defined.

Provided, however, that from and after the date of the placing of the new steamship upon the route, as set forth in clause 5, the subsidy shall be at the rate of $6,000 per annum, payable in quarterly instalments or such proportion as may have been earned at the rate of $6,000 at the close of the months hereinbefore referred to.

'Provided further, however, that one quarter of the subsidy otherwise payable shall be deducted when the contractors fail to make connections with the Intercolonial railway at Mulgrave for both eastbound and westbound traffic in the summer season and westbound traffic in the winter season in sufficient time to permit of the transfer of passengers, mails and express shipments, but such penalty shall not be inflicted when the contractors are able to satisfy the minister that the connection has been missed owing to ice, fog or snowstorms.

Carriage of Mails.

Clause 9 of the contract provides for the carriage of mails.

Description of Vessel Employed.

Name.	Dimensions.			Tonnage.			Passenger Accommodation.	N. H. P.	Speed knots.	Built.		
	Length.	Breadth	Depth.	Net.	Gross.	Capacity.				At.	In.	Of.
	Ft.	Ft.	Ft.									
John L. Cann.....	97·8	19·8	9.0	77	166	Not stated	94	34	9½	Yarmouth, N. S.	1891	Wood
Robert G. Cann....	119	24·6	9·4	111	265	Not stated	100	42	11	Shelburne, N. S.	1911	Wood

Distance.

The distance between Canso and Mulgrave is 24 miles.

TRAFFIC RETURNS.

Calendar Year.	No. of Round trips run.	Number of Passengers Carried.	Tons of Freight Carried.	Number of Live Stock Carried.	Bags of Mail.	Subsidy Paid.
						$
1907..	*280	2,535	2,665	Not stated.	Not stated.	2,000
1908.....	286	2,849	2,332	Nil.	777	4,000
1909.....	278	2,794	2,639	Nil.	1905	4,000
1910.....	282	3,148	3,095	Nil.	2,128	4,000
1911.....	334	In 1,654 Out 1,716	1,535 3,112	Nil.	1,839	4,256 41
		Total 3,370	4,647			

*Estimated.

194.

PORT MULGRAVE, ST. PETERS, IRISH COVE AND MARBLE MOUNTAIN.

RICHMOND STEAMSHIP COMPANY.

Contract No. 26.

Vote 194.—Steam service from the opening to the closing of navigation in 1912, between Port Mulgrave, St. Peter's, Irish Cove and Marble Mountain, and other ports on the Bras d'Or Lakes.

1911-12. . . . . $6,000
1912-13. . . . . $6,000

This service was performed by the Richmond Steamship Company of Sydney, N.S., under terms of a contract bearing date June 7, 1911, which expired on the close of navigation, 1911. The principal provisions, aside from those common to all contracts, are as follows:—

Period of Contract—Ports of Call.

1. The contractors having at the earliest opening of navigation in the present year, that is to say, as soon as the ice did permit of the running of the steamer over the routes hereinafter specified, placed their steamer, the *Richmond,* on such routes, and have from time to time carried on and maintained and will continue to carry on and maintain by means of the said steamer or such other steamer as may be approved by the minister, until the close of navigation in the present year, that is to say, until the ice will not permit of the running of the steamer over the said route, the following service, viz.: Two full round trips each week between Port Mulgrave, Poulamond, Grandique, St. Peter's, Johnstons Harbour, Irish Cove and Grand Narrows,

all situate on or contiguous to the waters of the Straits of Canso and the Great Bras d'Or Lake, and four full round trips each week between Grand Narrows and Marble Mountain, two of which each week to extend to West Bay, all situate on or contiguous to the Great Bras d'Or Lake.

Termination of Contract.

2. This contract shall remain in force until the closing of navigation in the year 1911.

Government Wharfs.

3. In consideration of the subsidy herein stipulated the contractors agree to call at all government wharfs when possible.

Subsidy: $6,000 per annum.

4. 'A subsidy of six thousand dollars ($6,000) per annum is payable as follows:—

In each year during the continuance of this contract, on the first day of July, the sum of one thousand five hundred dollars ($1,500); on the first day of October, one thousand five hundred dollars ($1,500); on the first day of December, one thousand five hundred dollars ($1,500); and the balance of one thousand five hundred dollars ($1,500) on the completion of the season's services as herein contracted to be performed.

Carriage of Mails.

Clause 7 of the contract provides for the carriage of mails.

DESCRIPTION OF VESSEL EMPLOYED.

Name.	Dimensions.			Tonnage.			No. of passengers carried.	N. H. P.	Speed	Built.		
	Length.	Breadth.	Depth.	Net.	Gross.	Capacity.				At	In	Of
	Ft.	Ft.	Ft.						Knots			
Richmond.....	112 5	18	8 25	105	162	75	100	21	9	Sydney...	1905	Wood

Distances.

	Miles.
Grand Narrows to Marble Mountain..	18
" West Bay..	31
" Irish Cove..	11
" Johnston's Harbour..	19
" St. Peter's..	31
" Grandique..	44
" Mulgrave..	65

TRAFFIC RETURNS.

Calendar Year.	No. of Round trips run	Number of Passengers Carried.	Tons of Freight Carried.	Live Stock Carried.	Mails.	Subsidy Paid.
1907.....	.....	1,320	650	Not stated.	Not stated.	$6,000
1908.....	145	2,100	772	Nil.	Nil.	6,000
1909.....	153	2,290	554	Nil.	Nil.	6,000
1910..	156	2,200	425	Nil.	Nil.	6,000
1911..	204	In 1,070 Out 900	335 180	6 Nil.	Nil.	6,000
		Total 1,970	515	6		

195.

MULGRAVE AND GUYSBORO'.

HUGH CANN & SON.

Contract No. 54.

Vote 195.—Steam service between Mulgrave and Guysboro', calling at intermediate ports.

1911-12. . . . . $6,000
1912-13. . . . . $6,000

This service is performed by Messrs. Hugh Cann & Son, of Yarmouth, N.S., under terms of a contract bearing date February 14, 1911, and which expires March 31, 1912. The principal provisions, aside from those common to all contracts, are as follows:—

Frequency of service—Ports of call.

1. 'The contractors will on or before the first day of April next following the date of these presents, place their steamer the *Malcolm Cann* of 78 tons net register, on a route between Port Mulgrave and Guysboro', in the province of Nova Scotia; and will from the said date carry on and maintain by means of the said steamer or such other steamer as may be approved by the minister, a regular daily service both ways (Sundays excepted) between the said ports, calling each day one way at Queensport, and extending the trips three times each week, during the season of open navigation, to the port of Boylston.

Termination of service—Withdrawal of steamer for repairs.

'The said service to be continued until the 31st day of March in the year 1912, unless sooner terminated under the provisions of section 19; it being understood and

agreed that the contractors shall have the privilege of withdrawing the said steamer one month during each year for repairs, painting and cleaning; during such withdrawal the service shall be run on alternate days by the steamer *John L. Cann* or other steamer approved by the minister.

Changes in service.

2. 'The minister may authorize any change or changes in the services as above defined as may not be inconsistent with the terms of the vote providing for the payment of the subsidy.

3. 'It is also understood and agreed that in the event of any trip or trips being missed owing to its being impossible to perform the same on account of wind or ice, upon satisfactory evidence to that effect being furnished to the minister, he may direct that no deduction shall be made from the subsidy otherwise payable for the trip so missed.

Subsidy: $5,000 per annum.

5. 'The subsidy is at the rate of $5,000 per annum, payable in quarterly instalments of $1,250 upon the first days of July, October and January, and upon the completion of one year's service.

(*a*) It is further provided that one quarter of the subsidy otherwise payable shall be deducted when the contractors fail to make connections with the Intercolonial railway at Mulgrave for both eastbound and westbound traffic in the summer season and westbound traffic in the winter season in sufficient time to permit of the transfer of passengers, mails and express shipments, but such penalty shall not be inflicted when the contractors are able to satisfy the minister that the connection has been missed owing to ice, fog or snowstorms.

(*b*) It is further provided that the sum of $1,000 shall be paid to the contractors in the event of their placing on the said route and on the Canso-Mulgrave route as stipulated in the contract dated the 30th day of January, 1911, a substitute boat subject to the approval of the minister other than the *Malcolm Cann* or the *John L. Cann*, when these two steamships are taken off the respective routes for repairs as stipulated in the respective contracts.

Carriage of Mails.

Clause 7 of the contract provides for the carriage of mails.

Distances.

The distance between terminal points is given as follows: Guysboro' to Mulgrave, 29½ miles; Guysboro' to Boylston, 5 miles.

DESCRIPTION OF VESSELS EMPLOYED.

Name.	Dimensions.			Tonnage.			Passenger Accommodation	N. H. P.	Speed Knots.	Built.		
	Length Feet.	Breadth Feet.	Depth Feet.	Net.	Gross.	Capacity.				At.	In.	Of.
Malcolm Cann.	112	20.1	10.8	78	212	Not stated	86	53	11	Lockeport, N.S.	1898	Wood
Latour.....	97.3	20.7	7.8	99	154	Not stated	40	30	9½	Yarmouth N.S.	1888	Wood

TRAFFIC RETURNS.

Calendar Year.	No. of Round Trips Run.	Number of Passengers Carried.	Tons of Freight Carried.	Live Stock.	Mails.	Subsidy Paid.
1907	* 270	3,202	783	Not stated.	Not stated.	$2,500
1908	265	3,099	1,576	32	581	5,000
1909	279	3,129	1,166	Nil.	980	4,000
1910	324	3,509	1,449	Nil.	981	5,000
1911	292	In 1,820 Out 2,261	935 444	Nil.	1,145	5,403 84
		Total 4,081	1,379			

* Estimated

196.

MULGRAVE AND CHETICAMP.

WILLIAM G. LESLIE.

Contract No. 58.

Vote 196.—Steam service between Mulgrave and Cheticamp.

1911-12 . . . . . $5,000
1912-13 . . . . . $5,000

This service is performed by William G. Leslie, of Grindstone, Magdalen Islands, under terms of a contract bearing date March 25, 1911, which expired on the close of navigation in that year. The principal provisions, aside from those common to all contracts, were as follows:—

Frequency of Service.

1. That on the opening of navigation in the present year, that is to say, as soon as the ice will permit of the running of a steamer over the route hereinafter defined, the contractors will place their steamer, the *Magdalen*, a vessel of 135 tons gross register, with such ample accommodation for both passengers and freight as is required for the service, on a route between Port Mulgrave and Cheticamp, both in the province of Nova Scotia, and will establish and maintain during the continuance of this contract, a regular semi-weekly service between such terminal ports, calling on all trips both ways at Port Hawkesbury, Port Hastings, Port Hood, Inverness, Margaree and Grand Etang, the aforesaid semi-weekly trips to leave Port Mulgrave on Mondays and Thursdays, and commencing first of October, an extra trip per week to Port Hood, when necessary, to meet the requirements of the fresh fish trade.

Termination of Contract.

2. 'The service as aforesaid to continue regularly and uninterruptedly until the closing of navigation in the autumn or winter next following the date of these presents, that is to say, until the ice will not permit of the running of a steamer over the route named, at which time this contract shall terminate unless sooner terminated under the provisions of section 19 hereof.

Government Wharfs.

3. In consideration of the subsidy herein stipulated the contractors agree to call at all government wharfs when such is practicable and when such wharfs are available.

Subsidy: $5,000.

The subsidy is at the rate of five thousand dollars ($5,000) per annum, payable as follows, viz.:—

'During the month of July next one thousand dollars ($1,000), or so much thereof as may have been earned on the 30th day of June next following the date of these presents; two thousand dollars ($2,000) on the first day of October next following the date of these presents; and the balance of two thousand dollars ($2,000) on the completion of the service at the close of navigation.

Carriage of Mails.

Clause 7 of the contract provides for the carriage of mails.

DESCRIPTION OF VESSELS EMPLOYED.

Name.	Dimensions.			Tonnage.			Passenger Accommodation.		N.H.P.	Speed Knots.	Built.		
	Length Feet.	Breadth Feet.	Depth Feet.	Net.	Gross.	Capacity.	1st class.	2nd class.			At.	In.	Of.
Magdalen.....	98.6	21.6	8.8	91	134	150	10	8	28	10	Shelburne N.S.	1906	Wood

Distances.

	Miles.
Mulgrave to Hawkesbury	1½
Hawkesbury to Hastings	4
Hastings to Port Hood	26
Port Hood to Inverness	18
Inverness to Margaree	13
Margaree to Grand Etang	9
Grand Etang to Cheticamp	8½
	80
Mulgrave to Pleasant Bay	100
" Pollette Cove	106½

TRAFFIC RETURNS.

Calendar Year.	No. of round trips run.	Number of Passengers Carried.	Tons of Freight Carried.	Live Stock.	Mails.	Subsidy Paid.
1907.....	54	435	1,223	Not stated.	Not stated.	$4,500
1908.....	65½	1,097	1,111	348	Nil.	5,000
1909.....	63	651	979	137	Nil.	5,000
1910.....	68	921	1,822	395	Nil.	5,000
1911.....	59	In 250 Out 271	1,169 1,898	827 4	Nil.	5,000
		Total 521	3,067	831		

197.

NEWCASTLE, NEGUAC AND ESCUMINAC, MIRAMICHI RIVER AND MIRAMICHI BAY.

MIRAMICHI STEAM NAVIGATION COMPANY, LIMITED.

Contract No. 49.

Vote 197.—Steam service between Newcastle, Neguac and Escuminac, calling at all intermediate points on the Miramichi River and Miramichi Bay.

1911-12..... $2,500
1912-13..... $2,500

This service is performed by the Miramichi Steam Navigation Company, Limited, of Chatham, N.B., under terms of a contract bearing date January 21, 1911, and which expired on the close of navigation in 1911. The principal provisions aside from those common to all contracts were as follows:—

Ports of Call—Frequency of Service.

1. 'The contractors, being the owners of and having control of the steamer *Alexandra,* of 201 tons register, will, upon the opening of navigation in the current year, that is to say, as soon as the ice will permit of the running of a steamer over the route hereinafter named, place the same on a route between Newcastle, Chatham, Loggieville, Escuminac, Negnac and other ports or places, all in the province of New Brunswick, and will establish and continue to maintain a regular daily service as hereinafter defined until the close of navigation during the current year on the Miramichi river and bay, that is to say, until the ice will not permit of the running of a steamer on such river and bay; such service to be run on Mondays,

Wednesdays and Fridays from Newcastle aforesaid, to and calling both ways at Chatham, Lower Newcastle, Loggieville, Oak Point, Church Point, Escuminac, Neguac and Mills Point Wharf, and on alternate days, that is to say on Tuesdays, Thursdays and Saturdays from Newcastle to and calling both ways at Chatham, Lower Newcastle, Loggieville, Oak Point, Bay du Vin, Church Point and Neguac, it being understood and agreed that the calls at Lower Newcastle and Mills Point wharf shall be conditional upon the completion of wharf at the respective points.

Termination of Contract.

2. This contract shall continue in force and effect, unless sooner terminated under the provisions of section 18 hereof, until the close of navigation in the autumn or winter in the present year, when it shall cease and determine.

Government Wharfs.

3. In consideration of the subsidy herein stipulated the contractors agree to call at all government wharfs when such is practicable, and when such wharfs are available.

Subsidy: $2,500 per Season.

The subsidy is $2,500 for the season's service payable in two equal instalments, one of $1,250 on the first day of September next, and the balance of $1,250 on the completion of the contract hereinbefore defined.

Carriage of Mails.

Clause 6 of the contract provides for the carriage of mails.

DESCRIPTION OF VESSELS EMPLOYED.

Name.	Dimensions			Tonnage.			Passenger Accomodation.	N H P.	Speed.	Built.		
	Length.	Breadth	Depth.	Net.	Gross.	Capacity.				At	In	Of
	Ft.	Ft.	Ft.						Kts			
Alexandra	97	24·5	9	136	200	50	400	38	10	Chatham	1902	Wood.

Distances.

	Miles.
Newcastle to Chatham	5
Chatham to Loggieville	5
Loggieville to Oak Point	7
Oak Point to Burnt Church	9
Burnt Church to Bay du Vin	10
Burnt Church to Escuminac	13
Escuminac to Neguac	17
	66

TRAFFIC RETURNS.

Calendar Year.	No. of round trips run.	Number of Passengers Carried.	Tons of Freight Carried.	Live Stock.	Sacks of Mail.	Subsidy Paid.
1907	170	2,000	1,500	Not given.	Not given.	$1,500
1908	170	7,500	1,300	14	625	$1,500
1909	162	7,050	1,475	34	702	$2,000
1910	174	8,396	1,510	29	574	$2,000
1911	166	In 3,502 Out 3,502	289 1,156	35 10	290 203	$2,500
		Total 7,004	1,445	45	493	

198.

PELEE ISLAND AND MAINLAND.

PELEE AND LAKE ERIE NAVIGATION COMPANY, LTD.

Contract No. 52.

Vote 198.—Steam service between Pelee Island and the mainland.

1911-12 . . . . . $5,000
1912-13 . . . . . $5,000

This service is performed by the Pelee and Lake Erie Navigation Company, Limited, of Pelee Island, under terms of a contract bearing date February 15, 1911, which will expire on March 31, 1912.

The principal provisions of the contract are as follows:—

Steamer.

1. The said contractors owning or having control of the steamer *Alfred Clarke*, a vessel of 147 tons net and 229 tons gross, with passenger accommodation for 300 persons, will place the said steamer on the route hereinafter described between Pelee Island in Lake Erie and the Mainland, on the first day of April in the year of these presents, and will continue and maintain the service hereinafter described until March 31, 1912, and will during all periods of closed navigation continue the service by land or other carriage as circumstances may require, and will carry mails twice per week during season of open navigation and once per week during season of closed navigation at such hours as may be appointed by the Postmaster General between the post offices of Pelee Island, Pelee Island South, Grove Avenue and Scudder and such post office on the mainland as may be designated by the Postmaster General.

Ports of call and frequency of service.

2. The route and service hereinbefore referred to shall consist of four round trips each week, weather permitting, between Pelee Island and Kingsville and Leamington, in the county of Essex and province of Ontario, and one additional round trip each week, weather permitting, between the said Pelee Island and the city of Windsor in the said county of Essex, and the said service shall be maintained and continued with the said steamer or some other steamers of like class, capacity and equipment approved by the minister.

Passenger and freight rates.

3. During the continuance of the said service the rates to be charged adult passengers shall be for the return trip between Pelee Island and Kingsville or Leamington or vice versa, one dollar ($1); and for the return trip between Pelee Island and Windsor or vice versa, one dollar and fifty cents ($1.50). The freight rates to be charged on the route to be as per schedule attached; such schedule, together with the passenger tariff, shall be posted in a conspicuous place, available to the public in the offices and agencies of the contractors.

Calls at Government Wharfs.

4. In consideration of the subsidy herein stipulated the contractors agree to call at all government wharfs when such is practicable and when such wharfs are available.

Termination of contract.

4. This contract shall continue in force until the thirty-first day of March, 1912, unless sooner terminated under provisions of section twenty hereof.

Subsidy: $5,000.

6. The subsidy is at the rate of $5,000 per annum, payable as follows, viz.: on the last days of July and November respectively in the year of these presents, the sum of $2,000, and on March 31, 1912, the sum of $1,000; or such portions thereof as may be earned in each period so ending.

Mails.

Clause 8 of the contract provides for the carriage of mails.

DESCRIPTION OF VESSEL EMPLOYED.

Name.	Dimensions.			Tonnage.			Passenger Accommodation.	N. H. P.	Speed.	Built		
	Length.	Breadth	Depth.	Net.	Gross.	Capacity.				At	In	Of
	Ft.	Ft.	Ft.						Kts			
Alfred Clarke.....	110	22·2	8·6	147	229	...	270	11	10	Saugatuck, Mich.	1887	Wood.

SCHEDULE OF FREIGHT RATES.

—	Kingsville and Leamington.	Windsor.
	$ cts.	$ cts.
Grain and potatoes, per cwt., car lots	0 06	0 08
Single bags up to fifty, per cwt	0 07	0 09
Fruit in baskets, per cwt.	0 20	0 20
Wine, per bbl.	0 50	0 50
Oil "	0 50	0 50
Salt and flour, per bbl	0 25	0 25
Minimum charge on one parcel	0 15	0 15
Any one animal, horses or cattle	1 50	1 50
Any two " " "	3 00	3 00
Any three " " "	4 50	4 50
Any additional animal over three	1 25	1 25
Hogs and sheep up to ten, each	0 40	0 40
" " over ten	0 35	0 35
Groceries and hardware, per cwt	0 15	0 15
Lumber, per M ft. up to 5 M ft	2 00	2 00
After 5 M ft.	1 50	1 50
Shingles, per M	0 25	0 25
Lath, per M.	0 35	0 35
Gristing, per bag, return	0 10	0 10
Tobacco, per cwt	0 20	0 20
Buggies, set up, each	1 00	1 00
Buggies, crated, each	1 50	1 50
Coal, per ton	1 00	1 00

Distances.

The distances on the route are given as follows:—

	Miles.
Kingsville to Leamington	8
Leamington to Pelee Island	16
Pelee Island to Windsor	53
Total	77

TRAFFIC RETURNS.

Calendar Year.	No. of Round Trips Run	Passengers. — Number.	Freight. — Tons.	Live Stock.	Mails. Bags.	Mails. Sacks.	Subsidy Paid.
1907*		2,671	2,730	Nil.	Not	stated.	$1,500
1908*, Jan. 1 to June 30		624	5,540	150	150	117	375
1909		2,015	358	555	348	24	4,000
1910	180	5,602	† 2,718	1,231	1,016	215	4,000
1911	211	In 2,191	446	41	676	383	5,000
		Out 2,169	798	691	544	Nil.	
		Total 4,360	‡ 1,244	732	1,220	383	

* Service performed by T. J. Stockwell, Leamington, Ont. During the latter part of 1908 the Chatham Navigation Co. performed this service.

† 222 M. ft. lumber and 154 M. shingles were also carried.

‡ 279 M. ft. lumber were also carried.

199.

PETIT DE GRAT AND I.C.R. TERMINUS AT MULGRAVE.

HUGH CANN & SON.

Contract No. 20.

Vote 199.—Steam service between Petit de Grat and Intercolonial Railway terminus at Mulgrave.

1911-12	$5,000
1912-13	$5,000

This service is performed by Messrs. Hugh Cann & Son, of Yarmouth, N.S., under terms of a contract bearing date April 18, 1911, which expires on March 31, 1912. The principal provisions, aside from those common to all contracts, are as follows:—

Frequency of service and ports of call.

1. 'The contractors having on the first day of April last occurring before the date of these presents, placed the steamer *Percy Cann* on the Petit de Grat, Arichat and Mulgrave route, in the province of Nova Scotia, and having since that date and will therewith or with the assistance when necessary of a substitute steamer approved of by the minister, continue to perform a steamship service to consist of one full round trip each way daily (Sundays excepted), calling on all trips going and coming at Arichat and at West Arichat, and once each week at Correto's Factory, Cape Auget, on trips from Arichat to Mulgrave, such service to be regular and uninterrupted except as hereinafter provided during the continuance of this contract, that is to say, until the thirty-first day of the month of March, in the year 1912.

Removal of steamer for painting, &c.

2. 'It is further agreed and provided, that during such month as may be approved by the minister during the continuance of this contract, the contractors shall be allowed to remove the steamer performing this service for painting, cleaning, &c., and during such month the steamer performing the Canso-Mulgrave service shall, in lieu thereof, call at Arichat on each trip both going and coming.

Trips omitted on account of wind or ice.

3. 'Provided, however, in the event of any trip or trips being missed owing to its being impossible to perform the same on account of wind or ice, upon satisfactory evidence being furnished to the minister, he may direct that no deduction shall be made from the subsidy otherwise payable for the trips so missed, and clause 6 in this contract is hereby modified with this sole intent and meaning.

Termination of contract.

4. This contract shall cease and determine on the aforementioned thirty-first day of March, 1912, unless sooner terminated as hereinafter provided.

Government Wharfs.

5. In consideration of the subsidy herein stipulated the contractors agree to call at all government wharfs when such is practicable and when such wharfs are available.

Subsidy: $3,000 per annum.

6. 'Subsidy is payable at the rate of three thousand dollars ($3,000) per annum, as follows:—

The sum of seven hundred and fifty dollars ($750) during the current month of July; and a like sum of seven hundred and fifty dollars ($750) during each of the months of October, January and April, thereafter occurring during the continuance of this contract.

Provided, however, that on and after the date on which the steamer *John L. Cann* is placed upon the route hereinbefore stipulated, and continues the said service in place of the *Percy Cann*, the subsidy shall be at the rate of $5,000 per annum, payable in such instalments as may be earned thereafter in the months hereinbefore stated.

Carriage of mails.

Clause 9 of the contract provides for the carriage of mails.

DESCRIPTION OF VESSELS EMPLOYED.

Name.	Dimensions.			Tonnage.			Passenger Accommodation.	N. H.P.	Speed—Knots.	Built.		
	Length.	Breadth	Depth	Net.	Gross.	Capacity.				At	In	Of
	Ft.	Ft.	Ft.									
Percy Cann.....	77	17·1	6·6	56	80	Not stated	40	13½	8	Meteghan N.S....	1892..	Wood.
John L. Cann...	97·8	19·8	9	77	166	Not stated	94	34	9½	Yarmouth N.S....	1891..	Wood.

Distances.

	Miles.
Petit de Grat to Arichat.....	9
Arichat to West Arichat.....	6
West Arichat to Mulgrave.....	17
	32

TRAFFIC RETURNS.

Calendar Year.	No. of Round Trips Run	Number of Passengers Carried.	Tons of Freight Carried.	Live Stock.	Mails, Sacks.	Subsidy Paid
1907	283	1,972	852	Not stated.	Not stated.	$3,000
1908	275	1,950	800	Nil.	Nil.	3,000
1909	253	1,989	874	5	570	3,000
1910	305	1,978	726	Nil.	1,698	3,000
1911	264	In 1,216 Out 951	729 223	Nil.	870 713	3,257 71
		Total 2,167	952		1,583	

200.

PETITCODIAC RIVER, MONCTON, WAY PORTS, AND A PORT OR PORTS IN THE COUNTY OF CUMBERLAND, N.S.

SHEPODY NAVIGATION CO., LTD.

Contract No. 47.

Vote 200.—Steam service on the Petitcodiac River between Moncton and way ports, and a port or ports on the west coast of the County of Cumberland, in the Province of Nova Scotia.

1911-12 . . . . . $2,000
1912-13 . . . . . $2,000

This service is performed by the Shepody Navigation Company, Limited, of Moncton, N.B., under terms of a contract bearing date March 30, 1911. This contract expires on the close of navigation in 1911. The principal provisions, aside from these common to all contracts, are as follows:—

Period of contract

1. 'The contractors, having control of the steamer *Wilfrid C.* of a gross tonnage of ninety-nine tons, will place on the first day of April next following the date of these presents the said steamer on the route hereinafter described, and will maintain and continue to maintain the same in service during open navigation in the year 1911 on a route or routes between Moncton aforesaid and ports on the Pétitcodiac river and other ports hereinafter mentioned in the province of New Brunswick and in the province of Nova Scotia on the Bay of Fundy, and will continue to maintain in service on such route or routes said steamer or another of like class, capacity and equipment approved by the minister, during open navigation on such routes until the close of navigation in the present year, at which time this contract shall cease and determine unless sooner terminated in manner hereinafter provided.

Frequency of Service—Ports of call.

2. 'The service hereinbefore referred to and contracted for shall consist of regular tri-weekly trips between Moncton and Hillsboro', Edgetts Landing and Hopewell Cape, weekly trips between Moncton and Hopewell Hill, Riverside and Harvey, N.B., and Joggins, N.S., such weekly trips to extend every second week to River Hebert and Shulee, N.S.

Government Wharfs.

3. 'In consideration of the subsidy herein stipulated the contractors agree to call at all government wharfs when such is practicable and when such wharfs are available.

Subsidy: $2,000 per annum.

The subsidy is at the rate of two thousand dollars ($2,000) per annum, payable in sums of one thousand dollars ($1,000) on the first day of July, 1910, and one thousand dollars ($1,000) upon the close of navigation in the present year.

Mails.

The contract does not require steamers to carry mails.

DESCRIPTION OF VESSEL EMPLOYED.

Name.	Dimensions.			Tonnage.			Passenger Accommodation.	N. H.P.	Speed—Knots.	Built.		
	Length.	Breadth	Depth.	Net.	Gross.	Capacity.				At	In	Of
	Ft.	Ft.	Ft.									
Wilfrid C.... ...	80	18	8	48	99	680 brls.	125	16	12	Yarmouth N.S....	1897..	Wood.

Distances.

		Miles.
Moncton to	Hillsboro'..	15
"	Edgetts'..	18
"	Hopewell..	21
'	Hopewell Hill..	31
"	Harvey..	32
"	Riverside..	34
"	Shulee..	37
"	Joggins..	39
"	R. Hebert..	51

TRAFFIC RETURNS.

Calendar Year.	No. of Round Trips Run.	Number of Passengers Carried.	Tons of Freight Carried.	Live Stock.	Mails.	Subsidy Paid.
1907..	98†	1,445	2,786	Not stated.	Not stated.	*$2,500
1908.....	98†	1,060	2,415	2	Nil.	$1,000
1909.....	99	872	1,880	Nil.	Nil.	$2,000
1910.....	98	1,705	1,905	Nil.	Nil.	$2,000
1911.....	.....	In 575 Out 429	386 440	Nil.	Nil.	$2,000
		Total 1,004	826			

* Including part of subsidy for previous year. † Estimated.

201.

PICTOU AND CHETICAMP.

W. A. BEATTIE.

Contract No. 16.

Vote 201.—*Steam service from the opening to the closing of navigation in* 1912 *between Pictou and Cheticamp.*

1911-12.. . . . . $2,000
1912-13.. 2,000

This service is performed by Wm. A. Beattie, of Halifax, N.S., under terms of a contract entered into on March 6, 1911, which expired on the close of navigation, 1911.

Ports of Call.

A regular weekly service is run by the steamer *Electra* between Pictou and Cheticamp, calling on all trips both ways at Port Hood, Margaree Harbour, Eastern Harbour, Big Pond, and whenever required by the minister at Henry Island, Mabou Mouth, Inverness, Red Cape and Port Bain, as well as such other port or ports, place or places en route as the minister may from time to time direct; such service to continue until the close of navigation in 1911.

Amount of Subsidy $2,000.

A subsidy of two thousand dollars ($2,000) is payable as follows:—On the first day of July the sum of fifty-seven dollars ($57) for each round trip which shall at the time have been fully performed; on the first day of October a further sum of fifty-seven dollars ($57) for each round trip which shall have been performed previous

to that date, excluding, however, payment for the round trip which had been fully performed at the time of the previous payment; and the balance of the subsidy then remaining payable shall be paid on the completion of the service contracted to be performed.

Government Wharfs.

3. In consideration of the subsidy herein stipulated the contractors agree to call at all government wharfs when such is practicable and when such wharfs are available.

Carriage of Mails.

Clause 7 of the contract provides for the conveyance of mails.

DESCRIPTION OF VESSEL EMPLOYED.

Name.	Dimensions.			Tonnage.			Passenger Accommodation.	N. H. P.	Speed Knots	Built.		
	Length.	Breadth	Depth.	Net.	Gross.	Capacity.				At	In	Of
	Ft.	Ft.	Ft.									
Electra.....	85.9	16.9	8·2	78	107	110	39	25	10	Arcadia, N.S.	1887	Wood
Arcadia.....	68·0	16.7	6.4	42	62	70	30	17	8½	Yarmouth, N.S.	1884	Wood

The 'Electra' was wrecked on October 23, 1911.

Distances.

	Miles.
Pictou to Port Hood	53
Port Hood to Mabou	11
Mabou to Port Bain	18
Port Bain to Inverness	5
Inverness to Red Cape	5
Red Cape to Margaree	11
Margaree to Big Pond	10
Big Pond to Cheticamp	10
	123

TRAFFIC RETURNS.

Calendar Year.	No. of Round Trips Run.	Number of Passengers Carried.	Tons of Freight Carried.		Number of Live Stock.	Bags of Mail.	Subsidy Paid.
			Weight.	Measurement.			
			Tons.				$
1907	24	181	670	.....	Not given.	Not given.	1,368
1908	31	282	1,857	776	248	Nil.	2,000
1909	32	198	1,289	.....	678	.....	2,000
1910	36	247	1,361	Nil.	927	Nil.	2,000
1911	26½	In 136 Out 91	112 1,061	280 30	Nil.	Nil.	1,396 50
		Total 227	1,173	310			

202.

PICTOU, MURRAY HARBOUR, GEORGETOWN AND MONTAGUE BRIDGE.

THREE RIVERS STEAMSHIP COMPANY.

Contract No. 19.

Vote 202.—Steam service between Pictou, Murray Harbour, Georgetown and Montague Bridge.

1911-12. . . . . $6,000
1912-13. . . . . $6,000

This service was performed by the Three Rivers Steamship Company of Charlottetown, P.E.I., under terms of a contract bearing date March 27, 1911, which expired on the close of navigation in 1911. The principal provisions, aside from those common to all contracts, are as follows:—

Period of Contract.

1. The contractors will on the opening of navigation in the year of these presents, place their steamer the *Enterprise* on a route, and will maintain the service hereinafter described between Montague, in the province of Prince Edward Island, and Pictou, Port Hood, Port Mulgrave and Port Hawkesbury in the province of Nova Scotia, viz.: a regular service as follows:—

(*a*) Two round trips each week sailing from Montague, calling at Georgetown and Murray Harbour in Prince Edward Island and Pictou in Nova Scotia, returning to Murray Harbour, Georgetown and Montague.

(*b*) One round trip each week sailing from Montague, calling at Georgetown and Souris in Prince Edward Island, Port Hood, Port Hawkesbury and Port Mulgrave, all in Nova Scotia, the said trip to Port Hood to be performed weather permitting, such trips and such calls to be made regularly and uninterruptedly from the opening of navigation, 1911, until the close of navigation of the present year, that is to say, until the ice will no longer permit the vessel running on the said route.

Subsidy: $6,000 per annum.

Subsidy is payable at the rate of six thousand dollars ($6,000) per annum, as follows, that is to say:—

On each of the first days of July and September during the continuance of this contract two thousand dollars ($2,000); on the close of navigation at the end of the current year, as hereinbefore defined, two thousand dollars ($2,000).

Government Wharfs.

The contractors have agreed to call at government wharfs whenever possible.

Carriage of Mails.

Clause 7 of the contract provides for the carriage of mails.

DESCRIPTION OF VESSEL EMPLOYED.

Name.	Dimensions.			Tonnage.			Passenger Accommodation.	N. H. P.	Built		
	Length.	Breadth.	Depth.	Net.	Gross.	Capacity.			At	In	Of
	Feet.	Feet.	Feet.								
Enterprise.....	120	25	8·5	98	210	100	100	42	Shelburne, N.S.	1907	Wood

Speed, 11 knots.

Distances.

	Miles.
Montague to Georgetown	6
Georgetown to Beach Point	12
Beach Point to Murray River	7
Murray River to Murray Harbour South	7
Murray Harbour South to Pictou	27
	59
Montague to Georgetown	6
Georgetown to Souris	20
Souris to Port Hood	37
Port Hood to Hawkesbury	26
Hawkesbury to Mulgrave	2
	91

TRAFFIC RETURNS.

Calendar Year.	Number of round trips run.	Number of Passengers Carried.		Tons of Freight Carried.	Number of Live Stock Carried.	Bags of Mail.	Subsidy Paid.
							$
1907	76		1,320	2,464	Not stated.	Not stated.	2,400
1908	98		1,366	3,376	137	313	6,000
1909	101		1,533	3,410	826	290	6,000
1910	106		1,525	3,416	634	817	6,000
1911	96	In	771	1,972	16	119	6,000
		Out	938	1,783	346	144	
		Total	1,709	3,755	362	263	

203.

PRINCE RUPERT, B.C., AND QUEEN CHARLOTTE ISLANDS.

GRAND TRUNK PACIFIC RAILWAY.

Contract No. 61.

Vote 203.—Steam service between Prince Rupert, B.C., and Queen Charlotte Islands.

1911-12	$10,000
1912-13	10,000

On October 21, 1909, a contract was entered into with the Grand Trunk Pacific Railway providing for a service from November 1, 1909, to March 31, 1915.

The principal provisions are:—

Service and Ports of Call.

1. The contractors will on the first day of November next following the date of these presents place such steamer or steamers as may be necessary to properly perform the service hereinafter specified, of such class, speed and equipment as may be satisfactory to the minister, and will from said date perform a service from the Mainland of British Columbia to Queen Charlotte Islands and return as hereinafter set forth.

2. The said service shall consist of not less than two round trips each month during the months of November, December, January, February and March from Prince Rupert, B.C., calling at Port Simpson, Naas Bay, Stewart, thence to Massett in Queen Charlotte Islands, Skidegate, Queen Charlotte City, Lockeport, Ikeda Bay, Jedway, Collinson Bay and Porcher Island, thence back to Prince Rupert; and during the remaining seven months of the year not less than four round trips each month upon the route as aforesaid.

3. This contract shall remain in force, unless sooner terminated under conditions hereinafter expressed, until the 31st day of March, 1915, and it is understood and agreed that the minister may authorize any change or changes in the above service as may not be inconsistent with the terms of the vote governing the payment of the subsidy therefor.

Subsidy: $200 per Round Trip.

Subsidy is payable at the rate of $200 for each round trip performed, starting from and returning to Prince Rupert, payable in such instalments as may be due on the first day of February, May, August and November during each year of the continuance of this contract.

Carriage of Mails.

Clause 7 provides for the carriage of mails.

DESCRIPTION OF VESSELS EMPLOYED.

Name.	Dimensions.			Tonnage.			Passenger Accommodation.	N. H. P.	Speed.	Built		
	Length.	Breadth.	Depth.	Net.	Gross.	Capacity.				At	In	Of
	Feet.	Feet.	Feet.						Knots			
Prince Albert...	232	30	13·5	586	1,015	900	188	167	10	Hull, Eng	1892	Steel.
Prince John....	185	29·5	14	540	905	800	225	103	10	Bowling, Scotland	1910	Steel.

Distances.

	Miles.
Prince Rupert to Port Simpson	38
Port Simpson to Naas Bay	34
Naas Bay to Stewart	68
Prince Rupert to Massett	76
Massett to Skidegate	96
Skidegate to Queen Charlotte City	5
Queen Charlotte City to Lockeport	76
Lockeport to Jedway	44
Jedway to Ikeda Bay	11
Ikeda Bay to Collinson Bay	3
Collinson Bay to Porcher Island	117
Porcher Island to Prince Rupert	20
	588

TRAFFIC RETURNS.

Calendar Year.	No. of Round trips run.	Passengers Carried.	Freight.		Live Stock.	Mails.		Subsidy Paid.
			Tons Weight.	Tons Measurement.		Lock Bags.	Tied Sacks.	
Nov. to Dec. 31, 1909.....	2	61	346	57	Nil.	39	21	$400
1910	39	3,097	2,089	2,674	4	1,000	599	$7,800
1911	33	In...2,053	974	611 M	Nil.	383	264	$6,600
Feb. 1 to Oct. 31		Out..2,654	641	2 M	1	826	567	
Total	.....	4,707	1,615	613 M	1	1,209	831	

Claims for the whole of 1911 have not yet been received.

204.

PRINCE EDWARD ISLAND, CAPE BRETON AND NEWFOUNDLAND.

DOMINION COAL COMPANY, LIMITED.

Contract No. 36.

Vote 204.—Steam service between Prince Edward Island and Cape Breton and Newfoundland.

1911-12	$12,000
1912-13	$12,000

This service is performed by the Dominion Coal Company, Limited, of Glace Bay, C.B., under terms of a contract bearing date January 14, 1911, and which expired on the close of navigation in 1911. The principal provisions, aside from those common to all contracts, are as follows:—

Frequency of Service—Ports of call.

1. The contractors having control of the steamer *Rosalind* with speed of 12 knots and of 3,000 gross tons register equipped with Marconi system of wireless telegraphy and electric lights and bells, and with adequate passenger accommodation will place the said steamship or other steamships as may be approved by the Minister on the opening of navigation in the present year on a route between Montreal, in the province of Quebec, and St. John's, in Newfoundland, and will maintain thereafter the said steamship or other steamships on the said route until the closing of navigation in the autumn next succeeding the date of these presents and perform a regular service from Charlottetown, in the province of Prince Edward Island, to St. John's, Newfoundland, aforesaid, as follows:—

(*a*) During the months of June, July, August and September the steamship *Rosalind* shall be employed in the performance of this contract, and during the said months the sailings from Charlottetown shall be every seven days, fog and general weather conditions permitting.

(*b*) During the remaining months of the season of navigation such other steamship shall be employed as may be approved by the Minister, and the sailings from Charlottetown during such months shall be every ten days.

(*c*) Calls shall be made throughout the season as follows:—

On all Eastbound trips from Montreal at Summerside and Charlottetown in the said Province of Prince Edward Island and at North Sydney and Sydney in the Province of Nova Scotia, and upon all Westbound trips at Sydney, N.S.

It being understood and agreed that on Eastbound voyages calls shall be made at Summerside, Souris and North Sydney, should there be sufficient depth of water and also there being a reasonable number of passengers or quantity of cargo offering.

Subsidy: $12,000 per annum.

4. The subsidy is twelve thousand dollars ($12,000) payable as follows, that is to say:—On the first day of each of the months of July and September occurring during the continuance of this contract, the sum of $4,000 and on the completion of the service as hereinbefore defined the further sum of $4,000.

Government Wharfs.

Clause 2 provides for calls at all Government wharfs, when ever possible.

Carriage of mails.

Clause 6 of the contract provides for the carriage of mails.

DESCRIPTION OF VESSELS EMPLOYED.

Name.	Dimensions.			Tonnage.			N. H. P.	Speed Knots.	Passenger Accommodation.		Refrigerator space.	Built		
	Length.	Breadth	Depth.	Net.	Gross.	Capacity.			1st Class.	2nd Class.		At	In	Of
	Feet.	Feet.	Feet.											
Bonavista .	240	35·5	18·3	837	1,306	1,600	160	10½	40	30	Nil	Low Walker.	1884	Iron.
Cacouna...	250	35·4	16·4	931	1,451	1,950	142	9½	Nil	Nil	Nil	New-castle...	1884	Iron.
Rosalind...	300	41	21·5	1,634	2,568	3,000	319	11	100	45	Nil.	New-castle...	1890	Steel.

Distances.

	Miles.
Montreal to Charlottetown	750
Charlottetown to Sydney	220
Sydney to St. John's	400
	1370

TRAFFIC RETURNS.

Calendar Year.	Number of Round trips run.	Number of Passengers Carried.	Tons of Freight Carried.	Number of Live Stock Carried.	Subsidy Paid.
1907	10	830	7,745	Not stated.	$8,000
1908	9	482	6,864	1,219	8,000
1909	12	535	11,321	1,415	8,000
1910	12	417	10,251	2,052	8,000
1911	32	In 704 Out 1,453	1,493 35,790	2 2,812	12,000
		Total 2,157	37,283	2,814	

205.

PRINCE EDWARD ISLAND AND GREAT BRITAIN.

MANCHESTER LINERS, LTD.

Contract No. 64.

Vote 205.—Steam service between Prince Edward Island and Great Britain.

1911-12	$7,500
1912-13	$7,500

This service is performed by the Manchester Liners, Limited, of Manchester, England, under terms of a contract dated February 10, 1911, which expired on December 31, 1911.

The principal provisions of the contract are as follows:—

Sailings.

1. The Contractors being the owners of the steamer *Manchester Trader* of 3,318 tons gross register, guaranteed fitted and provided with adequate cold storage and with forced ventilation fans both forward and aft, and the steamships *Manchester Shipper* and *Manchester Spinner* both of which are fitted with forced ventilation, will place the said steamships or other steamships as may be approved from time to time by the Minister on the route between the city of Charlottetown, P.E.I., and the city of Manchester, England, and will make with each of the said three steamships one trip from the said city of Charlottetown to Manchester, the said steamships sailing from Charlottetown on or about the following dates during the present year, viz.: *Manchester Shipper* sailing September 27; *Manchester Trader* sailing October 25; and *Manchester Spinner* sailing November 26.

Cold Storage.

2. It is understood and agreed that the ventilating fans hereinbefore provided for must be continuously operated on the voyages hereinbefore stipulated, as well as while cargo is being loaded for such voyages, and the cold storage plant on the *Manchester Trader* must also be continuously operated whenever there is cargo in the cold storage compartments.

Calls at other ports.

3. It is understood and agreed that the said steamer or steamers may call at other Canadian ports on each or any of the voyages run, conditioned however that Charlottetown shall in all cases be the last port of departure direct for Manchester, and that the steamer shall not on any east-bound voyage call anywhere between Charlottetown and Great Britain.

Freight rates.

4. It is understood and agreed, and is a condition precedent to the payment of the subsidy hereinafter provided, or any portion thereof, that the rates to be charged on any freights carried between the said terminal ports of Charlottetown and Man-

chester shall in no case be greater than the rates current at the time on the same freights from Montreal to Manchester.

Subsidy: $7,500.

Clause 5 provides for a subsidy of $7,500, payable only on the full completion of the service herein contracted to be performed; it being understood and agreed that in case of the failure on the part of the contractors to run the full three trips there shall be no payment of the subsidy or any portion thereof. The steamers are required to sail from Charlottetown within 6 days of the date fixed by the time-tables.

Mails.

Clause 9 of the contract provides for the carriage of mails.

Description of vessels employed.

Name.	Dimensions.			Tonnage.			Passenger accommodation.	Refrigerator space.	N. H. P.	Speed—Knots.	Built		
	Length.	Breadth	Depth.	Net.	Gross.	Capacity.					At	In	Of
	Feet.	Feet.	Feet.					c. ft.					
Manchester Trader..	340	421·7	27	2,136	3,318	4,465	3	2,500	354	11	Londonderry.	1890	Steel.
Manchester Shipper.	370	48	26·3	2,542	4,038	6,951	9	Nil.	379	11	West Hartlepo'l	1900	Steel.
Manchester Spinner.	360	48	20·2	2,760	4,227	7,158	Nil.	Nil.	372	11	Howdon-on-Tyne.	1903	Steel.

Distances.

The distance from Charlottetown, P.E.I., to Manchester is 2,476 miles.

TRAFFIC RETURNS.

Calendar Year.	Number of Trips Run.	Passengers Carried.	Freight Carried.		Live Stock.	Mails.	Subsidy Paid.
			Weight.	Measurement.			
		No.	Tons.	Tons.			$
1910....	3	Nil.	941	18	126	Nil.	7,500
1911....	3	2	520	.....	96	Nil.	7,500

This is an outward service only.

206.

PRINCE EDWARD ISLAND AND THE MAINLAND.

CHARLOTTETOWN STEAM NAVIGATION COMPANY.

Contract No. 13.

Vote 206.—Steam service from the opening to the closing of navigation in 1912, between Prince Edward Island and the mainland.

1911-12	$12,500
1912-13	$12,500

This service is performed by the Charlottetown Steam Navigation Company, Limited, under terms of a contract dated March 23, 1910, which expires on December 31, 1916. The principal provisions, aside from those common to all contracts, are as follows:—

Daily Service.

1. The contractors at the earliest opening of navigation in the year 1911, over the routes hereafter named, that is to say, in the early part of the said year, whenever or as soon as the ice will permit of the running of steamers of British register between Charlottetown, in the province of Prince Edward Island, and Pictou, in the province of Nova Scotia, and between Summerside, in the province of Prince Edward Island, and Pointe du Chêne, in the province of New Brunswick, will place their steamers the *Empress,* of 612 net and 1,342 gross tons with a speed capacity of 16½ knots, and the *Northumberland,* of 1,255 tons gross register, with a speed capacity of sixteen knots per hour—on the said routes, and will therewith or with such other steamers as may be approved by the minister carry on and maintain during the continuance of this contract a daily service between the hereinbefore named ports or places, making one full round trip each day (Sundays excepted) from Charlottetown to Pictou and return to Charlottetown; and one full round trip each day (Sundays excepted) from Summerside to Pointe du Chêne and return to Summerside or vice versa as the minister may direct; the hours of departure and arrival of the said steamers from and at each of the points or places hereinbefore named being at all times subject to the approval of the minister, who may at any time alter the same by giving notice thereof to the contractors; provided always that a reasonable time be allowed for the transfer of freight to and from the railways.

Cold Storage.

It is understood and agreed that the steamers employed in the performance of this contract shall each be fitted with and shall operate such cold storage appliances and accommodation as the minister may from time to time deem necessary or require.

Duration of Service.

2. Such service as aforesaid shall be performed regularly and uninterruptedly during the season and until the closing of navigation each winter during the continuance of the contract, that is to say, each season until the ice will not permit of the running of steamers over the routes named or either of them.

Subsidy: $12,500 per annum.

3. The subsidy is twelve thousand five hundred dollars ($12,500) per annum, which subsidy shall be payable as follows, that is to say:

On the first day of July next following the date of these presents, the sum of three thousand five hundred dollars ($3,500).

On the first day of October ensuing, the sum of five thousand dollars ($5,000), and at the close of navigation for the season hereinbefore defined, the balance payable of four thousand dollars ($4,000); and so in like manner each year during the continuance of this contract.

Period of Contract.

4. This contract shall, unless sooner terminated in manner as hereinafter provided, remain in force and have effect until the thirty-first day of December, 1916, or until such time thereafter as the ice will not permit of the running of the steamers over the routes hereinbefore defined. It is, however, further provided and agreed that either of the parties of this contract shall have the right of terminating the same at any time during the continuance thereof by giving six months' notice in writing to the other party to that effect, and in case this contract is so terminated the Crown shall not be held liable to damages.

Change in route.

7. Notwithstanding any provision in this contract, it is further understood and agreed that should the Minister at any time during the continuance of this contract so decide, and the proper facilities be provided, the route known herein as the Charlottetown-Pictou route shall be changed to the Charlottetown-Brulé route, and the services performed between the latter two ports in the same manner as stipulated in this contract for the Charlottetown-Pictou route.

Carriage of Mails.

Clause 9 of the contract provides for the carriage of mails.

DESCRIPTION OF VESSELS EMPLOYED.

Name.	Dimensions.			Tonnage.			Passenger Accommodation.	Refrigerator Space.	N. H. P.	Speed	Built		
	Length	Breadth	Depth.	Net.	Gross.	Capacity.					At	In	Of
	Ft.	Ft.	Ft.				1st Cl's.	Cu. Ft.		K'ts			
On Charlottetown and Pictou Route:—													
Northumberland.....	225	33	20	519	1,255	500	585	Nil.	350	15	Newcastle-on-Tyne.	1891	Steel.
On Summerside and Point du Chene Route:—													
Empress.....	235	34	20	612	1,342	650	707	Nil.	365	16½	Newcastle-on-Tyne.	1906	Steel.

Distances.

	Miles.
Charlottetown to Pictou	52
Summerside to Pointe du Chêne	40½

TRAFFIC RETURNS.

Charlottetown and Pictou Service.

Calendar Year.	Number of Round Trips Run.		Number of Passengers Carried.	Tons of Freight Carried.	Live Stock.	Mails.		Subsidy Paid.
1907	177		8,862	16,247	Not stated.	Not stated.		$12,500—for both services.
						Lock Bags.	Tied Sacks.	
1908	208		11,104	18,258	2,287	2,357	2,255	$12,500—for both services.
1909	217		9,733	20,939	3,008	2,251	2,154	$12,500—for both services.
1910	219		11,282	18,410	4,878	2,309	2,052	$12,500—for both services.
1911	207	In	5,318	10,227	295	995	917	$12,500—for both services
		Out	5,323	8,072	2,226	935	458	
		Total	10,641	18,299	2,521	1,930	1,375	

Summerside and Point du Chene Service

1907	199		29,135	20,317	Not Stated.	Not stated.		
						Lock Bags.	Tied Sacks.	
1908	198		29,240	16,721	14,765	2,694	19,361	See above.
1909	210		30,653	23,799	15,321	2,683	23,502	
1910	222		31,649	19,421	13,887	3,097	28,704	
1911	212	In	14,962	8,402	81	2,145	25,667	
		Out	16,826	12,634	7,361	1,346	7,471	
		Total	31,788	21,036	7,442	3,491	33,138	

207.

QUEBEC AND BLANC SABLON.

HOLLIDAY BROS.

Contract No. 35.

Vote 207.—Steam service during the year 1912 between Quebec and Blanc Sablon calling at ports and places along the northern shore of the River St. Lawrence between such terminals.

1911-12	$20,000
1912-13	$20,000

This service was performed by Messrs. Holliday Bros., of Quebec, under terms of a contract bearing date September 10, 1911, and which will expire on the close of navigation in the year 1914. The principal provisions, aside from those common to all contracts, were as follows:—

1. 'The contractors shall on the opening of navigation on the River St. Lawrence, in the spring of the year next following the date of these presents, that is to say, as soon as the ice will permit of the running of a boat over the said route, place a steamer or steamers subject to the approval of the Minister, on the route between Quebec and Natashquan, on the north shore of the River St. Lawrence; and will, with such steamer or steamers as may at all times be approved by the Minister, continue to carry on and maintain a regular weekly service during each month of the remaining season of open navigation on the River St. Lawrence, and so in like manner during each year of the continuance of this contract, in manner as follows:—

Ports of Call.

'From Quebec to Esquimaux Point weekly voyages, calling both ways on all trips at Les Escoumins, Manicouagan, Godbout, Point des Monts, Trinity Bay, Seven Islands, Moisie, Sheldrake, Thunder River, Magpie, River St. John, Long Point and Mingan; three of such trips each month to be extended during each season to Natashquan, with a further extension of two trips each month to Harrington, calling at way ports between Natashquan and Harrington, and in addition extending one trip each season to Blanc Sablon, also calling at intermediate ports.

(*a*) It being also understood and agreed that the first trip each spring to Esquimaux Point shall be extended to Natashquan.

(*b*) It is also understood and agreed that the calls at Les Escoumins shall be made whenever weather conditions and tide will permit, or when there are freight and passengers to land or embark at that place.

Termination of Contract.

2. 'This contract shall remain in force to the close of navigation in the year 1914.

Accommodation.

3. The steamers engaged upon the service hereinbefore stipulated shall be fitted with reasonable cold storage accommodation and with passenger accommodation for

thirty saloon and fifty steerage passengers, and with a carrying capacity of not less than 1,200 barrels and be lighted with electricity and classed A 1 Lloyds.

Subsidy: $20,000 per annum.

4. 'The subsidy is twenty thousand dollars ($20,000) per annum, payable as follows, viz.: In each year during the continuance of the contract the sum of six thousand dollars ($6,000) on the first day of July; six thousand dollars ($6,000) on the first day of October; and the balance of eight thousand dollars ($8,000) on the closing of navigation as hereinbefore defined.

Carriage of Mails.

Clause 7 of the contract provides for the carriage of mails.

Description of Vessels Employed.

Name.	Dimensions.			Tonnage.				Built		
	Length.	Breadth.	Depth.	Net.	Gross.	N. H. P.	Speed.	At	In	Of
	Feet.	Feet.	Feet.				K'ts			
Aranmore	241·5	34·8	15·7	500	1,170	260	....	Dundee.	1890	Iron.
General Wolfe	205·7	29·2	14·5	386	775	166	....	Newcastle-on-Tyne	1891	Steel.

The "General Wolfe" was wrecked on June 28, 1911.

Distances.

	Miles.
Quebec to Manicouagan	212
Manicouagan to Godbout	31
Godbout to Pt. des Monts	9
Pt. des Monts to Trinity Bay	6
Trinity Bay to Egg Island	15
Egg Island to Pentecost	11
Pentecost to Seven Islands	39
Seven Islands to Moisie	15
Moisie to Sheldrake	44
Sheldrake to Thunder River	4
Thunder River to Magpie	12
Magpie to St. John's River	6
St. John's River to Long Point	9
Long Point to Mingan	5
Mingan to Esquimaux Point	18
Esquimaux Point to Natashquan	74
Natashquan to Harrington	130
Harrington to Blanc Sablon	120
	760

TRAFFIC RETURNS.

Calendar Year.	No. of Round Trips Run.	Number of Passengers Carried.	Tons of Freight Carried.	Live Stock.	Mails.		Subsidy Paid.
							$
1907	32	2,508	24,000	Not stated.	Not stated.		20,000
					Lock Bags.	Tied Sacks.	
1908	35	2,695	10,180	22	1,693	1,448	20,000
1909	35	2,359	4,970	110	1,589	913	20,000
1910	30	2,996	8,600	179	1,389	1,138	20,000
1911	19	In 910	1,530	18	291	428	13,666 65
		Out 893	2,130	80	379	428	
		Total 1,803	3,660	98	670	856	

208.

QUEBEC AND GASPE BASIN.

BOUCHARD BROS.

Contract No. 21.

Vote 208.—Steam service between Quebec and Gaspé Basin, touching at intermediate ports.

1911-12 . . . . . $8,500
1912-13 . . . . . $8,500

This service is performed by Messrs. Bouchard Bros., of Quebec, under terms of a contract bearing date the 27th January, 1909, which will expire on the close of navigation in 1913. The principal provisions, aside from those common to all contracts, are as follows:—

Frequency of Service—Ports of Call.

1 .The contractors will on the opening of navigation on the River St. Lawrence in the spring of the present year, that is to say, as soon as the ice will permit of the running of a boat over the following route, place their steamer, the *Restigouche,* of 945 and 463 gross and net tons, respectively, on the route between Quebec and Gaspé Basin, and will during the season of open navigation on the River St. Lawrence, that is to say, as long as the ice will permit of the running of a boat over the said route in each year during the continuance of this contract, carry on and maintain by means of the said steamer or by means of another of the same class acceptable to the Minister,

a regular service of two full round trips each month between Quebec and Gaspé Basin, calling both ways, weather and water permitting, at Matane, Cape Chatte, St. Anne des Monts, Mont Louis, Grand Vallée, Chlorydomes, Fox River, Griffin Cove, L'Anse à Louise, Grand Grève, Douglastown, Gaspé Basin, and at the following places once each round trip, either on the up or down voyage, viz., Ste. Felicité, Mechin, Martin River, Claude River, St. Antoine, Little Magdalen, Cape Magdalen, Petite Vallée, Pte. Frigate, Pte. Seches, Grand Etang, Anse à Valeau, Pte. Jaune, Little Fox River, Cape Rosier, as well as such other port or ports, place or places, en route as the Minister may from time to time direct, and

(*a*) Calling both ways at Rivière du Loup wharf, provided there be sufficient depth of water to do so.

Provision for Change in Service.

2. The Minister may authorize any change or changes in the services as above defined as may not be inconsistent with the terms of the vote providing for the payment of the subsidy.

Termination of Contract.

3. This contract, unless sooner terminated under the provision of section 19, shall remain in force to the close of navigation, in the year one thousand nine hundred and thirteen.

Subsidy: $8,500 per Annum.

The subsidy is eight thousand five hundred dollars ($8,500) per annum, payable as follows, viz.: In each year during the continuance of this contract the sum of two thousand five hundred dollars ($2,500) on the first day of July; three thousand dollars ($3,000) on the first day of October, and the balance of three thousand dollars ($3,000) on the closing of navigation as hereinbefore defined.

Carriage of Mails.

Clause 6 of the contract provides for the carriage of mails.

DESCRIPTION OF VESSELS EMPLOYED.

Name.	Dimensions.			Tonnage.			Passenger Accommodation.			N. H. P.	Speed.	Built.		
	Length.	Breadth.	Depth.	Net.	Gross.	Capacity.	1st. Cl.	2nd Cl.	3rd. Cl.			At	In	Of
	Feet.	Feet.	Feet.								K'ts			
Lady of Gaspe.. (formerly Restigouche).	229.7	31	16.1	705	1,189	1,501	90	30	100	170	12¾	Port Glasgow	1877	Iron..

Distances.

	Miles.
Quebec to Matane	205
Matane to Ste. Felicité	9
Ste. Felicité to Mechins	14
Mechins to Cap Chat	13
Cap Chat to Ste. Anne	9
Ste. Anne to Marten River	19
Marten River to Claude River	11
Claude River to Mont Louis	6½
Mont Louis to St. Antoine	7½
St. Antoine to Lit. Madeleine	5
Lit. Madeleine to Cap Madeleine	4
Cap Madeleine to Grand Valley	6½
Grand Valley to Pte. Vallée	3½
Pte. Vallée to Pte. Frigate	4
Pte. Frigate to Chlorydomes	5½
Chlorydomes to Pte. Seche	2½
Pte. Seche to Grand Etang	3
Grand Etang to Anse à Valeau	6½
Anse à Valeau to Pte. Jaune	3
Pte. Jaune to Little Fox River	3
Little Fox River to Fox River	3
Fox River to Griffin Cove	5½
Griffin Cove to L'Anse à Louise	4
L'Anse à Louise to Cap Rosier	2
Cap Rosier to Grande Greve	11
Grande Greve to Douglastown	5
Douglastown to Gaspé	8½
	379½

TRAFFIC RETURNS.

Calendar Year.	No. of round trips run.	Number of Passengers Carried.		Tons of Freight Carried.	Live Stock.	Mails.	Subsidy Paid.
1907	15		2,275	2,200	Nil.	Nil.	$8,500
1908	15		2,225	2,295	Nil.	Nil.	$8,500
1909	15		1,806	2,359	Nil.	Nil.	$8,500
1910	15		1,631	2,525	Nil.	Nil.	$8,500
1911	15	In	1,084	1,120	Nil.	Nil.	$8,500
		Out	717	950			
		Total	1,801	2,070			

209.

QUEBEC AND ISLE OF ORLEANS.

QUEBEC AND LÉVIS FERRY COMPANY, LIMITED.

Contract No. 51.

Vote 209.—Steam service between Quebec and the Isle of Orleans during the time between the closing of regular navigation in the autumn and the taking of the ice bridge between the island and the mainland; also after the breaking up of the ice bridge until the resumption of regular navigation in the spring.

1911-12	$500
1912-13	$500

This service was performed by the Quebec and Lévis Ferry Company, Limited, of Quebec, under terms of a contract bearing date November 14, 1910, which expired in April, 1911. The principal provisions, aside from those common to all contracts, were as follows:—

Ports of Call—Frequency of Service.

1. 'The contractors being the owners of and having control of the steamer *Polaris*, a vessel of 532 tons gross register, with such adequate accommodation for both passengers and freight as is necessary for the service herein contracted for, will, as soon hereafter during the current month or during the month of December next, as may be necessary or required, place the same on a route between the city of Quebec and the Island of Orleans, and maintain therewith a service of at least four full round trips each week, ice, snow storms and weather permitting, from and to the said ports or places and return during the time occurring between the closing of regular navigation in the present autumn and the taking of the ice bridge between the said Island of Orleans and the mainland, and again in the ensuing spring from the time of the breaking up of the ice bridge to the resumption of regular navigation.'

Termination of Service.

4. 'This contract shall remain in force and have effect only until the said resuming of regular communication between the points named in the month of April next, after the date of these presents.'

Subsidy: $500.

6. 'A subsidy of five hundred dollars ($500) is payable on the completion of the service hereinbefore contracted for.'

Carriage of Mails.

The contractors are required to convey on each and every trip the courier bearing His Majesty's mails.

DESCRIPTION OF VESSELS EMPLOYED.

Name.	Dimensions.			Tonnage.			Passenger Accommodation.	N. H. P.	Speed	Built.		
	Length.	Breadth.	Depth.	Net.	Gross.	Capacity.				At	In	Of
	Ft.	Ft.	Ft.						Knots			
Polaris...	118 5	31·2	16·5	335	532	150	518	101	12	Levis.....	1883, rebuilt 1911.	Wood and iron.

Distances.

Quebec to Isle of Orleans, 5 miles.

TRAFFIC RETURNS.

Calendar Year.	No. of round trips run.	Number of Passengers Carried.	Tons of Freight Carried	Live Stock.	Mails.	Subsidies Paid
1907.....		1,307	37	Nil.	Nil.	$500
1908..		800	57	Nil.	Nil.	500
Jan. 1 to Apr. 23, 1909....		400	31	Nil.	Nil.	500
Nov. 29, 1909 to April 11, 1910.....	32	1,608	100	Nil.	Nil.	500
Nov. 28, 1910, to Apr. 11, 1911.. ..	32	In 1,000 Out 1,000	47 30	.....	.....	500
		Total 2,000	77	.....	.....	

210.

QUEBEC AND THE NORTH SHORE OF THE ISLE OF ORLEANS.

THE QUEBEC AND LEVIS FERRY CO., LTD.

Contract No. 69.

Vote 210.—Steam service between Quebec and ports on the north shore of the Isle of Orleans.

1911-12.. . . . . $2,500.00
1912-13.. . . . . $2,500.00

This service is performed by the Quebec and Levis Ferry Co., Ltd., under a contract dated July 13, 1911, which will expire on the close of navigation in 1912. The principal provisions of the contract are as follows:—

Service.

1. The contractors being owners of and having control of the steamer *North* of 182 net tons and having on or before the 15th day of July in the present year placed the said steamer on a route between the City of Quebec and certain ports on the north shore of the island of Orleans as hereinafter defined, and having established will continue to the 15th of November, 1911, to maintain the service stipulated and in a like manner save that the service shall be from the opening to the closing of the season of navigation, i.e., 15th November, 1912, in the year next succeeding the date of these presents.

Ports of call.

2. The service hereinbefore shall consist of two round trips each week between the City of Quebec and St. François and St. Famille on the North Shore of the Island of Orleans and a third round trip shall be made if contractors find that traffic warrants it in the months of September and October.

Government Wharfs.

3. In consideration of the subsidy herein stipulated the contractors agree to call at all Government wharfs when such is practicable and when such wharfs are available.

Expiration of Contract.

4. Subject to the stipulations of clause 21, this contract shall cease and determine upon the closing of navigation in 1912, unless further extended by the Minister for such period as the Minister may hereafter determine.

Contractors' right to cancel Contract.

5. It is further understood and agreed that the contractors shall have the option of discontinuing the said service, and this contract shall be cancelled so far as the season of navigation of 1912 is concerned, provided notice to that effect in writing is given to the Minister on or before the first day of March, 1912.

Subsidy: $2,500 per annum.

6. The subsidy is at the rate of $2,500 per annum, payable in such instalments as may have been earned on the last day of each month during the continuance of this contract.

Mails.

Clause 9 provides for the carriage of mails.

Minister's right to cancel Contract.

Clause 21 gives the Minister the right to cancel contract on 30 days' notice.

DESCRIPTION OF VESSEL EMPLOYED.

Name.	Dimensions.			Tonnage.			Passenger Accommodation.	N.H.P.	Speed.	Built.		
	Length.	Breadth	Depth.	Net.	Gross.	Capacity.				At	In.	Of.
	Ft.	Ft.	Ft.						Knots			
North	132·4	25·2	9·3	182	289	Not stated	150	30	10	Levis. . .	1886 Rebuilt 02.	Wood

Distances.

	Miles.
Quebec to St. Famille	18
St. Famille to St. François	7
	25

TRAFFIC RETURNS.

Calendar Year	No. of Round Trips		No. of Passengers Carried.	Tons of Freight Carried.	Live Stock.	Bags Mail.	Subsidy Paid.
							$
1911	40	In	813	379	.....	.....	
		Out	797	96	Nil.	Nil.	2,500
		Total	1,610	475			

211.

RIVIERE DU LOUP, TADOUSAC AND OTHER NORTH SHORE PORTS.

THE TRANS-ST. LAURENT COMPANY, LIMITED.

Contract No. 62.

Vote 211.—Steam service between Rivière-du-Loup, Tadousac and other north shore ports.

1911-12	$6,000
1912-13	$6,000

This service is performed by the Trans-St. Laurent Co., Ltd., of Fraserville, Quebec, under a contract dated March 27, 1911, which will expire on October 31, 1916.

The principal provisions of the contract are as follows:—

Service.

1. The Contractors owning and controlling the steamer Mahone, of 78 net and 126 tons gross, with accommodation for 40 passengers, will on May 1, 1911, place the said steamer on a route between Rivière-du-Loup and Tadousac, and other ports as hereinafter described, and will from the said date continue to maintain with the said steamship the said service, and the said contractors will continue to maintain with the said steamship or such other steamship as maybe approved by the Minister, the said service from and including May 1 of each year until and including October 31 of each year, the said contract to begin on May 1, 1911, and to expire on October 31, 1916.

2. The service shall consist of the following trips, viz.: Full round trips from Rivière du Loup on week days as follows:

(a) In July and August:—Twice a week, calling at St. Catherine's Bay, Tadousac and Escoumins. Three times a week, calling at St. Catherine's Bay, Tadousac and Grosse Roche in the Saguenay. Once a week calling at St. Simeon, St. Catherine's Bay and Tadousac.

(b) In June and September:—Twice a week, calling at St. Catherine's Bay, Tadousac and Escoumins. Twice a week calling at St. Catherine's Bay, Tadousac and Grosse Roche. Once a week calling at St. Simeon, St. Catherine's Bay and Tadousac.

(c) In May and October:—Twice a week calling at St. Catherine's Bay, Tadousac and Escoumins. Twice a week calling at St. Catherine's Bay, Tadousac and Grosse Roche. Once a week calling at St. Simeon.

Calls at Government Wharfs.

3. In consideration of the subsidy herein stipulated, the contractors agree to call at all government wharfs when such is practicable, and when such wharfs are available within the area for which the service is subsidized.

Subsidy: $6,000 per Annum.

4. The subsidy is $6,000 per annum, payable in three equal instalments of two thousand dollars ($2,000) on the first days of July, September, and November during the continuance of this contract.

Carriage of mails.

Clause 7 of the contract provide for the carriage of mails.

Description of Vessels Employed.

Name.	Dimensions.			Tonnage.		N.H.P.	Speed.	Built.		
	Length.	Breadth	Depth.	Net.	Gross.			At	In	Of
	Ft.	Ft.	Ft.				Knots			
Contest	132·3	23·0	10·5	104	270	100	.	Quebec	1872	Composite
								Rebuilt, Levis	1895	
Rhoda	131 6	23·0	10·1	59	182	45	.	Levis, Que	1874	Wood.
Mahone	86	19 8	10·5	79	127	24	11	Mahone Bay, N.S	1904	Wood.

Distances.	Miles.
Rivière du Loup to St. Simeon	35
St. Simeon to St. Catherine's Bay	30
St. Catherine's Bay to Tadousac	5
Tadousac to Escoumains	28
	98
Rivière du Loup to Tadousac	24

TRAFFIC RETURNS.

Calendar Year.	No. of round trips run.		Passengers. 1st Class	Passengers. 2nd Class.	Freight. Tons Weight.	Freight. Tons Meas.	Live Stock.	Mails. Lock Bags.	Mails. Tied Sacks.	Subsidy Paid.
1909			1,093	259	936		13	430	653	$3,627 65
1910	115		2,026		309		23	617	290	6,000 00
1911	142	In	1,386		36		8	352	6	
		Out	1,407	Nil.	317	9	10	879	294	6,000 00
		Total	2,793		353	9	18	1,231	300	

212.

WINTER STEAM SERVICE BETWEEN RIVIERE DU LOUP, TADOUSAC AND OTHER ST. LAWRENCE PORTS.

LA COMPAGNIE TRANS-ST. LAURENT.

Contract No. 62.

Vote 212.—Winter steam service between Rivière du Loup, Tadousac and other St. Lawrence ports.

1911-12 . . . . . $8,000
1912-13 . . . . . $8,000

This service is performed by La Compagnie Trans-St. Laurent, of Fraserville, Que., under contract dated March 27, 1911, which will expire on March 31, 1916.

The principal provisions of the contract are as follows: —

Steamer.

1. The contractors owning and controlling the steamer *Mahone* of 78 net and 126 tons gross, with accommodation for forty passengers, will on the first day of April, 1911, place the said steamer on a route between Rivière du Loup and Tadousac and

other ports as hereinafter described, and will from and after the said date continue to maintain with the said steamship the service hereinafter described, and the said contractors will continue to maintain with the said steamship or such other steamships as may approved by the Minister the said service until the 30th day of April in the year 1916.

Service.

2. The service hereinbefore referred to shall consist of :—(*a*) An average of four round trips each month during the months of November and December of the calendar years 1911-1912-1913-1914-1915, and the months of January, February and March of the calendar years 1912-1913-1914-1915-1916 between Rivière du Loup and Tadousac.

(*b*) An average of two round trips each month between Tadousac and Escoumins or St. Simeon or Anse de la Grosse Roche or *vice versa*, calling at one or more of the said latter three ports during the months of December in the years 1911-1912-1913-1914-1915, and also an average of two round trips each month between the ports referred to in this paragraph during each of the month of January, February and March of the years 1912-1913-1914-1915-1916.

Government Wharfs.

3. In consideration of the subsidy herein stipulated the contractors agree to call at all government wharfs when such is practicable and when such wharfs are available.

Subsidy.

Clause 4 provides for the payment of subsidy as follows:—

(*a*) $200 for each round trip performed between Tadousac and Rivière du Loup during the months of April and November during the years 1911-1912-1913-1914-1915, and $250 for each round trip between Tadousac and Rivière du Loup during the months of December in the years 1911-1912-1913-1914-1915, and the months of January, February and March in the years 1912-1913-1914-1915-1916.

(*b*) $50 for each round trip performed according to section (*b*) of clause 2 aforesaid between Tadousac and Escoumins or St. Simeon or Anse de la Grosse-Roche during the months of December of the years 1911-1912-1913-1914-1915, and $50 for each round trip so performed between the said ports during the months of January, February and March of the years 1912-1913-1914-1915-1916.

(*c*) For each round trip from Rivière du Loup to Clarke City (Seven Islands) *via* Tadousac, in addition to any trips otherwise provided for herein, and for which subsidy has been paid, between Tadousac and Rivière du Loup, the sum of $500, not exceeding, however, four round trips between the 31st of October and the first day of May of each year.

Additional subsidy.

6. It is further understood and agreed that should the contractors perform a greater number of trips than those stipulated in clause (2), they shall be paid in addition a proportionate amount of the subsidy as stipulated in clause (4) provide however that the amount shall not be in excess of the subsidy available therefor in the Estimates for the fiscal years 1911-12, 1912-13, 1913-14, 1914-15, and 1915-16.

Mails.

Clause 9 of the contract provides for the carriage of mails.

Description of vessels employed.

Name.	Dimensions. Length.	Dimensions. Breadth	Dimensions. Depth.	Tonnage. Net.	Tonnage. Gross.	Tonnage. Capacity.	Passenger Accommodation.	Refrigerator Space.	N.H.P.	Speed.	Built. At	Built. In	Built. Of
	Ft.	Ft.	Ft.					Cu.ft.		Kts.			
Mahone	86	19.8	10.5	79	127	75	40	.....	24	11	Mahone Bay, N.S.	1904	Wood

Distances.	Miles
Tadoussac to Rivière du Loup	24
" Escoumins	20
" Anse de la Grosse Roche	12
" St. Siméon	21

TRAFFIC RETURNS.

Calendar Year.	No. of Round Trips Run.	Passengers Carried.	Freight Carried. Tons Weight.	Freight Carried. Tons Measurement	Live Stock.	Mails. Bags.	Mails. Sacks.	Subsidy Paid
				Ft.				
1910	81	328	145	Nil	3	229	199	$5,600
1911	49	In 127	10	Nil	1	102	16	5,500
		Out 163	102	8,400	3	132	12	
		Total 290	112	8,400	4	234	28	

213.

SARNIA AND SAULT STE. MARIE.

Vote 213.—Steam service during the season of navigation of 1912 between Sarnia and Sault Ste. Marie, calling at way ports.

1911-12	$4,166.67
1912-13	$10,000.00

No contract has been entered into for this service.

214.

ST. CATHERINE'S BAY AND TADOUSAC.

LA COMPAGNIE TRANS-ST. LAURENT.

Contract No. 21.

Vote 214.—Winter steam service between St. Catherine's Bay and Tadousac.

1911-12	$3,500
1912-13	$3,500

This service is performed by La Compagnie Trans-St. Laurent, of Fraserville, Quebec, under terms of a contract dated March 27, 1911, which will expire on April 30, 1916.

The principal provisions of the contract are as follows:—

Sailings.

1. The contractors owning and controlling the steamer *Mahone*, of 127 tons gross register, having in the month of November last, placed the said steamer on the route between St. Catherine's Bay and Tadousac, both in the Province of Quebec, and having continued, will continue to maintain therewith a regular service consisting of two round trips each day between the said places, weather and ice conditions permitting, save and except Sundays, and save and except such days as may be required to make four trips during the winter to Seven Islands and return to Tadousac, the return to the said port of Tadousac to be conditional upon the weather and ice permitting; and on the days when the said trips are performed to Seven Islands the contractors will not be bound to call more than once at St. Catherine's Bay; provided that during such time the contractors shall make arrangements for the carriage of the mails and passengers once each day between Tadousac and St. Catherine's Bay, weather and ice conditions permitting.

(*a*) Furthermore, on Tuesdays and Fridays of every week of the months occurring during the continuance of this contract the contractors, having to call, on each said days, at Rivière du Loup, on the South Shore of the St. Lawrence, in obedience with another contract, called "Winter Service" contract, with this Department, shall not be bound on the said trip Tuesdays and Fridays to call at St. Catherine's Bay more than twice on each said day, viz; once on the outward trip from Tadousac to Rivière du Loup, and once on the inward trip from Rivière du Loup to Tadousac, whereas on each said Tuesdays and Fridays of every said months the contractors do not receive any mails from the Post Office Department from St. Catherine's Bay to Tadousac nor from Tadousac to St. Catherine's Bay.

Termination of Contract.

2. This contract shall, unless otherwise terminated under the provisions of section 18 hereof, remain in force and have effect from and including Nov. 1, 1911, until and including April 30, 1916.

Subsidy: $3,500.

Clause 3 provides for a subsidy of $3,500, payable in such instalments as may be earned on the last days of the months of November and December, and January, February, March and April occurring during the continuance of this contract.

Mails.

Clause 6 of the contract provides for the carriage of mails.

DESCRIPTION OF VESSEL EMPLOYED.

Name.	Dimensions.			Tonnage.			Passenger Accommodation.	Refrigerator Space	N. H. P.	Speed.	Built		
	Length.	Depth.	Breadth.	Net.	Gross.	Capacity.					At.	In.	Of.
	Ft.	Ft.	Ft.					C. Ft.		Knots.			
Mahone	86	19·8	10·5	79	127		40	...	24	11	Mahone Bay, N. S.	1904	Wm

Distance.

The distance from St. Catherine's Bay to Tadousac is 2 miles.

TRAFFIC RETURNS.

Year.	No. of Round Trips Run.	Passengers No.		Freight Tons.	Live Stock No.	Mails.		Subsidy Paid.
						Bags.	Sacks.	
								$ cts.
*Feb. 15 to May 15, 1909	.....	359		6	9	260	.....	2,250 00
1910	272	479		8	38	462	167	2,090 04
1911	284	In	202	13	33	457	105	3,357 91
		Out	250	16	23	210	11	
		Total	452	29	56	667	116	

* Service performed by Price Bros., Quebec.

215.

ST. JOHN AND DIGBY.

DOMINION ATLANTIC RAILWAY COMPANY.

Contract No. 8.

Vote 215.—Steam service between St. John and Digby.

1911-12 ..... $20,000
1912-13 ..... $20,000

This service is run by the Dominion Atlantic Railway Company, of Kentville, N.S., under terms of a contract bearing date August 1, 1911, and which expires on April 1, 1912, the principal provisions, aside from those common to all contracts, being as follows:—

Period of Contract.

1. 'The contractors having on the first day of April next preceding the date of these presents placed their steamer the *Prince Rupert* on the route between the city of St. John, in the province of New Brunswick, and Digby, in the province of Nova Scotia, and having from that date established and maintained, will continue to maintain by means of the said steamer, or a substitute steamer of equal class and capacity, approved by the Minister, for and during the period of one year from the said first day of April, a regular and uninterrupted service between the ports or places hereinbefore named, making full round daily trips from St. John to Digby and return to St. John (Sundays excepted), connecting each day with the train from St. John hereinafter referred to.

Arrival at St. John.

2. 'It is understood and agreed on the part of the contractors that on all trips from Digby to St. John the steamer shall arrive at St. John in ample time for passengers and mails westward bound to connect with the afternoon train via the Canadian Pacific Railway for Montreal.'

Missing trips or connections.

3. It is further understood and agreed that in the event of any trip or trips from Digby to St. John or the connection with the west bound trains at St. John, as provided in section 2 hereof, being missed owing to stress of weather, upon satisfactory evidence thereof being furnished the Minister in each instance, he may direct that no deduction be made from the subsidy otherwise payable for such trips or connections missed, and section 5 of this contract is hereby modified to that extent with this sole intent and meaning.

Carriage of Mails on Extra Trips.

4. 'It is also understood and agreed that if during the continuance of this contract other trips are made than as above specified, all mails tendered shall be carried without any additional remuneration than the subsidy herein provided for.'

Renewal of Contract.

5. 'This contract shall remain in force and have effect for one year from the first day of April, as aforesaid.'

Subsidy: $20 000 per Annum.

The subsidy is twenty thousand dollars ($20,000), payable quarterly, that is to say, as follows:—

During the month of July in the present year five thousand dollars ($5,000), and on the first day of each of the months of October, January and April next following, a like sum of five thousand dollars ($5,000) or such portion thereof as shall have been earned each quarter on the basis of daily trips.

Carriage of Mails.

Clause 9 of the contract provides for the carriage of mails.

Description of Vessels Employed.

Name.	Dimensions.			Tonnage.			Passenger Accommodation.			Refrigerator Space	N. H. P.	Speed, Knots.	Built		
	Length.	Breadth	Depth.	Net.	Gross.	Capacity.	1st Class.	2nd Class.	3rd Class.				At	In	Of
	Ft.	Ft.	Ft.							C.F					
Prince Rupert.....	268	32	11½	620	1,158	300	850	....	....	Nil.	400	18	Dumbarton...	1894	Steel.
Prince Albert.....	103	20	8½	49	108	50	150	....	....	Nil.	40	10	Shelburne, N.S	1901	Wood
Yarmouth	220·3	35·2	21	725	1,452	....	...	...	...	.. .	260	....	Dumbarton...	1887	Steel.

Distance.

The distance between St. John and Digby is 47 miles.

TRAFFIC RETURNS.

Calendar Year.	No. of Round Trips Run.	Number of Passengers Carried.	Tons of Freight Carried.	Live Stock.	Mails.		Subsidies Paid.
1907	263	27,068	21,285	Not stated.	Not stated.		$16,245 29
1908	314	28,782	21,161	349	2,693 lock bags. 8,413 tied sacks.		19,935 90
1909	313	29,889	22,061	471	Bags. 4,414	Sacks. 16,004	19,792 50
1910. ...	313	32,328	23,163	499	4,782	17,511	19,872 20
1911. ..	311	In 16,452 Out 14,382	3,588 23,452	252 154	2,525 2,550	9,976 11,364	19,870 96
		Tot'l 30,834	27,040	406	5,075	21,340	

216.

ST. JOHN, DIGBY, ANNAPOLIS AND GRANVILLE.

VALLEY STEAMSHIP COMPANY, LTD.

Contract No. 37.

Vote 216.—Steam service between St. John, Digby, Annapolis and Granville, viz.: along the west coast of Annapolis Basin.

1911-12. . . . . $1,500
1912-13. . . . . $1,500

This service is performed by the Valley Steamship Company, Limited, of Granville Ferry, N.S., under terms of a contract bearing date July 31, 1911, which expires on March 31, 1912. The principal provisions, aside from those common to all contracts, are as follows:

Frequency of service—Ports of call.

1. 'The contractors having prior to the first day of April last past, placed their steamer the *Granville,* a vessel 105 feet in length, 22 feet in breadth, with a draught when loaded of 10 feet, having a carrying capacity equal to 1,000 barrels of cargo, and adequate passenger accommodation for 40 passengers, and a speed of 10 knots per hour, on a route between the port of St. John, in the province of New Brunswick, and the ports of Annapolis Royal and Granville Ferry, both in the province of Nova Scotia, and having since that date regularly run the said steamer weekly, except as hereinafter provided in clause 4, over the said route, will continue to so run during the continuance of this contract, calling on all trips both ways at Victoria Beach and Littlewoods wharf (opposite Goat Island), and when tide and weather will permit will continue such trips to Granville Centre with the privilege on the part of the contractors of further extending the route to Bridgetown, all in the province of Nova Scotia; it being understood and agreed, however, that during the winter months in case the ice will not permit the running of the vessel up the Annapolis basin and river, the trip from St. John shall be allowed to terminate at Digby.

Termination of the Contract.

2. 'This contract shall remain in force only until the 31st day of March, 1912, unless sooner terminated under the provisions of section 18 hereof.'

Government Wharfs.

3. 'In consideration of the subsidy herein stipulated, the contractors agree to call at all government wharfs when such is practicable and when such wharfs are available.'

Repairs, &c.

4. It is further understood and agreed that the contractors shall have the right at any time to withdraw the steamer engaged upon the service for a period of two weeks and also in addition thereto for a period not exceeding 14 days, for the purpose of inspection or repairs and overhauling its machinery, and may at any time, subject to the approval of the Minister, replace the said steamship with such other steamship as the Minister may approve for the purpose of fulfilling the terms of this contract.

Subsidy: $1,500 per Annum.

5. 'The subsidy is one thousand five hundred dollars ($1,500), payable in quarterly instalments of three hundred and seventy-five dollars ($375) on each of the first days of July, October, January and April, occurring during the continuance of this contract.

Mails.

Clause 7 provides for the carriage of mails by the contractors when required.

DESCRIPTION OF VESSEL EMPLOYED.

Name.	Dimensions.			Tonnage.			Passenger Accommodation.	N. H. P.	Speed.	Built		
	Length.	Breadth	Depth.	Net.	Gross.	Capacity.				At	In	Of
	Ft.	Ft.	Ft.						Kts.			
Granville...	112	22	9	49	139	100	38	24	9	Shelbourne.....	1909	Wood.

Distances.

	Miles.
Annapolis to Granville..	1
Annapolis to Granville Centre..	3
Annapolis to Port Wade..	12
Annapolis to Victoria Beach..	15
Annapolis to St. John..	62
Victoria Beach to Granville..	15
Victoria Beach to Granville Centre..	18
Victoria Beach to Port Wade..	3

TRAFFIC RETURNS.

Calendar Year.	No. of Round Trips Run.	Number of Passengers Carried.		Tons of Freight Carried.	Live Stock.	Mails.	Subsidy.
1907..	52		100	2,721	Nil.	Nil.	$1,500 00
1908..	50		131	3,119	Nil.	Nil.	1,500 00
1909..	51		58	3,069	Nil.	Nil.	1,471 15
1910..	49		118	2,868	Nil.	Nil.	1,500 00
1911..	47	In	30	1,895	....	.....	.....
		Out	30	799	Nil.	Nil.	1,500 00
		Total	60	2,694	..	.....	.....

217.

ST. JOHN, DIGBY, BEAR RIVER AND CLEMENTSPORT.

BEAR RIVER STEAMSHIP COMPANY.

Contract No. 45.

Vote 217.—Steam service between St. John, Digby, and Bear River and Clementsport.

1911-12..	$1,500
1912-13..	$1,500

This service is performed by the Bear River Steamship Company, Limited, of Bear River, N.S., under the terms of a contract bearing date March 8, 1911. This contract expires on March 31, 1912. The principal provisions, aside from those common to all contracts, are as follows:—

Ports of Calls

1. 'The contractors being the owners of a steamer called the *Bear River*, with a carrying capacity of 1,000 barrels freight and 30 passengers, and with a speed of nine knots per hour, will on the first day of April next place the said steamer on a route between the port of St. John, in the province of New Brunswick, and Bear River and Clementsport, in the province of Nova Scotia, and will continue to maintain therewith a regular service between the said ports or places, calling on all trips both ways at Victoria Bridge and Digby, in the said province of Nova Scotia, with the privilege of also calling when wharf facilities are completed at Deep Brook, in the said province; it being understood and agreed that during the winter months when the ice prevents getting to Bear River the trips may terminate at either Victoria Bridge or Digby; and further, that trips to Clementsport may be omitted whenever tide and weather will not permit of a landing at that place, evidence of such inability to reach Bear River or to call at Clementsport to be furnished the Minister in each case.'

Frequency of Service.

2. 'The service hereinbefore described and on the part of the contractors agreed to be performed, shall be regular and uninterrupted; one round trip from St. John to the ports mentioned and return shall be run each week from the commencement of the service until March 31, 1912, unless sooner terminated in manner hereinafter provided.'

Government Wharfs.

Clause 3 provides for calls at government wharfs when possible.

Repairs.

4. Notwithstanding any other provisions herein contained, the contractor shall have the right to withdraw the said steamer from the service for a period not to exceed two weeks, for repairs and painting.

Subsidy: $1,500 per Annum.

The subsidy is payable at the rate of one thousand and five hundred dollars ($1,500) per annum, payable in quarterly instalments of three hundred and seventy-five dollars ($375) on the first days of the months of July, October, January and April occurring during the period of this contract.

Mails.

The contractors are not required to carry mails.

DESCRIPTION OF VESSELS EMPLOYED.

Name.	Dimensions.			Tonnage.			Passenger Accommodation.	N. H. P.	Speed.	Built		
	Length.	Breadth.	Depth.	Net.	Gross.	Capacity.				At	In	Of
	Feet.	Feet.	Feet.						Knots			
Bear River..	95	20	9	70	103	100	5	16	10	Shelburne, N.S.	1905	Wood

Distances.

	Miles.
Bear River to Victoria Bridge..	4
Victoria Bridge to Clementsport..	6
Clementsport to Digby..	10
Digby to St. John..	45
	65

TRAFFIC RETURNS.

Calendar Year.	Number of round trips run.	Number of Passengers Carried.	Tons of Freight Carried.	Live Stock.	Mails.	Subsidies Paid.
1907..	51	Nil.	2,487	Nil.	Nil.	$1,500 00
1908..	53	Nil.	2,614	Nil.	Nil.	1,500 00
1909..	51	Nil.	2,560	Nil.	Nil	1,473 22
1910..	53	Nil.	2,653	Nil.	Nil.	1,500 00
1911..	53	Nil.	In 1,687 Out 737	Nil.	Nil.	1,500 00
Total..			Total 2,424			

218.

ST. JOHN, DUBLIN AND BELFAST.

ULSTER STEAMSHIP COMPANY.

Contract No. 5.

Vote 218.—Steam service between St. John, Dublin and Belfast, during the winter season.

1911-12..	$7,500
1912-13..	$7,500

This service is performed under terms of a contract entered into on October 1, 1911, with the Ulster Steamship Company, Limited, of Belfast, Ireland, represented in Canada by Messrs. McLean, Kennedy & Company, of Montreal, who run what is known as the Head Line of steamers. It is a winter service only, sailing from St. John, N.B., to Belfast or Dublin at regular intervals, averaging two sailings each month until not more than ten complete round trips have been run. The contract expires on the opening of St. Lawrence navigation in 1912.

Its principal provisions, aside from those common to all contracts, are as follows:—

Period of Contract.

1. The contractors, owning and controlling the steamships *Rathlin Head, Carrigan Head, Bray Head, Ramore Head, Inishowen Head, Bengore Head, Torr Head, Malin Head, Glen Head, Teelin Head, Dunmore Head, Howth Head and Glenarm Head,* of the Head Line, all of which are guaranteed as rating at Lloyds 100 A1, will, in the month of December next after the date of thse presents, or earlier, place such of said steamers as may be necessary to fulfil the terms of this agreement, on a route between the port of St. John, N.B., and the ports of Belfast and Dublin in Ireland and will maintain therewith during the winter season of 1911-12 a service averaging not less than two sailings each month between the said ports, sailings from Belfast or Dublin for St. John aforesaid and returning thereto, sailing from St. John at regular intervals on such fixed dates as may be sanctioned by the minister, such rates to be advertised at least twenty days in advance of sailing, until not more than ten round trips have been run and completed prior to the opening of navigation on the River St. Lawrence in the spring of 1912.

Speed of Steamers.

2. Each of the said steamers while employed as aforesaid shall on all eastbound voyages be run at an average speed of not less than ten knots an hour, extraordinary conditions of weather excepted.

Calls at Other Ports.

3. It is understood and agreed that the said steamers are not to call at any intermediate or other port either on the westward or eastward voyages while employed under the terms of this contract, except when on westbound voyages at a port in Great Britain for bunkering purposes, or for cargo for transportation to St. John's Nfld., or to a Canadian port other than the port of St. John, N.B., aforesaid, the transportation of such cargo and the calling at ports other than St. John, N.B., subject to revocation at the will of the minister; it being understood and agreed that the port of St. John, N.B., shall in all cases be the terminal port on all westbound voyages, and the last port of departure on all eastbound voyages.

Transportation of Canadian Trade Commissioners.

4. The Canadian Trade Commissioners and their wives and children or Canadian Commercial Agents shall be granted free transportation, meals included, with first class accommodation and free transportation for their household effects, when travelling upon their official duties, upon request of the minister.

Subsidy: $7,500 per Season (10 Voyages).

3. The subsidy is seven hundred and fifty dollars ($750) for each round trip duly performed from Belfast and Dublin to St. John aforesaid and return therefrom to Belfast or Dublin, aggregating for the ten round trips hereinbefore referred to, the

sum of seven thousand and five hundred dollars ($7,500); such subsidy to be payable in two instalments, the first of three thousand dollars ($3,000) on completion of four full round trips regularly run in compliance with the terms of this agreement, and the balance on the completion of the service contracted for.

Freight Rates.

Clause 7 of the contract provides that freight rates shall be subject to the approval of the minister.

Carriage of Mails.

Clause 10 of the contract provides for the carriage of mails.

Name.	Dimensions.			Tonnage.			N.H.P.	Speed.	Passenger accommodation.	Refrigerator space.	Built		
	Length.	Breadth	Depth.	Gross.	Net.	Capacity.					At	In	Of
	Ft.	Ft.	Ft.			Wgt.		Knots	1st Class.	C.F.			
Glenarm Head....	360	46·1	28·0	3,908	2,527	6,150	379	10½	6	Nil.	Belfast...	1897	Steel.
Malin Head.....	345	43·0	29·7	3,467	2,228	5,300	335	10	2	Nil.	" ...	1892	"
Bray Head.....	330	41·5	25·1	3,150	2,019	4,800	264	10	2	Nil.	Wallsend	1894	"
Inishowen Head..	341·7	40·0	30·2	3,050	1,987	4,700	309	10½	2	Nil.	Belfast...	1886	Steel & iron.
Bengore Head.. .	324	37·2	17·7	2,490	1,619	3,630	260	11	2	Nil.	Glasgow.	1884	Iron.
Dunmore Head...	302·4	40·2	19·5	2,293	1,458	3,500	258	10	4	Nil.	Belfast..	1889	Steel.
Ramore Head ...	402·1	44·7	27·8	4,444	2,913	6,500	473	11	12	Nil.	" ..	1891	"
Carrigan Head .	370·6	45·1	31·6	4,201	2,717	6,200	438	11	8	Nil.	" ...	1901	"
Rathlin Head...	469	53	35·7	4,368	6,754	9,100	520	12	10	Nil.	" ...	1899	"
Torr Head. ..	452·8	50·3	31·2	3,868	5,911	8,400	463	11	8	Nil.	" ...	1894	"
Glen Head.	256·5	34·5	17·9	995	1,600	2,225	173	10	2	Nil.	Shields..	1883	Iron.
Teelin Head.. ...	275·4	35·3	18·1	1,083	1,718	2,500	187	10	2	Nil.	Belfast...	1883	Steel.
Howth Head.....	380·4	48·4	28·8	2,877	4,440	6,300	462	11	6	Nil.	" ...	1906	"

Distances.

	Miles.
St. John to Dublin..	2,550
St. John to Belfast..	2,500

TRAFFIC RETURNS.

Calendar Year.	No. of Round trips run.	Number of Passengers Carried.	Tons of Freight Carried.	Live Stock.	Mails.	Subsidies Paid.
1907..	6	Nil.	26,039	Nil.	Nil.	$4,500
1908..	4	Nil.	10,443	Nil.	Nil.	3,000
1909..	3	Nil.	8,402	Nil.	Nil.	2,250
1910..	7	Nil.	25,469	Nil.	Nil.	5,250
1911..	4	Nil.	13,067	Nil.	Nil.	3,000

218a

ST. JOHN AND GLASGOW.

DONALDSON LINE.

Contract No. 4.

Vote 218a.—Steam service between St. John and Glasgow, during the winter season.

1911-12.. . . . . $15,000
1912-13.. . . . . $15,000

This service is performed by Messrs. Donaldson Bros., of Glasgow, represented by their duly authorized agent, Mr. Robert Reford, partner of the firm of Robert Reford & Company, Limited, of Montreal, and is a winter service only, being run under terms of a contract bearing date January 15, 1911, which expires on April 30, 1912. The principal terms of the contract, aside from those common to all contracts, are as follows:—

Period of Contract.

1. The contractors, owning and controlling the steamships *Kastalia, Marina, Lakonia, Tritonia* and *Salacia*, all of which are guaranteed by the contractors as being of British register and as rating at Lloyds 100 A. 1, will place such steamships, and if necessary in order to fulfill the terms of this contract, other steamships of British register of like class and capacity on a route between the port of Glasgow, in Scotland, and the port of St. John, in the province of New Brunswick, and will maintain therewith during the winter season of 1911-12 a regularly weekly service between the said ports, commencing in the month of November following the date of these presents, and continuing until not more than twenty complete round trips have been run prior to the 30th day of April in the year 1912, sailing from and returning to each of the ports aforesaid at regular intervals, and on such fixed dates as may be sanctioned by the minister, such dates to be advertised at least twenty days in advance of sailings. Each of the said steamers while employed as

aforesaid, shall be run at an average speed of not less than ten knots per hour, extraordinary weather excepted.'

Traffic to be carried by Intercolonial Railway.

2. The company agrees that all freight carried from Glasgow to St. John shall, when not otherwise routed by shippers or consignees, be delivered to the Intercolonial railway at St. John for shipment to final destination, provided that the Intercolonial railway rates are not in excess of rates charged by any other railway company between St. John and the final destination.

Passengers for points in the Maritime Provinces or Quebec are to be handed over to the Intercolonial railway at St. John when possible.

The contractors shall use every effort to have freight destined for export from Canada to Scotland delivered to the Intercolonial railway at Montreal.

Canadian Trade Commissioners.

3. Canadian Trade Commissioners, their wives and children, and household effects are to be carried free, when such commissioners are travelling upon their official duties.

Subsidy: $15,000 per Season (20 Voyages).

5. The subsidy is payable at the rate of seven hundred and fifty dollars ($750) for each round trip from Glasgow to St. John aforesaid and return therefrom to Glasgow, duly performed, aggregating for the twenty round trips, if run and fully completed under the terms of section 1 hereof, fifteen thousand dollars ($15,000), or in like proportion for any lesser number of trips so run and completed prior to the 30th day of April aforesaid; such subsidy to be payable in three instalments; the first of seven thousand five hundred dollars ($7,500) on the completion of ten full round trips regularly run in compliance with the terms of this agreement; the second at the above rate per round trip for all additional trips regularly run in compliance with the terms of this agreement prior to the first day of April aforesaid; and the balance on the completion of the service herein contracted for as soon thereafter as funds are available for the purpose.

Sailing Dates.

Steamers are required to sail from their terminal ports within two days of the date fixed by time tables to be approved by the minister.

Freight Rates.

Clause 6 of the contract provides that freight rates shall be subject to the approval of the minister.

Carriage of mails.

Clause 9 of the contract provides for the carriage of mails.

Description of Vessels Employed

Name.	Dimensions.			Tonnage.			Passenger Accommodation.			Refrigerator Space.	N. H. P.	Speed, Knots.	Built		
	Length.	Breadth	Depth.	Net.	Gross.	Capacity.	1st Class.	2nd Class.	3rd Class.				At	In	Of
	Ft.	Ft.	Ft.							C. F.					
Salacia....	390	46	28·7	2,636	4,134	5,900	Nil.	12	Nil.	Nil.	501	13½	Whiteinch...	1895	Steel.
Cassandra	455	53·2	29·1	5,228	8,135	8,500	Nil.	210	1,040	7,700	862	13½	Greenock..	1906	Steel.
Lakonia..	401·7	49·2	28·1	3,046	4,686	7,280	Nil.	12	Nil.	14,527	520	12	Govan.	1899	Steel.
Athenia .	478	56	32·5	5,523	9,080	10,500	Nil.	250	1,000	16,122	855	14	Barrow.....	1904	Steel.
Parthenia.	400·5	52·1	29·3	3,310	5,760	8,555	Nil.	12	Nil.	16,000	489	12	Hartlepool..	1901	Steel.
Saturnia..	455	55	40	5,494	8,611	8,250	Nil.	244	950	7,390	878	15	Glasgow.....	1910	Steel.
Pythia...	383	46	27	2,721	4,324	6,150	36	Nil.	600	4,116	419	11	"	1897	Steel.
Kastalia	377	46	26	2,562	4,039	6,510	Nil.	Nil.	Nil.	Nil	395	11	"	1897	Steel.

Distances.

The distance between St. John and Glasgow is given as 2,630 miles.

TRAFFIC RETURNS.

Calendar Year.	Number of Round trips run.	Number of Passengers Carried.	Tons of Freight Carried.	Live Stock.	Bags Mail.	Subsidy Paid.
1907.....	17	1,855	87,491	Not stated.	Not stated.	$8,500
1908.....	15	523	82,142	6,458	11	14,250
1909	16	1,129	80,444	6,064	16	10,500
1910	15	2,475	67,075	559	15	12,000
1911.	11	In 3,736 Out 781	33,684 49,138	412 10	16 Nil.	8,250
		Total 4,517	82,822	422	16	

219.

ST. JOHN, HALIFAX AND LONDON.

(Winter Service.)

CANADIAN PACIFIC RAILWAY COMPANY.

Contract No. 7.

Vote 219.—Winter steam service between St. John, Halifax and London.

1911-12.. . . . . .$15,000
1912-13.. . . . . $15,000

The contract with the Canadian Pacific Railway Co. bears date October 26, 1911, and expires on May 8, 1912. Its principal provisions, aside from those common to all contracts, are as follows:—

1. The contractors shall during the month of November next following the date of these presents establish a service between the city or port of St. John, in the province of New Brunswick, and the port of London, in England, by their steamers the *Mount Temple,* of 6,661 tons net register, the *Montreal,* of 5,552 tons net register, the *Montezuma,* of 5,358 tons net register, and the *Lake Michigan,* of 5,340 tons net register, and will maintain and continue to maintain by means of the said steamers, or with such other steamers as may be approved by the Minister, a regular service between the cities and ports aforesaid, sailing from and returning to each of the terminal ports of St. John and London afore-aid at regular intervals and at such fixed dates as may be sanctioned by the Minister, and calling on all east bound voyages at the port of Halifax, in the province of Nova Scotia, and calling on all westbound voyages at the port of Antwerp, in Belgium; the service to commence from London on the 16th day of November next; and will on the return voyage sail from St. John on or about the 13th day of December proximo, and continue until the 8th day of the month of May, 1912, during which time there shall be run ten full round voyages: it being understood, however, that the Minister may authorize any change or changes in the service as above defined as may not be inconsistent with the vote providing for the payment of the subsidy.

Cold Storage.

2. The contractors covenant and agree that the steamers hereinbefore mentioned or any substitute steamers run in lieu thereof shall be fitted with such sufficient cold storage appliances and space as may be required for the proper storage and conservation of any perishable cargo carried thereon, as well as with complete and adequate ventilating shafts and machinery for the proper ventilation of all space in which may be stowed or carried fruit, vegetables or similar cargo requiring a constant supply of cool air, and that such cold storage and ventilating plant shall be in constant operation while perishable cargo, fruit or vegetables requiring same is on board, and that the temperature in the spaces occupied by such cargo shall during each and all voyages be kept uniform and at such degree as may be satisfactory to the Minister.

Westbound Freight Rates.

3. The contractors further covenant and agree that the rates charged on westbound freight from either London or Antwerp to the port of Halifax shall in no case be greater than the rates charged on freight destined to the port of St. John from the said ports of London and Antwerp.

Transportation of Canadian Trade Commissioners.

Clause 4 provides for the free transportation of Canadian Trade Commissioners and their wives and children, or Canadian Commercial Agents, including first-class accommodation and meals, and free transportation for their household effects, when travelling upon official duties, or being transferred from one post to another, upon request of the Minister.

Subsidy not to exceed $15,000 for 10 Round Trips.

5. The subsidy is at the rate of fifteen hundred dollars ($1,500) for each round trip run and completed with the time hereinbefore specified, not, however, to exceed ten such trips; payable on the first day of April next following the date hereof for all trips run and completed prior to that date, and the balance on the completion of the service or as soon thereafter as funds are available for the purpose.

Sailings.

Steamers are required to sail from their terminal ports within 3 days of the dates fixed by their timetables, approved by the Minister.

Freight Rates.

Clause 7 of the contract provides that freight rates shall be approved by the Minister.

DESCRIPTION OF STEAMERS EMPLOYED.

Name.	Dimensions.			Tonnage.			Passenger Accommodation.	Refrigerator Accommodation.	N.H.P.	Speed.	Built.		
	Length.	Breadth	Depth.	Net.	Gross.	Capacity.					At	In	Of
	Ft.	Ft.	Ft.					Cu. Ft		Kts			
Lake Michigan	469·5	56·2	31·9	5,340	8,200	8,000	Nil.	Nil.	722	12	Wallsend.	1902	Steel.
Montezuma	435·0	59·0	30·5	5,358	8,360	8,000	Nil.	Nil.	660	12	Linthouse.	1899	Steel.
Montreal	469·5	56·2	31·9	5,552	8,644	8,000	Nil.	7,016	702	12	Wallsend.	1900	Steel.
Mount Temple	485·0	59·0	30·4	6,661	8,790	8,000	Nil.	Nil.	694	12	Walker-on-Tyne.	1901	Steel.

Distances.

The distance between London and St. John via Antwerp is given as 3,200 miles; between St. John and London via Halifax, 2,959 miles. These distances are approximate.

TRAFFIC RETURNS.

Calendar Year.	Number of Round trips run.	Number of Passengers Carried.	Tons of Freight Carried.	Live Stock.	Mails.	Subsidy Paid.
1907..	12	12,409	100.451	Not stated.	Not stated.	$15,000
1908..	12	6.506	104,695	8,033	Nil.	15,000
1909.....	10	2,659	112,100	5,788	Nil.	12,500
1910.... .. .	12	5,648	128,761	2,218	Nil.	15,000
1911.....	12	In 9,385	48,499	Nil.	....	
		Out 129	73,128	6,657	Nil.	15,000
		Total 9,514	121,627	6,657	... .	

220.

ST. JOHN, HALIFAX AND LONDON.

FURNESS, WITHY AND COMPANY.

Contract No. 6.

Vote 220.—Steam service between St. John, Halifax and London.

1911-12. . . . . $25,000
1912-13. . . . . $25,000

This service is run the year round by Messrs. Furness, Withy & Company, Limited, between St. John, N.B., Halifax, N.S., and London.

The contract bears date March 1, 1911, and expires March 31, 1912. The principal provisions, aside from those common to all contracts, are as follows:—

Period of Contract.

1. 'The contractors will, on the first day of April next following the date of these presents, place on the route between St. John, N.B., and London, G.B., calling on all voyages both outward and inward at Halifax, N.S., their steamers the *Shenandoah*, *Rappahannock* and *Kanawha*, and will with such steamers or other steamers approved by the minister maintain until the 31st day of March, 1912, a regular service between the scaid ports, sailing from the terminal ports at regular intervals of not over fifteen days, or during the fruit-shipping season at intervals of ten days if so required by the minister.'

Ventilated Accommodation for Fruit, Dairy Produce, &c.

2. 'The steamers while run under this contract shall be such as are approved by the minister, and no steamer shall be employed until sanctioned by the minister, and all such steamers shall be fitted with sufficient and suitable accommodation for carrying perishable cargo, such as apples or other fruit, cheese and other provisions with-

out deterioration, with holds and 'tween decks provided with a thorough system of forced ventilation by means of electric or steam-driven fans operating in such manner as to secure a uniform circulation of fresh air through all space occupied by such perishable cargo. The intakes for fresh air shall be protected by contrivances for that purpose similar to the 'Gibbs' steamship ventilators, so as to be operated in all weathers without permitting water, spray or other dampness being taken into any places where cargo is carried, and such ventilating appliances shall be operated at all times when cargo is on board and throughout the entire space wherever such perishable cargo may be stored during any voyage.'

Carriage of Fruit.

3. 'The steamers while so employed shall not carry in any hold, or between any decks more than five tiers of barrels of apples or other fruit except they be stowed in such manner and with such dunnage as will relieve any tier from the weight of more than four other tiers.'

4. 'The handling, loading, stowing and unloading of any fruit carried by said vessels shall be subject to and under the supervision of any officer appointed for that purpose should the minister deem it advisable.'

Speed of Steamers when Carrying Fruit.

5. 'The steamers when carrying fruit shall be run at an average speed of not less than twelve knots per hour.'

Development of Transportation over Government Railway.

6. 'It is hereby agreed by the contractors that as the aid herein expressed and provided for by the Canadian government is for the express purpose of encouraging the development of Canadian trade and the transportation of Canadian goods through Canadian channels, the company accepts the aid on these conditions and agrees that all freight booked or carried by the said steamships from a port in the United Kingdom and during the time these make Halifax or St. John their terminal port shall, when not otherwise routed by shippers or consignees, be delivered to the Intercolonial railway at Halifax or St. John for shipment to final destination in Canada provided that the rates demanded by the Intercolonial railway shall not be in excess of the rates charged by any other railway company from said ports to final destination in Canada.

(*a*) Contractors are to hand over to the Intercolonial railway at Halifax passengers for points in the Maritime Provinces or the province of Quebec, providing the routing of such passengers is controlled by the contractors and that they are not otherwise routed. It is further agreed that the contractors through their agents in Canada shall see that they have all such freight for export as may be secured by them for a port in the United Kingdom at which the subsidized line may call delivered to the Intercolonial railway at Montreal.'

Rebates.

7. 'In addition to the stipulation contained in clause 11 regarding freight rates, the rate per barrel on apples from Halifax to London shall be substantially the same to all persons under the same conditions, and no rebates shall be given directly or indirectly by the contractors or agents thereof to any Canadian exporter in preference to another.'

Subsidy: $25 000 per Season.

9. The subsidy is twenty-five thousand dollars ($25,000), payable as follows:—

The sum of $6,250 on the first day of July, October and January next after the date of these presents, and the balance of $6,250 on the completion of the service on April 1, 1912.

Clause 10 of the contract provides that freight rates shall be subject to the approval of the minister.

Carriage of Mails

Clause 12 of the contract provides for the carriage of mails.

DESCRIPTION OF VESSELS EMPLOYED.

Name.	Dimensions.			Tonnage.			Passenger Accommodation.			Refrigerator Space.	N. H. P.	Speed.	Built		
	Length.	Breadth	Depth.	Net.	Gross.	Capacity.	1st Class.	2nd Class.	3rd Class.				At	In	Of
	Ft.	Ft.	Ft.							C.F		Kts			
Kanawha..	370	44	31·6	2,488	3,884	5,610	....	....	....	Nil	491	13	Linthouse..	1893	Steel.
Shenandoah....	370	44	31·6	2,492	3,886	5,610	....	....	....	Nil	491	13	Linthouse..	1893	Steel.
Rappahannock.	370	44	31·6	2,488	3,884	5,500	....	....	....	Nil.	485	13	Linthouse..	1893	Steel.
Tabasco.....	331·6	41·7	28·8	1,916	2,987	4,597	....	....	....	Nil.	309	12	Sunderland	1895	Steel.
East Point,....	390	51	30·6	3,306	5,234	8,100	14	....	....	Nil.	463	12	Sunderland	1901	Steel.
Alleghany.....	354	50·3	31	2,789	4,262	7,110	....	....	....	Nil.	380	10½	West Hartlepool	1901	Steel
Queen Wilhelmina.....	363·5	46·2	29·3	2,307	3,590	5,924	2	....	....	Nil.	387	12	Sunderland	1898	Steel.
Grantley	279·1	40·1	20·6	1,154	1,869	3,200	....	....	....	Nil.	175	9½	Sunderland	1908	Steel

Distance.

The distance between St. John, N.B., and London, England, is 2,900 miles.

TRAFFIC RETURNS.

Calendar Year.	No. of Round Trips Run.	Number of Passengers Carried.		Tons of Freight Carried.		Live Stock.	Mails.	Subsidy Paid.
1907.....	34	17		172,358		Not Stated.	Not Stated.	$19,250
				Weight.	Meas.			
1908.....	29½	62		55,909	101,405	651	Nil.	25,000
1909	28½	105		77,815	87,505	Nil.	Nil.	25,000
1910.....	26½	204		70,046	82,125	Nil.	Nil.	25,000
1911.....	28	In 108		23,650	17,717	1	....	.....
		Out 65		9,654	95,350	Nil.	.....	25,000
		Total 173		33,304	113,067	1		

221

ST. JOHN, PORT WADE AND BRIDGETOWN.

Vote 221.—Steam service between St. John, Port Wade and Bridgetown.

1911-12	$2,000
1912-13	2,000

No contract has been entered into for this service.

222.

ST. JOHN AND ST. ANDREW'S, N.B.

MARITIME STEAMSHIP COMPANY, LTD.

Contract No. 41.

Vote 222.—Steam service between St. John, N. B., and St. Andrew's, N. B., calling at intermediate points.

1911-12	$4,000
1912-13	4,000

This service is performed by the Maritime Steamship Company, Limited, of Black's Harbour, N.B., under contract dated May 22, 1911, which expires on March 31, 1912. The principal provisions of the contract are as follows:—

Service and Ports of Call.

1. The contractors having, on the first day of May next preceding the date of these presents, placed the steamer *Granville,* renamed *Connors Bros.,* which steamer is described as being 97 feet long, 21 feet 6 inches wide, and of a depth of 9 feet, gross tonnage of 123·47, with a cubic capacity under deck of about 6,500 feet, and a speed of 10 knots, on a route hereinafter described, and will carry on and maintain by means of the said steamer *Granville* renamed *Connors Bros.,* a regular steamship service between the city of St. John and the town of St. Andrew's, in the province of New Brunswick, calling at Dipper Harbour, Black's Harbour, Back Bay, Letete, Deer Island, St. George, as hereinafter described. And the contractors hereby further agree to furnish such other steamship or steamships as may be necessary from time to time, which steamships shall be subject to the approval of the minister. The service shall consist of one round trip per week, as follows:—

Yearly Arrangements.

Leave St. John for St. Andrew's Saturday mornings, calling at Dipper Harbour, Beaver Harbour, Black's Harbour, Back Bay or Letete, Deer Island and Red Store or St. George.

Returning leave St. Andrew's for St. John Tuesday morning, calling at Letete or Back Bay, Black's Harbour, Beaver Harbour and Dipper Harbour.

Calls at Government Wharfs.

2. In consideration of the subsidy herein stipulated, the contractors agree to call at all government wharfs when such is practicable and when such wharfs are available.

Termination of Contract.

3. This contract shall remain in force until the 31st day of March, 1912, unless sooner terminated under the provisions of section 19 of this contract.

Subsidy: $4,000 per annum.

4. The subsidy is at the rate of $4,000 per annum, payable as follows: On the first of October of the year of these presents the sum of $2,000; and on the 31st day of March, 1911, on the completion of the service herein contracted to be performed the further sum of $2,000.

Carriage of Mails.

Clause 7 of the contract provides for the conveyance of mails.

DESCRIPTION OF VESSEL EMPLOYED.

Name.	Dimensions.			Tonnage.			Passenger Accommodation.	N.H.P.	Speed	Built		
	Length.	Breadth.	Depth.	Net.	Gross.	Capacity.				At	In	Of
	Ft.	Ft.	Ft.						Knots			
Connors Bros.....	97	21·6	9	49	133	150	197	30	8	Shelburne, N.S	1904	Wood

Distances.

	Miles.
St. John to Dipper Harbour	19
" Beaver Harbour	36
" Black's Harbour	42
" Lords Cove	50
" Back Bay	55
" Letete	58
" St. George	68
" St. Andrews	80

TRAFFIC RETURNS.

Calendar Year.	No. of Round Trips Run.	Passengers Carried.		Tons of Freight Carried.	Live Stock.	Mails.		Subsidy Paid.
						Lock Bags.	Tied Sacks.	
May 1 to Dec. 31, 1909.	26		873	2,672	Nil.	Nil.	Nil.	$ 500
1910.....	48		1,040	4,733	Nil.	Nil.	Nil.	2,500
1911.....	49	In	568	1,942	Nil.	98	.....	3,384 62
		Out	490	3,113		98	.....	
		Total	1,058	5,055		196		

223.

ST. JOHN AND HALIFAX VIA YARMOUTH.

THE MAGDALEN ISLANDS STEAMSHIP COMPANY, LIMITED..

Contract No. 17.

Vote 223.—Steam service for not less than 52 full round weekly trips between St. John and Halifax, via Yarmouth and other way ports, during the season of 1912

NOTE.—This vote has been changed to read for 40 round trips in the Supplementary Estimates.

1911-12	$10,000
1912-13	$10,000

This service is performed by the Magdalen Islands Steamship Company, Limited, of Halifax, N.S., under terms of a contract bearing date April 6, 1911, and which expires on March 31, 1912. The principal provisions, aside from those common to all contracts, are as follows:—

Frequency of Service.

1. The contractors having on the first day of April next preceding the date of these presents placed the steamer *Amelia* of 357 gross tons and 103 net tons register, with a speed of 11 knots, upon the route between St. John, in the province of New Brunswick, and Halifax, in the province of Nova Scotia, and having maintained will continue to carry on and maintain by means of the said steamer from and after the date of commencement, a regular service between St. John and Halifax, calling both going and returning at Yarmouth, Clark's Harbour, Barrington, Shelburne, Lockport, Liverpool and Lunenburg, all in the province of Nova Scotia, once in each seven days, that is to say, making a round trip in seven days, until March 31, 1912, except during the period between December 20, and March 20, when the service may be discontinued, though may in the option of the contractors be performed until 40 round trips have been made during the period of this contract.

Provision for Changes in Service.

2. The minister may authorize any change or changes in the service as above defined as may not be inconsistent with the vote governing the payment of the subsidy.

Uninterrupted Continuation of Service.

3. The service herein contracted for is to continue uninterruptedly in manner hereinbefore set forth, wind, weather, ice or fog or other *force majeure* permitting, but no subsidy shall be claimed or paid for any trip otherwise missed.

Termination of Contract.

4. This contract shall, unless sooner terminated under the provisions of section 21 hereof, remain in force until March 31, 1912.

Government Wharfs.

5. In consideration of the subsidy herein stipulated, the contractors agree to call at all government wharfs when such is practicable and when such wharfs are available.

Subsidy: $10,000 per Annum.

5. The subsidy is not to exceed $10,000, based upon the requisite number of 40 round weekly voyages per annum, such subsidy to be payable quarterly, viz., two thousand five hundred dollars ($2,500) on the first days each of July, October and January, and the balance of two thousand five hundred dollars ($2,500) on the completion of the service on the 1st day of April, 1912; or in the event of less than the required number of weekly trips having been performed during any one quarter such proportionate sum as may have been earned during said quarter upon the first days of the said months of July, October, January and April.

Carriage of Mails.

Clause 7 of the contract provides for the carriage of mails.

DESCRIPTION OF VESSEL EMPLOYED.

Name.	Dimensions.			Tonnage.			Passenger Accommodation.	N. H. P.	Speed	Built.		
	Length.	Breadth.	Depth.	Net.	Gross.	Capacity.				At	In	Of
	Ft.	Ft.	Ft.						Knots			
Amelia	145	22·8	12·8	103	356	230	40	69	11	Ayr	1894	Steel.

Distances.

	Miles.
Halifax to Lunenburg	55
Lunenburg to Liverpool	38
Liverpool to Lockport	40
Lockport to Shelburne	20
Shelburne to Barrington	40
Barrington to Clarke's Harbour	10
Clarke's Harbour to Yarmouth	40
Yarmouth to St. John	95
	338

TRAFFIC RETURNS.

Calendar Year.	No. of round trips run.	Number of Passengers Carried.	Tons of Freight Carried.	Live Stock.	Mails.		Subsidy Paid.
*1907	38	421	18,450	Not stated.	Not stated.		$7,881 61
					Bags.	Sacks.	
*1908	53	1,053	12,046	82	99	96	10,000 00
1909	32	237	8,749	Nil.	125	Nil.	7,884 40
1910	46	422	12,138	Nil.	141	11	9,038 28
1911	43	In 243	7,010	Nil.	125	9	6,528 50
		Out 299	3,760	Nil	45	Nil.	8,461 58
		Total 542	10,800		170	9	

* During 1907 and 1908 the service was performed by Wm. Thomson & Son, of St. John, N.B.

224.

ST. JOHN, N.B., AND MARGARETVILLE, PORT LORNE, PORT GEORGE, HARBOURVILLE AND MORDEN.

MARGARETVILLE STEAMSHIP COMPANY.

Contract No. 56.

Vote 224.—Steam service between St. John, N. B., and Margaretville, Port Lorne, Port George Falls Harbour, Harbourville and Morden, N. S.

1911-12 . . . . . $2,500
1912-13 2,500

This service is performed by the Margaretville Steamship Company, of Margaretville, N.S., under terms of a contract bearing date June 1, 1911, which expired at the close of navigation in 1911. The principal provisions, aside from those common to all contracts, are as follows:—

Ports of Call—Frequency of Service.

1. The contractors being owners of and having control of the steamer *Ruby L.*, a vessel of 118 tons gross register, with such adequate accommodation for both passengers and freight as is necessary for the service herein contracted for, and having on the first day of March last placed the said steamer on a route between the port of St. John, in the province of New Brunswick, and Margaretville, in the province of Nova Scotia, and will therewith continue to carry on and maintain a regular weekly service between the said ports until the closing of navigation, that is to say, until ice and weather conditions will not permit of the running of a steamer over the said route in the autumn next following the date of these presents, prior to which time at least forty full round trips shall have been run, calling on all trips both ways at Port Lorne, Port George, Morden, Harbourville, and Hall's Harbour.

Termination of Service.

2. This contract shall remain in force only until the close of navigation in 1911, unless continued for another season at the option of the minister, who hereby reserves the right to exercise such option.

Subsidy: $2,500 per Annum.

3. Subsidy is payable at the rate of twenty-five hundred dollars ($2,500) per annum, as follows: In the month of July next following the date of these presents the sum of one thousand two hundred and fifty dollars ($1,250), and at the close of navigation in the present season one thousand two hundred and fifty dollars ($1,250) or so much thereof as may have been earned on the basis of not less than forty full round trips during the year; and so in like manner for a subsequent year if the service is continued under the minister's option as above provided.

Carriage of Mails.

Clause 7 of the contract provides for the carriage of mails.

Government Wharfs.

Clause 3 provides for calls at government wharfs whenever possible.

DESCRIPTION OF VESSEL EMPLOYED.

Name.	Dimensions.			Tonnage.			Passenger Accommodation.	N. H. P.	Speed	Built.		
	Length.	Breadth.	Depth.	Net.	Gross.	Capacity.				At	In	Of
	Ft.	Ft.	Ft.						Knots			
Ruby L.	93	20	8	49	118	110	40	16	9½	Margaretville	1906	Wood

Distances.

	Miles.
St. John to Port Lorne	40
Port Lorne to Port George	6
Port George to Margaretville	6
Margaretville to Morden	6
Morden to Harbourville	7
Harbourville to Halls' Harbour	15
	80

TRAFFIC RETURNS.

Calendar Year.	Number of round trips run.	Number of Passengers Carried.	Tons of Freight Carried.	Live Stock.	Mails.	Subsidies Paid.
1907	34	149	2,300	Nil.	Nil.	$1,350
1908	40	610	1,260	Nil.	Nil.	2,500
1909	40	178	1,945	3	Nil.	2,500
1910	39	221	1,780	Nil.	Nil.	2,437 50
1911	41	In 70 Out 109 Total 179	1,569 414 1,983	Nil.	Nil.	2,500

225.

ST. JOHN AND PORTS ON THE BAY OF FUNDY AND MINAS BASIN.

BAY OF FUNDY AND MINAS BASIN SS. CO.

Contract No. 71.

Vote 225.—Steam service between St. John, N.B., and ports on the Bay of Fundy and Minas Basin, including Scott's Bay, Windsor and Port Williams, N.S.

1911–12	$5,500
1912–13	5,500

This service was performed by the Bay of Fundy and Minas Basin Steamship Company, Limited, of Margaretville, N.S., under terms of a contract dated August 15, 1911, which expired on the close of navigation in 1911.

The principal terms of the contract were as follows:—

Service.

1. The contractors being the owners of and having control of the steamships *Margaretville* of 57 net tons, and *Brunswick* of 73 net tons, with such adequate accommodation for both passengers and freight as is necessary for the service hereafter contracted for, and having on the opening of navigation of the current year placed the said steamers on the routes hereinafter specified, will continue threafter such services as hereinafter stated until the close of navigation in the current year, that is to say: until the ice and weather conditions will no longer permit of the running of the steamer over the said route in the autumn next following the date of these presents.

2. The service herein contracted for shall consist of:—

(*a*) A regular weekly service between St. John, N.B., and Port Williams, N.S., calling at Parrsboro, each week and every two weeks calling at Scott's Bay, both ways; and it is further understood and agreed that not less than 32 round trips shall be made during the current season of navigation.

(*b*) A regular weekly service between St. John, N.B., and Canning, N.S., calling at Spencer's Island, Wolfville, Parrsboro', Kingsport; and every two weeks calling at Windsor and Bass River; it being further understood and agreed that not less than 34 round trips shall be made during the current season of nagivation.

Termination of Contract.

3. This contract shall remain in force until the close of navigation in the year 1911, unless cancelled under clause 20 hereof.

Government Wharves.

4. In consideration of the subsidy herein stipulated, the contractors agree to call at all government wharfs when such is practicable and when such wharfs are available.

Subsidy: $5,500 per annum.

5. Subsidy is payable at the rate of $5,500 per annum, as follows:—

On the first day of September, the sum of $2,100, on November 1 the sum of $1,700, and at the close of navigation in the present season $1,700, or so much thereof of the various instalments as may have been earned during the continuance of the period covered by each instalment of the subsidy.

Mails.

Clause 8 of the contract provides for the carriage of mails.

DESCRIPTION OF VESSELS EMPLOYED.

Name.	Dimensions.			Tonnage.			Passenger Accommodation.	N. H. P.	Speed.	Built		
	Length.	Breadth.	Depth.	Net.	Gross.	Capacity.				At	In	Of
	Feet.	Feet.	Feet.				Not stated		Knots			
Margaretville.....	90	20	8	37	107	100	.....	19	9	Margaretv'le	1910	Wood
Brunswick.....	110	23	8.7	73	184	125	40	42	10	Canning....	1901	Wood

Distances.

	Miles.
St. John to Spencer's Island..	55
Spencer's Island to Parrsboro'..	25
Parrsboro' to Bass River..	20
Bass River to Kingsport..	25
Kingsport to Canning..	5
Canning to Wolfville..	8
	138

TRAFFIC RETURNS.

Calendar Year.	No. of Round Trips Run	Number of Passengers Carried.		Tons of Freight Carried.	Live Stock.	Bags, Mail.	Subsidy Paid.
1911...	69	In	137	3,647	Nil.	Nil.	$5,105 35
		Out	146	1,421			
		Total	283	5,068			

226.

ST. JOHN AND PORTS IN CUMBERLAND BASIN.

HARBINGER STEAMSHIP COMPANY, LIMITED.

Contract No. 59.

Vote 226.—Steam service between St. John and Ports in Cumberland Basin.

1911–12. . . . . $3,000
1912–13. . . . . $3,000

This service was performed by the Harbinger Steamship Company, Limited, of River Hebert, Cumberland County, N.S., under terms of a contract dated February 4, 1911, which expired at the close of navigation in 1911. The principal provisions, aside from those common to all contracts, were as follows:—

Service and Ports of Call.

1. The contractors will, at the earliest opening of navigation in the present year, that is to say, as soon as the ice will permit of the running of a steamer over the route hereinafter named, place their steamer, the *Harbinger*, of 108 gross tons, on the route between the City of St. John and ports in the province of New Brunswick, and the ports of Minudie and Joggin's Mines, in Cumberland county, in the province of Nova Scotia, and the ports of Riverside and Harvey, in Albert county, in the province of New Brunswick, and will carry on and maintain by means of the said steamer *Harbinger*, a regular weekly service between the City of St. John and all the several ports hereinbefore named, returning therefrom to the said City of St. John; provided, however, that a call shall not be required at Amherst Point wharf unless there is freight to take on or put off at the said point.

Termination of Contract

2. This contract shall remain in force until the close of navigation in the present year, unless sooner terminated under the provisions of section 19 of this contract.

Government Wharfs.

Clause 3 provides for calls at government wharfs whenever possible.

Subsidy: $3,000 per annum.

4. The subsidy is $3,000, payable as follows: On the first day of July, $1,000; on the first day of September, $1,000; and $1,000 upon the close of navigation and completion of the service, as herein contracted for.

Carriage of Mails

Clause 7 of the contract provides for the carriage of mails.

DESCRIPTION OF VESSEL EMPLOYED.

Name.	Dimensions.			Tonnage.			Passenger Accommodation.	N. H. P.	Speed.	Built		
	Length.	Breadth.	Depth.	Net.	Gross.	Capacity.				At	In	Of
	Feet.	Feet.	Feet.						Knots			
Harbinger.... ...	97	20	8·4	46	108	100	46	16	8	Shelburne, N.S	1901	Wood

Distances.

	Miles.
St. John to Harvey..	75
Harvey to Riverside..	4
Riverside to Joggins..	13
Joggins to Amherst Point..	18
Amherst Point to Minudie..	3
Minudie to River Hebert..	8
	121

TRAFFIC RETURNS.

Calendar Year.	No. of Round Trips Run.	Passengers.		Freight.	Live Stock.	Mails.	Subsidy Paid.
1909	39	Nil.		1,243	Nil.	Nil.	$3,000
1910	38		40	3,055	Nil.	Nil.	3,000
1911	35	In	14	85	.....	.....	3,000
		Out	12	1,865	Nil.	Nil.	
		Total	26	1,950			

227.

ST. JOHN, WESTPORT AND OTHER WAY PORTS.

INSULAR STEAMSHIP COMPANY, LIMITED.

Contract No. 42.

Vote 227.—Steam service between St. John, Westport and other way ports

1911-12	$2,500
1912-13	2,500

This service is performed by the Insular Steamship Company, Limited, of Westport, N.S., under terms of a contract bearing date May 10, 1911, which will expire on March 31, 1912. The principal provisions, aside from those common to all contracts, are as follows:—

Frequency of Service and Ports of Call.

1. The contractors having prior to the first day of April last placed their screw steamer the *Westport III.*, a vessel of 101 feet in length, 21 feet breadth and of a depth of 9 feet, of a gross registered tonnage of one hundred and forty tons, with adequate passenger accommodation and cabins for both gentlemen and ladies, on a route between St. John, in the province of New Brunswick, and Westport and Yarmouth, in the province of Nova Scotia, and including trips already run since the first day of April last past, will, prior to the thirty-first day of March next following the date of these presents, run the said steamer not less than forty-four regular trips between the said ports and return, calling on each trip both ways at Freeport, Tiverton, Little River, Mink Cove, Sandy Cove, Weymouth and Meteghan, unless ice prevents, on which last named date this contract shall determine and cease to be in force, unless sooner terminated under the provisions of section 9 hereof.

Government Wharfs.

2. In consideration of the subsidy herein stipulated, the contractors agree to call at all government wharfs when such is practicable and when such wharfs are available.

Substitute Steamer.

3. The contractors agree that their steamer shall not be taken off the route during the months of December, January, February and March during the performance of this contract, unless it be necessary to take the steamer *Westport III.* off the route during the said months for the purpose of making absolutely necessary repairs, the contractors agreeing to supply a substitute steamer of about equal capacity, provided that such substitute steamer can be employed at such a rate that the gross expense of supplying said substitute steamer shall not exceed $1,000 per month.

Subsidy: $2,500 per annum.

The subsidy is two thousand and five hundred dollars ($2,500) payable in sums of six hundred and twenty-five dollars ($625) during each of the months of July, October, January and April next following the date of these presents.

DESCRIPTION OF VESSEL EMPLOYED.

Name.	Dimensions.			Tonnage.			Passenger Accommodation.	N.H.P.	Speed Knots	Built.		
	Length.	Breadth	Depth	Net.	Gross.	Capacity				At	In*	Of
	Ft.	Ft.	Ft.									
Westport III. . . .	101	21	9	49	140	70	35	24	10	Shelburne	1903	Wood

Distances.

	Miles.
St. John to Tiverton.	51
Tiverton to Westport.	11
Westport to Meteghan.	8
Meteghan to Yarmouth.	30
	100
Westport to Freeport.	1
Freeport to Tiverton	11
Tiverton to Little River.	7
Little River to Mink Cove.	2½
Mink Cove to Sandy Cove.	2½
Sandy Cove to Weymouth.	8
	32

TRAFFIC RETURNS.

Calendar Year.	No. of Round Trips Run.	Number of Passengers Carried.	Tons of Freight Carried.	Live Stock.	Mail-?	Subsidy Paid.
1907	43	1,800	1,790	Nil.	Nil.	$1,500
1908	51	2,198	2,600	Nil.	Nil.	1,500
1909	46	2,110	1,475	Nil.	Nil.	1,500
1910	48	2,140	1,320	Nil.	Nil.	1,500
1911	47	In 959 Out 1,031 Total 1,990	1,160 410 1,570	Nil.	Nil.	2,250

228.

ST. JOHN, HALIFAX, WEST INDIES AND SOUTH AMERICA.

PICKFORD AND BLACK.

Contract No. 9.

Vote 228.—A line or lines of steamers to run between St. John and Halifax, or either, and the West Indies and South America

1911-12	$79,500
1912-13	$79,500

The Demerara service is run under terms of a contract entered into with Messrs. Pickford and Black, of Halifax, N.S., bearing date April 27, 1911, which will expire on June 30, 1912. The principal provisions, aside from those common to all contracts, are as follows:—

Period of Contract.

1. The contractors shall, on or about the first day of July next after the date of these presents, place upon the route between the port of St. John, in the province of New Brunswick, and the port of Halifax, in the province of Nova Scotia, as ports of departure in the Dominion of Canada, and Georgetown, in British Guiana, as the port of arrival, a sufficient number of steamers of British register subject to the approval of the minister, and with the said steamers, will, until the 30th day of June, in the year 1912, perform the following service, commencing from either the Port of Halifax or the Port of St. John at the option of the contractors, viz:—

Frequency of Service.

(*a*) The sailings from Halifax shall be at regular intervals of eleven (11) days, calling at Bermuda, St. Kitts, Antigua, Barbados, Trinidad and Demerara, and returning to Halifax and St. John alternately, calling on the homeward voyage at Trinidad, Barbados and such other British West India Islands as may from time to time be deemed necessary by the contractors in the interests of the trade.

(*b*) The sailings from St. John shall be at intervals of twenty-two (22) days, calling at Halifax, Bermuda, St. Kitts, Antigua, Barbados, Trinidad, to Demerara, at returning to St. John, calling on the homeward voyage at Trinidad, Barbados and Bermuda and such other British West India Islands as may from time to time be deemed necessary by the contractors in the interests of the trade.

Register, Speed, Accommodation, &c., of Vessels Employed.

4. 'The steamers employed in this service shall be British vessels of not less than 1,000 tons register, and shall be good, substantial and efficient steam vessels of adequate power and speed, and supplied with first-rate proper steam engines, and in all respects suited to the performance of the service, and shall be capable of maintaining and shall maintain, when employed on this service, an average speed of not less than ten (10) knots an hour, and shall be fitted with all necessary appliances for the reception, stowage and carriage of cargo.'

Carriage of Mails.

A clause in the contract provides for the carriage of mails.

Calls at Foreign Ports.

12. 'The steamers employed in carrying out the provisions of this contract shall not on any voyages either outwards or homewards call at any foreign port not specified in this contract.

Subsidy: $65,700 per Annum.

18. 'The annual subsidy is sixty-five thousand and seven hundred dollars ($65,700), payable as follows: On the last day of each month during the continuance of this contract, the sum of five thousand four hundred and seventy-five dollars ($5,475.)

DESCRIPTION OF VESSELS EMPLOYED.

Name.	Dimensions.			Tonnage.			Passenger Accommodation.			Refrigerator Space	N. H. P.	Speed, Knots.	Built		
	Length.	Breadth	Depth.	Net.	Gross.	Capacity.	1st Class.	2nd Class.	3rd Class.				At	In	Of
	Ft.	Ft.	Ft.							C. ft					
Ocamo.....	300·1	33·8	25·0	1,228	1,910	2,250	44	27	As required.	Nil.	229	11	Glasgow....	1877	Iron.
Oruro ...	301·5	33 2	25·1	1,249	1,919	2,500	40	24		Nil.	233	11	Glasgow....	1878	Iron.
Sobo.	345·0	44·0	23·2	2,313	3,652	4,500	58	24		Nil.	370	12½	Whiteinch..	1899	Steel.
Almeriana ..	324·8	40·2	25·1	1,824	2,906	4,302				Nil.	349	12	Middlesboro' Port	1889	Steel.
Luristan..	358	44·9	24 3	2,072	3,286	5,364	18	....	....	Nil.	364	11	Glasgow.	1906	Steel.
Rhodesian. ..	330	41 3	29·7	2,054	3,192	4,750	Nil.	...	....	Nil.	329	11	Hebburn-on-Tyne.....	1890	Steel.
Cromarty.. ...	300	41·5	27·2	1,735	2,741	4,715	Nil	....	....	Nil.	229	10	Wellington Quay-on-Tyne.....	1892	Steel.

Distances.

	Miles.
Halifax to Bermuda..	750
Bermuda to Montserrat..	982
Montserrat to St. Lucia..	180
St. Lucia to St. Vincent..	55
St. Vincent to Barbados..	95
Barbados to Trinidad..	205
Trinidad to Demerara..	357
	2,624

Demerara to Trinidad	357
Trinidad to Barbados	205
Barbados to St. Vincent	95
St. Vincent to St. Lucia	55
St. Lucia to Dominica	83
Dominica to Montserrat	97
Montserrat to Antigua	38
Antigua to St. Kitts	60
St. Kitts to Bermuda	925
Bermuda to St. John	780
	2,695

TRAFFIC RETURNS.

Calendar Year.	No. of round trips run.	Number of Passengers Carried.			Tons of Freight Carried.		Live Stock.	Mails.		Subsidy Paid.
1907	30	6,510			119,787		Not stated.	Not stated.		$63,510
		1st Class.	2nd Class.	3rd Class.						
					Tons Weight.	Tons Measurement.		Lock Bags.	Tied Sacks	
1908	30	1,558	1,065	1,738	36,113	79,154	86	52	3,833	$65,700
		Passengers		4,361	Freight	115,267				
1909	30	1,573	987	1,993	63,129	54,953	1,100	246	3,805	$65,700
		Passengers		4,553	Freight	118,082				
1910	30	1,595	1,170	2,748	66,474	82,800	390	463	3,225	
		Passengers		5,513	Freight	149,274				$65,700
1911	29	In 526	401	797	50,109	13,994	Nil.	86	1,011	
		Out 518	456	549	19,818	62,404	151	123	1,502	$65,700
		Total 1,044	857	1,346	69,927	76,398	151	209	2,543	
		Passengers		3,247	Freight	146,325				

229.

ST. STEPHEN, N.B., ST. CROIX RIVER POINTS, DEER ISLAND, CAMPOBELLO, &c., &c.

DEER ISLAND AND CAMPOBELLO STEAMBOAT COMPANY.

Contract No. 31.

Vote 229.—Steam service during the year 1912, between St. Stephen, N.B., St. Croix River Points, Deer Island, Campobello, and the inner islands, Passamaquoddy Bay and L'Etete or Black Bay.

1911-12	$3,000
1912-13	$3,000

This service is performed by the Deer Island and Campobello Steamboat Company, of St. Stephen, N.B., under terms of a contract bearing date July 26, 1911, and which expired on December 31, 1911. The principal provisions, aside from those common to all contracts, are as follows:—

1. 'The contractors having on the first day of January last passed placed the steamer *Viking* on the route between Le Tete and St. Stephen, both in the province of New Brunswick, have maintained and will continue to maintain until the thirty-first day of December, in the year 1911, the service hereinafter described.

Frequency of service—Ports of call.

2. 'From the first day of January to the first of May, and from the first of November to the thirty-first of December, during the continuance of this contract, two round trips each week between Le Tete and St. Stephen, calling en route both going and coming at Back Bay, Lord's Cove, Richardsonville, Leonardville, Wilson's Beach, Welch Pool, Eastport (Maine), Indian Island, Fairhaven and St. Andrews; and from the first of May to the first of November three full round trips each week between the same ports, calling both going and returning at the above-mentioned places; provided, however, that the minister may authorize any change or changes in the service as above defined as may not be inconsistent with the vote governing the payment of the subsidy.

Government Wharfs.

3. 'In consideration of the subsidy herein stipulated, the contractors agree to call at all government wharfs when such is practicable and when such wharfs are available.

Condition of SS. 'Viking.'

4. It is further understood and agreed that should the steamship *Viking* not be in a sufficiently good condition to pass a statisfactory inspection when required to do so by the proper officer or officers of the Department of Marine and Fisheries during the coming summer, this contract shall be cancelled forthwith unless the contractors are able within a reasonable time to make such repairs as the said officer or officers may determine are necessary to make the said steamship safe and seaworthy in all respects.

Subsidy: $3,000 per annum.

5. 'The subsidy is at the rate of three thousand dollars ($3,000) per annum, payable as follows: The sum of one thousand five hundred ($1,500) on the first day of July, and the balance, viz., one thousand five hundred ($1,500) on the completion of the service in each year during the continuance of this contract.

Carriage of Mails.

Clause 8 of the contract provides for the carriage of mails.

DESCRIPTION OF VESSELS EMPLOYED.

Name.	Dimensions.			Tonnage.			Passenger Accommodation.	N.H.P.	Speed.	Built.		
	Length.	Breadth	Depth.	Net.	Gross.	Capacity.				At.	In.	Of.
	Ft.	Ft.	Ft.			Not stated			Kts.	Ashtabula, Ohio.		Wood
Viking..... ...	75	21	6.3	86	127		145	17	10		1891	

DESCRIPTION OF VESSELS EMPLOYED.

Distances.

	Miles.
St. Stephen to St. Andrews	16
St. Andrews to Fairhaven	8
Fairhaven to Indian Island	4
Indian Island to Eastport	2
Eastport to Welshpool	2
Welshpool to Wilson's Beach	4
Wilson's Beach to Leonardville	3
Leonardville to Richardsonville	2
Richardsonville to Lord's Cove	1
Lord's Cove to Le Tete	5
Lord's Cove to Back Bay	7

TRAFFIC RETURNS.

Calendar Year.	No. of Round Trips Run.	Number of Passengers Carried.	Tons of Freight Carried.	Live Stock.	Mails.	Subsidy Paid.
1907.	156	9,200	2,530	Not stated.	Not stated.	$3,000
1908.	156	8,392	1,210	Nil.	3,232 bags. 3½ sacks.	3,000
1909.	156	7,124	1,318	Nil.	4,980 bags. 78 sacks.	3,000
1910.	167	6,880	1,180	Nil.	5,252 bags.	3,000
1911	156	In 2,992 Out 3,761	178 1,042	.... Nil.	2,255 bags. 2,335 "	3,000
		Total 6,753	1,220	...	4,590 bags.	.....

230.

SYDNEY AND BAY ST. LAWRENCE.

NORTH SHORE STEAMSHIP COMPANY, LIMITED.

Contract No. 33.

Vote 230.—Steam service during the season of 1912, between Sydney and Bay St. Lawrence, calling at way ports.

1911-12	$6,500
1912-13	$6,500

This service is performed by the North Shore Steamship Company, Limited, of Sydney, N.S., under terms of a contract bearing date July 15, 1911, and which expired on the close of navigation, 1911. The principal provisions, aside from those common to all contracts, are as follows:—

1. 'The contractors having on the opening of navigation next preceding the date of these presents, that is to say, as soon as the ice did permit of running, placed their steamer, the *Aspey*, of 350 gross tons and 200 net tons, on the routes between Sydney and St. Anne's Bay and Bay St. Lawrence, and from that date having maintained and will continue to maintain with the said steamer the following service:—

Frequency of service—Ports of call.

'From the opening of navigation as aforesaid until the 15th day of June, and from the 15th day of October to the close of navigation, that is to say, until the ice will not permit of the running of a steamer over the routes, one full round trip each week between Sydney and St. Anne's Bay, calling both going and returning at North Sydney, Breton Cove, Englishtown and North River; and one full round trip each week between Sydney and Bay St. Lawrence, calling both going and returning at North Sydney, Ingonish, Neil's Harbour, Aspy Bay and Cape North; and from the 15th day of June until the 15th day of October two full round trips each week between Sydney and St. Anne's Bay with calls as above given; and two full round trips each week between Sydney and Neil's Harbour, calling both going and returning at North Sydney and Ingonish, one trip each week to be extended to Bay St. Lawrence with calls at Aspy bay and Cape North.

Changes in Service.

2. The minister may authorize any change or changes in the service as above defined as may not be inconsistent with the terms of the vote providing for the payment of the subsidy.

Termination of Contract.

3. 'This contract shall remain in force to the close of navigation in the present year 1911; that is to say, until the ice will not permit of the running of the steamer over the said route.

Calls at Government Wharfs.

4. 'In consideration of the subsidy herein stipulated the contractors agree to call at all government wharfs when such is practicable and when such wharfs are available.

Subsidy: $6,500 per Annum.

5. 'The subsidy is six thousand five hundred dollars ($6,500), payable in quarterly instalments, or the sum of sixteen hundred and twenty-five dollars ($1,625), on the last days of the months of June, August and October, and on the completion of the service at the close of navigation in the present year.

Carriage of Mails.

Clause 8 of the contract provides for the carriage of mails.

DESCRIPTION OF VESSELS EMPLOYED.

Name.	Dimensions.			Tonnage.			Passenger Accommodation.	N.H.P.	Speed Knots	Built.		
	Length Feet.	Breadth Feet.	Depth Feet.	Net.	Gross.	Capacity.				At	In	Of
Aspy...	113	25	8.5	99	215	250	950	42	10	Shelburne N.S.	1910	Wood

Distances.

	Miles.
Sydney to North Sydney	5
" Breton Cove	27
" Englishtown	39
" North River	43
" Ingonish	35
" Neil's Harbour	47
" Aspy Bay	59
" Cape North	70
" Bay St. Lawrence	85

TRAFFIC RETURNS.

Calendar Year.	No. of Round Trips Run.	No. of Passengers Carried.	Tons of Freight Carried.	Live Stock.	Mails.	Subsidy Paid.
*1907	110	2,766	1,567	Not stated	Nil	$ 1,500
*1908	123	3,863	1,945	183	Nil	1,500
1909	.....	2,875	475	Nil.	Nil	6,500
1910	116	2,115	645	80	Nil	6,500
1911	57	In 710	95	30	.....	
Open Nav. to Aug. 31.		Out 756	204	Nil.	Nil	3,250
		Total, 1,466	199	30	.....	

*The service was performed by the Bras d'Or Steamboat Co., of North Sydney, N.S., during 1907 and 1908.

231.

SYDNEY AND WHYCOCOMAGH.

BRAS D'OR STEAMBOAT COMPANY, LIMITED.

Contract No. 34.

Vote 231.—Steam service during the season of 1912 between Sydney and Whycocomagh.

1911-12	$3,000
1912-13	3,000

This service is performed by the Bras d'Or Steamboat Company, Limited, of North Sydney, N.S., under terms of a contract bearing date July 21, 1911, and which expired on the close of navigation, 1911. The principal provisions, aside from those common to all contracts, are as follows:—

1. The contractors having on the opening of navigation in the year of these presents, that is to say as soon as the ice did permit of the running of a steamer over the route placed their steamer, the *Marion*, on the route between Sydney and Whycocomagh, and having maintained, will continue to maintain with the said steamer or some other steamer satisfactory to the minister until the close of navigation in the present year the following service:—

Frequency of Service—Ports of Call.

1. From the opening of navigation to the 15th of June, and from the 15th of October to the close of navigation in each year, two full round trips each week; and from the 15th of June to the 15th of October three full round trips each week between Sydney and Whycocomagh, calling both going and returning at North Sydney, Big Bras d'Or, New Campbellton, Boularderie, Ross Ferry, Big Harbour, Kempt Head, Baddeck, Washabuck Centre, Nyanza and Little Narrows.

Change in Service.

2. The minister may authorize any change or changes in the service as above defined as may not be inconsistent with the terms of the vote providing for the payment of the subsidy.

Government Wharfs.

3. In consideration of the subsidy herein stipulated the contractors agree to call at all government wharfs when such is practicable and when such wharfs are available.

Subsidy: $3,000 per Annum.

The subsidy is three thousand dollars ($3,000) payable, one-half, or the sum of one thousand five hundred ($1,500) on the 15th of August and the balance, or the sum of one thousand five hundred ($1,500) on the completion of the service, as herein set forth.

Carriage of Mails.

Clause 7 of the contract provides for the carriage of mails.

DESCRIPTION OF VESSELS EMPLOYED.

Name.	Dimensions.			Tonnage.			Passenger Accommodation.	N.H.P.	Speed.	Built.		
	Length.	Breadth	Depth.	Net.	Gross.	Capacity.				At	In	Of
	Feet.	Feet.	Feet.						Knots.			
Marion.	150	26·5	8	269	478	100	400	49	12	New York U.S.A.	1876	Wood

Distances.

	Miles.
Sydney to North Sydney	5
North Sydney to Big Bras d'Or	20
Big Bras d'Or to New Campbellton	2
New Campbellton to Boularderie Centre	7
Boularderie Centre to Ross Ferry	7
Ross Ferry to Big Harbour	2
Big Harbour to Kempt Head	6
Kempt Head to Baddeck	5
Baddeck to Washabuck	5
Washabuck to Nyanza	6
Nyanza to Little Narrows	10
Little Narrows to Whycocomagh	7
	82

TRAFFIC RETURNS.

Calendar Year.	No of Round Trips run.		Number of Passengers Carried.	Tons of Freight Carried.	Live Stock.	Mails.	Subsidy Paid.
1907	83		4,032	1,211	Not stated.	Nil.	$1,000
1908	82		4,007	1,242	2,860	Nil.	1,000
1909	85		4,496	1,437	3,102	Nil.	2,000
1910	88		6,049	1,403	4,226	Nil.	3,000
1911	78	In	3,193	786	4,542	Nil.	3,000
		Out	2,858	904	196	Nil.	3,000
	Total		6,051	1,690	4,738		

232.

FROM SYDNEY, AROUND THE ISLAND OF CAPE BRETON.

THE MERCHANTS' TRANSPORTATION COMPANY.

Contract No. 68.

Vote 232.—Steam service from North Sydney, N.S., around the Island of Cape Breton and return to Sydney.

1911-12	$5,000
1912-13	$5,000

This service was performed by the Merchants' Transportation Company, of Sydney, N.S., under terms of a contract dated June 28th, 1911, which expired on the close of navigation in 1911.

The principal terms of the contract were as follows:—

Service.

1. The contractors, having on the opening of navigation in the present year placed their steamer the *Weymouth*, of 154 tons gross and 106 tons net on a route hereinafter described, sailing from Sydney, N.S., around the Island of Cape Breton and return to Sydney, and having maintained therewith will continue to maintain the service hereinafter described as follows:—

Sailing from the port of Sydney, N.S., calling at the ports of North Sydney, Port Morien, Mainadieu, Louisburg, Gabarus, L'Ardoise, Petit de Grat, Arichat, Mulgrave, Port Hood, Mabou, Margaree, Grand Etang, Cheticamp, Pleasant Bay, Bay St. Lawrence, Cape North, Neil's Harbour, Ingonish, returning to North Sydney and Sydney, the frequency of service will be from the 15th of June to the 15th of September, weekly trips; from the opening of navigation to the 15th of June and from the 15th of September to close of navigation a trip every ten days.

Expiry.

2. This contract shall continue in force and effect unless sooner terminated under the provisions of section 18 hereof until the close of navigation in the autumn or winter in the present year, when it shall cease and determine, unless renewed for another year at the option of the Minister.

Government Wharfs.

3. In consideration of the subsidy herein stipulated the contractors agree to call at all Government wharfs when such is practicable and when such wharfs are available.

Subsidy: $5,000 per annum.

4. The subsidy is $5,000 per annum, payable as follows:—On the first day of August next, $2,500, and at the close of navigation in the present year a further sum of $2,500.

Mails.

Clause 7 of the contract provides for the carriage of mails.

DESCRIPTION OF VESSELS EMPLOYED.

Name.	Dimensions.			Tonnage.			Passenger Accommodation.			N. H. P.	Speed.	Built		
	Length.	Breadth	Depth.	Net.	Gross.	Capacity.	1st Class	2nd Class.	3rd Class.			At	In	Of
	Ft.	Ft.	Ft.								Knots			
Weymouth.. .	102.7	19	7.6	106	154	100	100	Nil.	Nil.	26	9	Weymouth, N.S.	1890	Wood

Distances.

Sydney to North Sydney	5
North Sydney to Port Morien	26½
Port Morien to Mainadieu	12½
Mainadieu to Louisburg	14
Louisburg to Gabarus	11
Gabarus to L'Ardoise	45½
L'Ardoise to Petit de Grat	14
Petit de Grat to Arichat	7
Arichat to Mulgrave	18
Mulgrave to Port Hood	26
Port Hood to Mabou	10
Mabou to Margaree	30
Margaree to Grand Etang	8
Grand Etang to Chetieamp	9
Chetieamp to Pleasant Bay	15
Pleasant Bay to Bay St. Lawrence	21
Bay St. Lawrence to White Point	14
White Point to Neil's Harbour	5½
Neil's Harbour to Ingonish	9
Ingonish to North Sydney	30½
	331½

TRAFFIC RETURNS.

Calendar Year.	No. of Round Trips run.	Number of Passengers Carried.	Tons of Freight Carried.		Live Stock.	Mails.		Subsidy Paid.
			Weight.	Measurement.		Lock Bags.	Tied Sacks.	
1911		In 67	30	100	Nil.	.....	.....	.....
	22	Out 61	60	125	5	.....	.....	$5,000
		Total, 128	90	225	5	Nil.	Nil.	.....

233.

VICTORIA AND SAN FRANCISCO.

PACIFIC COAST STEAMSHIP COMPANY.

Contract No. 10.

Vote 233.—Steam service between Victoria and San Francisco.

1911-12	$3,000
1912-13	$3,000

This service in one sense is run under the terms of the Act of Confederation, which provided that a steam service should be maintained between Victoria and San

Francisco. At that time such a service was the only mode of travel or of transportation of mails, but for some years past the necessity for its use as a mail route has ceased to exist, as letter mails are invariably carried by rail, and only small quantities of newspapers and similar matter are carried by the steamers.

The service at present is run by the Pacific Coast Steamship Company of San Francisco, represented by Messrs. R. P. Rithet & Co., Ltd., Victoria, B.C., under terms of a contract bearing date February 23, 1910, and which expires March 31, 1913. The principal provisions, aside from those common to all contracts, are as follows:—

Period of Contract.

1. The contractors will, on or before the first day of April in the present year, place their steamers, the *Queen*, of 2,727 tons; the *City of Puebla*, 2,623 tons, and the *Umatilla*, of 3,069 tons register, or such other steamers as may be from time to time approved by the minister, on a route between the city or port of San Francisco aforesaid and the city or port of Victoria also aforesaid, and will from and after the said date establish and maintain a regular service between the cities or ports aforesaid, sailing from and returning to each at intervals of not less frequency than seven days, and carry on such service until the thirty-first day of March, one thousand nine hundred and thirteen, unless this contract is sooner terminated under the provisions of section 16 thereof, or unless the said steamers should, prior to that date, discontinue regular calls at Victoria aforesaid, in which case this contract shall thereupon determine and cease to have effect.

Subsidy: $3,000 per annum.

The subsidy is at the rate of three thousand dollars ($3,000) per annum, payable as follows, viz.: $1,000 on the first days of August and December next following the date of these presents, and $1,000 on April 1, 1911, and continue the said payments upon the first days of the said months occurring during the further continuance of this contract.

Carriage of Mails.

Clause 4 of the contract provides for the carrying of mails.

Description of Vessels Employed.

Name.	Dimensions.			Tonnage.			Passenger Accommodation.		Refrigerator Space	N. H. P.	Speed, Knots.	Built		
	Length.	Breadth	Depth.	Net.	Gross.	Capacity.	1st Class.	2nd Class.				At	In	Of
	Ft.	Ft.	Ft.						C. ft					
Queen.....	331	38	12	1,672	2,728	2,000	225	125	Nil.	479	14	Philadelphia, Pa....	1882	Iron.
City of Puebla	320	38·6	26	1,713	2,624	1,800	175	100	Nil.	477	15	Philadelphia, Pa...	1881	Iron.
Umatilla.....	310	40·6	22	2,168	3,070	2,000	165	125	Nil.	336	14	Chester, Pa.....	1881	Iron.
Governor....	391	48·2	19·7	2,401	5,250	3,000	210	120	Nil.	679	15	Camden, N.J....	1907	Steel.
President ...	391	48	19·7	2,393	5,218	3,000	210	120	Nil.	601	15	"	1906	Steel.
State of California	306	38·6	24·4	1,260	2,266	1,200	100	100	Nil.	403	13	Philadelphia, Pa....	1878	Iron.

Distance

Victoria, B.C. to San Francisco, U.S.A., 750 miles.

TRAFFIC RETURNS.

Calendar Year.	No. of Round trips run.	Number of Passengers Carried.		Tons of Freight Carried.		Live Stock Carried.	Mails Carried.		Subsidy Paid.
1907	72		2,048		6,768	Nil.	Not stated.		$3,000 00
				Weight	Meas.		Lock Bags.	Tied Bags.	
1908	71								
1909	57		2,672	5,239	1,230	Nil.	79	.....	3,000 00
1910	55		1 930	2,163	5,225	Nil.	Nil.	Nil.	3,000 00
			1,970	2,130	6,230	Nil.	Nil.	Nil.	3,000 00
		In	1,094	1,967	5,686	Nil.	Nil.	Nil.	3,000 00
		Out	956	629	250				
1911	56	Total	2,050	2,596	5,936				

234.

VICTORIA, VANCOUVER, WAYPORTS AND SKAGWAY.

CANADIAN PACIFIC RAILWAY COMPANY.

Contract No. 28.

Vote 234.—Steam service between Victoria, Vancouver, way ports and Skagway.

1911-12 . . . . . $12,500
1912-13 . . . . . $12,500

This service is performed by the Canadian Pacific Railway Company under terms of a contract bearing date February 11, 1911. This contract will expire on March 31, 1912.

The principal provisions, aside from those common to all contracts are as follows:—

1. The contractors will on the first day of April next following the date of these presents place such steamers as may be necessary to properly perform the services hereinafter specified, and of a class as regards size, speed and equipment satisfactory to the minister; and will from the said date, and thereafter during the continuance of this agreement, perform a service as follows, viz.:—

Between Victoria in the province of British Columbia, and Skagway in Alaska, calling at Vancouver, Port Essington, Prince Rupert, Port Simpson and Ketchikan.

Sailings.

2. There shall be run between the terminal ports hereinbefore mentioned during the period covered by this agreement four complete round trips during each of the months of June, July, August, September and October, two complete round trips during each of the months of November, December, January and February, and not less than three complete round trips during the months of March, April and May. The days of sailing from Victoria shall be such as are approved by the minister and in the event of change such change shall be duly advertised at least two weeks in advance.

Calls at American ports.

Clause 3 provides that calls may be made at the American ports herein stipulated in Alaska, on outward trips only.

Termination of Contract.

4. This agreement shall remain in force and have effect until March 31, 1912, unless sooner terminated under the provisions of section 19 hereof.

Mails.

Clause 7 provides for the carriage of mails without further payment than the subsidy herein provided for, or already further provided for by the Post Office Department.

Subsidy: $12,500 per annum.

20. Subsidy is payable at the rate of $12,500 per annum, in equal instalments of $3,125, on the first days of July, October, January and April occurring during the twelve months period covered by the contract.

Description of Vessels Employed.

Name.	Dimensions.			Tonnage.			Passenger Accommodation.			Refrigerator Space.	N. H. P.	Speed, Knots.	Built		
	Length.	Breadth	Depth.	Net	Gross.	Capacity.	1st Class.	2nd Class.	3rd Class.				At	In	Of
	Ft.	Ft.	Ft.							C.F					
Princess Charlotte..	330·0	46·7	23·7	1,999	3,844	500	274	..	....	Nil.	795	20	Glasgow	1908	Steel.
Princess Victoria..	300·0	40·5	15·2	428	1,943	400	168	60	....	Nil.	434	20	North Shields...	1903	"
Princess Ena..	195·1	38·2	14·8	827	1,368	250	...	...	....	Nil.	75	12	Garston, Eng...	1907	"
Princess May	249·0	33·2	17·7	892	1,717	500	160	....	70	Nil.	287	15	N'castle-on-Tyne	1888	"
Princess Beatrice..	193·4	37·4	15·2	635	1,290	250	100	....	...	Nil.	100	15	Victoria, B.C...	1903	Wood
Princess Royal..	228·0	40·0	16·6	981	1,997	450	154	60	..	Nil.	302	15	" ...	1907	"
Charmer.....	200·0	42·0	12·9	497	1,044	300	90	....	....	Nil.	188	13	San Francisco, U.S.	1886	Steel.
Amur.....	216·0	28·1	11·2	370	907	300	60	...	60	Nil.	170	12	Sunderland.....	1890	"
Otter.....	128·0	24·5	11·0	232	366	250	64	...	60	Nil.	24	10	Victoria, B.C...	1900	Wood
Tees..	165	26	16	330	569	450	Not stated.			Nil.	200	14	Thornaby-on-Tees.	1893	Steel.

Distances.

	Knots.
Victoria to Vancouver	73
Vancouver to Port Essington	472
Port Essington to Prince Rupert	27
Prince Rupert to Port Simpson	36
Port Simpson to Ketchikan	66
Ketchikan to Skagway	307
	981

TRAFFIC RETURNS.

Calendar Year.	No. of Round Trips Run.	Number of Passengers Carried.			Tons of Freight Carried.		Live Stock.	Mails.		Subsidies Paid.
1907		11,206			17,677		Not stated.	Not stated		For all routes, including Vancouver Island service. $ 17,500
1908		27,625			23,446		264	13,281		4,375
		1st class.	2nd class	3rd class.	Tons Weight.	Tons Meas.		Lock Bags.	Tied Sacks.	
1909		23346	4427	2236	25,740	332	130	6,378	8,367	17,500
Total, passengers				30009	Freight.	26,072				
* 1910		10052	1846	680	12,536	55	591	3,524	4,119	12,500
Total, passengers				12574	Freight.	12,591				
1911 Jan. 1, to Sept. 30.	North	3092	622	402	4,029	308	75	1,141	4,032	9,375 (to Sept. 30)
	South	2363	487	254	3,743	18		1,131	1,667	
	Total	5455	1109	656	7,772	326	75	2,252	5,689	

* During 1910 Route 'A' only was subsidized; during previous years both 'A' and 'B' have been included in the above figures.

This is the cause of the smaller amount of traffic shown during 1910.

235.

VICTORIA AND WEST COAST VANCOUVER ISLAND.

CANADIAN PACIFIC RAILWAY COMPANY.

Contract No. 63.

Vote 235.—Steam service between Victoria and West Coast Vancouver Island.

1911-12	$5,000
1912-13	5,000

This service is performed by the Canadian Pacific Railway Company, under terms of a contract bearing date February 13, 1911, which expires on March 31, 1912. Its principal provisions are as follows:—

Sailings.

1. The Contractors will on the first day of April next following the date of these presents place steamers necessary to properly perform the services hereinafter specified, and of a class as regards size, speed and equipment satisfactory to the minister, and will from the said date and thereafter during the continuance of this agreement run the same on and over the routes and in manner as follows, viz.:—

Four complete round trips each month from April to September, both inclusive, the sailings during the said months to be every Tuesday, viz.:—Two trips from Victoria to Clayoquot and way ports; one trip from Victoria to Quatsino including Clayoquot and way ports; one trip from Victoria to Holberg including Quatsino, Clayoquot and way ports; for the balance of the year, three complete round trips each month—One to Holberg and way ports, including Quatsino, one to Quatsino including way ports and one to Clayoquot.

Leaving Victoria the ports of call shall be as follows:—Port Renfrew, Carmanah, Clo-oose, Bamfield, New Alberni, Sechart, Ucluelet, Clayoquot, Christie School, Ahousat, Hesquiot, Friendly Cove, Whaling Station, Kyuquot, Winter Harbour, Quatsino and Holberg. If sufficient business offers, calls shall be made at Dodges Cove, Uchucklesit, Port Hughes and Neuchatlitz.

Termination of Contract.

2. This agreement shall remain in force and have effect until March 31, 1912, unless sooner terminated by mutual consent or under the provisions of Section 17 hereof.

Mails.

Clause 4 of the contract provides for the carriage of mails.

Subsidy: $5,000 per Annum.

17. Subsidy is payable at the rate of $5,000, payable in quarterly instalments of $1,250, on the last day of the months of June, September, December and March during the continuance of this contract.

Distances.

	Knots.
Victoria to Port Renfrew	54
Port Renfrew to Carmanah	15
Carmanah to Cla-oose	5
Cla-oose to Bamfield	25
Bamfield to New Alberni	34
New Alberni to Sechart	34
Sechart to Ucluelet	12
Ucluelet to Clayoquot	26
Clayoquot to Christie's School	3
Christie's School to Ahousaht	9
Ahousaht to Hesquiot	36
Hesquiot to Friendly Cove	25
Friendly Cove to Whaling Station	68
Whaling Station to Kyuquot	11
Kyuquot to Winter Harbour	45
Winter Harbour to Quatsino	22
Quatsino to Holberg	23
	447

DESCRIPTION OF VESSEL EMPLOYED.

Name.	Dimensions.			Tonnage.			Passenger Accommodation.			Refrigerator Space	N.H.P.	Speed, Knots.	Built.		
	Length	Breadth.	Depth.	Net.	Gross.	Capacity.	1st Class.	2nd Class.	3rd Class.				At	In	Of
	Ft.	Ft.	Ft.							C. F					
Tees.....	165	26	16	330	569	450	Not stated.			....	200	14	Thornaby-on-Tees.	1893	Steel.

TRAFFIC RETURNS.

Calendar Year.	No. of round trips run.	Passengers Carried.			Tons of Freight Carried.		Live Stock.	Mails.		Subsidy Paid.
1907....	.....	.....	6,037	. .	8,999	....	Not stated	Not stated.		Included in amount of $17,500 paid under previous vote.
1908 ...	.....	. . .	5,606	.....	10,480	.....	151	745	.....	Included in amount of $4,375 paid under previous vote.
		1st Class.	2nd Class.	3rd Class.	Tons Weight.	Tons Meas.		Lock Bags.	Tied Sacks.	
1909....	....	3,173	1,318	305	5,837	5,887	63	1,064	972	Included in amount of $17,500 paid under previous vote.
1910....	....	4,692	1,017	595	4,257	6,367	62	1,379	998	$5,000
1911....	... North	2,251	193	343	4,571	874	62	736	360	3,750
	South	1,537	155	433	2,501	138	5	476	374	(to Sep. 30)
Jan. 1 to Sept. 30.	Total	3,788	348	776	7,072	1,012	67	1,212	734	

AUTHORIZED BY STATUTE.

(1-2 George V, chapter 25.)

CANADA, CHINA AND JAPAN.

CANADIAN PACIFIC RAILWAY COMPANY.

Contract No. 39.

1911-12. . . . . $121,666.66
1912-13. . . . . $121,666.66

This service is run under contract between the Imperial government and the Canadian Pacific Railway Company, bearing date of November 11, 1911, covering a period of service from April 7, 1911, to April 6, 1913.

Aside from the usual requirements, the present contract provides among other things as follows:—

Frequency of Service—Terminal ports.

2. 'Subject to the provisions of this agreement the company shall and will during the continuance of this agreement at their own costs and charges in all respects convey or cause to be conveyed once in every three weeks during the summer season, and once in every four weeks during the winter season in each direction all mails which the postmaster general or any of his deputies, officers, servants or agents shall from time to time require to be conveyed in either direction between Liverpool in England and the port of Hong Kong in China and between the several ports and places en route hereinafter specified. Such conveyance shall be effected by way of Halifax, St. John, Quebec or Rimouski (as hereinafter provided) in the Dominion of Canada and the port of Vancouver in the same Dominion, and shall be effected between Halifax, St. John, Quebec or Rimouski (as the case may be) and the said port of Vancouver by means of railway trains and between Liverpool and Halifax, St. John, Quebec or Rimouski (as the case may be) and between the said port of Vancouver and the said port of Hong Kong by means of mail ships. All such trains and mail ships respectively shall be provided by the company and such conveyance shall be conducted throughout as one continuous and complete service, and the company shall be responsible for the safe conveyance and delivery of the mails by means of such trains and mail ships.

Summer and Winter Ports in Canada.

3. 'Subject to the provisions of this agreement all mails to be conveyed by the company in pursuance of the agreement by means of railway trains shall be conveyed over the railways of the company during the summer season from and to Quebec or Rimouski direct to and from the mail ships to be despatched from and to arrive at the said port of Vancouver; and during the winter season from and to Halifax or St. John direct to and from the said mail ships at the said port of Vancouver.

Manner of Conveyance of Mails.

5. 'Subject to the provisions of this agreement, the conveyance of the mails between Liverpool and Hong-Kong shall be effected by the company in the following manner:—

(1) 'On the journey from Liverpool to Hong-Kong, one of the mail ships shall put to sea from Liverpool at the time appointed by the Postmaster General, and shall proceed on her voyage to Halifax, St. John, Quebec or Rimouski (as the case may be). At Halifax, St. John, Quebec, or Rimouski (as the case may be) the company shall transfer the mails to one of the trains to be provided by the company. The said train shall then forthwith start and shall proceed to the said port of Vancouver, stopping at such places as the company shall appoint. At the said port of Vancouver, the company shall transfer the mails to one of the mail ships, which shall then forthwith put to sea, and proceed on her voyage to Hong-Kong, touching or calling at the several ports or places hereinafter specified.

(2) 'On the journey from Hong-Kong to Liverpool: The services above described shall be reversed and the mails conveyed in manner aforesaid (*mutatis mutandis*) in the contrary direction.

(3) 'On both journeys: The company shall at each of the ports hereinafter specified at which the mail ships shall call or stop or from which they shall start, and at each of the places at which the trains shall stop or from which they shall start,

accept such mails as shall under the provisions hereof be there tendered to them for conveyance, and deliver thereat such mails as shall under the provisions hereof have been entrusted to them for such delivery.

Ports of Call in China and Japan.

6. On the voyages in both directions between Vancouver and Hong-Kong the mail ships shall call at Yokohama and Shanghai, and may also (at the option of the company)call at the ports of Victoria, Nagaski, and Hiogo (Kobi), and at Amoy or other China ports.

Contract Time for the Conveyance of Mails.

7. 'All mails to be conveyed under the provisions of this agreement by such trains and mail ships respectively as aforesaid from Liverpool to the port of Hong-Kong, or from Hong-Kong to Liverpool, shall be so conveyed by the company during the continuance of this agreement within the complete and entire periods next hereinafter mentioned (that is to say) when the conveyance shall be by way of Quebec or Rimouski within a total period of 818 hours, and when the conveyance shall be by way of Halifax, or St. John within a total period of 853 hours, which said periods respectively shall be calculated in the manner hereinafter mentioned or specified, and shall respectively include all stoppages of the mail ships and trains.

Conveyance of Mails between United Kingdom and Canada.

11. 'In addition to the services above described the company shall, without further payment than the subsidy hereinafter mentioned, convey by any of their steamships or other vessels plying between any port or ports in the United Kingdom and any port or ports in the Dominion of Canada any mails which the Postmaster General may tender for conveyance by such vessels between any ports or places (including ports of departure and destination) on the routes thereof respectively.

Conveyance of Canadian Trade Commissioners.

Clause 28 provides for the free carriage of Canadian Trade Commissioners when travelling upon official duties, or being transferred from one post to another, with their wives and children, as first class passengers, and with free transportation of their household effects.

No Preference to Foreign Firms.

29. The company shall not, in relation to the conveyance of persons or goods by mail ships give or agree to give any undue preference to traders or other customers or persons outside the United Kingdom and the possessions and dependencies of the British Crown as compared with traders, customers and persons in the said United Kingdom, possessions or dependencies.

Subsidy: £45,000 per annum.

40. 'In consideration of the covenants and agreements herein contained and on the part of the company to be observed and performed, and of the due and faithful performance by the company of all th eservices under this agreement, there shall be payable to the company during the continuance of this agreement (out of such aids or supplies as may from time to time be appropriated by parliament for that purpose) a yearly subsidy or sum after the rate of £45,000 per annum, or (in the event of any such default or failure as hereinafter mentioned) so much of the said subsidy or

sum as shall remain payable in respect of any year after making such deductions therefrom (if any) as hereinafter in that behalf mentioned in respect of any such default or failure.

NOTE.—Of the above-mentioned subsidy of £45,000, Canada contributes £25,000, and Great Britain £20,000.

Deductions from Subsidy.

41. If at any time the company fail to provide a mail ship at the port of Liverpool or Hong-Kong, ready to put to sea, on and at the appointed day or hour, or if such mail ship fail to start or put to sea, on and at the appointed day and hour or so soon thereafter (regard being had to practical considerations) as the anchor of the mail ship can be weighed or the ship loosed from her moorings, then and so often as any such default shall happen there shall be deducted from the subsidy which would in the absence of any such default be payable to the company for the current year the sum of £500, and also the further sum of £100 for every successive 24 hours which shall elapse until such mail ship actually starts or proceeds to sea on the appointed voyage in pursuance of this agreement. Provided always, that the total amount of the sums deducted as last aforesaid shall not in the aggregate exceed by a sum greater than the sum of £500, that part of the said subsidy of £45,000 for the current year which shall be applicable to the whole journey, reckoned from the port of departure to the port of arrival, in respect of which default shall have been made.

42. If at any time or times the mails shall not be conveyed from Liverpool to Hong-Kong or from Hong-Kong to Liverpool as aforesaid within the respective periods of transit hereinbefore stipulated in that behalf, then and so often as the same shall happen there shall be deducted from the subsidy, which but for this provision would be payable to the company for the current year a sum of £100 for every complete period of 12 hours by which the time actually occupied in the conveyance of such mails shall have exceeded the period of transit hereinbefore stipulated in that behalf respectively. Provided always, that the total amount of the sums deducted in respect of any default or failure as hereinbefore mentioned in the delivery of mails shall not exceed that part of the said subsidy of £45,000 for the current year, which shall be applicable to the journey in respect of which such default or failure occurs.

Provided also that no such deductions as in this clause mentioned shall be made in respect of any such default or failure as aforesaid if the company shall prove to the satisfaction of the Postmaster General that such default or failure arose from any cause or causes altogether beyond the control of the company.

Manner and Time of Subsidy Payments.

44. (1) 'Subject to the provisions herein contained, the said subsidy shall be paid by equal quarterly payments on or as soon as conveniently may be after the days hereinafter in this article mentioned.

(2) 'All accounts in relation to the said subsidy, and any deduction therefrom or additions thereto as hereinbefore provided, shall be made out and settled quarterly up to and on or as soon as conveniently may be after the 31st day of March, the 30th day of June, the 30th day of September and the 31st day of December in each year, and the amount or balance (if any) which shall be justly due to the company on each such quarterly account shall be paid by the Postmaster General out of such aids or supplies as aforesaid upon the settlement of such account; and for the purposes of such accounts, and subject as aforesaid the said yearly subsidy of £45,000 or any increased or decreased subsidy which may become payable under or by virtue of any of the provisions herein contained shall be deemed to accrue from day to day

subject to the liability of the same to be altered by such additions or deductions as aforesaid.

Termination of Agreement.

15. This agreement shall be deemed to have commenced on the 7th day of April, 1911, and shall continue in force until the 6th day of April, 1913, and shall then absolutely determine.

Name.	Dimensions.			Tonnage.			Passenger Accomodation.			Refrigerator Space.	N. H.P.	Knots, speed.	Built.		
	Length.	Breadth.	Depth.	Net.	Gross	Capacity.	1st Class.	3rd Class.	4th Class.				At	In	Of
	Ft.	Ft.	Ft.							Cu. Ft.					
Empress of India.	455·6	51·2	33·1	3,032	5,934	3,000	200	40	1,000	Nil.	1,167	15	Barrow	1891	Steel.
Empress of China.	455·6	51·2	33·1	3,046	5,947	3,000	200	40	1,000	Nil.	1,167	15	Barrow	1891	Steel.
Empress of Japan	455·6	51·2	33·1	3,039	5,940	3,000	200	40	1,000	Nil.	1,167	15	Barrow	1891	Steel.
Monteagle.	445·0	52·2	27·7	3,953	6,163	5,500	Nil.	97	1,000	24,785	705		Barrow	1899	Steel.

Distances.

	Miles.
Vancouver to Yokohama	4,283
Yokohama to Kobe	346
Kobe to Nagasaki	384
Nagasaki to Woosung	448
Woosung to Hongkong	810
Total—Vancouver to Hong-Kong	6,271

TRAFFIC RETURNS.

Calendar Year.	Number of Round trips Run.	Number of Passengers Carried.				Tons of Freight Carried.		Live Stock.	Mails.		Subsidy Paid.
			1st Class.	3rd Class.	4th Class.	Weight.	Meas.		Lock Bags.	Tied Sacks.	
1908			1,282	867	10,185	21,296	42,110	.....	25,733	....	$ 108,770 60
1909	..		1,106	767	8,239	26,712	...	Nil.	18,158	7,382	$ 121,301 64
1910	19½		1,578	942	9,975	10,952	72,538 and 2,828,034 ft. lumber.	Nil.	28,133	4,038	$ 121,656 26
1911	12½	In	697	565	1,846	Nil.	23,434	Nil.	6,578	Nil.	$ 121,656 66
		Out	429	176	2,184	.....	14,878	..	13,336	.....	
		Total	1,126	741	7,030	...	40,332	. .	19,914	...	

AUTHORIZED BY STATUTE.

(8-9 Edward VII., Chapter 36.)

CANADA AND FRANCE.

Contract No. 32.

H. AND A. ALLAN.

1911-12	$200,000
1912-13	$200,000

This service is performed by Messrs. H. and A. Allan, of Montreal, under terms of a contract bearing date of March 10, 1911, which will expire on the opening of navigation in 1912. The principal provisions, aside from those common to all contracts, are as follows:—

Service—Speed.

1. The contractors owning and controlling in their capacity aforesaid, the steamships *Pomeranian, Sardinian, Corinthian* or *Sicilian,* will establish upon the opening of navigation in the year next succeeding the date of these presents (and with the assistance of such other steamships as may be approved by the minister) and from that time maintain for one year a regular direct steamship service between a port or ports in the Dominion of Canada and a port or ports in France, with the option upon the part of the contractors of extending each eastbound voyage to a port or ports in Great Britain as hereinafter defined with not less than three steamships, each of which shall not be less than 3,000 tons gross register, with a carrying capacity of 4,500 tons available for agricultural products, merchandise and all other kinds of freight, each of which shall also be fitted with such amount of cold storage accommodation and under such regulations as the minister may require, and thereafter during the continuance of this contract to be at all times subject to the approval of the minister. The speed of the said steamers at sea when loaded and while so employed shall be during the term of this contract a minimum of not less than ten knots per hour, such steamers to be fully equipped in the most approved and modern style.

Ports of Call.

2. It is understood and agreed that during the season of open navigation on the River St. Lawrence covered by this contract, the terminal ports in Canada shall be Montreal or Quebec, and during the season of closed navigation on the St. Lawrence such terminal ports shall be Halifax or St. John, at contractors' option, subject to the approval of the minister; and it is understood and agreed that the ports of call in France upon each eastbound and westbound trip shall be Cherbourg or Havre, or both, at the option of the contractors, and each eastbound trip to be extended at the option of the contractors to a port or ports in Great Britain; provided, however, that in any event the first port of call after leaving Canada shall be a port in France and that the last port of departure for Canada shall also be a port in France.

Frequency of Service.

3. It is understood and agreed that the number of round voyages from France to Canada and return as herein stipulated during the continuance of this contract shall not be less than fifteen yearly; that is to say, that during the months of May to November, inclusive, in each year there shall be run not less than two full round

voyages each month and during the remaining months of December to April, inclusive, the remaining voyages shall be performed; such service to be regular and uninterrupted with sailings on such fixed dates as may be approved of by the minister, and such dates shall be by the contractors regularly advertised at least two weeks in advance of every such sailing. It is further understood and agreed that at the option of the contractors the number of round voyages from France to Canada and return as herein stipulated may be increased to a maximum of thirty per annum, such additional voyages, if run, to be run regularly with sailings on such fixed dates as may be approved by the minister, and such dates shall be by the contractors regularly advertised as hereinbefore provided.

Subsidy: At the rate of $5,555.55 to $6,666.65 for each round voyage, but not to exceed $200,000 per annum.

4. The subsidy is at the rate of $5,555.55 for each round voyage completed at an average speed of 10 knots, and $555.55 extra for each knot exceeding an average speed of 10 knots per hour, up to and including an average speed of 12 knots; provided, however, that the total amount of subsidy to be claimed or paid for the said one year's service shall not exceed the sum of $200,000, such subsidy being payable in quarterly instalments on the first day of each of the months of July, October, January and April, occurring during the continuance of this contract. Provided also that it is the true intent and meaning of these presents that the contractors shall have no claim to payment of any instalment of subsidy or any part thereof unless up to the time of such instalment becoming due, as herein stipulated, the service herein described and defined has been fully and faithfully performed, and unless all the provisions and stipulations as to freight and freight rates and dates of sailing have been in all respects faithfully observed and carried out according to the true intent and meaning of these presents; it being understood and agreed that, in the event of any of the said steamers being at any time so disabled as to necessitate their being docked for repairs, the failure to perform the terms of this contract during such accident and the time reasonably occupied in such repairs, shall not be taken as a default or breach of the stipulations of this contract, or subject the contractors to deductions from the amount of subsidy, if any, payable for any voyage delayed in consequence of such docking for such repairs, but there shall be no claim for nor payment of any subsidy in respect of any voyage not actually performed.

Speed Calculations.

5. It is further understood and agreed that the average speed referred to in clause 4 shall be computed on the basis of the elapsed time of the round voyage, less delays by reason of fog and ice only, or in the case of heavy weather as hereinafter in this clause provided, and the distance shall be taken to be the actual mileage shown by the logs of the respective steamships.

(*a*) No additional subsidy shall be paid for a higher speed than 12 knots.

Notwithstanding any other provisions in this contract, no allowance for heavy weather shall be considered in calculating the speed during any one round voyage for any heavy weather delays less than a total of twenty hours; but the elapsed time shall be taken in calculating the said speed. In the case of any delays for heavy weather amounting to twenty hours or more upon any round voyage, the minister may in his discretion eliminate such additional time in calculating the said speed upon satisfactory evidence of such delays being submitted to the minister in writing.

Freight Rates.

7. 'It is hereby agreed that the rates charged for freights to or from any Canadian port included in this contract shall not exceed the rates charged by regular passenger steamers to or from New York, Boston and Portland, to or from the port of Havre, and the minister may at any time, if he deem it advisable, and after sufficient notice to the contractors, revise the rates to be charged on all classes of goods, such revision to be in all cases consistent with a fair and sufficient remuneration for the services performed by such steamers, and the contractors shall carry between the ports hereinbefore named, on all voyages of the said steamships employed under the terms of this contract, all freights that may be offered or that can be reasonably procured at rates which shall not be in excess of the aforesaid rates, and in no case shall any discrimination be made as regards rates or otherwise, directly or indirectly against Canadian merchants or shippers, who shall always have precedence for their freight and goods over all other merchants and shippers.

Freight booked to Halifax or St. John to be delivered to Intercolonial Railway.

7. 'It is hereby agreed by the contractors that, as the aid herein expressed and provided for by the government is for the express purpose of encouraging the development of Canadian trade and the transportation of Canadian goods through Canadian channels, the company accepts the aid on these conditions, and agrees that all freight booked or carried by the said steamships from a port in France, and during the time these ships make Halifax or St. John their terminal port, shall, when not otherwise routed by shippers or consignees, be delivered to the Intercolonial Railway at Halifax or St. John for shipment to final destination in Canada, provided that the rates demanded by the Intercolonial Railway shall not be in excess of the rates charged by any railway company from said ports to final destination in Canada.

Passengers for Quebec and Maritime Provinces to be delivered to Intercolonial Railway at Halifax—Freight for France to be carried by Intercolonial Railway.

Contractors are to hand over to the Intercolonial Railway at Halifax passengers for points in the maritime provinces or the province of Quebec, providing the routing of such passengers is controlled by the contractors, and that they are not otherwise routed. It is further agreed that the contractors, through their agents in Canada shall use all and every effort to have all such freight for export as may be secured by them for a port in France at which the subsidized line may call, delivered to the Intercolonial Railway at Montreal.

Trade Commissioners.

Clause 9 provides for free transportation of Canadian Trade Commissioners, their wives, children and household effects, and also of Canadian commercial agents, when such commissioners and agents are travelling upon official duties.

Carriage of Mails.

Clause 12 of the contract provides for the carriage of mails.

Calls at Foreign Ports.

18. 'The steamers employed in carrying out the provisions of this contract shall not on any voyage either outwards or homewards call at any foreign port not specified in this contract.

Description of Vessels Employed.

Name.	Dimensions.			Tonnage.			Passenger Accommodation.			Refrigerator Space.	N. H. P.	Speed, Knots.	Built		
	Length.	Breadth.	Depth.	Net.	Gross.	Capacity.	1st Class.	2nd Class.	3rd Class.				At	In	Of
	Ft.	Ft.	Ft.							Cu. Ft					
Corinthian.	430	54·2	28·2	4,046	6,270	5,146	32	170	800	12,732	447	12	Belfast...	1900	Steel
Sicilian	430	54·2	28·2	3,963	6,229	5,157	32	170	800	14,966	442	12	Belfast.....	1899	Steel
Sardinian.	400	42·3	34·6	2,788	4,349	4,324	Nil.	147	424	7,500	316	11	Greenock ..	1875	Iron.
Pomeranian. ..	381	13·8	33·1	2,700	4,207	3,127	Nil..	120	548	16,211	316	11	Hull ...	1882	Iron.
Lake Erie.....	446	52.0	35.5	4,846	7,535		Not	sta	ted		750 ..		Whiteinch...	1900	Steel

The distance between Havre and Halifax is given as 2,705 miles; between Havre and Montreal as 3,041 miles.

TRAFFIC RETURNS.

Calendar Year.	Number of Round trips run.	Number of Passengers Carried.			Tons of Freight Carried.		Live Stock.	Mails.	Subsidies Paid.
1907...	....			4,690		24,473	Not stated..	Not stated.. ...	$111,113 00
		Second Class.		Third Class.	Weight.	Meas			
1908 .	.....		1,056	1,813	19,231	5,534	Nil.	1 bag.	$136 110 98
1909	.... ..		1,116	1,873	14,964	9,888	Nil.	16 bags.	$136,110 98
1910 ...	... .		1,595	2,781	19,565	21,061	Nil	9 bags.	$190,832 96
1911	28	East	412	410	8,215	4,147	Nil.	Nil.	$140,199 63
	.....	West	704	1,463	6,749	5,741	.....	15 bags.	(to Sept. 30, 1912)
	.....	Total	1,116	1,873	14,964	9,888	.... ..	15 bags.	(Dec. claim not paid yet).

SOME CLAUSES COMMON TO ALL CONTRACTS.

NOTE.—Some of the principal sections common to all contracts, and as such hereinbefore frequently referred to, read as follows:—

Proof of Performance of Service to be Furnished.

'The contractors shall furnish and establish at their own expense the necessary agents required for the efficient performance of this contract, and shall with diligence, as soon after the completion of each voyage as may be, furnish to the minister full and complete copies of the manifests of the cargoes and lists of passengers carried on each voyage, duly certified by the proper officers of customs, and also such other documents, information and evidence as may be reasonably required by the minister to show the volume, extent and value of the trade carried on by the said steamers, and the full performance on their part of the services, requirements and conditions of this contract in order to enable him to judge as to whether the terms of this contract have been or are being fully and faithfully carried out and complied with, within the true intent and meaning thereof, and his decision in that respect shall be binding, final and conclusive; and the furnishing of such certificates, documents and evidence as hereinbefore specified shall be a condition, precedent to the payment of the subsidy herein provided for, or any portion thereof, and if in the opinion of the minister, all the terms of this contract have not been fully complied with by the contractors he may deduct from the subsidy otherwise payable such portion thereof as he may deem fit and proper, taking into consideration all the circumstances connected therewith, and the contractors shall at all times during the continuance of this contract well and faithfully abide by and conform to all such requirements as may be made by the minister with regard to the said steamers in the performance of this contract.

British Subjects.

It is further understood and agreed by the contractors, that two-thirds of the total number of officers, engineers, stewards, crew or other employees whatsoever upon the steamships engaged in the performance of the service herein contracted for, shall be British subjects, but the non-observance of this clause shall not constitute a violation of this contract in such individual cases as may from time to time be approved by the minister in writing.

Equipment of Steamers.

'The steamers to be employed as herein specified, shall at all times during the continuance of this contract be fully seaworthy, well-officered, manned, victualled, equipped, provided and furnished, having regard to the service which the contractors have hereby undertaken to perform; and shall have ample and suitable accommodation for the passengers, mails and freights to be carried over the routes specified; and shall, at all times, carry boats and life-saving appliances in compliance with the law, and shall be in all respects subject to the approval of the minister.

Accommodation for Mails.

'The said steamers shall be provided with sufficient and convenient accommodation and protection for all such mails, to the satisfaction of the Honourable the Postmaster General of Canada for the time being, and the contractor shall further take

all reasonable and necessary precautions for the protection of such mails while upon the said steamers or while in the contractors' charge or custody, from loss, damage or injury in any way, and the contractors shall be responsible for any loss or damage thereto caused by negligence or want of proper care or accommodation on the part of the contractors, their agents or servants, or on the part of the officers, employees or crew on board the said steamers, and this without regard to any question as to the legal liability of the Postmaster General to the owners of the articles of mail matter contained in such mails for damage or loss sustained in transit.

Definition of term 'Mails.'

'The expression "mails" for the purpose of this contract shall be deemed to mean and include all boxes, bags, baskets or packets of or containing letters, post cards, newspapers, parcels, books, or printed papers, and all other articles which under the Post Office Act and postal regulations for the time being in force are transmissible by post in Canada, without regard to place either of origin or destination, and also all empty bags, empty boxes and other receptacles, stores and articles used or to be used in carrying on the post office service, or which shall ordinarily be sent by or to or from the post offices.

No Letters except H. M. Mails to be Carried.

'The contractors shall not, nor shall any of their agents or servants, or officers or crew of the said steamers receive or permit to be received on board of the said steamers any letters for conveyance other than those contained in His Majesty's mails, or which are or may be privileged by law, nor the mails of any other country, except such as are specified by the Postmaster General of Canada, for the time being.

Government Officials to be Carried free of Charge.

The Honourable the Postmaster General of Canada, or the Honourable the Minister of Trade and Commerce for the time being, or any inspector or officer of the Post Office Department or of the Department of Trade and Commerce, who may in the execution of his duty travel in the said steamers, shall be carried free of charge.

Proper Accounts to be Kept.

The contractors shall keep full and proper accounts of and in connection with the working of this service, and shall keep such accounts separate and distinct from any other accounts of or connected with other branches of their business; and in any contingency which, in the opinion of the minister, may render such a course necessary, the contractors shall allow any officer or officers named by the minister free access to such accounts and all books, papers and documents connected therewith.

Substitutes for Disabled Steamers.

It is understood that if the said steamer shall be by peril of the sea or other unavoidable casualty, lost, destroyed or temporarily disabled from performing the voyages herein agreed to be performed according to the true intent and meaning of these presents, the contractors may in such case as soon as reasonably may be, having regard to the circumstances, replace the said steamer by another of equal class, speed, equipment, character and capacity to the satisfaction and approval of the minister in case the said steamer has been only temporarily disabled, and continue the service herein contracted for with such substituted or repaired steamer with as little delay as possible under all circumstances.

Freight and Passenger Tariffs—Proof of Performance of Service to be Furnished.

'The contractors shall carry on each steamer running under this contract, according to its capacity, on all voyages, all the freight and passengers which may be reasonably offered or obtained, and at tariff rates, both as to passengers and freight, which may be from time to time approved by the minister; and the contractors shall furnish to the minister such documents, information and evidence as may be required b ythe minister, to show the volume, extent and value of the trade carried on by the said steamer, and such customs certificates, documents and evidence as may be necessary or as may be required by the minister to prove the performance of the service herein contracted for, and to enable the minister to judge as to whether this contract is being carefully and faithfully carried out and performed and the furnishing of such certificates, documents, information and evidence, as hereinbefore specified, shall be a condition precedent to the payment of the subsidy herein provided for or any portion thereof.

Deductions from Subsidy—Time-tables to be Furnished—Docking Disabled Steamers.

'Provided, however, that it is the true intent and meaning of these presents that no amount or instalment of subsidy shall be payable or be paid at any time, unless it appears to the satisfaction of the minister that up to the time of such instalment becoming due, as herein stipulated, the service herein described and defined has been fully and faithfully performed, and that all provisions and stipulations as to freight and freight rates and dates of sailing have been in all respects faithfully observed and carried out, according to the true intent and meaning of these presents; and it is understood and agreed to be a further condition of these presents that the contractors shall at least two weeks prior to the first sailing under this contract furnish to the minister time-tables showing the proposed sailings, and upon the same being approved by the minister, they shall be duly advertised in such manner as he may direct; and it is also agreed that in case either of the steamers herein named, or a substituted steamer sanctioned by the minister, does not sail from a terminal port as herein specified within of the date fixed by such time-tables, there shall be deducted from the amount of subsidy payable for such voyage a sum equal to one-tenth of the amount otherwise payable for the performance of such voyage, and so in proportion for further delays or failure to sail from such terminal port. Provided, however, that the minister may authorize any vessel to sail either at an earlier or a later date than that specified in such time-tables should he for any reason deem it advisable to do so; it being understood and agreed that, in the event of any of the said steamers being at any time so disabled as to be obliged to be docked for repairs, the failure to perform the terms of this contract owing to such accident and for the time reasonably occupied in the repair of the damaged steamer, shall not be taken as a default or breach of the stipulations of this contract, or subject the contractors to deductions as above from the amount of subsidy, if any, payable for any voyage delayed in consequence of such docking for repairs, but there shall be no claim for nor payment of any subsidy in respect of any voyage not actually performed.

Carriage of Mails.

'The contractors shall during the performance of this contract, convey on each and every trip of the steamers performing the aforementioned services, both on outward and homeward voyages, all such mails as shall be tendered to the proper officers or persons in that behalf on the said steamers by or on behalf or under the direction of the postal authorities of Canada, or those at the terminal port or ports of call

herein referred to, and shall deliver all such mails at their proper destinations at the terminal port or ports of call above referred to; and the expenses of carrying such mails from the post offices or railway stations to the steamers and from the steamers to the post offices or railway stations at the terminal ports and at the ports of call shall be borne by the contractors, who will be subject to all general and special regulations now or hereafter existing during the continuance of this contract in connection with the postal service. For the conveyance of all such mails no payment shall be made or required over or beyond the amount of subsidy herein mentioned or provided for.

Freight and Passenger Rates to be Approved by the Minister.

'The contractors shall at least three weeks prior to the first sailing under this contract, furnish to the minister a schedule of the freight rates proposed to be charged between the different ports on both east and west bound trips, which schedule shall be subject to the approval of the minister, and after being approved by him shall not be changed except with his consent; and the minister may at any time, if he deem it advisable, fix the maximum rates to be charged on any article or class of goods, and the contractors shall carry between the ports hereinbefore named, on all voyages of the said steamships employed under the terms of this contract, all passengers or freight that may be offered or that can reasonably be procured, at rates which shall not be in excess of such maximum rates as fixed by the minister, should he deem it advisable to so fix such maximum rates, and in no case shall any discrimination be made as regards rates, or otherwise, directly or indirectly, against Canadian merchants or shippers, who shall always have precedence for their freight and goods over all other merchants and shippers; and it is agreed and understood that the freight rates on east-bound trips, sailing from or as hereinbefore provided, on through bills of lading to from any place in the provinces of Ontario and Quebec, or from any Canadian points farther west, shall in no case be greater than from the same place to via any United States route or port; and on west-bound trips the rates from to any place in Ontario or Quebec, or other Canadian points farther west, shall be as favourable as via any United States route or port to the same place; and it is further understood and agreed that the said steamers shall not carry between the ports of or and aforesaid, on any vayoge run under the terms of this contract, either deals or lumber or timber to a greater extent than fifty per cent of the total quantity of the cargo carried on such voyage, and such quantity only in case other Canadian products are not offering or cannot be obtained. Provided, however, that in the event of other cargo not being obtainable, satisfactory evidence of that fact being furnished to the minister, then the contractors shall be allowed to make up the balance of the cargo with deals, boards or timber.

Calls at Foreign Ports.

'The steamer employed in carrying out the provisions of this contract shall not on any of its trips call at any foreign port not specified in this contract.

Carriage of nitro-glycerine or dangerous articles.

'The contractor shall not convey or permit to be conveyed in any steamer while employed in this service any nitro-glycerine or any other article which in the opinion of the minister shall be considered dangerous.

Subsidy subject to vote of Canadian parliament.

'It is conditioned, declared and agreed that the payment of subsidy, as hereinbefore stipulated, is subject to the amount specified being provided for the purpose by a vote of the parliament of Canada, and that if no amount is voted for the purpose, or if any amount voted has become exhausted in payment thereof, and no further sum is voted for the purpose, this contract or agreement shall terminate and become void and of no effect, and the party of the first part shall not in consequence be held liable to damage.

Minister's right to terminate contract.

'It is declared to be the true intent and meaning of these presents, that the minister shall have the right at any time during the continuance of this contract, upon 30 days' notice in writing to the contractors, their successors or assigns, to terminate this contract, and every matter and thing herein contained, if it shall appear to the minister that there has been any breach on the part of the contractors, their successors or assigns, of any of the covenants, agreements, stipulations or provisions herein contained and entered into on the part of the contractors; and it is declared and agreed that the minister shall at all times be the sole and final judge as to whether there has been any such breach, and his decision shall be absolute, final and conclusive.

Assignment of contract.

'This contract shall not, nor shall any right or interest therein be assigned without the consent in writing of the minister to such assignment having been first obtained.

Canadian members of parliament not admitted to share in contract.

'It is a condition of these presents that no member of the House of Commons of Canada shall be admitted to any share or part of this contract or agreement nor to any benefit to arise therefrom.

Changes in contract.

'The minister may authorize any change or changes in the terms of this contract as may not be inconsistent with the vote providing for the payment of the subsidy.

Minister to be final judge as to full carrying out of contract.

'The minister shall at all times be the judge as to whether the terms of this contract have been or are being fully and faithfully carried out and complied with within the true intent and meaning thereof, and his decision in that respect shall be binding, final and conclusive.

INDEX TO SERVICES.

PAGE.

Annapolis and London and Hull, Eng., or both.. 5
Baddeck, Grand Narrows and Iona.. 6
Canada and Australia or New Zealand (on the Pacific ocean).. 8
Canadian Atlantic ports and Australia and New Zealand.. 15
Canada and Cuba.. 24
Canada, China and Japan.. 158
Canada and France.. 163
Canada and Great Britain (mail service).. 18
Canada and Mexico (Atlantic service).. 27
" (Pacific service).. 30
Canada and Newfoundland.. 33
Canada and South Africa.. 35
Caraquet, Shippegan and Miscou Islands.. 39
Froude's Point and Lockeport, N.S.. 41
Gaspé Basin and Dalhousie or Campbellton.. 43
Gaspé Basin and North Shore River and Gulf of St. Lawrence.. 45
Grand Manan and Mainland.. 47
Halifax and Canso.. 49
Halifax and Newfoundland, *via* Cape Breton ports.. 51
Halifax, St. John's, Nfld., and Liverpool.. 59
Halifax and Spry Bay.. 54
Halifax, South Cape Breton and Bras d'Or Lake ports.. 56
Halifax and West Coast Cape Breton.. 58
Mainland and Magdalen Islands.. 62
Mahone Bay and Tancook Island.. 64
Montreal, Quebec and Manchester.. 66
Mulgrave and Canso.. 69
Mulgrave and Cheticamp.. 75
Mulgrave and Guysboro'.. 73
Newcastle, Neguac and Escuminac; Miramichi River and Miramichi Bay.. . . 77
Pelee Island and Mainland.. 79
Petit de Grat and I.C.R. terminus at Mulgrave.. 82
Petitcodiac River, Moncton, and ports in the County of Cumberland, N.S.. . . 84
Picton and Cheticamp.. 86
Pictou, Murray Harbour, Georgetown and Montague Bridge.. 88
Port Mulgrave, St. Peter's, Irish Cove and Marble Mountain.. 71
Prince Rupert and Queen Charlotte Islands.. 90
Prince Edward Island, Cape Breton and Newfoundland.. 92
Prince Edward Island and Great Britain.. 94

PAGE.

Prince Edward Island and the Mainland.. 96
Quebec and Blanc Sablon.. 99
Quebec and Gaspé Basin.. 101
Quebec and Isle of Orleans.. 104
Quebec and North shore of the Isle of Orleans.. 105
Rivière du Loup, Tadousac and other North Shore ports.. 107
Rivière du Loup, Tadousac and other St. Lawrence ports (winter service).. . . 109
Sarnia and SS. Marie.. 111
St. Catharine's Bay and Tadousac.. 112
St. John and Digby.. 113
St. John, Digby, Annapolis and Granville.. 115
St. John, Digby, Bear River and Clementsport.. 117
St. John, Dublin and Belfast.. 119
St. John and Glasgow.. 122
St. John, Halifax and London (winter service, Can. Pac. Ry. Co.).. 125
St. John, Halifax and London (Furness, Withy & Co.).. 127
St. John, Halifax and Manchester.. 66
St. John and Halifax, *via* Yarmouth.. 132
St. John, Halifax, West Indies and South America.. 142
St. John, N.B., Margaretville, Port Lorne, Port George, Harbourville and Morden.. 134
St. John and Bay of Fundy and Minas Basin ports.. 136
St. John and ports in Cumberland Basin.. 138
St. John, Port Wade and Bridgetown.. 130
St. John and St. Andrews.. 130
St. John, Westport and other way ports.. 140
St. Stephen, N.B., St. Croix River points, Deer Island, Campobello, &c., &c.. 144
Sydney and Bay St. Lawrence.. 146
Sydney and Whycocomagh.. 148
Sydney, N.S., around Cape Breton.. 150
Victoria and San Francisco.. 152
Victoria, Vancouver and Skagway.. 154
Victoria and West Coast Vancouver Island.. 156

INDEX TO PERSONS OR COMPANIES SUBSIDIZED.

PAGE.

Acadia Steamship Co. 5
Allan, H. & A. (Great Britain service) 18
" (French service) 163
Bay of Fundy and Minas Basin SS. Co. 136
Bear River SS. Co. 117
Beattie, W. A. 86
Black Diamond SS. Line 92
Bouchard Bros. 101
Bras d'Or Steamboat Co. 148
Campbellton and Gaspé SS. Co., Ltd. 43
Canadian Mexican Pacific SS. Line 30
Canadian Pacific Railway (Canada, China and Japan) 158
" (St. John, Halifax and London) 125
" (Victoria, Vancouver and Skagway) 154
" (Victoria and West Coast Vancouver Island) 156
Cann & Son, Hugh (Mulgrave and Canso) 69
" (Mulgrave and Guysboro') 73
" (Petit de Grat and Mulgrave) 82
Charlottetown Steam Navigation Co. 96
Deer Island and Campobello SS. Co. 144
Dominion Atlantic Railway Co. 113
Dominion Coal Co., Ltd. 92
Donaldson Line 122
Elder, Dempster & Co. (Atlantic Mexican service) 27
" (South African service) 35
Ernst & Son, J. 64
Farquhar & Co., J. A. 51
Furness, Withy & Co. (Liverpool service) 59
" (London service) 127
" (Manchester service) 66, 94
Gloucester Navigation Co. 39
Grand Manan Steamboat Co. 47
Grand Trunk Pacific Ry. 90
Halifax and Canso SS. Co. 49
Halifax and Glace Bay SS. Co. 56
Halifax and Inverness SS. Co. 58
Halifax and Sheet Harbour SS. Co. 54
Harbinger SS. Co. 138
Holliday Bros. 99

PAGE.

Insular SS. Co. 110
Leslie, William G. 75
Lockeport, N.S., Town of. 41
Magdalen Island SS. Co. 132
Manchester Liners, Ltd. (Canada and Manchester). 66
" (P.E.I. and G.B.). 94
Margaretville SS. Co. 131
Maritime SS. Co. 130
McLure, Wm. 62
Merchants' Transportation Co. 150
Miramichi Steam Navigation Co., Ltd. 77
New Zealand Shipping Co. 15
North Shore SS. Co. 146
Pacific Coast SS. Co. 152
Pelee and Lake Erie Navigation Co., Ltd. 79
Pickford and Black (West Indies and Demerara service). 142
Quebec and Lévis Ferry Co. 104, 105
Reid-Newfoundland Co., Ltd. 33
Richmond Steamship Co. 71
Robin, Jones and Whitman. 45
Shepody Navigation Co., Ltd. 84
Thomson & Co., Wm. 24
Three Rivers Steamship Co. 88
Trans-St. Laurent Co., Ltd. 107, 109, 112
Ulster Steamship Co., Ltd. 119
Union SS. Co. of New Zealand. 8
Valley SS. Co., Ltd. 115
Victoria SS. Co. 6
Worsnop, T. H. 30

INDEX TO NAMES OF VESSELS EMPLOYED.

PAGE.

Alexandra 78
Alfred Clarke 80
Alleghany 129
Almeriana 61, 143
Amelia 133
Amur 155
Aranmore 100
Arcadia 87
Arnfrid 26
Ascot 17
Ashmore 26
Aspy 147
Athenia 124
Aurora 48
Bear River 119
Beaver 40
Bendu 38
Bengore Head 121
Beneliff 26
Benedick 26
Benin 38
Blue Hill 7
Bonavista 93
Bornu 29
Bray Head 121
Briardene 26
Bruce 34
Brunswick 137
Buckminster 26
Cacouna 93
Canada 44
Canada Cape 38
Cape Corso 17
Carrigan Head 121
Cassandra 124
Charmer 155
City of Puebla 153
Coaling 38

PAGE.

Connors Bros. 131
Contest. 108
Corinthian. 166
Corsican. 23
Cromarty. 143
Daisy. 63
D. D. Mann. 43
Dunmore Head. 121
Durango. 61
East Point. 129
Electra. 87
Empress. 97
Empress of Britain. 23
Empress of China. 162
Empress of India. 162
Empress of Ireland. 23
Empress of Japan. 162
Enterprise. 89
Felix. 26
Florence. 61
Georgia. 32
General Wolfe. 100
Glen Head. 121
Glenarm Head. 121
Glencoe. 34
Gogovale. 26
Governor. 153
Grampian. 23
Grand Manan. 48
Grantley. 129
Granville. 117
Gulf of Venice. 61
Haakon. 26
Harbinger. 139
Hero. 26
Hesperian. 23
Hispania. 6
Howth Head. 121
Inishowen Head. 121
Invermore. 34
Invertay. 17
John L. Cann. 70, 82
Kaduna. 38
Kanawha. 129

PAGE.

Karamea 17
Kastalia 124
Kumara 17
Kinburn 65
Kwarra 38
Lady of Gaspé 102
Lady Sybil 63
Lake Erie 166
Lake Michigan 126
Lakonia 124
Latour 74
Leuctra 26
Lonsdale 32
Luristan 143
Magdalen 76
Mahone 108, 111, 113
Makura 14
Malcolm Cann 74
Malin Head 121
Manchester Commerce 68
" Corporation 68
" Exchange 68
" Importer 68
" Mariner 68
" Port 68
" Shipper 68, 95
" Spinner 68, 95
" Trader 68, 95
Marama 14
Margaret 55
Margaretville 137
Marion 149
Melville 38
Memnon 29
Moana 14
Monarch 38
Monteagle 162
Montezuma 126
Montreal 126
Mount Temple 126
Nancy Lee 26
Nor 26
North 106
Northumberland 97

PAGE.

Ocamo.. 143
Oruro.. 143
Otter.. 155
Ottringham.. 26
Parthenia.. 124
Percy Cann.. 82
Polaris.. 105
Pomeranian.. 166
President.. 153
Prince Albert.. . . . . 91, 115
Prince John.. 91
Prince Rupert.. 115
Princess Beatrice.. 155
Princess Charlotte.. 155
Princess Ena.. 155
Princess May.. 155
Princess Royal.. 155
Princess Victoria.. 155
Pythia.. 124
Queen.. 153
Queen Wilhelmina.. 129
Rakaia.. 17
Ramore Head.. 121
Rappahannock.. 129
Rathlin Head.. 121
Restigouche.. 102
Rhoda.. 108
Rhodesian.. 143
Richmond.. 72
Robert G. Cann.. 70
Rosalind.. 93
Ruby L.. 135
Salacia.. 124
Sardinian.. 166
Saturnia.. 124
Scotia.. 50
Scotsburn.. 57
Seal.. 52
Shenandoah.. 129
Sicilian.. 166
Snestad.. 26
Sobo.. 143
Sokoto.. 29
State of California.. 153

PAGE.

Strathlorne 59
Tabasco 61, 129
Tanagra 26
Teelin Head 121
Tees 155, 158
Torr Head 121
Tokomaru 17
Trongate 26
Tunisian 23
Turkestan 17
Umatilla 153
Uruguay 46
Venango 61
Vera 6
Victorian 23
Viking 145
Virginian 23
Waimate 17
Wakanui 17
Westport III 111
Weymouth 151
Whakatane 17
Whitefield 26
Wilfrid C 84
Yarmouth 115
Yola 38
Zealandia 14

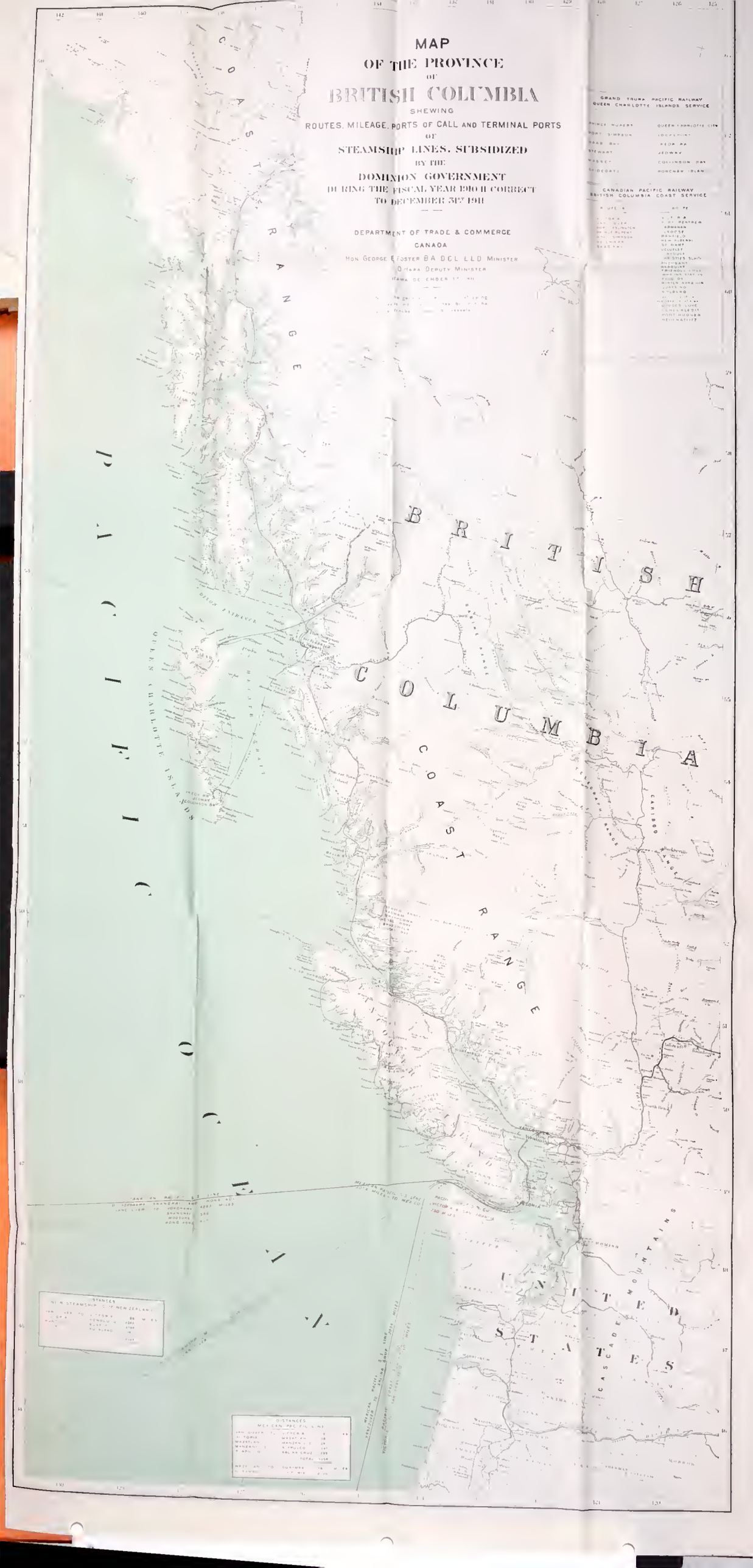
MAP
OF THE PROVINCE
OF
BRITISH COLUMBIA
SHEWING
ROUTES, MILEAGE, PORTS OF CALL AND TERMINAL PORTS
OF
STEAMSHIP LINES, SUBSIDIZED
BY THE
DOMINION GOVERNMENT
DURING THE FISCAL YEAR 1910 11 CORRECT
TO DECEMBER 31ST 1911
DEPARTMENT OF TRADE & COMMERCE
CANADA
HON. GEORGE E. FOSTER B.A. D.C.L. L.L.D. MINISTER
O. HARA DEPUTY MINISTER
GRAND TRUNK PACIFIC RAILWAY
QUEEN CHARLOTTE ISLANDS SERVICE
CANADIAN PACIFIC RAILWAY
BRITISH COLUMBIA COAST SERVICE
BRITISH
COLUMBIA
COAST RANGE
QUEEN CHARLOTTE ISLANDS
UNITED STATES
CASCADE MOUNTAINS
DISTANCES
MEXICAN PACIFIC LINE
DISTANCES
NEW ZEALAND STEAMSHIP CO. OF NEW ZEALAND

DEPARTMENT OF TRADE & COMMERCE
CANADA.
HON. GEORGE E. FOSTER B.A. D.C.L. L.L.D. MINISTER
F.C.T. O'HARA DEPUTY MINISTER
OTTAWA DECEMBER 31st 1911
MAP
OF THE PROVINCES OF
Quebec, New Brunswick, Nova Scotia,
and Prince Edward Island,
SHEWING
ROUTES, MILEAGE, PORTS OF CALL AND TERMINAL PORTS OF
STEAMSHIP LINES SUBSIDIZED BY THE DOMINION GOVERNMENT DURING THE
FISCAL YEAR 1911-12, CORRECT TO DECEMBER 31st 1911.
Note. The general direction of shipping
routes is indicated by lines, but not the
actual course followed by vessels.
ANTICOSTI I.
MAGDALEN ISLANDS
P. E. ISLAND
CHALEUR BAY
MINAS BASIN
MINAS CHANNEL
RAINY RIVER SERVICE
ONTARIO
MINNESOTA
PELEE ISLAND SERVICE
MAP OF
ROUTE, MILEAGE & OF THE
PELEE ISLAND SERVICE
SUBSIDIZED BY THE DOMINION GOVERNMENT
DURING THE FISCAL YEAR 1911-12
PELEE AND LAKE ERIE NAVIGATION CO.
MONCTON TO HILLSBORO 15 MILES
SOURIS TO MONTAGUE 6 MILES

ISLAND
ST JOHN
HALIFAX
MONCTON
SYDNEY
NEW GLASGOW
MINAS BASIN
MINAS CHANNEL
CHARLOTTETOWN
PICTOU
WINDSOR
YARMOUTH
ST STEPHEN
ST ANDREWS
ST JOHN TO LONDON 2800 MILES
HALIFAX TO LIVERPOOL 2853 MILES
ST JOHN TO LIVERPOOL 2835 MILES
ST JOHN TO LONDON 2835 MILES
HALIFAX TO LONDON 2800 MILES
ST JOHN TO DUBLIN 2350 MILES
HALIFAX TO DUBLIN 2300 MILES
CANADIAN EASTERN RY
INTERCOLONIAL RY
ALLAN LINE
FURNESS WITHY & CO
CONNELLY LINE
HEAD LINE
ULSTER STEAMSHIP CO
WINTER SERVICE
CARGO

Insert

Foldout

Here

DOMINION OF CANADA

REPORT

OF THE

DEPARTMENT OF TRADE AND COMMERCE

FOR THE

FISCAL YEAR ENDED MARCH 31

1911

PART VII

TRADE OF FOREIGN COUNTRIES

AND

TREATIES AND CONVENTIONS

PRINTED BY ORDER OF PARLIAMENT

OTTAWA
PRINTED BY C. H. PARMELEE, PRINTER TO THE KING'S MOST
EXCELLENT MAJESTY
1912

[No. 10F—1912.]

GENERAL INDEX

PART I.—Canadian Trade :—

Imports into and Exports from Canada.

(Itemized and General Statements.)

PART II.—Canadian Trade :—

1. With France.
2. With Germany.
3. With United Kingdom.
4. With United States.

PART III.—Canadian Trade :—

With Foreign Countries.

(Except France, Germany, United Kingdom and United States.)

PART IV.—Miscellaneous Information :—

1. Annuities.
2. Bounties.
3. Chinese Immigration.
4. Lumber and Staple Products.
5. Revenue and Expenditure of Department of Trade and Commerce.
6. Statistical Record of the Progress of Canada.
7. Tonnage Tables.
8. Trade Commissioner Service.

PART V.—Grain Statistics.

PART VI.—Subsidized Steamship Services.

PART VII.—Trade of Foreign Countries and Treaties and Conventions.

Note—*The above parts will not necessarily be issued in the order indicated.*

PART VII

TABLE OF CONTENTS

INTRODUCTION.

Page.

Area, Population, Imports and Exports of the Principal Countries of the World viii

British and Foreign Currencies, Weights and Measures differing from those of Canada and used in the Trade Reports of the respective Countries named, with their equivalents in Canadian Legal Standards x

Table showing Argentine Republic Pesos per 100 kilogrammes, with Canadian equivalents per 100 pounds xx

Table showing Austro-Hungarian Kronen per 100 kilogrammes, with Canadian equivalents per 100 pounds xxii

Table showing Bolivian Bolivars; Belgian, Belgian Congo, French and Swiss Francs; Servian Dinars; Roumanian Lei; Bulgarian Lews; Italian Lire; and Spanish Pesetas; per 100 kilogrammes with Canadian equivalents per 100 pounds xxiv

Table showing Brazilian Milreis per 100 kilogrammes, with Canadian equivalents per 100 pounds xxvi

Table showing Chilian Pesos, per 100 kilogrammes, with Canadian equivalents per 100 pounds xxviii

Table showing Danish and Norwegian Kroner and Swedish Kronor per 100 kilogrammes, with Canadian equivalents per 100 pounds xxx

Table showing Dutch (Holland) Gulden per 100 kilogrammes, with Canadian equivalents per 100 pounds xxxii

Table showing German Marks, per 100 kilogrammes, with Canadian equivalents per 100 pounds xxxiv

Table showing Japanese Yens and Mexican Pesos per 100 kilogrammes, with Canadian equivalents per 100 pounds xxxvi

Table showing Japanese Yens per 100 kin with Canadian equivalents per 100 pounds .....

Table showing Portuguese Milreis per 100 kilogrammes, with Canadian equivalents per 100 pounds .....

Table showing Russian Roubles per pood, with Canadian equivalents per 100 pounds .....

TRADE OF FOREIGN COUNTRIES.

Trade of Principal British and Foreign Countries during each of a period of years to date of the latest available report :—

PAGE.

ALASKA—
Imports and Exports by Countries, 1907 to 1911 2

ARGENTINE REPUBLIC—
Imports and Exports by Countries, 1906 to 1910 3
Imports by Principal Articles, 1906 to 1910 5
Exports by Principal Articles, 1906 to 1910 10

AUSTRALIAN COMMONWEALTH—
Imports and Exports by Countries, 1906 to 1910 11
Imports by Principal Articles, 1906 to 1910 14
Exports by Principal Articles, 1906 to 1910 22

AUSTRIA-HUNGARY—
Imports and Exports by Countries, 1906 to 1910 25
Imports by Principal Articles, 1906 to 1910 27
Exports by Principal Articles, 1906 to 1910 32

BAHAMAS—
Imports and Exports by Countries, 1906 to 1910 36
Imports by Principal Articles, 1906 to 1910 37
Exports by Principal Articles, 1906 to 1910 39

BARBADOS—
Imports and Exports by Countries, 1906 to 1910 40
Imports by Principal Articles, 1906 to 1910 41
Exports by Principal Articles, 1906 to 1910 43

BELGIUM—
Imports and Exports by Countries, 1906 to 1910 44
Imports by Principal Articles, 1906 to 1910 46
Exports by Principal Articles, 1906 to 1910 50

BERMUDA—
Imports and Exports by Countries, 1905 to 1909 54
Imports by Principal Articles, 1905 to 1909 55
Exports by Principal Articles, 1905 to 1909 57

BRAZIL—
Imports and Exports by Countries, 1905 to 1909 58
Imports by Principal Articles, 1905 to 1909 59
Exports by Principal Articles, 1905 to 1909 67

BRITISH EAST AFRICA PROTECTORATE—
Imports and Exports by Countries, 1907 to 1911 68
Imports by Principal Articles, 1907 to 1911 69
Exports by Principal Articles, 1907 to 1911 70

BRITISH GUIANA—
Imports and Exports by Countries, 1907 to 1911 71
Imports by Principal Articles, 1907 to 1911 72
Exports by Principal Articles, 1907 to 1911 77

BRITISH HONDURAS—
Imports and Exports by Countries, 1906 to 1910 78
Imports by Principal Articles, 1906 to 1910 79
Exports by Principal Articles, 1906 to 1910 81

BRITISH INDIA—
Imports and Exports by Countries, 1907 to 1911 82
Imports by Principal Articles, 1907 to 1911 84
Exports by Principal Articles, 1907 to 1911 90

BRITISH SOUTH AFRICA—
Imports and Exports by Countries, 1906 to 1910 93
Imports by Principal Articles, 1906 to 1910 95
Exports by Principal Articles, 1906 to 1910 99

BULGARIA—
Imports and Exports by Countries, 1906 to 1910 101
Imports by Principal Articles, 1906 to 1910 102
Exports by Principal Articles, 1906 to 1910 103

CEYLON—
PAGE.
Imports and Exports by Countries, 1906 to 1911 104
Imports by Principal Articles, 1906 to 1911 106
Exports by Principal Articles, 1906 to 1911 108

CHILE—
Imports and Exports by Countries, 1906 to 1910 109
Imports by Principal Articles, 1906 to 1910 110
Exports by Principal Articles, 1906 to 1910 111

CHINA—
Imports and Exports by Countries, 1906 to 1910 112
Imports by Principal Articles, 1906 to 1910 114
Exports by Principal Articles, 1906 to 1910 117

COLONY AND PROTECTORATE OF SOUTHERN NIGERIA—
Imports and Exports by Countries, 1996 to 1910 119
Imports by Principal Articles, 1906 to 1910 120
Exports by Principal Articles, 1906 to 1910 122

CYPRUS—
Imports and Exports by Countries, 1906 to 1910 123
Imports by Principal Articles, 1906 to 1910 124
Exports by Principal Articles, 1906 to 1910 126

DENMARK—
Imports and Exports by Countries, 1906 to 1910 127
Imports by Principal Articles, 1906 to 1910 128
Exports by Principal Articles, 1906 to 1910 130

EGYPT—
Imports and Exports by Countries, 1906 to 1910 132
Imports by Principal Articles, 1906 to 1910 133
Exports by Principal Articles, 1906 to 1910 134

FIJI—
Imports and Exports by Countries, 1906 to 1910 135
Imports by Principal Articles, 1906 to 1910 136
Exports by Principal Articles, 1906 to 1910 138

FRANCE—
Imports and Exports by Countries, 1906 to 1910 139
Imports by Principal Articles, 1906 to 1910 141
Exports by Principal Articles, 1906 to 1910 146

GERMANY—
Imports and Exports by Countries, 1906 to 1910 150
Imports by Principal Articles, 1906 to 1910 153
Exports by Principal Articles, 1906 to 1910 161

GOLD COAST—
Imports and Exports by Countries, 1906 to 1910 169
Imports by Principal Articles, 1906 to 1910 170
Exports by Principal Articles, 1906 to 1910 172

GREECE—
Imports and Exports by Countries, 1905 to 1909 173
Imports by Principal Articles, 1905 to 1909 174
Exports by Principal Articles, 1905 to 1909 176

GRENADA—
Imports and Exports by Countries, 1906 to 1910 177
Imports by Principal Articles, 1906 to 1910 178
Exports by Principal Articles, 1906 to 1910 180

HAWAII—
Imports and Exports by Countries, 1907 to 1911 181

HOLLAND—
Imports and Exports by Countries, 1906 to 1910 182
Imports by Principal Articles, 1906 to 1910 184
Exports by Principal Articles, 1906 to 1910 188

ITALY—
Imports and Exports by Countries, 1906 to 1910 192
Imports by Principal Articles, 1906 to 1910 194
Exports by Principal Articles, 1906 to 1910 200

PAGE.

JAMAICA—
Imports and Exports by Countries, 1907 to 1910 205
Imports by Principal Articles, 1907 to 1910 206
Exports by Principal Articles, 1907 to 1910 209

JAPAN—
Imports and Exports by Countries, 1906 to 1910 210
Imports by Principal Articles, 1906 to 1910 211
Exports by Principal Articles, 1906 to 1910 214

LEEWARD ISLANDS—
Imports and Exports by Countries, 1906 to 1910 216
Imports by Principal Articles, 1906 to 1910 217
Exports by Principal Articles, 1906 to 1910 219

MAURITIUS—
Imports and Exports by Countries, 1906 to 1910 220
Imports by Principal Articles, 1906 to 1910 222
Exports by Principal Articles, 1906 to 1910 224

MEXICO—
Imports and Exports by Countries, 1907 to 1911 225
Imports by Principal Articles, 1906 to 1910 226
Exports by Principal Articles, 1906 to 1910 230

NEWFOUNDLAND (including Labrador)—
Imports and Exports by Countries, 1907 to 1911 231
Imports by Principal Articles, 1907 to 1911 232
Exports by Principal Articles, 1907 to 1911 237

NEW ZEALAND—
Imports and Exports by Countries, 1906 to 1910 238
Imports by Principal Articles, 1906 to 1910 240
Exports by Principal Articles, 1906 to 1910 246

NORWAY—
Imports and Exports by Countries, 1906 to 1910 248
Imports by Principal Articles, 1906 to 1910 249
Exports by Principal Articles, 1906 to 1910 252

NYASALAND PROTECTORATE—
Imports and Exports by Countries, 1907 to 1911 254
Imports by Principal Articles, 1907 to 1911 255
Exports by Principal Articles, 1907 to 1911 255

PERU—
Imports and Exports by Countries, 1905 to 1909 256
Imports by Principal Articles, 1905 to 1909 257
Exports by Principal Articles, 1905 to 1909 259

PHILIPPINE ISLANDS—
Imports and Exports by Countries, 1907 to 1911 261
Imports by Principal Articles, 1907 to 1911 262
Exports by Principal Articles, 1907 to 1911 264

PORTO RICO—
Imports and Exports by Countries, 1907 to 1911 265

PORTUGAL—
Imports and Exports by Countries, 1905 to 1909 266
Imports by Principal Articles, 1905 to 1909 267
Exports by Principal Articles, 1905 to 1909 268

ROUMANIA—
Imports and Exports by Countries, 1905 to 1909 269
Imports by Principal Articles, 1905 to 1909 270
Exports by Principal Articles, 1905 to 1909 273

RUSSIA—
Imports and Exports by Countries, 1905 to 1909 275
Imports by Principal Articles, 1905 to 1909 276
Exports by Principal Articles, 1905 to 1909 278

ST. LUCIA—
Imports and Exports by Countries, 1906 to 1910 280
Imports by Principal Articles, 1906 to 1910 281
Exports by Principal Articles, 1906 to 1910 283

SESSIONAL PAPER No. 10f

St. Vincent— Page.
Imports and Exports by Countries, 1907 to 1910 ... 284
Imports by Principal Articles, 1907 to 1910 ... 285
Exports by Principal Articles, 1907 to 1910 ... 287

Servia—
Imports and Exports by Countries, 1906 to 1910 ... 288
Imports by Principal Articles, 1906 to 1910 ... 289
Exports by Principal Articles, 1906 to 1910 ... 290

Sierra Leone—
Imports and Exports by Countries, 1906 to 1910 ... 291
Imports by Principal Articles, 1906 to 1910 ... 292
Exports by Principal Articles, 1906 to 1910 ... 294

Somaliland Protectorate—
Imports and Exports by Countries, 1907 to 1911 ... 295
Imports by Principal Articles, 1907 to 1911 ... 296
Exports by Principal Articles, 1907 to 1911 ... 297

Spain—
Imports and Exports by Countries, 1906 to 1910 ... 298
Imports by Principal Articles, 1906 to 1910 ... 300
Exports by Principal Articles, 1906 to 1910 ... 304

Straits Settlements—
Imports and Exports by Countries, 1906 to 1910 ... 306
Imports by Principal Articles, 1906 to 1910 ... 307
Exports by Principal Articles, 1906 to 1910 ... 309

Sweden—
Imports and Exports by Countries, 1905 to 1909 ... 311
Imports by Principal Articles, 1905 to 1909 ... 312
Exports by Principal Articles, 1905 to 1909 ... 315

Switzerland—
Imports and Exports by Countries, 1906 to 1910 ... 318
Imports by Principal Articles, 1906 to 1910 ... 320
Exports by Principal Articles, 1906 to 1910 ... 323

Trinidad—
Imports and Exports by Countries, 1907 to 1910 ... 325
Imports by Principal Articles, 1907 to 1910 ... 326
Exports by Principal Articles, 1907 to 1910 ... 329

Uganda Protectorate—
Imports and Exports by Countries, 1907 to 1911 ... 331
Imports by Principal Articles, 1907 to 1911 ... 332
Exports by Principal Articles, 1907 to 1911 ... 333

United Kingdom
Imports and Exports by Countries, 1906 to 1910 ... 334
Imports by Principal Articles, 1906 to 1910 ... 338
Exports (British Produce) by Principal Articles, 1906 to 1910 ... 348
Exports (Foreign Produce) by Principal Articles, 1906 to 1910 ... 355
Imports by Principal Articles from Canada and United States, 1901 to 1910 ... 360
Exports (British Produce) by Principal Articles to Canada and United States, 1901 to 1910 ... 368
Exports (Foreign Produce) by Principal Articles to Canada and United States, 1901 to 1910 ... 374

United States—
Imports and Exports by Countries, 1907 to 1911 ... 381
Imports by Principal Articles, 1907 to 1911 ... 384
Exports by Principal Articles, 1907 to 1911 ... 396

AREA, POPULATION, IMPORTS AND EXPORTS OF THE PRINCIPAL COUNTRIES OF THE WORLD.

NOTE.—Imports for Consumption and Exports of Domestic Produce, unless stated otherwise. Coin and Bullion excluded, unless stated otherwise.

Countries.	Area.	Population in 1910 or on latest available date.	Foreign Trade.					Trade of Canada with. Year ended Mar. 31, 1911. (From Canadian Returns.)	
			Years ended.	Imports.	Exports.	Trade with Canada			
						Imports from.	Exports to	Imports from.	Exports to
British Empire.	Sq. Miles.			$	$	$	$	$	$
United Kingdom	121,091	45,309,021	Dec. 31, '10	(a) 3,300,850,850	2,094,539,224	(a) 124,756,445	95,606,421	109,934,665	132,156,924
Australasia—Australia	2,974,581	4,449,493	" 31, '10	(a) 285,569,143	332,145,103	(a) 3,160,934	478,826	511,350	3,900,212
New Zealand	104,751	1,008,407	" 31, '10	(a) 81,508,018	96,731,243	(a) 1,272,157	775,182	907,104	999,277
Bermuda	19	21,784	" 31, '09	2,090,467	431,286	408,240	10,570	8,974	467,596
British Africa :									
British East Africa Protectorate	185,000	2,402,863	Mar. 31, '11	4,868,350	4,686,167	.....	.....		
British South Africa	912,759	7,729,370	Dec. 31, '10	184,516,936	265,278,448	3,152,383	28,767		
Colony & Protectorate of Southern Nigeria (a) (b) (c)	77,260	6,762,625	" 31, '10	28,505,696	25,813,705	.....	.....		
Gambia (a) (b) (c)	3,619	160,807	" 31, '10	2,817,717	2,605,842	.....	.....		
Gold Coast	119,260	1,696,965	" 31, '10	13,185,148	12,691,347	.....	.....		
Mauritius	835	368,510	" 31, '10	11,343,751	11,714,206	91	.....	704,860	2,329,260
Nyasaland Protectorate (a) (b) (c). (Br. Cen. A. Protectorate).	39,801	970,430	Mar. 31, '11	1,123,227	922,370	58	.....		
Sierra Leone	32,110	1,313,440	Dec. 31, '10	4,731,325	4,709,108	.....	.....		
Somaliland Protectorate (a) (b) (c)	68,000	302,859	Mar. 31, '11	1,300,291	1,203,687	.....	.....		
Uganda Protectorate (a) (b) (c)	223,500	3,503,564	" 31, '11	2,672,545	1,656,253	.....	.....		
British East Indies :									
British India	1,773,088	315,132,537	" 31, '11	419,106,960	666,879,480	1,422	2,713,448		
Ceylon	25,332	1,109,054	June 30, '11	50,758,812	53,846,856	24	1,096,977	4,370,445	132,178
Straits Settlements	1,630	714,069	Dec. 31, '10	196,408,720	174,546,400	15,044	209,212		
British Guiana	90,500	303,197	Mar. 31, '11	7,612,915	7,814,908	689,178	2,763,853	3,392,116	614,070
British Honduras	8,598	45,054	Dec. 31, '10	2,783,048	1,012,086	5,991	.....	89	9,673
British West Indies :—									
Bahamas	4,404	55,944	" 31, '10	1,601,187	916,325	61,943	7,962		
Barbados	166	171,892	" 31, '10	6,541,847	3,811,208	739,660	2,355,991		
Grenada	133	75,274	" 31, '10	1,314,486	1,404,914	110,585	.....		
Jamaica (a) (b) (c)	4,207	831,383	" 31, '10	12,726,060	12,498,680	1,011,707	1,059,084		
Leeward Islands (a) (b) (c)	701	127,189	" 31, '09	2,274,645	1,818,644	179,994	861,375	6,867,295	3,991,490
St. Lucia	233	56,588	" 31, '10	1,335,441	566,022	72,017	55,771		
St. Vincent (a) (b) (c)	150	41,877	" 31, '10	475,653	492,408	94,014	23,550		

Trinidad and Tobago	1,868	360,045	Dec. 31, '10	12,052,598	11,331,435	655,097	1,713,753			
Turks and Caicos Islands	169	5,615	" 31, '09	122,941	87,060	16,770	5,328			
Canada	3,729,665	7,204,527	Mar. 31, '11	451,745,108	274,316,553					
Cyprus	3,584	273,857	Dec. 31, '10	2,401,578	2,490,959					
Fiji	7,740	139,511	" 31, '10	4,029,741	4,894,981	104,468	349,650	355,234	115,388	
Newfoundland and Labrador	162,734	241,607	June 30, '11	13,277,466	11,841,300	4,501,276	1,698,159	1,817,485	3,714,332	
Foreign Countries.										
Argentine Republic	1,117,059	6,060,823	Dec. 31, '10	339,458,683	359,584,090	2,487,293		2,304,932	3,021,537	
Austria-Hungary	241,197	49,408,576	" 31, '10	579,128,956	490,977,018	119,017	609,702	1,319,129	152,463	
Belgium	11,370	7,382,572	" 31, '10	784,567,967	642,938,777	3,201,870	2,256,749	3,614,354	1,908,317	
Brazil (a) (b) (c)	3,290,564	20,515,000	" 31, '09	180,249,888	309,275,694	955,936	10,741	925,331	1,032,829	
Bulgaria	37,189	4,329,108	" 31, '10	34,229,901	24,907,036					
Central America: Costa Rica	22,994	380,000	" 31, '10	7,897,560	8,374,185			26,833	72,587	
Central America: Guatemala	46,774	1,992,000	" 31, '09	5,251,000	10,079,000			59,011	16,845	
Central America: Honduras	46,250	745,000	June 30, '10	1,659,000	2,473,000				3,277	
Central America: Nicaragua	49,200	600,000	Dec. 31, '09	3,500,000	3,600,000				7,343	
Central America: San Salvador	7,225	1,707,000	" 31, '09	4,177,000	6,361,000			19,169	2,391	
Chile (c)	291,469	3,353,000	" 31, '10	108,582,390	115,782,715			118,967	232,502	
China	3,924,837	438,214,000	" 31, '10	305,556,900	251,349,780	764,085	1,036,910	683,092	525,477	
Colombia, United States of	504,773	4,320,000	" 31, '10	17,026,000	17,625,000			110,293	36,945	
Cuba	44,000	2,049,000	June 30, '10	103,446,000	144,039,000	1,738,000	1,097,000	1,281,637	1,761,882	
Denmark	15,052	2,737,000	Dec. 31, '10	154,680,488	130,080,232			88,807	443,035	
Dutch East Indies	736,400	38,938,000	" 31, '09	107,336,814	182,804,274			1,464,319	2,551	
Egypt, proper	12,973	11,626,000	" 31, '10	146,351,820	142,983,360			33,066	14,044	
France	207,075	39,339,000	" 31, '10	1,384,446,900	1,203,123,400	2,274,119	4,830,211	11,563,677	2,535,304	
Germany	208,740	64,903,423	" 31, '10	2,126,315,800	1,778,978,600	2,522,800	8,710,800	10,047,340	2,028,649	
Greece	25,014	2,666,000	" 31, '09	26,546,957	19,625,591			456,367	4,921	
Italy	110,659	34,756,000	" 31, '10	626,473,368	401,435,561	1,892,173	303,782	962,148	374,470	
Japan	147,476	50,939,000	" 31, '10	230,814,534	226,635,816	407,141	2,021,954	2,422,346	616,230	
Mexico (a) (b) (c)	767,060	15,000,000	June 30, '11	102,566,328	146,288,496	383,322	914,190	495,219	1,267,568	
Netherlands (Holland)	12,768	5,945,000	Dec. 31, '10	1,299,940,968	1,053,575,268	1,890,764	517,003	1,820,578	1,008,049	
Norway (a) (b)	124,090	2,391,782	" 31, '10	115,033,372	83,007,640	156,619	230,185	427,859	412,915	
Peru (c)	695,743	4,560,000	" 31, '10	20,921,799	31,599,266			67,639	34,466	
Portugal	34,254	5,375,000	" 31, '09	69,943,000	33,448,000			186,380	88,088	
Roumania	50,702	6,866,000	" 31, '09	71,081,000	89,756,001			2,510	140,145	
Russia	8,379,044	160,748,000	" 31, '09	466,763,040	735,252,625			264,048	1,176,571	
Servia	18,645	2,848,000	" 31, '09	14,192,255	17,945,526				2,455	
Spain (a) (b) (c)	194,744	19,588,688	" 31, '10	213,158,464	207,532,128	(d) 905,556	(d) 406,651	1,154,747	27,580	
Sweden (a) (b) (c)	172,875	5,521,943	" 31, '09	165,304,008	126,758,640	68,551	160,269	278,715	108,623	
Switzerland	15,417	3,741,971	" 31, '10	323,186,992	229,915,496	1,613,287	4,217,629	3,102,910	17,515	
United States	3,026,789	92,027,874	June 30, '11	(a) 1,444,411,581	1,916,814,022	(a) 99,675,268	255,286,075	274,844,858	104,115,823	
Alaska	590,884	64,356	" 30, '11	(a) 16,911,901	14,940,032	(a) 545,940	1,057,004	110,293	439,064	
Hawaii	6,449	191,909	" 30, '11	(a) 27,115,626	41,905,819	(a) 132,829	28,656	25,599	142,677	
Philippines	115,026	8,189,760	" 30, '11	(a) 49,833,722	39,778,629	(a) 43,934	68,579	37,004	58,305	
Porto Rico	3,435	1,118,012	" 30, '11	(a) 38,786,997	39,889,152	(a) 609,381	40	204	504,005	
Uruguay	72,153	1,095,000	Dec. 31, '10	41,563,000	42,083,000			6,300	77,010	
Venezuela	599,358	2,664,000	June 30, '11	15,474,547	18,705,560			90,839	32,995	

(a) General imports or total imports. (b) General exports or total exports. (c) Includes coin and bullion. (d) Trade with British Possessions in America.

COINAGE, WEIGHTS AND MEASURES.

To assist in arriving at a comprehensive understanding of the value of foreign currencies, weights and measures (as expressed in foreign trade returns, tariffs, &c.,) as compared with those of Canada, tables have been prepared as follows:—

As regards those of Canada, the law provides that the denominations of money in the currency of Canada shall be dollars, cents and mills, the cent being the one hundredth part of a dollar, and the mill one-tenth part of a cent.

That —The currency of Canada shall be such that the British sovereign (the pound sterling) of legal weight and fineness, shall be equal to four dollars eighty-six cents and two-thirds of a cent.

In like manner the law provides as respects weights, that the unit shall be the standard pound (avoirdupois) of 7,000 grains, one-sixteenth part of the standard pound shall be an ounce (437½ grains) one hundred pounds a cental, and two thousand pounds a ton, and that four hundred and eighty grains shall be an ounce troy, or 5,760 grains a pound troy.

As regards measures—that the unit or standard measure of capacity, as well for liquids as for dry measures, shall be the gallon containing ten standard pounds weight of distilled water weighed with the water and air at a temperature of sixty-two degrees Fahrenheit, with the barometer at thirty inches, that the quart shall be one-fourth part of the gallon, and the pint one-eight part of the gallon, and that eight gallons shall be a bushel.

This gallon commonly known as the 'Imperial gallon,' contains 277·274 cubic inches, or 353·036 cylindrical inches.

The standard measure of length is the yard, one-third part of which it is provided shall be a foot, and the twelfth part of such foot shall be an inch.

In many countries the Metric system of weights and measures has been adopted. A separate table of Canadian equivalents of these is given in order to avoid repetition, the word 'Metric' being used in the general table in each case where the system is in vogue, as indicating a reference to that table.

The equivalent value of the monetary unit can only be given as respects those countries having a gold standard. Where silver is the standard, the value of the currency necessarily fluctuates correspondingly to the market value of silver bullion, and were any attempt made to quote the value of such currency it would, under present circumstances, be misleading, therefore, the weight in decimal parts of an ounce with the fineness of the coin is given instead, which will enable any one to approximate the value of the currency according to the current value of fine bar silver. As an example, say fine bar silver at 75 cents an ounce, the Bolivian dollar weighs ·801 of an ounce, its fineness is ·900, therefore 75 × ·801 = 60·075 which × ·900 = 54·0675, or a small fraction over 54 cents, and the actual intrinsic value of the pure silver contained in the coin, to which should be added a reasonable allowance to cover the value of the alloy, the cost of the coinage, and in some instances exchange, the aggregate of which would be approximately the current value in Canadian currency of the dollar in question.

Unless carefully noted, the quotations as usually given of the current value per ounce of silver may be misconstrued and lead to misapprehensions, as it is sometimes quoted per ounce *fine*, and sometimes per ounce *standard;* thus for instance on a certain day the London quotation reads 'fine silver per ounce standard 32d.,' while on the same day it is quoted in New York '69½ cents per ounce fine;' as 32d. is equal to a fraction over 64⅞ cents, there would appear a difference of about 4⅝ cents per ounce between the two prices, the New York price appearing that much in excess of the other, were it not noticed that one is based upon *standard* fineness and the other upon absolute fineness, but by reducing the New York 'fine' to London 'standard' (of ·925 fine, or 444 grains fine to the ounce) the actual difference between the two quotations is found to be only about ⅝ of one cent per ounce, the London price being that much in excess of the New York.

To reduce the value of *standard* or sterling silver when expressed in pence to *fine* expressed in cents, multiply the pence and decimal parts thereof by 2·192.

To find the *standard* or sterling value expressed in pence and decimal parts thereof when *fine* is expressed in cents multiply the cents by 0·4562.

METRIC WEIGHTS.

Denominations.	Grammes.	Equivalents. In pounds and decimal parts thereof, avoirdupois.	Equivalents. In grains, troy.	Remarks.
Gramme	1	·0022046223	15·4323564	The gramme is the actual unit, and is the weight of one cubic centimetre of distilled water.
Decagramme	10	·022046223		
Hectogramme	100	·22046223		
Kilogramme	1000	2·2046223		
Myriagramme	10000	22·046223		
Quintal or centier	100000	220·46223		
Millier (Ton Metric)	1000000	2204·6223	.....	Sometimes called the metric ton.
Decigramme	$\frac{1}{10}$	.....	1·54323564	
Centigramme	$\frac{1}{100}$	.....	·154323564	
Milligramme	$\frac{1}{1000}$	.....	·0154323564	

1 pound = ·45359243 kilo. 1 English ton (2,240 lbs.) = 1016·047043 kilos.
1 Canadian ton (2,000 lbs.) = 907·18486 kilos.

METRIC MEASURES OF CAPACITY.

Denominations.	Litres.	Equivalents. Cubic centimetres.	Equivalents. In pints.	Equivalents. In quarts.	Equivalents. In gallons.	Equivalents. In bushels.
Litre	1	1,000	1·7598	·8799		
Decalitre	10	10,000	17·598	8·799	2·1999	
Hectolitre	100	100,000	.....	87·99	21·9999	2·74969
Kilolitre	1000	1,000,000	.....	.....	219·9999	
Decilitre	$\frac{1}{10}$	100	·17598			
Centilitre	$\frac{1}{100}$	10	·017598			

1 quart = 1·13649 litres. 1 gallon = 4·5459631 litres. 1 bushel = 36·37 litres.
1 cubic metre = 35·3148 cubic feet. 1 cubic foot = ·028317 cubic metre.
1 " " = 1·307954 cubic yards. 1 " yard = 0·764553 " "

METRIC MEASURES OF LENGTH.

Denominations.	Metres	Canadian Equivalents. Inches	Canadian Equivalents. Feet.	Canadian Equivalents. Yards.	Canadian Equivalents. Miles.
Metre	1	39·370113	3·280843	1·0936143	
Decametre	10	.....	32·80843	10·936143	
Hectometre	100	.....	328·0843	109·36143	
Kilometre	1000	.....	3280·843	1093·6143	·62137
Decimetre	$\frac{1}{10}$	3·937011	·3280843	·10936143	
Centimetre	$\frac{1}{100}$	·3937011	·03280843	·010936143	
Millimetre	$\frac{1}{1000}$	03937011	·003280843	·0010936143	

1 inch = 2·54 centimetres. 1 foot = ·3048 of a metre. 1 yard = ·914399 metre.
1 mile = 1·6093426 kilometres. 1 geographical mile or knot = 2027 yards = 1·152 miles = 1·85 kilometres.

British and Foreign Currencies, Weights and Measures, differing from those of Canada and used in the Tariffs and Trade Reports of the respective Countries named, with their Equivalents expressed in Canadian Legal Standards. (Corrected to January 1, 1912.)

BRITISH EMPIRE.

Country.	Standard.	Monetary Unit.	Equivalent Value in Canadian Currency.	Weights.	Canadian Equivalent.	Measure of Capacity.	Canadian Equivalent.	Measure of Length.	Canadian Equivalent.
United Kingdom	Gold	Pound or sovereign.	$4.86⅔	Pound	Lb.	Usually same as Canadian.		Same as Canadian.	
				Cwt	112 lbs.				
				Ton	2,240 "	Quarter	8 bushels		
British Possessions, viz:—									
Antigua	"	Pound	4.86⅔	"	2,240 "	Same as Canadian.		"	
Australian Commonwealth	"	"	4.86⅔	Cental	100 lbs.	"		"	
				Cwt	112 "				
				Ton	2,240 "				
Bahamas	"	"	4.86⅔	"	2,240 "	"		"	
Barbados	"	"	4.86⅔	"	2,240 "	"		"	
Bermuda	"	"	4.86⅔	"	2,240 "	"		"	
British Guiana	"	"	4.86⅔	"	2,240 "	"		"	
" Honduras	"	Dollar	1.00	Same as Canadian		"		"	
				Cwt	112 "	"		"	
" N. Guinea	"	Pound	4.86⅔	Ton	2,240 "	"			
" N. Borneo	Silver	Dollar	56·8 cents	Picul	133·33 lbs.	"			
				Catty	1.33 "	"			
Cape of Good Hope and Orange Free State	Gold	Pound	$4.86⅔			"			
Ceylon	"	Rupee of 100c	32·4 cents	Cwt	112 lbs.	"			
				Ton	2,240 "				
Cyprus	"	Pound	$4.86⅔	Oke	2·8 "	"			
		9 piastres, 360 paras =	1 schilling			Kilé	8 gallons.		
Dominica	"	Pound	$4.86⅔						
Falkland Island	"	"	4.86⅔			Same as Canadian.			
Fiji	"	"	4.86⅔	Cwt	112 lbs.	"			
				Ton	2,240 "				

Gambia	Gold	Pound	$4.86⅔	Ton	2,240 lbs	Same as Canadian.		
Gibraltar	"	Peseta	19·3 cents					
Gold Coast	"	Pound	$4.86⅔			Old wine gallon	·833 of gall or ⅚ "	
Grenada	"	"	4.86⅔					
Hong Kong	Silver	Dollar	W. ·8701 F. ·903					
India	Gold	Rupee of 16 annas.	32·4 cents.	Khandi	500 lbs	Same as Canadian.		
				Maund	82⅔ "			
			1 Tola=180 grains	40 sirs=1 maund. 16 chitticks=1 sir.				
Jamaica	"	Pound	$4.86⅔					
Labuan	Silver	Dollar	56·8 cents	Cwt	112 lbs	"		
				Ton	2,240 "			
Lagos	Gold	Pound	$4·86⅔	Cwt	112 "	Old wine gallon	·833 of a gall.	
				Ton	2,240 "			
Malta	"	"	4.86⅔	Cantar	175 "	Caffiso	4·5gallons.	
						Salma	8 bushels.	
Mauritius	"	Rupee of 100 cts	32·4 cents.	Metric		Metric		Metric.
Montserrat	"	Pound	$4.86⅔					
Natal	"	"	4.86⅔	Cwt	112 lbs	Same as Canadian.		
				Ton	2,240 "			
Newfoundland	"	Dollar	1·01388			"		
New Zealand	"	"	4.86⅔	Ton	2,240 lbs	"		
Niger Protectorate	"	"	4.86⅔					
St. Helena	"	"	4.86⅔					
St. Kitts, Nevis	"	"	4.86⅔					
St. Lucia	"	"	4.86⅔					
St. Vincent	"	"	4.86⅔					
Sarawak	Silver	Dollar	56·8 cents.	Picul	133·33 lbs.			
				Coyan	5,233 lbs.			
Sierra Leone	Gold	Pound	$4.86⅔	Cwt	112 "			
				Ton	2,240 "			
Straits Settlements	Silver	Dollar	56.8 cents.					
Trinidad and Tobago	"	"	$4.86⅔					
Turks Island and Caicos	"	"	4.86⅔					
Virgin Island	"	"	4.86⅔					

British and Foreign Currencies, Weights and Measures, differing from those of Canada and used in the Tariffs, &c.—*Continued.*

FOREIGN COUNTRIES.

Country.	Standard.	Monetary Unit.	Equivalent Value in Canadian Currency.	Weight.	Canadian Equivalent.	Measure of Capacity.	Canadian Equivalent.	Measure of Length.	Canadian Equivalent.
Argentine Republic.	Gold....	Peso	96·5 cents.....	Metric	.....	Metric	.....	Metric.	
				*Libra.....	1·0127 lbs..	Frasco.....	2·0913 qts.	Vara (3 pies).....	34·1208 in.
				Arroba = 25 libras =	25·3175 "				
Austria-Hungary ...	" ...	Crown..	20·3 "	Metric	.....	Metric	.....	Metric.	
Belgium.....	" ...	Franc..... ..	19·3 "	"	.....	"	.....	"	
Belgian Congo	" ...	Franc.....	19·3 "	"	.....	"	.....	"	
Bolivia.	" ...	Boliviano	38·9 "	"	.....	"	.....	"	
Brazil.	" ...	Milreis.	54·61 "	"	.....	"	.....	"	
Bulgaria.....	" ...	Lew	19·3 "	"	.....	"	.....	"	
Central American States—									
Colombia.....	" ...	Dollar.....	$1.00	*Libra.....	1·043 lbs....	"	.....	"	
						Cantara = 4 cuartil.	3·5525 galls	Vara.	38·874 in.
						Fanega = 4 cuartil..	1·31208 bu.		
Costa Rica.. ...	" ...	Colon	46 5 cents	"	.....	Metric	.....	Metric.	
Guatamala.....	Silver ..	Peso	39·1 "	"	.....	"	.....	"	
Honduras	" ...	"	39·1 "	"	.....	"	.....	"	
Nicaragua.	" ...	"	39·1 "	"	.....	"	.....	"	
Salvador.....	" ...	"	39·1 "	"	.....	"	.....	"	
Chile.....	Gold....	"	36·5 "	Libra.....	1·043 lbs....	Quartillo	1·353 qts..	Vara.	33·367 in.
						Fanega.....	2·1458 bu.		
			W. F.						
China	Silver ..	Shanghai Tael	1·20775 ·885	Tael	·083 lbs..	Same as Canadian.	.....	10 fun = 1 tsun =	1·41 Eng. in.
				Catty	1·33 "			10 tsun = 1 chek =	14·1 "
		‡Haikwan tael	1·20775 1·000	Picul.....	133 33 "			10 chek = 1 ch'eung =	141 E. in., or nearly 4 yds.
				Ton.	2,240 "				
Cuba.....	" ...	Peso..	92·6 cents..	Libra = 16 onzas.	1·061 lbs...	Arroba = 32 quartl.	3·552 galls	Vara (3 pies)	33·384 in.
				Arroba. = 24 libras...	25·4024 lbs..	Fanega = 12 almud.	1·332 bush.		
Denmark.....	" ...	Crown.... ...	26·8 "	Pund	1·102 lbs...	Pot	·2126 galls	Ell.	2·06 ft.
						Tonder.	3·8 Imp bus. (corn.) 4·6775 bus. (coal.)		
						Viertel.....	1·7 galls..	Foot	1 03 ft.
Ecuador.....	" ...	Sucre.....	48·7 "	Metric	.....	Metric	.....	Metric.	

Egypt	Gold	Pound of 100 piastres	$4 94 3/10	Metric *oke Kantar = 36 okes	2·75 lbs. 99 "	Metric		Metric.	
Finland	"	Mark of 100 penni.	19·3 cents	Pound	0·937 "	Can	·576 gall.	Ell	·649 yds.
France	"	Franc	19·3 "	Metric		Metric		Metric	
German Empire	"	Mark	23·8 "	"		"		"	
Greece	"	Drachma	19·3 "	"		"		"	
Hayti	"	Gourde	96·5 "	Libra Arroba Quintal	1 lb. 27·5375 lbs. 100·06875 "				
Italy	"	Lira	19·3 "	Metric		Metric		"	
Japan	"	Yen	19·8 "	1 kwam-me = 1,000 momme. 1 hiyaku-me = 100 momme. 1 momme = 10 fun Catty Picul Ton	 0·0082817 lbs avoirdupois. 1·333 lbs. 133·3 " 2,240 "	Same as Canadian.		10 bu = 1 sun = 10 sun = 1 shaku = 10 shaku = 1 jo. =	1·193 in. 11·93 in. 119·3 in.
Java	Silver	Dollar of 2½ guilders.	W. F. .9027 ·868	Catty §Picul	1·35 " 135 "				
Liberia	Gold	Dollar	$1.00	Same as Canadian		1 gallon	·833 Imp. gall.	Same as Canadian.	
Mexico	"	Peso	49·8 cents	Metric *Libra Arroba = 25 libras	 1·0142 lbs. 25·3645 "	Metric Frasco Fanega	 2·18 qts. 1·291 bush	Metric Vara	 32·9 in.
Netherlands	"	Florin	40·2 "	Metric		Metric		Metric	
Norway	"	Crown	26·8 "	"		"		"	
Persia	Silver	Kran	7·2 "	*Skaepund	·937 lbs.	Kann	·5763 galls	Fot	·974 ft.
Peru	Gold	Sol	48·7 "	Libra	1·0143 lbs.				
Philippine Islands	"	Peso	50·0 "	Metric		Metric		Metric.	
Porto Rico	"	"	92·6 "	Libra = 16 onzas Arroba = 25 libras	1·0161 lbs. 25·402 "	Arroba = 32 quartillos Fanega = 12 almudes	3·552 galls 1·332 bush	Vara (3 pies)	33·384 in.
Portugal	"	Milreis	108 "	Metric		Metric		Metric.	
Roumania	"	Leu	19·3 "	"		"		"	

*Old weights and measures sometimes used. ‡ The values in Chinese Imperial Customs Returns are always given in Haikwan taels, which are relatively in value equal to about 1·113 Shanghai taels. The tael is in reality not a standard of value (there is no such coin), but of weight, and when used in the sense of a value it only represents its weight in gold or silver, as the case may be, the real difficulty is to establish its exact equivalent in grains. Authorities differ greatly, as also does the practice in different sections of China. The Chinese are far from being inexact, and the probability is that there exists a standard, and a further probability that it is equal to 10 Japanese mommes, or 579·72 grains, which figures have been used in computing the value as above. It will be observed, however, that these figures fall short about 3·61 grains from the weight usual (say 1⅛ oz. per tael) in dealing with the weights other than those of gold and silver. §Usually reckoned same as Chinese Picul of 133⅓ lbs. ‡This is long measure. Cloth measure is 25% greater in length than long measure. Therefore by cloth measure 1 sun = 1·4916 in. 1 shaku = 14·916 in. and 1 jo = 149·16 in.

British and Foreign Currencies, Weights and Measures, differing from those of Canada and used in the Tariffs, &c.—*Concluded.*

FOREIGN COUNTRIES—*Concluded.*

Country.	Standard.	Monetary Unit.	Equivalent Value in Canadian Currency.	Weights.	Canadian Equivalent.	Measure of Capacity.	Canadian Equivalent.	Measure of Length.	Canadian Equivalent.
Russia	Gold	Rouble	51·5 cents	Pood = 40 funts	36 lbs. avoirdupois.	Vedro = 10 krouckhas.	2·707 Imp. galls.	Sajene = 3 arshins. Arshin = 16 vershoks. Russian inch	7 ft. 28 inches. English inch.
Servia	"	Dinar	19·3 cents	Metric		Metric		Metric	
Siam	Silver	Tical	W. ·488 F. ·880	Bat or tical Catty §Picul Coyan	·0337 lbs. 1·35 " 135 " 5,238 "				
Spain	Gold	Peseta	19·3 cents	Metric		Metric		Metric.	
Sweden	"	Crown	26·8 "	Skaepund	·937 lbs.	Kanna	·5763 galls	Fot	·974 ft.
Switzerland	"	Franc	19·3 "	Metric		Metric		Metric	
Tripoli	Silver	Mahbub of 20 piastres.	Contains 313·2 grains of pure silver, but as the weight of the coin is not attainable the usual figures cannot be given. It is worth about ·83 of the value of the Mexican silver dollar.	Oke Kantar = 40 okes	2·69 lbs.				
Tunis	"	5 piastres	W. ·511 F. ·899			Metter.	2·2 galls.		
Turkey	Gold	Piastre	4·4 cents	Metric; oke Kantar = 44 okes. Tcheky = 4 kantars.	2·8 lbs.	Metric Builik or 1,000 derhems.	0·7 galls.	Metric. Archine=8 roupe. 1 roupe=2 ghuiraghs	26·779 in.
United States of America	"	Dollar	Practically same as Canadian; actually about $\frac{1}{555}$ of 1% more; 29,199 U. S. dollars are legally of the same value as 29,200 Canadian dollars.	Usually same as Canadian; but in connection with Customs matters the ton is 2,240 pounds.		Gallon	·833 Im. galls.	Same as Canadian.	

			W.	F.						
		Dollar, silver..	·859	·900						
		Trade dollar..	·875	·900						
Uruguay	Gold ...	Peso	103·4 cents	.....	Metric *libra=	1·0143 lbs...	Metric; fanega =	6·48 bush.	Metric.	
Venezuela.....	" ...	Bolivar.....	19·3 "	.....	Metric	.....	Metric	.....	"	
					*Libra = 16 onzas =	1·0161 lbs.	Arroba = 32 quartillos.	3·552 galls	Vara (3 pies).....	33·384 in.
					Arroba = 25 libras =	25·4024 "	Fanega = 12 almudes.	1·332 bush		

§ Usually reckoned the same as the Chinese picul of 133⅓ lbs. * Old weights and measures sometimes used.

TABLE of Constant Factors, which multiplied by the current value per ounce of silver either pure or standard as the case may be, will give the value of the silver contained in the coin referred to, to which if there be added a small percentage to cover the value of the alloy and the cost of coinage, the aggregate will equal the intrinsic value in Canadian currency of the coin in question.

Country.	Monetary Unit.	Constant Factor to be Multiplied by price per ounce of	
		Pure Silver.	Standard Silver.
Bolivia	Dollar	·7209	·77935
British North Borneo	"	·7857	·84940
Ceylon	Rupee	·34375	·37162
China	Shanghai tael	1·06885	1 15552
	Haikwan tael	1·20775	1 30567
Colombia	Peso	·71949	·77782
Guatemala	"	·7227	·78129
Honduras	"	·7361	·79578
Hong Kong	Dollar	·7857	·84940
Java	"	·78354	·84707
Labuan	"	·7857	·81940
Mauritius	Rupee	·34375	·37162
Nicaragua	Peso	·7361	·79578
Persia	Kran	·13118	·14182
Philippine Islands	Peso	·75114	·81204
Sarawak	Dollar	·6857	·89940
Salvador	Peso	·8361	79578
Siam	Tical	·42944	·46425
Straits Settlements	Dollar	·7857	·84940
Tunis	5 piastres	·45939	·49663

TABLE of Sterling Pence (20 to 37 $\frac{7}{8}$) and fractions thereof, with statutory equivalents in Canadian cents and decimal parts thereof, for use in connection with the foregoing table of onstants Factors.

EXAMPLE—Silver at 27 $\frac{5}{8}$ pence per oz. standard, what is the value of the silver in the Bolivian dollar?
ANSWER—·77935 × 56·016 = 43·656, or nearly 43 $\frac{3}{4}$ cents.

Pence.	Cents.	Pence.	Cents.	Pence.	Cents.
20	40·555	24	48·666	28	56·777
20 $\frac{1}{8}$	40·809	24 $\frac{1}{8}$	48·920	28 $\frac{1}{8}$	57·030
20 $\frac{1}{4}$	41·062	24 $\frac{1}{4}$	49·173	28 $\frac{1}{4}$	57·284
20 $\frac{3}{8}$	41·315	24 $\frac{3}{8}$	49·427	28 $\frac{3}{8}$	57·537
20 $\frac{1}{2}$	41·569	24 $\frac{1}{2}$	49·680	28 $\frac{1}{2}$	57·791
20 $\frac{5}{8}$	41·822	24 $\frac{5}{8}$	49·934	28 $\frac{5}{8}$	58·044
20 $\frac{3}{4}$	42·076	24 $\frac{3}{4}$	50·187	28 $\frac{3}{4}$	58·298
20 $\frac{7}{8}$	42·329	24 $\frac{7}{8}$	50·440	28 $\frac{7}{8}$	58·551
21	42·583	25	50·694	29	58·805
21 $\frac{1}{8}$	42·836	25 $\frac{1}{8}$	50·947	29 $\frac{1}{8}$	59·058
21 $\frac{1}{4}$	43·090	25 $\frac{1}{4}$	51·201	29 $\frac{1}{4}$	59·312
21 $\frac{3}{8}$	43·343	25 $\frac{3}{8}$	51·454	29 $\frac{3}{8}$	59·565
21 $\frac{1}{2}$	43 597	25 $\frac{1}{2}$	51·708	29 $\frac{1}{2}$	59·819
21 $\frac{5}{8}$	43·850	25 $\frac{5}{8}$	51·961	29 $\frac{5}{8}$	60·072
21 $\frac{3}{4}$	44·104	25 $\frac{3}{4}$	52·215	29 $\frac{3}{4}$	60·326
21 $\frac{7}{8}$	44·357	25 $\frac{7}{8}$	52·468	29 $\frac{7}{8}$	60·579
22	44 611	26	52·722	30	60·832
22 $\frac{1}{8}$	44·864	26 $\frac{1}{8}$	52·975	30 $\frac{1}{8}$	61·085
22 $\frac{1}{4}$	45·118	26 $\frac{1}{4}$	53·229	30 $\frac{1}{4}$	61·339
22 $\frac{3}{8}$	45·371	26 $\frac{3}{8}$	53·482	30 $\frac{3}{8}$	61·592
22 $\frac{1}{2}$	45·625	26 $\frac{1}{2}$	53·736	30 $\frac{1}{2}$	61·846
22 $\frac{5}{8}$	45·878	26 $\frac{5}{8}$	53·989	30 $\frac{5}{8}$	62·099
22 $\frac{3}{4}$	46·131	26 $\frac{3}{4}$	54·243	30 $\frac{3}{4}$	62·353
22 $\frac{7}{8}$	46·385	26 $\frac{7}{8}$	54·496	30 $\frac{7}{8}$	62·606
23	46·638	27	54·75	31	62·86
23 $\frac{1}{8}$	46·892	27 $\frac{1}{8}$	55·002	31 $\frac{1}{8}$	63·113
23 $\frac{1}{4}$	47·145	27 $\frac{1}{4}$	55·256	31 $\frac{1}{4}$	63·367
23 $\frac{3}{8}$	47·399	27 $\frac{3}{8}$	55·509	31 $\frac{3}{8}$	63·620
23 $\frac{1}{2}$	47·652	27 $\frac{1}{2}$	55·763	31 $\frac{1}{2}$	63·874
23 $\frac{5}{8}$	47·906	27 $\frac{5}{8}$	56·016	31 $\frac{5}{8}$	64·127
23 $\frac{3}{4}$	48·159	27 $\frac{3}{4}$	56·27	31 $\frac{3}{4}$	64·381
23 $\frac{7}{8}$	48·413	27 $\frac{7}{8}$	56·523	31 $\frac{7}{8}$	64·634

TABLE showing Pesos per 100 Kilograms with Canadian Equivalent per 100 Kilograms and per 100 Pounds.

NOTE.—This table will apply to the following Country:—Argentine Republic.

Per 100 Kilograms.	Per 100 Kilograms.	Per 100 Pounds.	Per 100 Kilograms.	Per 100 Kilograms.	Per 100 Pounds.	Per 100 Kilograms.	Per 100 Kilograms.	Per 100 Pounds.	Per 100 Kilograms.	Per 100 Kilograms.	Per 100 Pounds.
Pesos.	$ cts.	$ cts.	Pesos.	$ cts.	$ cts.	Pesos.	$ cts.	$ cts.	Pesos.	$ cts.	$ cts.
1	0·956	0·438	56	54·04	24·54	111	107·12	48·64	166	160·19	72·72
2	1·93	0·876	57	55·01	24·97	112	108·08	49·08	167	161·16	73·15
3	2·90	1·315	58	55·97	25·41	113	109·05	49·51	168	162·12	73·59
4	3·86	1·75	59	56·94	25·85	114	110·01	49·95	169	163·09	74·03
5	4·83	2·19	60	57·90	26·30	115	110·98	50·39	170	164·05	74·47
6	5·79	2·63	61	58·87	26·74	116	111·94	50·83	171	165·02	74·91
7	6·76	3·07	62	59·83	27·18	117	112·91	51·26	172	165·98	75·34
8	7·72	3·50	63	60·80	27·61	118	113·87	51·70	173	166·95	75·78
9	8·69	3·94	64	61·76	28·05	119	114·84	52·14	174	167·91	76·22
10	9·65	4·39	65	62·73	28·49	120	115·80	52·58	175	168·88	76·66
11	10·62	4·82	66	63·69	28·93	121	116·77	53·02	176	169·84	77·09
12	11·58	5·26	67	64·66	29·36	122	117·73	53·45	177	170·81	77·53
13	12·55	5·69	68	65·62	29·80	123	118·70	53·89	178	171·77	77·97
14	13·51	6·13	69	66·59	30·24	124	119·66	54·33	179	172·74	78·41
15	14·48	6·60	70	67·55	30·68	125	120·63	54·77	180	173·70	78·85
16	15·44	7·01	71	68·52	31·12	126	121·59	55·20	181	174·67	79·28
17	16·41	7·44	72	69·48	31·56	127	122·56	55·64	182	175·63	79·72
18	17·37	7·88	73	70·45	31·99	128	123·52	56·08	183	176·60	80·16
19	18·34	8·32	74	71·41	32·43	129	124·49	56·52	184	177·56	80·60
20	19·30	8·76	75	72·38	32·87	130	125·45	56·96	185	178·53	81·03
21	20·27	9·20	76	73·34	33·31	131	126·42	57·39	186	179·49	81·47
22	21·23	9·64	77	74·31	33·74	132	127·38	57·83	187	180·46	81·91
23	22·20	10·07	78	75·27	34·18	133	128·35	58·27	188	181·42	82·35
24	23·16	10·51	79	76·24	34·62	134	129·31	58·71	189	182·39	82·79
25	24·13	10·95	80	77·20	35·06	135	130·28	59·15	190	183·35	83·22
26	25·09	11·39	81	78·17	35·50	136	131·24	59·58	191	184·32	83·66
27	26·06	11·82	82	79·13	35·94	137	132·21	60·02	192	185·28	84·10
28	27·02	12·26	83	80·10	36·37	138	133·17	60·46	193	186·25	81·54
29	27·99	12·70	84	81·06	36·81	139	134·14	60·90	194	187·21	84·98
30	28·95	13·15	85	82·03	37·25	140	135·10	61·33	195	188·18	85·41
31	29·92	13·59	86	82·99	37·69	141	136·07	61·77	196	189·14	85·85
32	30·88	14·03	87	83·96	38·12	142	137·03	62·21	197	190·11	86·29
33	31·85	14·46	88	84·92	38·56	143	138·00	62·65	198	191·07	86·73
34	32·81	14·90	89	85·89	39·00	144	138·96	63·09	199	192·04	87·16

35	33·78	15·34	90	86·85	39·44	145	139·93	63·52	200	193·00	87·60
36	34·74	15·78	91	87·82	39·88	146	140·89	63·96	205	197·83	89·79
37	35·71	16·21	92	88·78	40·32	147	141·86	64·40	210	202·65	91·98
38	36·67	16·65	93	89·75	40·75	148	142·82	64·84	215	207·48	94·17
39	37·64	17·09	94	90·71	41·19	149	143·79	65·27	220	212·30	96·36
40	38·60	17·53	95	91·68	41·63	150	144·75	65·71	225	217·13	98·55
41	39·57	17·97	96	92·64	42·07	151	145·72	66·15	250	241·25	109·50
42	40·53	18·41	97	93·61	42·50	152	146·68	66·59	275	265·38	120·45
43	41·50	18·84	98	94·57	42·94	153	147·65	67·03	300	289·50	131·40
44	42·46	19·28	99	95·54	43·38	154	148·61	67·46	400	386·00	175·14
45	43·43	19·72	100	96·50	43·82	155	149·58	67·90	500	482·50	218·92
46	44·39	20·16	101	97·47	44·26	156	150·54	68·34	600	579·00	262·70
47	45·36	20·59	102	98·43	44·69	157	151·51	68·78	700	675·50	306·48
48	46·32	21·03	103	99·40	45·13	158	152·47	69·21	800	772·00	350·27
49	47·29	21·47	104	100·36	45·57	159	153·44	69·65	900	868·50	394·05
50	48·25	21·91	105	101·33	46·01	160	154·40	70·09	1,000	965·00	437·84
51	49·22	22·35	106	102·29	46·44	161	155·37	70·53	1,500	1,447·50	656·76
52	50·18	22·79	107	103·26	46·88	162	156·33	70·97	2,000	1,930·00	875·68
53	51·15	23·22	108	104·22	47·32	163	157·30	71·40	3,000	2,895·00	1,313·50
54	52·11	23·66	109	105·19	47·76	164	158·26	71·84	4,000	3,860·00	1,751·40
55	53·08	24·10	110	106·15	48·20	165	159·23	72·28	5,000	4,825·00	2,189·20

Coinage of Undermentioned Country with Equivalent Value in Canadian Currency.

Country.	Monetary Unit.	Equivalent Value in Canadian Currency.	Weights and Measures in use.
		Cents.	
Argentine Republic.....	Peso.....	96·5	Metric.

TABLE showing Kronen per 100 Kilograms with Canadian Equivalent per 100 Kilograms and per 100 Pounds.

NOTE.—This table will apply to the following Country :—Austria-Hungary.

Per 100 Kilograms.	Per 100 Kilograms.	Per 100 Pounds.	Per 100 Kilograms.	Per 100 Kilograms.	Per 100 Pounds.	Per 100 Kilograms.	Per 100 Kilograms.	Per 100 Pounds.	Per 100 Kilograms.	Per 100 Kilograms.	Per 100 Pounds.
Kronen.	$ cts.	$ cts.	Kronen.	$ cts.	$ cts.	Kronen.	$ cts.	$ cts.	Kronen.	$ cts.	$ cts.
1	0·203	0·092	56	11·37	5·16	111	22·53	10·22	166	33·70	15·29
2	0·41	0·186	57	11·57	5·25	112	22·74	10·32	167	33·90	15·38
3	0·61	0·276	58	11·77	5·31	113	22·94	10·41	168	34·10	15·47
4	0·81	0·369	59	11·98	5·43	114	23·14	10·50	169	34·31	15·57
5	1·02	0·462	60	12·18	5·52	115	23·35	10·59	170	34·51	15·66
6	1·22	0·554	61	12·38	5·62	116	23·55	10·69	171	34·71	15·75
7	1·42	0·64	62	12·59	5·71	117	23·75	10·78	172	34·92	15·84
8	1·62	0·74	63	12·79	5·80	118	23·95	10·87	173	35·12	15·93
9	1·83	0·83	64	12·99	5·89	119	24·16	10·96	174	35·32	16·03
10	2·03	0·921	65	13·20	5·99	120	24·36	11·05	175	35·53	16·12
11	2·23	1·01	66	13·40	6·08	121	24·56	11·14	176	35·73	16·21
12	2·44	1·11	67	13·60	6·17	122	24·77	11·24	177	35·93	16·30
13	2·64	1·20	68	13·80	6·26	123	24·97	11·33	178	36·13	16·39
14	2·84	1·29	69	14·01	6·35	124	25·17	11·42	179	36·34	16·49
15	3·05	1·38	70	14·21	6·45	125	25·38	11·51	180	36·54	16·58
16	3·25	1·47	71	14·41	6·54	126	25·58	11·61	181	36·74	16·67
17	3·45	1·57	72	14·62	6·63	127	25·78	11·70	182	36·95	16·76
18	3·65	1·66	73	14·82	6·72	128	25·98	11·79	183	37·15	16·86
19	3·86	1·75	74	15·02	6·81	129	26·19	11·88	184	37·35	16·95
20	4·06	1·84	75	15·23	6·91	130	26·39	11·97	185	37·56	17·04
21	4·26	1·93	76	15·43	7·00	131	26·59	12·06	186	37·76	17·13
22	4·47	2·03	77	15·63	7·09	132	26·80	12·16	187	37·96	17·22
23	4·67	2·12	78	15·83	7·18	133	27·00	12·25	188	38·16	17·31
24	4·87	2·21	79	16·04	7·28	134	27·20	12·34	189	38·37	17·41
25	5·08	2·30	80	16·24	7·37	135	27·41	12·44	190	38·57	17·50
26	5·28	2·39	81	16·44	7·46	136	27·61	12·53	191	38·77	17·59
27	5·48	2·48	82	16·65	7·55	137	27·81	12·62	192	38·98	17·69
28	5·68	2·58	83	16·85	7·64	138	28·01	12·71	193	39·18	17·78
29	5·89	2·67	84	17·05	7·73	139	28·22	12·81	194	39·38	17·87
30	6·09	2·76	85	17·26	7·83	140	28·42	12·90	195	39·59	17·96
31	6·29	2·85	86	17·46	7·92	141	28·62	12·99	196	39·79	18·05
32	6·50	2·95	87	17·66	8·01	142	28·83	13·08	197	39·99	18·14
33	6·70	3·04	88	17·86	8·10	143	29·03	13·17	198	40·19	18·24
34	6·90	3·13	89	18·07	8·19	144	29·23	13·26	199	40·40	18·33

35	7·11	3·22	90	18·27	8·29	145	29·44	13·35	200	40·60	18·82
36	7·31	3·31	91	18·47	8·38	146	29·64	13·45	205	41·62	18·88
37	7·51	3·40	92	18·68	8·47	147	29·84	13·54	210	42·63	19·34
38	7·71	3·49	93	18·88	8·56	148	30·04	13·63	215	43·65	19·80
39	7·91	3·58	94	19·08	8·66	149	30·25	13·73	220	44·66	20·26
40	8·12	3·69	95	19·29	8·75	150	30·45	13·82	225	45·68	20·73
41	8·32	3·78	96	19·49	8·84	151	30·65	13·91	250	50·75	23·03
42	8·53	3·87	97	19·69	8·93	152	30·86	14·00	275	55·83	25·33
43	8·73	3·96	98	19·89	9·02	153	31·06	14·09	300	60·90	27·63
44	8·93	4·05	99	20·10	9·12	154	31·26	14·18	400	81·20	36·84
45	9·14	4·15	100	20·30	9·21	155	31·47	14·28	500	101·50	46·05
46	9·34	4·24	101	20·50	9·30	156	31·67	14·37	600	121·80	55·26
47	9·54	4·33	102	20·71	9·40	157	31·87	14·46	700	142·10	64·47
48	9·74	4·42	103	20·91	9·49	158	32·07	14·55	800	162·40	73·68
49	9·95	4·51	104	21·11	9·58	159	32·28	14·65	900	182·70	82·89
50	10·15	4·60	105	21·32	9·67	160	32·48	14·74	1,000	203·00	92·11
51	10·35	4·69	106	21·52	9·76	161	32·68	14·83	1,500	304·50	138·16
52	10·56	4·79	107	21·72	9·85	162	32·89	14·92	2,000	406·00	184·22
53	10·76	4·88	108	21·92	9·95	163	33·09	15·01	3,000	609·00	276·32
54	10·96	4·97	109	22·13	10·04	164	33·29	15·10	4,000	812·00	368·42
55	11·17	5·07	110	22·33	10·13	165	33·50	15·20	5,000	1,015·00	460·53

Coinage of Undermentioned Countries with Equivalent Value in Canadian Currency.

Countries.	Monetary Unit.	Equivalent Value in Canadian Currency.	Weights and Measures in use.
		Cents.	
Austria	Krone	20·3	Metric.
Hungary	Krona	20·3	Metric.

TABLE showing Francs per 100 Kilograms with Canadian Equivalent per 100 Kilograms and per 100 Pounds.

NOTE.—This table will apply to the following Countries:—Belgium, Belgian Congo, Bulgaria, France, Italy, Roumania, Servia, Spain, Switzerland and Venezuela.

Per 100 Kilograms.	Per 100 Kilograms.	Per 100 Pounds.	Per 100 Kilograms.	Per 100 Kilograms.	Per 100 Pounds.	Per 100 Kilograms.	Per 100 Kilograms.	Per 100 Pounds.	Per 100 Kilograms.	Per 100 Kilograms.	Per 100 Pounds.
Francs.	$ cts	$ cts.	Francs.	$ cts.	$ cts.	Francs.	$ cts.	$ cts.	Francs.	$ cts.	$ cts.
1	0·193	0 088	56	10·81	4·91	111	21·42	9·73	166	32 04	14.56
2	0·39	0·175	57	11·00	5·00	112	21·62	9·82	167	32·23	14.65
3	0·58	0 263	58	11·19	5·09	113	21·81	9·91	168	32·32	14.73
4	0·77	0·35	59	11·39	5 18	114	22 00	10·00	169	32 62	14 82
5	0·97	0·44	60	11·58	5·26	115	22·20	10 09	170	32·81	14.91
6	1·16	0·527	61	11·77	5·35	116	22·39	10·17	171	33·00	15.00
7	1·35	0 614	62	11·97	5·44	117	22·58	10·26	172	33·20	15.09
8	1·54	0·70	63	12·16	5·53	118	22 77	10·35	173	33·39	15.17
9	1·74	0·79	64	12·35	5·61	119	22·97	10 44	174	33·58	15.26
10	1·93	0·877	65	12·55	5·70	120	23·16	10·52	175	33·78	15.35
11	2·12	0·965	66	12·74	5·79	121	23·35	10·61	176	33·96	15.44
12	2·32	1·05	67	12·93	5·88	122	23·55	10·70	177	34 16	15.52
13	2·51	1·14	68	13·12	5·96	123	23·74	10 79	178	34·35	15.61
14	2·70	1 23	69	13·32	6·05	124	23·93	10·88	179	34·55	15.70
15	2·90	1·32	70	13·51	6·14	125	24 13	10·97	180	34·74	15.79
16	3·09	1·40	71	13·70	6·23	126	24 32	11 05	181	34·93	15·87
17	3·28	1·49	72	13·90	6·32	127	24·51	11·14	182	35·13	15·96
18	3·47	1·58	73	14 09	6·40	128	24·70	11·22	183	35·32	16 05
19	3·67	1·67	74	14·28	6·49	129	24·90	11·31	184	35·51	16·14
20	3·86	1·75	75	14·48	6·58	130	25 09	11·40	185	35·71	16 23
21	4·05	1·84	76	14·67	6 67	131	25·28	11·49	186	35·90	16·32
22	4·25	1·93	77	14·86	6 75	132	25 48	11 58	187	36·09	16·40
23	4·44	2 02	78	15·05	6 84	133	25·67	11·67	188	36·28	16·49
24	4·63	2·11	79	15·25	6 93	134	25·86	11·75	189	36 48	16·58
25	4·83	2·20	80	15·44	7 02	135	26 06	11·84	190	36·67	16·67
26	5·02	2·28	81	15·63	7·10	136	26·25	11 93	191	36·86	16 75
27	5·21	2·37	82	15·83	7 19	137	26·44	12·02	192	37·06	16·84
28	5·40	2·45	83	16·02	7 28	138	26 63	12 10	193	37·25	16·93
29	5 60	2·54	84	16·21	7 37	139	26 83	12 19	194	37 44	17 02
30	5·79	2 63	85	16·41	7·46	140	27.02	12·28	195	37·67	17·11
31	5·98	2·72	86	16·60	7·55	141	27·21	12 37	196	37·83	17·19
32	6·18	2 81	87	16·79	7 63	142	27·41	12 46	197	38·02	17·28
33	6·37	2·90	88	16·98	7·72	143	27·60	12·54	198	38·21	17·37
34	6·56	2·98	89	17·18	7·81	144	27·79	12 63	199	38 41	17·46

35	6·76	3·07	90	17·37	7·89	145	27·99	12·72	200	38·60	17·54
36	6·95	3·16	91	17·56	7·98	146	28·18	12·81	205	39·57	17·98
37	7·14	3·25	92	17·76	8·07	147	28·37	12·89	210	40·53	18·42
38	7·33	3·33	93	17·95	8·16	148	28·56	12·98	215	41·50	18·86
39	7·53	3·42	94	18·14	8·25	149	28·76	13·07	220	42·46	19·29
40	7·72	3·51	95	18·34	8·34	150	28·95	13·16	225	43·43	19·74
41	7·91	3·60	96	18·53	8·42	151	29·14	13·24	250	48·25	21·93
42	8·11	3·69	97	18·72	8·51	152	29·34	13·33	275	53·08	24·12
43	8·30	3·77	98	18·91	8·60	153	29·53	13·42	300	57·90	26·31
44	8·49	3·86	99	19·11	8·69	154	29·72	13·51	400	77·20	35·09
45	8·69	3·95	100	19·30	8·77	155	29·92	13·60	500	96·50	43·86
46	8·88	4·04	101	19·49	8·86	156	30·11	13·68	600	115·80	52·64
47	9·07	4·12	102	19·69	8·95	157	30·30	13·77	700	135·10	61·41
48	9·26	4·21	103	19·88	9·03	158	30·49	13·86	800	154·40	70·18
49	9·46	4·30	104	20·07	9·12	159	30·69	13·95	900	173·70	78.95
50	9·65	4·39	105	20·27	9·21	160	30·88	14·03	1,000	193·00	87·73
51	9·84	4·47	106	20·46	9·30	161	31·07	14·12	1,500	289·50	131·59
52	10·04	4·56	107	20·65	9·38	162	31·27	14·21	2,000	386·00	175·45
53	10·23	4·65	108	20·84	9·47	163	31·46	14·30	3,000	579·00	263·18
54	10·42	4·74	109	21·04	9·56	164	31·65	14·38	4,000	772·00	350·91
55	10·62	4·83	110	21·23	9·65	165	31·85	14·47	5,000	965·00	438·64

Coinage of Undermentioned Countries with Equivalent Value in Canadian Currency.

Countries.	Monetary Unit.	Equivalent Value in Canadian Currency.	Weights and Measures in use.
		Cents.	
Belgium	Franc	19·3	Metric.
Belgian Congo	Franc	19·3	"
Bulgaria	Lew	19·3	"
France	Franc	19·3	"
Italy	Lira	19·3	"
Roumania	Leu	19·3	"
Servia	Dinar	19·3	"
Spain	Peseta	19·3	"
Switzerland	Franc	19·3	"
Venezuela	Bolivar	19·3	"

TABLE showing Milreis per 100 Kilograms with Canadian Equivalent per 100 Kilograms and per 100 Pounds.

NOTE—This table will apply to the following Country:—Brazil.

Per 100 Kilograms.	Per 100 Kilograms.	Per 100 Pounds.	Per 100 Kilograms.	Per 100 Kilograms.	Per 100 Pounds.	Per 100 Kilograms.	Per 100 Kilograms.	Per 100 Pounds.	Per 100 Kilograms.	Per 100 Kilograms.	Per 100 Pounds.
Milreis.	$ cts.	$ cts.	Milreis.	$ cts.	$ cts.	Milreis.	$ cts.	$ cts.	Milreis.	$ cts.	$ cts.
1	0·5461	0·248	56	30·58	13·89	111	60·62	27·53	166	90·64	41·17
2	1·09	0·496	57	31·12	14·13	112	61·16	27·78	167	91·18	41·41
3	1·64	0·744	58	31·67	14·38	113	61·71	28·02	168	91·73	41·66
4	2·18	0·992	59	32·21	14·63	114	62·25	28·27	169	92·27	41·91
5	2·73	1·24	60	32·76	14·88	115	62·80	28·52	170	92·82	42·16
6	3·28	1·49	61	33·31	15·13	116	63·35	28·77	171	93·37	42·41
7	3·82	1·74	62	33·85	15·38	117	63·89	29·04	172	93·91	42·66
8	4·37	1·98	63	34·40	15·62	118	64·44	29·26	173	94·46	42·90
9	4·91	2·23	64	34·94	15·87	119	64·98	29·51	174	95·00	43·15
10	5·46	2·48	65	35·49	16·12	120	65·53	29·76	175	95·55	43·40
11	6·01	2·73	66	36·04	16·37	121	66·08	30·01	176	96·10	43·65
12	6·55	2·98	67	36·58	16·61	122	66·62	30·26	177	96·64	43·89
13	7·10	3·22	68	37·13	16·86	123	67·17	30·50	178	97·19	44·14
14	7·64	3·47	69	37·67	17·11	124	67·71	30·75	179	97·73	44·39
15	8·19	3·72	70	38·22	17·36	125	68·26	31·00	180	98·28	44·64
16	8·74	3·97	71	38·77	17·61	126	68·81	31·25	181	98·83	44·89
17	9·28	4·21	72	39·31	17·86	127	69·35	31·49	182	99·37	45·14
18	9·83	4·46	73	39·86	18·10	128	69·90	31·74	183	99·92	45·38
19	10·37	4·71	74	40·40	18·35	129	70·44	31·99	184	100·46	45·63
20	10·92	4·96	75	40·95	18·60	130	70·99	32·24	185	101·01	45·88
21	11·47	5·21	76	41·50	18·85	131	71·54	32·49	186	101·56	46·13
22	12·01	5·46	77	42·04	19·09	132	72·08	32·74	187	102·10	46·37
23	12·56	5·70	78	42·59	19·34	133	72·63	32·98	188	102·65	46·62
24	13·10	5·95	79	43·13	19·59	134	73·17	33·23	189	103·19	46·87
25	13·65	6·20	80	43·68	19·84	135	73·72	33·48	190	103·74	47·12
26	14·20	6·44	81	44·23	20·09	136	74·27	33·73	191	104·29	47·37
27	14·74	6·69	82	44·77	20·34	137	74·81	33·97	192	104·83	47·62
28	15·29	6·94	83	45·32	20·58	138	75·36	34·22	193	105·38	47·86
29	15·83	7·19	84	45·86	20·83	139	75·90	34·47	194	105·92	48·11
30	16·38	7·44	85	46·41	21·08	140	76·45	34·72	195	106·47	48·36
31	16·93	7·69	86	46·96	21·33	141	77·00	34·97	196	107·02	48·61
32	17·47	7·94	87	47·50	21·57	142	77·55	35·22	197	107·56	48·85
33	18·02	8·18	88	48·05	21·82	143	78·09	35·46	198	108·11	49·10
34	18·56	8·43	89	48·59	22·07	144	78·63	35·71	199	108·65	49·35

35	19·11	8·68	90	49·14	22·32	145	79·18	35·96	200	109·20	49·60
36	19·66	8·93	91	49·69	22·57	146	79·72	36·21	205	111·93	50·84
37	20·20	9·17	92	50·23	22·81	147	80·27	36·45	210	114·66	52·08
38	20·75	9·42	93	50·78	23·06	148	80·81	36·70	215	117·39	53·32
39	21·29	9·67	94	51·32	23·31	149	81·36	36·95	220	120·12	54·56
40	21·84	9·92	95	51·87	23·56	150	81·90	37·20	225	122·85	55·80
41	22·39	10·17	96	52·42	23·80	151	82·45	37·45	250	136·50	62·00
42	22·93	10·42	97	52·96	24·05	152	82·99	37·70	275	150·15	68·19
43	23·48	10·66	98	53·51	24·30	153	83·54	37·94	300	163·80	74·38
44	24·02	10·91	99	54·05	24·55	154	84·08	38·19	400	218·44	99·11
45	24·57	11·16	100	54·61	24·80	155	84·63	38·44	500	273·05	123·88
46	25·12	11·41	101	55·16	25·05	156	85·18	38·69	600	327·66	148·66
47	25·66	11·65	102	55·70	25·30	157	85·72	38·93	700	382·27	173·44
48	26·21	11·90	103	56·25	25·54	158	86·27	39·18	800	436·88	198·22
49	26·75	12·15	104	56·79	25·79	159	86·81	39·43	900	491·49	222·99
50	27·30	12·40	105	57·34	26·04	160	87·36	39·68	1,000	546·10	247·77
51	27·85	12·65	106	57·89	26·29	161	87·91	39·93	1,500	819·15	371·66
52	28·39	12·90	107	58·43	26·53	162	88·45	40·18	2,000	1,092·20	495·55
53	28·94	13·14	108	58·98	26·78	163	89·00	40·42	3,000	1,638·30	743·33
54	29·48	13·39	109	59·52	27·03	164	89·55	40·67	4,000	2,184·40	991·10
55	30·03	13·64	110	60·07	27·28	165	90·09	40·92	5,000	2,730·50	1,238·88

Coinage of Undermentioned Country with Equivalent Value in Canadian Currency.

Country.	Monetary Unit.	Equivalent Value in Canadian Currency.	Weights and Measures in use.
		Cents.	
Brazil	Milreis	54·61	Metric.

TABLE showing Pesos per 100 Kilograms with Canadian Equivalent per 100 Kilograms and per 100 Pounds.

NOTE—This table will apply to the following Country—Chile.

Per 100 Kilograms.	Per 100 Kilograms.	Per 100 Pounds.	Per 100 Kilograms.	Per 100 Kilograms.	Per 100 Pounds.	Per 100 Kilograms.	Per 100 Kilograms.	Per 100 Pounds.	Per 100 Kilograms.	Per 100 Kilograms.	Per 100 Pounds.
Pesos.	$ cts.	$ cts.	Pesos.	$ cts.	$ cts.	Pesos.	$ cts.	$ cts.	Pesos.	$ cts.	$ cts.
1	0·365	0·165	56	20·44	9·24	111	40·52	18·32	166	60·59	27·39
2	0·73	0·330	57	20·81	9·41	112	40·88	18·48	167	60·96	27·56
3	1·10	0·495	58	21·17	9·57	113	41·25	18·65	168	61·32	27·72
4	1·46	0·660	59	21·54	9·74	114	41·61	18·81	169	61·69	27·89
5	1·83	0·825	60	21·90	9·90	115	41·98	18·98	170	62·05	28·05
6	2·19	0·990	61	22·27	10·07	116	42·34	19·14	171	62·42	28·22
7	2·56	1·16	62	22·63	10·23	117	42·71	19·31	172	62·78	28·38
8	2·92	1·32	63	23·00	10·40	118	43·07	19·47	173	63·15	28·55
9	3·29	1·49	64	23·36	10·56	119	43·44	19·64	174	63·51	28·71
10	3·65	1·65	65	23·73	10·73	120	43·80	19·80	175	63·88	28·88
11	4·02	1·82	66	24·09	10·89	121	44·17	19·97	176	64·24	29·04
12	4·38	1.98	67	24·46	11·06	122	44·53	20·13	177	64·61	29·21
13	4·75	2·15	68	24·82	11·22	123	44·90	20·30	178	64·97	29·37
14	5·11	2·31	69	25·19	11·39	124	45·26	20·46	179	65·34	29·54
15	5·48	2·48	70	25·55	11·55	125	45·63	20·63	180	65·70	29·70
16	5·84	2·64	71	25·92	11·72	126	45·99	20·79	181	66·07	29·87
17	6·21	2·81	72	26·28	11·88	127	46·36	20·96	182	66·43	30·03
18	6·57	2·97	73	26·65	12·05	128	46·72	21·12	183	66·80	30·20
19	6·94	3·14	74	27·01	12·21	129	47·09	21·29	184	67·16	30·36
20	7·30	3·30	75	27·38	12·39	130	47·45	21·45	185	67·53	30·53
21	7·67	3·47	76	27·74	12·54	131	47·82	21·62	186	67·89	30·69
22	8·03	3·63	77	28·11	12·71	132	48·18	21·78	187	68·26	30·86
23	8·40	3·80	78	28·47	12·87	133	48·55	21·95	188	68·62	31·02
24	8·76	3·96	79	28·84	13·04	134	48·91	22·11	189	68·99	31·19
25	9·13	4·13	80	29·20	13·20	135	49·28	22·28	190	69·35	31·35
26	9·49	4·29	81	29·57	13·37	136	49·64	22·44	191	69·72	31·52
27	9·86	4·46	82	29·93	13·53	137	50·01	22·61	192	70·08	31·68
28	10·22	4·62	83	30·30	13·70	138	50·37	22·77	193	70·45	31·85
29	10·59	4·79	84	30·66	13·86	139	50·74	22·94	194	70·81	32·01
30	10·95	4·95	85	31·03	14·03	140	51·10	23·10	195	71·18	32·18
31	11·32	5·12	86	31·39	14·19	141	51·47	23·27	196	71·54	32·34
32	11·68	5·28	87	31·76	14·36	142	51·83	23·43	197	71·91	32·51
33	12·05	5·45	88	32·12	14·52	143	52·20	23·60	198	72·27	32·67
34	12·41	5·61	89	32·49	14·69	144	52·56	23·76	199	72·64	32·84

35	12·78	5·78	90	32·85	14·85	145	52·93	23·93	200	73·00	33·00
36	13·14	5·94	91	33·22	15·02	146	53·29	24·09	205	74·83	33·83
37	13·51	6·11	92	33·58	15·18	147	53·66	24·26	210	76·65	34·65
38	13·87	6·27	93	33·95	15·35	148	54·02	24·42	215	78·48	35·48
39	14·24	6·44	94	34·31	15·51	149	54·39	24·59	220	80·30	36·30
40	14·60	6·60	95	34·68	15·68	150	54·75	24·75	225	82·13	37·13
41	14·97	6·77	96	35·04	15·84	151	55·12	24·92	250	91·25	41·25
42	15·33	6·93	97	35·41	16·01	152	55·48	25·08	275	100·38	45·38
43	15·70	7·10	98	35·77	16·17	153	55·85	25·25	300	109·50	49·50
44	16·06	7·26	99	36·14	16·34	154	56·21	25·41	400	146·00	66·00
45	16·43	7·43	100	36·50	16·50	155	56·58	25·58	500	182·50	82·50
46	16·79	7·59	101	36·87	16·67	156	56·94	25·74	600	219·00	99·00
47	17·16	7·76	102	37·23	16.83	157	57·31	25·91	700	255·50	115·50
48	17·52	7·92	103	37·60	17·00	158	57·67	26·07	800	292·00	132·00
49	17·89	8·09	104	37·96	17·16	159	58·04	26·24	900	328·50	148·50
50	18·25	8·25	105	38·33	17·33	160	58·40	26·40	1,000	365·00	165·00
51	18·62	8·42	106	38·69	17·49	161	58·77	26·57	1,500	547·50	247·50
52	18·98	8·58	107	39·06	17·66	162	59·13	26·73	2,000	730·00	330·00
53	19·35	8·75	108	39·42	17·82	163	59·50	26·90	3,000	1,095·00	495·00
54	19·71	8·91	109	39·79	17·99	164	59·86	27·06	4,000	1,460·00	660·00
55	20·08	9·08	110	40·15	18·15	165	60·23	27·23	5,000	1,825·00	825·00

Coinage of Undermentioned Country with Equivalent Value in Canadian Currency.

Country.	Monetary Unit.	Equivalent Value in Canadian Currency.	Weights and Measures in use.
		Cents.	
Chile	Peso	36·5	Metric.

TABLE showing Kroner per 100 Kilograms with Canadian Equivalent per 100 Kilograms and per 100 Pounds.

NOTE:—This table will apply to the following Countries—Denmark, Norway and Sweden.

Per 100 Kilograms.	Per 100 Kilograms.	Per 100 Pounds.	Per 100 Kilograms.	Per 100 Kilograms.	Per 100 Pounds.	Per 100 Kilograms.	Per 100 Kilograms.	Per 100 Pounds.	Per 100 Kilograms.	Per 100 Kilograms.	Per 100 Pounds.
Kroner.	$ cts.	$ cts	Kroner.	$ cts.	$ cts.	Kroner.	$ cts.	$ cts.	Kroner.	$ cts.	$ cts.
1	0·268	0·122	56	15·008	6·81	111	29.748	13·50	166	44·488	20·18
2	0·536	0·243	57	15·276	6·93	112	30·016	13·62	167	44·756	20·31
3	0·804	0·365	58	15·544	7·05	113	30·284	13·74	168	45·024	20·43
4	1·072	0·486	59	15·812	7·17	114	30·552	13·86	169	45·292	20·55
5	1·34	0·608	60	16·08	7·29	115	30·82	13·98	170	45·56	20·67
6	1·608	0·730	61	16·348	7·42	116	31·088	14·10	171	45·828	20·79
7	1·876	0·851	62	16·616	7·54	117	31·356	14·23	172	46·096	20·91
8	2·144	0·973	63	16·884	7·66	118	31·624	14·35	173	46·364	21·04
9	2·412	1·09	64	17·152	7·78	119	31·892	14·47	174	46·632	21·16
10	2·68	1·22	65	17·42	7·90	120	32·16	14·59	175	46·90	21·28
11	2·948	1·34	66	17·688	8·02	121	32·428	14·71	176	47·168	21·40
12	3·216	1·46	67	17·956	8·15	122	32·696	14·83	177	47·436	21·52
13	3·484	1.58	68	18·224	8·27	123	32·964	14·96	178	47·704	21·64
14	3·752	1·70	69	18·492	8·39	124	33·232	15·08	179	47·972	21·77
15	4·02	1·82	70	18·76	8·51	125	33·50	15·20	180	48·24	21·89
16	4·288	1·95	71	19·028	8·63	126	33·768	15·32	181	48·508	22·01
17	4·556	2·07	72	19·296	8·75	127	34·036	15·44	182	48·776	22·13
18	4·824	2·19	73	19·564	8·88	128	34·304	15·56	183	49·044	22·25
19	5·092	2·31	74	19·832	9·00	129	34·572	15·69	184	49·312	22·37
20	5·36	2·43	75	20·10	9·12	130	34·84	15·81	185	49·58	22·50
21	5·628	2·55	76	20·368	9·24	131	35·108	15·93	186	49·848	22·62
22	5·896	2·67	77	20·636	9·36	132	35·376	16·05	187	50·116	22·74
23	6·164	2·79	78	20·904	9·48	133	35·644	16·17	188	50·384	22·86
24	6·432	2·92	79	21·172	9·61	134	35·912	16·29	189	50·652	22·98
25	6·70	3·04	80	21·44	9·73	135	36·18	16·42	190	50·92	23·10
26	6·968	3·16	81	21·708	9·85	136	36·448	16·54	191	51·188	23·22
27	7·236	3·28	82	21·976	9·97	137	36·716	16·66	192	51·456	23·35
28	7·504	3·40	83	22·244	10·09	138	36·984	16·78	193	51·724	23·47
29	7·772	3·52	84	22·512	10·21	139	37·252	16·90	194	51·992	23·59
30	8·04	3·64	85	22·78	10·33	140	37·52	17·02	195	52·26	23·71
31	8·308	3·76	86	23·048	10·46	141	37·788	17·15	196	52·528	23·83
32	8·576	3·89	87	23·316	10·58	142	38·056	17·27	197	52·796	23·95
33	8·844	4·01	88	23·584	10·70	143	38·324	17·39	198	53·064	24·08
34	9·112	4·13	89	23·852	10·82	144	38·592	17·51	199	53·332	24·20

35	9·38	4·25	90	24·12	10·94	145	38·86	17·63	200	53·60	24·32
36	9·648	4·37	91	24·388	11·07	146	39·128	17·75	205	54·94	24·93
37	9·916	4·49	92	24·656	11·19	147	39·396	17·87	210	56·28	25·53
38	10·184	4·62	93	24·924	11·31	148	39·664	17·99	215	57·62	26·14
39	10·452	4·74	94	25·192	11·43	149	39·932	18·12	220	58·96	26·75
40	10·72	4·86	95	25·46	11·55	150	40·20	18·24	225	60·30	27·35
41	10·988	4·98	96	25·728	11·67	151	40·468	18·36	250	67·00	30·40
42	11·256	5·10	97	25·996	11·79	152	40·736	18 48	275	73·70	33·44
43	11·524	5·22	98	26·264	11·92	153	41·004	18·60	300	80·40	36·48
44	11·792	5·35	99	26·532	12·04	154	41·272	18·73	400	107·20	48·64
45	12·06	5·47	100	26·80	12·16	155	41·54	18·85	500	134·00	60·80
46	12·328	5·59	101	27·068	12·28	156	41·808	18·97	600	160·80	72 96
47	12·596	5·71	102	27·336	12·40	157	42·076	19·09	700	187·60	85·12
48	12·864	5·83	103	27·604	12·52	158	42·344	19·21	800	214.40	97·28
49	13·132	5·95	104	27·872	12 65	159	42·612	19 33	900	241·20	109·44
50	13·40	6·07	105	28·14	12·77	160	42·88	19·46	1,000	268·00	121·60
51	13·668	6·19	106	28·408	12·89	161	43·148	19 58	1,500	402·00	182·40
52	13·936	6·32	107	28·676	13·01	162	43 416	19·70	2,000	536·00	243·19
53	14·204	6·44	108	28·944	13·13	163	43·684	19·82	3,000	804·00	364 79
54	14·472	6·56	109	29·212	13·25	164	43 952	19·94	4,000	1,072·00	486·39
55	14·74	6·69	110	29·48	13·37	165	44·22	20·06	5,000	1,340·00	607·99

Coinage of Undermentioned Countries with Equivalent Value in Canadian Currency.

Countries.	Monetary Unit.	Equivalent Value in Canadian Currency.	Weights and Measures in use.
		Cents.	
Denmark	Krone	26·8	Metric.
Norway	Krone	26·8	"
Sweden	Krona	26·8	"

TABLE showing Gulden per 100 Kilograms with Canadian Equivalent per 100 Kilograms and per 100 Pounds.

NOTE:—This table will apply to the following Country—Holland.

Per 100 Kilograms.	Per 100 Kilograms.	Per 100 Pounds.	Per 100 Kilograms.	Per 100 Kilograms.	Per 100 Pounds.	Per 100 Kilograms.	Per 100 Kilograms.	Per 100 Pounds.	Per 100 Kilograms.	Per 100 Kilograms.	Per 100 Pounds
Gulden.	$ cts.	$ cts.	Gulden.	$ cts.	$ cts.	Gulden.	$ cts.	$ cts.	Gulden.	$ cts.	$ cts.
1	0·402	·182	56	22·51	10·21	111	44·62	20·25	166	66·73	30·28
2	0·80	·363	57	22·91	10·39	112	45·02	20·43	167	67·13	30·46
3	1·21	·549	58	23·32	10·58	113	45.43	20·61	168	67·54	30·64
4	1·61	·73	59	23·72	10·76	114	45.83	20·79	169	67·94	30·83
5	2·01	·912	60	24·12	10·94	115	46·23	20·98	170	68.34	31·01
6	2·41	1·09	61	24·52	11·13	116	46·63	21·16	171	68·74	31·19
7	2·81	1·27	62	24·92	11·31	117	47·03	21·34	172	69·14	31·37
8	3·22	1·46	63	25·33	11·49	118	47·44	21·52	173	69·55	31·56
9	3·62	1·64	64	25·73	11·67	119	47·84	21·71	174	69·95	31·74
10	4·02	1·82	65	26·13	11·86	120	48·24	21·89	175	70·35	31·92
11	4·42	2·00	66	26·53	12·04	121	48·64	22·07	176	70·75	32·10
12	4·82	2·18	67	26·93	12·22	122	49·04	22·25	177	71·15	32·28
13	5·23	2·37	68	27·34	12·40	123	49·45	22·44	178	71·56	32·47
14	5·63	2·55	69	27·74	12·59	124	49·85	22·62	179	71·96	32·65
15	6·03	2·74	70	28·14	12·77	125	50·25	22·80	180	72·36	32·83
16	6·43	2·92	71	28·54	12·95	126	50·65	22·98	181	72·76	33·01
17	6·83	3·10	72	28·94	13·13	127	51·05	23·16	182	73·16	33·19
18	7·24	3·28	73	29·35	13·32	128	51·46	23·35	183	73·57	33·38
19	7·64	3·46	74	29·75	13·50	129	51·86	23·53	184	73·97	33·56
20	8·04	3·65	75	30·15	13·68	130	52·26	23·71	185	74·37	33·74
21	8·44	3·83	76	30·55	13·86	131	52·66	23·89	186	74·77	33·92
22	8·84	4·01	77	30·95	14·04	132	53·06	24·07	187	75·17	34·11
23	9·25	4·20	78	31·36	14·23	133	53·47	24·26	188	75·58	34·29
24	9·65	4·38	79	31·76	14·41	134	53·87	24·44	189	75·98	34·47
25	10·05	4·56	80	32·16	14·59	135	54·27	24·62	190	76·38	34·66
26	10·45	4.74	81	32·56	14·77	136	54·67	24·80	191	76·78	34·84
27	10·85	4·92	82	32·96	14·95	137	55·07	24·99	192	77·18	35·02
28	11·26	5·11	83	33·37	15·14	138	55·48	25·17	193	77·59	35·20
29	11·66	5·29	84	33·77	15·32	139	55·88	25·35	194	77·99	35·39
30	12·06	5·47	85	34·17	15·50	140	56·28	25·53	195	78·39	35·57
31	12·46	5·65	86	34·57	15·69	141	56·68	25·72	196	78·79	35·75
32	12·86	5·83	87	34·97	15·87	142	57·08	25·90	197	79·19	35·93
33	13·27	6·02	88	35.38	16·05	143	57.49	26·08	198	79·60	36·12
34	13·67	6·20	89	35·78	16·23	144	57·89	26·27	199	80·00	36·30

35	14·07	6 38	90	36·18	16·42	145	58·29	26·45	200	80·40	36·48
36	14·47	6·57	91	36·58	16·60	146	58·69	26·63	205	82·41	37·39
37	14·87	6·75	92	36·98	16·78	147	59·09	26·81	210	84·42	38·30
38	15·28	6·93	93	37·39	16·96	148	59 50	27·00	215	86·43	39·22
39	15·68	7·11	94	37·79	17·14	149	59·90	27·18	220	88·44	40·12
40	16·08	7·29	95	38·19	17·33	150	60·30	27·36	225	90·45	41·04
41	16·48	7·48	96	38·59	17·51	151	60·70	27 54	250	100·50	45·60
42	16·88	7·66	97	38·99	17·69	152	61·10	27·72	275	110·55	50·16
43	17·29	7·84	98	39·40	17·88	153	61·51	27·91	300	120·60	54·72
44	17·69	8·03	99	39·80	18·06	154	61·91	28·09	400	160·80	72·96
45	18·09	8·21	100	40·20	18·24	155	62·31	28·27	500	201·00	91·20
46	18·49	8·39	101	40·60	18·42	156	62·71	28·45	600	241·20	109·43
47	18·89	8·57	102	41·00	18·60	157	63·11	28·63	700	281·40	127·70
48	19·30	8·75	103	41·41	18·79	158	63·52	28·82	800	321·60	145 92
49	19·70	8·93	104	41·81	18·97	159	63·92	29·00	900	361·80	164·16
50	20·10	9·12	105	42·21	19·15	160	64·32	29·18	1,000	402 00	182·39
51	20·50	9·30	106	42·61	19·33	161	64·72	29·36	1,500	603·00	273·59
52	20·90	9·48	107	43·01	19·51	162	65·12	29·55	2,000	804·00	364·79
53	21·31	9·67	108	43·42	19·70	163	65·53	29·73	3,000	1,206·00	547·19
54	21·71	9·85	109	43·82	19·88	164	65·93	29·91	4,000	1,608·00	729·58
55	22·11	10·03	110	44·22	20·06	165	66·33	30·10	5,000	2,010·00	911·98

COINAGE of Undermentioned Country with Equivalent Value in Canadian Currency.

Country.	Monetary Unit.	Equivalent Value in Canadian Currency.	Weights and Measures in use.
Holland (Netherlands).....	Gulden.	Cents. 40·2	Metric.

TABLE showing Marks per 100 Kilograms with Canadian Equivalent per 100 Kilograms and per 100 Pounds.

NOTE:—This table will apply to the following Country--Germany.

Per 100 Kilograms.	Per 100 Kilograms.	Per 100 Pounds.	Per 100 Kilograms.	Per 100 Kilograms.	Per 100 Pounds.	Per 100 Kilograms.	Per 100 Kilograms.	Per 100 Pounds.	Per 100 Kilograms.	Per 100 Kilograms.	Per 100 Pounds.
Marks.	$ cts.	$ cts.	Marks.	$ cts.	$ cts.	Marks.	$ cts.	$ cts.	Marks.	$ cts.	$ cts.
1	·238	·108	56	13·328	6·05	111	26·418	11·99	166	39·508	17·93
2	·476	·216	57	13·566	6·15	112	26·656	12·09	167	39·746	18·03
3	·714	·324	58	13·804	6·26	113	26·894	12·20	168	39·984	18·14
4	·952	·432	59	14·042	6·37	114	27·132	12·31	169	40·222	18·25
5	1·19	54	60	14·28	6·48	115	27·37	12·42	170	40·46	18·36
6	1·428	·648	61	14·518	6·59	116	27·608	12·53	171	40 698	18·47
7	1·666	·756	62	14·756	6·69	117	27·846	12·63	172	40·936	18·57
8	1·904	·864	63	14·994	6·80	118	28·084	12·74	173	41·174	18·68
9	2 142	·972	64	15·232	6·91	119	28·322	12·85	174	41·412	18·79
10	2·38	1·08	65	15·47	7·02	120	28·56	12·96	175	41 65	18·90
11	2·618	1·19	66	15·708	7·13	121	28·798	13 07	176	41 888	19·01
12	2·856	1·30	67	15·946	7·23	122	29·036	13·17	177	42·126	19·11
13	3 094	1·40	68	16 184	7·34	123	29·274	13·28	178	42·364	19·22
14	3·332	1·51	69	16·422	7·45	124	29 512	13·39	179	42·602	19·33
15	3·57	1·62	70	16·66	7·56	125	29·75	13·50	180	42·84	19·44
16	3·808	1·73	71	16·898	7·67	126	29·988	13 61	181	43·078	19·55
17	4·046	1·83	72	17·136	7·77	127	30·226	13·71	182	43·316	19 65
18	4·284	1·94	73	17·374	7·88	128	30·464	13·82	183	43·554	19·76
19	4·522	2·05	74	17·612	7 99	129	30·702	13·93	184	43·792	19·87
20	4·76	2·16	75	17·85	8·10	130	30·94	14·04	185	44·03	19·98
21	4·998	2·27	76	18·088	8·21	131	31·178	14·15	186	44 268	20·09
22	5·236	2·38	77	18·326	8 31	132	31·416	14·25	187	44·506	20·19
23	5·474	2·48	78	18·564	8·42	133	31·654	14·36	188	44·744	20·30
24	5·712	2·59	79	18·802	8 53	134	31·892	14·47	189	44·982	20·41
25	5·95	2·70	80	19·04	8·64	135	32·13	14·58	190	45 22	20·52
26	6·188	2·81	81	19·278	8·75	136	32·368	14·69	191	45·458	20·63
27	6·426	2 91	82	19·516	8·85	137	32·606	14·79	192	45·696	20·73
28	6 664	3·02	83	19·754	8·96	138	32·844	14·90	193	45·934	20·84
29	6·902	3·13	84	19·992	9·07	139	33·082	15 01	194	46·172	20·95
30	7·14	3·24	85	20·23	9·18	140	33·32	15·12	195	46·41	21 06
31	7·378	3·35	86	20·468	9·29	141	33·558	15·23	196	46·648	21·17
32	7·616	3·46	87	20·706	9·39	142	33·796	15·33	197	46·886	21·27
33	7·854	3·56	88	20·944	9·50	143	34 031	15·44	198	47·124	21·38
34	8·092	3·67	89	21·182	9·61	144	34·272	15·55	199	47·362	21·49

35	8·33	3·78	90	21·42	9·72	145	34·51	15·66	200	47·60	21·60
36	8·568	3·89	91	21·658	9·83	146	34·748	15·77	205	48·79	22·14
37	8·806	3·99	92	21·896	9·93	147	34·986	15·87	210	49·98	22·68
38	9·044	4·10	93	22·134	10·04	148	35·224	15·98	215	51·17	23·22
39	9·282	4·21	94	22·372	10·15	149	35·462	16·09	220	52·36	23·76
40	9·52	4·32	95	22·61	10·26	150	35·70	16·20	225	53·55	24·30
41	9·758	4·43	96	22·848	10·37	151	35·938	16·31	250	59·50	27·00
42	9·996	4·54	97	23·086	10·47	152	36·176	16·41	275	65·45	29·70
43	10·234	4·64	98	23·324	10·58	153	36·414	16·52	300	71·40	32·40
44	10·472	4·75	99	23·562	10·69	154	36·652	16·63	400	95·20	43·20
45	10·71	4·86	100	23·80	10·80	155	36·89	16·74	500	119·00	54·00
46	10·948	4·97	101	24·038	10·90	156	37·128	16·85	600	142·80	64·79
47	11·186	5·08	102	24·276	11·01	157	37·366	16·95	700	166·60	75·59
48	11·424	5·18	103	24·514	11·12	158	37·604	17·06	800	190·40	86·39
49	11·662	5·29	104	24·752	11·23	159	37·842	17·17	900	214·20	97·19
50	11·90	5·40	105	24·99	11·34	160	38·08	17·28	1,000	238·00	107·99
51	12·138	5·51	106	25·228	11·44	161	38·318	17·39	1,500	357·00	161·98
52	12·376	5·62	107	25·466	11·55	162	38·556	17·49	2,000	476·00	215·97
53	12·614	5·72	108	25·704	11·66	163	38·794	17·60	3,000	714·00	323·96
54	12·852	5·83	109	25·942	11·77	164	39·032	17·71	4,000	952·00	431·94
55	13·09	5·94	110	26·18	11·88	165	39·27	17·82	5,000	1,190·00	539·93

COINAGE of Undermentioned Country with Equivalent Value in Canadian Currency.

Country..	Monetary Unit.	Equivalent Value in Canadian Currency.	Weights and Measures in use.
		Cents.	
Germany....	Mark.....	23·8	Metric.

TABLE showing Yens per 100 Kilograms with Canadian Equivalent per 100 Kilograms and per 100 Pounds.

NOTE:—This table will apply to he following Countries—Japan and Mexico.

Per 100 Kilograms.	Per 100 Kilograms.	Per 100 Pounds.	Per 100 Kilograms.	Per 100 Kilograms.	Per 100 Pounds.	Per 100 Kilograms.	Per 100 Kilograms.	Per 100 Pounds.	Per 100 Kilograms.	Per 100 Kilograms.	Per 100 Pounds.
Yens.	$ cts.	$ cts.	Yens.	$ cts.	$ cts.	Yens.	$ cts.	$ cts.	Yens.	$ cts.	$ cts.
1	·498	·226	56	27·888	12·65	111	55·278	25·08	166	82·668	37·51
2	·996	·452	57	28·386	12·88	112	55·776	25·31	167	83·166	37·73
3	1·494	·678	58	28·884	13·11	113	56·274	25·53	168	83·664	37·96
4	1·992	·904	59	29·382	13·33	114	56·772	25·76	169	84·162	38·19
5	2·49	1·13	60	29·88	13·56	115	57·27	25·98	170	84·66	38·41
6	2·988	1·36	61	30·378	13·78	116	57·768	26·21	171	85·158	38·63
7	3·486	1·58	62	30·876	14·01	117	58·266	26·44	172	85·656	38·86
8	3·984	1·81	63	31·374	14·24	118	58·764	26·66	173	86·154	39·09
9	4·482	2·03	64	31·872	14·47	119	59·262	26·89	174	86·652	39·32
10	4·98	2·26	65	32·37	14·69	120	59·76	27·11	175	87·15	39·54
11	5·478	2·48	66	32·868	14·91	121	60·258	27·34	176	87·648	39·77
12	5·976	2·71	67	33·366	15·14	122	60·756	27·57	177	88·146	39·99
13	6·474	2·94	68	33·864	15·37	123	61·254	27·79	178	88·644	40·22
14	6·972	3·16	69	34·362	15·59	124	61·752	28·02	179	89·142	40·45
15	7·47	3·39	70	34·86	15·82	125	62·25	28·24	180	89·64	40·67
16	7·968	3·61	71	35·358	16·04	126	62·748	28·47	181	90·138	40·89
17	8·466	3·84	72	35·856	16·27	127	63·246	28·70	182	90·636	41·12
18	8·964	4·07	73	36·354	16·49	128	63·744	28·93	183	91·134	41·35
19	9·462	4·29	74	36·852	16·72	129	64·242	29·15	184	91·632	41·58
20	9·96	4·52	75	37·35	16·95	130	64·74	29·37	185	92·13	41·80
21	10·458	4·74	76	37·848	17·17	131	65·238	29·60	186	92·628	42·03
22	10·956	4·97	77	38·346	17·40	132	65·736	29·83	187	93·126	42·25
23	11·454	5·20	78	38·844	17·62	133	66·234	30·05	188	93·624	42·48
24	11·952	5·42	79	39·342	17·85	134	66·732	30·28	189	94·122	42·71
25	12·45	5·65	80	39·84	18·08	135	67·23	30·50	190	94·62	42·93
26	12·948	5·87	81	40·338	18·30	136	67·728	30·73	191	95·118	43·16
27	13·446	6·10	82	40·836	18·53	137	68·226	30·96	192	95·616	43·38
28	13·944	6·33	83	41·334	18·75	138	68·724	31·18	193	96·114	43·61
29	14·442	6·55	84	41·832	18·98	139	69·222	31·41	194	96·612	43·83
30	14·94	6·78	85	42·33	19·21	140	69·72	31·63	195	97·11	44·06
31	15·438	7·00	86	42·828	19·43	141	70·218	31·86	196	97·608	44·29
32	15·936	7·23	87	43·326	19·66	142	70·716	32·09	197	98·106	44·51
33	16·434	7·46	88	43·824	19·88	143	71·214	32·31	198	98·604	44·74
34	16·932	7·68	89	44·322	20·11	144	71·712	32·54	199	99·102	44·96
35	17·43	7·91	90	44·82	20·34	145	72·21	32·76	200	99·60	45·19

36	17·928	8·13	91	45·318	20·56	146	72·708	32·99	205	102·09	46·32
37	18·426	8·36	92	45·816	20·79	147	73·206	33·22	210	104·58	47·45
38	18·924	8·59	93	46·314	21·01	148	73·704	33·44	215	107·07	48·58
39	19·422	8·81	94	46·812	21·24	149	74·202	33·67	220	109·56	49·71
40	19·92	9·04	95	47·31	21·47	150	74·70	33·89	225	112·05	50·84
41	20·418	9·26	96	47·808	21·69	151	75·198	34·12	250	124·50	56·49
42	20·916	9·49	97	48·306	21·92	152	75·696	34·34	275	136·95	62·14
43	21·414	9·72	98	48·804	22·14	153	76·194	34·57	300	149·40	67·79
44	21·912	9·94	99	49·302	22·37	154	76·692	34·80	400	199·20	90·38
45	22·41	10·17	100	49·80	22·60	155	77·19	35·02	500	249·00	112·98
46	22·908	10·39	101	50·298	22·82	156	77·688	35·25	600	298·80	135·57
47	23·406	10·62	102	50·796	23·05	157	78·186	35·47	700	348·60	158·17
48	23·904	10·85	103	51·294	23·28	158	78·684	35·70	800	398·40	180·76
49	24·402	11·07	104	51·792	23·50	159	79·182	35·93	900	448·20	203·36
50	24·90	11·30	105	52·29	23·73	160	79·68	36·15	1,000	498·00	225·95
51	25·398	11·52	106	52·788	23·95	161	80·178	36·38	1,500	747·00	338·93
52	25·896	11·75	107	53·286	24·18	162	80·676	36·60	2,000	996·00	451·91
53	26·394	11·98	108	53·784	24·40	163	81·174	36·83	3,000	1,494·00	677·86
54	26·892	12·20	109	54·282	24·63	164	81·672	37·06	4,000	1,992·00	903·81
55	27·390	12·43	110	54·78	24·85	165	82·17	37·28	5,000	2,490·00	1,129·76

Coinage of Undermentioned Countries with Equivalent Value in Canadian Currency.

Countries.	Monetary Unit.	Equivalent Value in Canadian Currency.	Weights and Measures in use.
		Cents.	
Japan	Yen	49·8	Metric.
Mexico	Peso	49·8	"

TABLE showing Yens per 100 Kin with Canadian Equivalent per 100 Kin and per 100 pounds.

NOTE :—This table will apply to the following Country—Japan.

Per 100 Kin.	Per 100 Kin.	Per 100 Pounds.	Per 100 Kin.	Per 100 Kin.	Per 100 Pounds.	Per 100 Kin.	Per 100 Kin.	Per 100 Pounds.	Per 100 Kin.	Per 100 Kin.	Per 100 Pounds.
Yens.	$ cts.	$ cts.	Yens.	$ cts.	$ cts.	Yens.	$ cts.	$ cts.	Yens.	$ cts.	$ cts.
1	·498	·376	56	27·888	21·08	111	55·278	41·79	166	82·668	62·49
2	·996	·753	57	28·386	21·46	112	55·776	42·17	167	83·166	62·87
3	1·494	1·13	58	28·884	21·84	113	56·274	42·54	168	83·664	63·25
4	1·992	1·51	59	29·382	22·21	114	56·772	42·92	169	84·162	63·62
5	2·49	1·88	60	29·88	22·59	115	57·27	43·29	170	84·66	64·00
6	2·988	2·26	61	30·378	22·96	116	57·768	43·67	171	85·158	64·38
7	3·486	2·64	62	30·876	23·34	117	58·266	44·05	172	85·656	64·75
8	3·984	3·01	63	31·374	23·72	118	58·764	44·42	173	86·154	65·13
9	4·482	3·39	64	31·872	24·09	119	59·262	44·80	174	86·652	65·51
10	4·98	3·76	65	32·37	24·47	120	59·76	45·18	175	87·15	65·88
11	5·478	4·14	66	32·868	24·85	121	60·258	45·55	176	87·648	66·26
12	5·976	4·52	67	33·366	25·23	122	60·756	45·93	177	88·146	66·64
13	6·474	4·89	68	33·864	25·60	123	61·254	46·31	178	88·644	67·01
14	6·972	5·27	69	34·362	25·98	124	61·752	46·68	179	89·142	67·39
15	7·47	5·65	70	34·86	26·35	125	62·25	47·06	180	89·64	67·77
16	7·968	6·02	71	35·358	26·73	126	62·748	47·44	181	90·138	68·14
17	8·466	6·40	72	35·856	27·11	127	63·246	47·81	182	90·636	68·52
18	8·964	6·77	73	36·354	27·48	128	63·744	48·19	183	91·134	68·89
19	9·462	7·15	74	36·852	27·86	129	64·242	48·57	184	91·632	69·27
20	9·96	7·52	75	37·35	28·24	130	64·74	48·94	185	92·13	69·65
21	10·458	7·90	76	37·848	28·61	131	65·238	49·31	186	92·628	70·02
22	10·956	8·28	77	38·346	28·99	132	65·736	49·69	187	93·126	70·40
23	11·454	8·65	78	38·844	29·36	133	66·234	50·07	188	93·624	70·78
24	11·952	9·03	79	39·342	29·74	134	66·732	50·45	189	94·122	71·15
25	12·45	9·41	80	39·84	30·12	135	67·23	50·82	190	94·62	71·53
26	12·948	9·78	81	40·338	30·49	136	67·728	51·20	191	95·118	71·91
27	13·446	10·16	82	40·836	30·87	137	68·226	51·58	192	95·616	72·28
28	13·944	10·54	83	41·334	31·25	138	68·724	51·95	193	96·114	72·66
29	14·442	10·92	84	41·832	31·62	139	69·222	52·33	194	96·612	73·04
30	14·94	11·29	85	42·33	32·00	140	69·72	52·71	195	97·11	73·41
31	15·438	11·67	86	42·828	32·38	141	70·218	53·08	196	97·608	73·79
32	15·936	12·05	87	43·326	32·75	142	70·716	53·46	197	98·106	74·17
33	16·434	12·42	88	43·824	33·12	143	71·214	53·84	198	98·604	74·54
34	16·932	12·80	89	44·322	33·50	144	71·712	54·21	199	99·102	74·92
35	17·43	13·18	90	44·82	33·88	145	72·21	54·59	200	99·60	75·29

36	17·928	13·55	91	45·318	34·26	146	72·708	54·97	205	102·09	77·18
37	18·426	13·93	92	45·816	34·64	147	73·206	55·34	210	104·58	79·06
38	18·924	14·30	93	46·314	35·01	148	73·704	55·72	215	107·07	80·94
39	19·422	14·68	94	46·812	35·39	149	74·202	56·09	220	109·56	82·82
40	19·92	15·06	95	47·31	35·77	150	74·70	56·47	225	112·05	84·71
41	20·418	15·44	96	47·808	36·14	151	75·198	56·85	250	124·50	94·12
42	20·916	15·81	97	48·306	36·51	152	75·696	57·22	275	136·95	103·53
43	21·414	16·19	98	48·804	36·89	153	76·194	57·60	300	149·40	112·94
44	21·912	16·56	99	49·302	37·27	154	76·692	57·98	400	199·20	150·59
45	22·41	16·94	100	49·80	37·65	155	77·19	58·35	500	249·00	188·24
46	22·908	17·32	101	50·298	38·02	156	77·688	58·73	600	298·80	225·88
47	23·406	17·69	102	50·796	38·40	157	78·186	59·11	700	348·60	263·53
48	23·904	18·07	103	51·294	38·78	158	78·684	59·48	800	398·40	301·18
49	24·402	18·45	104	51·792	39·15	159	79·182	59·86	900	448·20	338·83
50	24·90	18·82	105	52·29	39·53	160	79·68	60·24	1,000	498·00	376·47
51	25·398	19·20	106	52·788	39·91	161	80·178	60·61	1,500	747·00	564·71
52	25·896	19·58	107	53·286	40·28	162	80·676	60·99	2,000	996·00	752·95
53	26·394	19·95	108	53·784	40·66	163	81·174	61·37	3,000	1,494·00	1,129·42
54	26·892	20·33	109	54·282	41·04	164	81·672	61·74	4,000	1,992·00	1,505·90
55	27·390	20·71	110	54·78	41·41	165	82·17	62·12	5,000	2,490·00	1,882·37

COINAGE of Undermentioned Country with Equivalent Value in Canadian Currency.

Country.	Monetary Unit.	Equivalent Value in Canadian Currency.	Weights in use.
		Cents.	
Japan	Yen	49·8	Kin = 1·3228 lbs.

TABLE showing Milreis per 100 Kilograms with Canadian Equivalent per 100 Kilograms and per 100 Pounds.

NOTE: This table will apply to the following Country—Portugal.

Per 100 Kilograms.	Per 100 Kilograms.	Per 100 Pounds.	Per 100 Kilograms.	Per 100 Kilograms.	Per 100 Pounds.	Per 100 Kilograms.	Per 100 Kilograms.	Per 100 Pounds.	Per 100 Kilograms.	Per 100 Kilograms.	Per 100 Pounds.
Milreis.	$ cts.	$ cts.	Milreis.	$ cts.	$ cts.	Milreis.	$ cts.	$ cts.	Milreis.	$ cts.	$ cts.
1	1·08	0·49	56	60·48	27·43	111	119·88	54·38	166	179·28	81·32
2	2·16	0·98	57	61·56	27·92	112	120·96	54·87	167	180·36	81·81
3	3·24	1·47	58	62·64	28·11	113	122·04	55·36	168	181·44	82·30
4	4·32	1·96	59	63·72	28·90	114	123·12	55·85	169	182·52	82·79
5	5·40	2·45	60	64·80	29·39	115	124·20	56·34	170	183·60	83·28
6	6·48	2·94	61	65·88	29·88	116	125·28	56·83	171	184·68	83·77
7	7·56	3·43	62	66·96	30·37	117	126·36	57·32	172	185·76	84·26
8	8·64	3·92	63	68·04	30·86	118	127·44	57·81	173	186·84	84·75
9	9·72	4·41	64	69·12	31·35	119	128·52	58·30	174	187·92	85·24
10	10·80	4·90	65	70·20	31·84	120	129·60	58·79	175	189·00	85·73
11	11·88	5·39	66	71·28	32·33	121	130·68	59·28	176	190·08	86·22
12	12·96	5·88	67	72·36	32·82	122	131·76	59·77	177	191·16	86·71
13	14·04	6·37	68	73·44	33·31	123	132·84	60·26	178	192·24	87·20
14	15·12	6·86	69	74·52	33·80	124	133·92	60·75	179	193·32	87·69
15	16·20	7·35	70	75·60	34·29	125	135·00	61·23	180	194·40	88·18
16	17·28	7·84	71	76·68	34·78	126	136·08	61·72	181	195·48	88·67
17	18·36	8·33	72	77·76	35·27	127	137·16	62·21	182	196·56	89·16
18	19·44	8·82	73	78·84	35·76	128	138·24	62·70	183	197·64	89·65
19	20·52	9·31	74	79·92	36·25	129	139·32	63·19	184	198·72	90·14
20	21·60	9·80	75	81·00	36·74	130	140·40	63·68	185	199·80	90·63
21	22·68	10·29	76	82·08	37·23	131	141·48	64·17	186	200·88	91·12
22	23·76	10·78	77	83·16	37·72	132	142·56	64·66	187	201·96	91·61
23	24·84	11·27	78	84·24	38·21	133	143·64	65·15	188	203·04	92·10
24	25·92	11·76	79	85·32	38·70	134	144·72	65·64	189	204·12	92·59
25	27·00	12·25	80	86·40	39·19	135	145·80	66·13	190	205·20	93·08
26	28·08	12·74	81	87·48	39·68	136	146·88	66·62	191	206·28	93·57
27	29·16	13·23	82	88·56	40·17	137	147·96	67·11	192	207·36	94·06
28	30·24	13·72	83	89·64	40·66	138	149·04	67·60	193	208·44	94·55
29	31·32	14·21	84	90·72	41·15	139	150·12	68·09	194	209·52	95·04
30	32·40	14·70	85	91·80	41·64	140	151·20	68·58	195	210·60	95·53
31	33·48	15·19	86	92·88	42·13	141	152·28	69·07	196	211·68	96·02
32	34·56	15·68	87	93·96	42·62	142	153·36	69·56	197	212·76	96·51
33	35·64	16·17	88	95·04	43·11	143	154·44	70·05	198	213·84	97·00
34	36·72	16·66	89	96·12	43·60	144	155·52	70·54	199	214·92	97·49

35	37·80	17·15	90	97·20	44·09	145	156·60	71·03	200	216·00	97·98
36	38·88	17·64	91	98·28	44·58	146	157·68	71·52	205	221·40	100·43
37	39·96	18·13	92	99·36	45·07	147	158·76	72·01	210	226·80	102·87
38	41·04	18·62	93	100·44	45·56	148	159·84	72·50	215	232·20	105·32
39	42·12	19·11	94	101·52	46·05	149	160·92	72·99	220	237·60	107·77
40	43·20	19·60	95	102·60	46·54	150	162·00	73·48	225	243·00	110·22
41	44·28	20·09	96	103·68	47·03	151	163·08	73·97	250	270·00	122·47
42	45·36	20·58	97	104·76	47·52	152	164·16	74·46	275	297·00	134·72
43	46·44	21·07	98	105·84	48·01	153	165·24	74·95	300	324·00	146·96
44	47·52	21·56	99	106·92	48·50	154	166·32	75·44	400	432·00	195·95
45	48·60	22·05	100	108·00	48·99	155	167·40	75·93	500	540·00	244·94
46	49·68	22·54	101	109·08	49·48	156	168·48	76·42	600	648·00	293·93
47	50·76	23·02	102	110·16	49·97	157	169·56	76·91	700	756·00	342·92
48	51·84	23·51	103	111·24	50·46	158	170·64	77·40	800	864·00	391·90
49	52·92	24·00	104	112·32	50·95	159	171·72	77·89	900	972·00	440·89
50	54·00	24·49	105	113·40	51·44	160	172·80	78·38	1,000	1,080·00	489·88
51	55·08	24·98	106	114·48	51·93	161	173·88	78·87	1,500	1,620·00	734·82
52	56·16	25·47	107	115·56	52·42	162	174·96	79·36	2,000	2,160·00	979·76
53	57·24	25·96	108	116·64	52·91	163	176·04	79·85	3,000	3,240·00	1,469·64
54	58·32	26·45	109	117·72	53·40	164	177·12	80·34	4,000	4,320·00	1,959·52
55	59·40	26·94	110	118·80	53·89	165	178·20	80·83	5,000	5,400·00	2,449·40

Coinage of Undermentioned Country with Equivalent Value in Canadian Currency.

Country.	Monetary Unit.	Equivalent Value in Canadian Currency.	Weights and Measures in Use.
Portugal	Milreis	$1.08	Metric

TABLE showing Roubles per Pood with Canadian Equivalent per Pood and per 100 Pounds.

NOTE:—This table will apply to the following Country—Russia.

Per Pood.	Per Pood.	Per 100 Pounds.	Per Pood.	Per Pood.	Per 100 Pounds.	Per Pood.	Per Pood.	Per 100 Pounds.	Per Pood.	Per Pood.	Per 100 Pounds.
Roubles.	$ cts.	$ cts.	Roubles.	$ cts.	$ cts.	Roubles.	$ cts.	$ cts.	Roubles.	$ cts.	$ cts.
1	0·515	1·43	56	28·84	80·08	111	57·17	158·73	166	85·49	237·38
2	1·03	2·86	57	29·36	81·51	112	57·68	160·16	167	86·01	238·81
3	1·55	4·29	58	29·87	82·94	113	58·20	161·59	168	86·52	240·24
4	2·06	5·72	59	30·39	84·37	114	58·71	163·02	169	87·04	241·67
5	2·58	7·15	60	30·90	85·80	115	59·23	164·45	170	87·55	243·10
6	3·09	8·58	61	31·42	87·23	116	59·74	165·88	171	88·07	244·53
7	3·61	10·01	62	31·93	88·66	117	60·26	167·31	172	88·58	245·96
8	4·12	11·44	63	32·45	90·09	118	60·77	168·74	173	89·10	247·39
9	4·64	12·87	64	32·96	91·52	119	61·29	170·17	174	89·61	248·82
10	5·15	14·30	65	33·48	92·95	120	61·80	171·60	175	90·13	250·25
11	5·67	15·73	66	33·99	94·38	121	62·32	173·03	176	90·64	251·68
12	6·18	17·16	67	34·50	95·81	122	62·83	174·46	177	91·16	253·11
13	6·70	18·59	68	35·02	97·24	123	63·35	175·89	178	91·67	254·54
14	7·21	20·02	69	35·54	98·67	124	63·86	177·32	179	92·19	255·97
15	7·73	21·45	70	36·05	100·10	125	64·38	178·75	180	92·70	257·40
16	8·24	22·88	71	36·57	101·53	126	64·89	180·18	181	93·22	258·83
17	8·76	24·31	72	37·08	102·96	127	65·41	181·61	182	93·73	260·26
18	9·27	25·74	73	37·60	104·39	128	65·92	183·04	183	94·25	261·69
19	9·79	27·17	74	38·11	105·82	129	66·44	184·47	184	94·76	263·12
20	10·30	28·60	75	38·63	107·25	130	66·95	185·90	185	95·28	264·55
21	10·82	30·03	76	39·14	108·68	131	67·47	187·33	186	95·79	265·98
22	11·33	31·46	77	39·66	110·11	132	67·98	188·76	187	96·31	267·41
23	11·85	32·89	78	40·17	111·54	133	68·50	190·19	188	96·82	268·84
24	12·36	34·32	79	40·69	112·97	134	69·01	191·62	189	97·34	270·27
25	12·88	35·75	80	41·20	114·40	135	69·53	193·05	190	97·85	271·70
26	13·39	37·18	81	41·72	115·83	136	70·04	194·48	191	98·37	273·13
27	13·91	38·61	82	42·23	117·26	137	70·56	195·91	192	98·88	274·56
28	14·42	40·04	83	42·75	118·69	138	71·07	197·34	193	99·40	275·99
29	14·94	41·47	84	43·26	120·12	139	71·59	198·77	194	99·91	277·42
30	15·45	42·90	85	43·78	121·55	140	72·10	200·20	195	100·43	278·85
31	15·97	44·33	86	44·29	122·98	141	72·62	201·63	196	100·94	280·28
32	16·48	45·76	87	44·81	124·41	142	73·13	203·06	197	101·46	281·71
33	17·00	47·19	88	45·32	125·84	143	73·65	204·49	198	101·97	283·14
34	17·51	48·62	89	45·84	127·27	144	74·16	205·92	199	102·49	284·57
35	18·03	50·05	90	46·35	128·70	145	74·68	207·35	200	103·00	286·00

36	18·54	51·48	91	46·87	130·13	146	75·19	208·78	205	105·58	293·15
37	19·06	52·91	92	47·38	131·56	147	75·71	219·21	210	108·15	300·30
38	19·57	54·34	93	47·90	132·99	148	76·22	211·64	215	110·73	307·45
39	20·09	55·77	94	48·41	134·42	149	76·74	213·07	220	113·30	314·60
40	20·60	57·20	95	48·93	135·85	150	77·25	214·50	225	115·88	321·75
41	21·12	58·63	96	49·44	137·28	151	77·77	215·93	250	128·75	357·50
42	21·63	60·06	97	49·96	138·71	152	78·28	217·36	275	141·63	393·25
43	22·15	61·49	98	50·47	140·14	153	78·80	218·79	300	154·50	429·00
44	22·66	62·92	99	50·99	141·57	154	79·31	220·22	400	206·00	572·00
45	23·18	64·35	100	51·50	143·00	155	79·83	221·65	500	257·50	715·00
46	23·69	65·78	101	52·02	144·43	156	80·34	223·08	600	309·00	858·00
47	24·21	67·21	102	52·53	145·86	157	80·86	224·51	700	360·50	1,001·00
48	24·72	68·64	103	53·05	147·29	158	81·37	225·94	800	412·00	1,144·00
49	25·24	70·07	104	53·56	148·72	159	81·89	227·37	900	463·50	1,287·00
50	25·75	71·50	105	54·08	150·15	160	82·40	228·80	1,000	515·00	1,430·00
51	26·27	72·93	106	54·59	151·58	161	82·92	230·23	1,500	772·50	2,145·00
52	26·78	74·36	107	55·11	153·01	162	83·43	231·66	2,000	1,030·00	2,860·00
53	27·30	75·79	108	55·62	154·44	163	83·95	233·09	3,000	1,545·00	4,290·00
54	27·81	77·22	109	56·14	155·87	164	84·46	234·52	4,000	2,060·00	5,720·00
55	28·33	78·65	110	56·65	157·30	165	84·98	235·95	5,000	2,575·00	7,150·00

COINAGE of the Undermentioned Country with Equivalent Value in Canadian Currency.

Country.	Monetary Unit.	Equivalent Value in Canadian Currency.	Weights in use.
		Cents.	
Russia	Rouble	51·5	Pood = 36 pounds.

PART VII

TRADE OF FOREIGN COUNTRIES

AND

TREATIES AND CONVENTIONS

TRADE OF FOREIGN COUNTRIES.

The following tables and other information, respecting the trade, &c., of several representative Foreign Countries, have been compiled for the purpose of showing in as concise a manner as possible the aggregate, as well as the distribution, of the trade of such countries during each of a period of years to date of the latest available report.

ALASKA.

VALUE of the Total Imports and Exports from and to each Principal Country during the Years ended June 30, 1907 to 1911, inclusive.

Imports.					Countries.	Exports.				
1906-7.	1907-8.	1908-9.	1909-10.	1910-11.		1906-7.	1907-8.	1908-9.	1909-10.	1910-11.
$	$	$	$	$		$	$	$	$	$
.....	.....	.....	.....	.....	....United Kingdom..	.....	.....	.....	.....	.....
8,587	10,132	.....	.....	.....	....Australasia	.....	.....	.....	.....	.....
971,689	643,314	523,347	531,139	515,940	..Canada	1,431,307	1,772,092	917,760	1,111,071	1,059,179
34,784	16,066	.....	.....	.....	....Japan	.....	.....	.....	.....	.....
119,131	107,462	123,984	88,209	160,231	....Russia (Asiatic)..	58,379	85,813	43,341	56,943	77,566
18,402,765	16,577,903	17,762,600	18,670,339	16,205,730	....United States.....	12,155,198	10,967,777	13,110,910	12,440,380	14,055,329
.....	.....	.....	.....	.....	....Other Countries.....	.....	.....	.....	.....	.....
19,536,956	17,354,877	18,409,931	19,289,687	16,911,901	..... Totals.....	13,644,884	12,825,682	14,072,011	13,608,394	15,192,074

ARGENTINE REPUBLIC.

VALUE of the Total Imports for Consumption and Exports of Domestic Produce (Merchandise only) from and to each Principal Country during the Years ended December 31, 1906 to 1910, inclusive.

NOTE:—Peso=96·5 cents.

Imports.					Countries.	Exports.				
1906.	1907.	1908.	1909.	1910.		1906.	1907.	1908.	1909.	1910.
Pesos.	Pesos.	Pesos.	Pesos.	Pesos.		Pesos.	Pesos.	Pesos.	Pesos.	Pesos.
94,829,938	97,936,000	93,371,000	99,198,269	109,377,394	United Kingdom	13,264,038	53,716,000	78,325,000	80,745,066	80,793,485
32,269	58,000	47,000	56,841	64,396	Africa	3,958,031	1,416,000	860,000	111,972	337,254
...	...	...	261,576	78,411	Australia	...	...	...	...	...
...	...	...	2,966,802	3,466,115	Austria Hungary	...	...	...	1,254,599	1,867,703
12,228,040	15,897,000	12,753,000	13,570,074	19,598,982	Belgium	25,621,395	29,592,000	35,778,000	41,306,799	30,480,743
134,112	127,000	156,000	154,799	138,335	Bolivia	328,598	608,000	594,000	498,773	578,478
6,641,025	7,849,000	7,286,000	8,177,805	9,103,594	Brazil	11,891,315	14,018,000	15,096,000	16,628,413	17,542,026
...	...	...	6,037,304	5,950,806	British Possessions	...	...	...	1,274	281,577
...	...	...	1,891,530	2,577,506	Canada	...	...	...	...	...
528,215	555,000	727,000	452,681	481,549	Chili	1,358,537	1,851,000	1,538,000	2,671,567	2,706,566
...	...	...	589,833	527,536	China	...	...	...	...	...
679,581	577,000	681,000	648,491	850,711	Cuba	247,391	724,000	289,000	543,958	762,759
...	...	...	50,392	47,409	Denmark	...	...	...	1,511,550	1,225,088
...	...	...	781,709	15,164	Dutch Possessions	...	...	...	...	...
...	...	...	27,910	6,858	Ecuador	...	...	...	...	...
26,744,875	25,468,000	26,477,000	30,801,132	33,650,640	France	35,763,354	37,762,000	28,914,000	38,996,004	37,761,712
38,416,259	45,811,000	37,847,000	44,555,770	61,128,888	Germany	39,417,196	36,423,000	34,752,000	41,353,332	45,054,817
...	...	...	1,010	...	German Possessions	...	...	...	22,289	10,103
...	...	...	131,991	52,598	Greece	...	...	...	...	...
24,123,636	24,003,000	24,913,000	26,868,106	31,776,115	Italy	6,906,124	5,219,000	7,908,000	12,635,710	10,474,862
...	...	...	304,270	763,365	Japan	...	...	...	...	...
...	...	...	7,949	10,117	Mexico	...	...	...	...	...
1,511,744	1,762,000	2,038,000	2,211,110	2,517,189	Netherlands	2,975,238	4,174,000	5,300,000	6,052,385	4,300,508
...	...	...	905,483	1,012,719	Norway	...	...	...	421,081	251,247
1,308,972	1,414,000	1,510,000	1,660,174	1,554,777	Paraguay	205,014	183,000	214,000	150,478	143,250
...	...	...	511,440	462,990	Peru	...	...	...	675	35,071
327,043	290,000	356,000	298,971	358,279	Portugal	...	30,000	822,000	266,032	1,020,429
...	...	...	174,619	561	Roumania	...	...	...	...	...
...	...	...	739,915	484,403	Russia	...	...	...	241,985	169,637
7,368,269	7,294,000	8,618,000	9,326,621	10,910,910	Spain	2,572,576	1,936,000	2,600,000	3,200,259	2,870,077

ARGENTINE REPUBLIC.

VALUE of the Total Imports for Consumption and Exports of Domestic Produce (Merchandise only), &c.—*Concluded.*

Imports.					Countries	Exports				
1906.	1907.	1908.	1909.	1910.		1906.	1907.	1908.	1909.	1910.
Pesos.	Pesos.	Pesos.	Pesos.	Pesos.		Pesos.	Pesos.	Pesos.	Pesos.	Pesos.
.....	.....	.....	3,065	746	....Spanish Possessions	.....	.....	.....	34,516	22,522
.....	.....	.....	850,132	1,201,049	....Sweden	.....	.....	.....	770,738	743,195
.....	.....	.....	2,568,763	2,521,594	....Switzerland	.....	.....	.....	.....	.....
.....	.....	.....	61,090	113,143	....Turkey	.....	.....	.....	5,302	.....
39,474,894	38,842,000	35,597,000	43,068,829	48,418,892	....United States	13,332,112	10,940,000	13,023,000	26,066,790	25,323,561
1,833,241	2,473,000	2,207,000	2,496,611	2,262,394	....Uruguay	5,034,440	1,335,000	774,600	1,363,901	1,533,957
13,788,408	15,505,000	18,389,000	343,028	284,521	...Other Countries	99,378,470	96,277,000	139,218,000	120,495,080	106,335,428
269,970,521	285,861,000	272,973,000	302,756,095	351,770,656	.... Totals	292,253,829	296,204,000	366,005,000	397,350,528	372,626,055

ARGENTINE REPUBLIC.

TOTAL Quantities and Values of the Principal Articles Imported for Consumption (Merchandise only) during the Years ended December 31, 1906 to 1910, inclusive.

NOTE: Peso = 96·5 cents. Kilog. = 2·204 lbs. Ton = 2,204 lbs. Hectolitre = 21·99 galls. Metre = 39·37 inches.

ARTICLES.	1906.		1907.		1908.		1909.		1910.	
	Quantity.	Value.	Quantity.	Value.	Quantity.	Value.	Quantity.	Value.	Quantity.	Value.
		Pesos.		Pesos.		Pesos.		Pesos.		Pesos.
Live stock	.....	2,526,602	.....	2,035,913	.....	1,768,739	.....	1,545,853	.....	964,442
Food stuffs:—										
Animal foods										
Cheese ... Kilogs.			3,295,688	1,318,277	3,667,612	1,467,044	4,030,057	1,611,863	4,325,476	1,730,189
Fish, Codfish ... "			3,157,192	458,819	3,868,278	558,244	4,205,286	616,034	4,122,768	603,231
Fish, preserved "			1,090,521	381,683	1,762,940	617,025	1,306,076	457,124	1,457,177	510,009
Sardines "	.....	3,837,843	3,140,395	785,098	3,203,978	800,992	3,204,330	801,082	3,775,833	938,957
Other			.....	177,355	.....	300,646	.....	343,570	.....	320,338
Other animal foods			.....	382,661	.....	532,976	.....	704,228	.....	944,147
Vegetable foods and fruits	.....	1,131,828	.....	1,168,344	.....	2,010,849	.....	2,056,871	.....	1,914,448
Spices and condiments	.....	1,377,046	.....	4,020,034	.....	4,566,893	.....	2,953,076	.....	5,606,643
Legumes and cereals—										
Malt ... Kilogs.			16,374,341	818,716	15,557,207	777,860	14,759,757	737,988	18,369,012	918,450
Rice "	.....	3,289,527	36,337,227	2,535,400	39,260,225	2,295,673	41,364,436	2,592,651	50,865,153	2,777,114
Other legumes and cereals			.....	222,029	.....	728,270	.....	949,169	.....	1,124,361
Substances for infusions and hot beverages—										
Coffee ... Kilogs.			9,827,354	1,182,673	10,038,351	1,208,546	11,617,423	1,400,356	12,244,268	1,475,064
Tea "			1,285,332	771,197	1,880,329	1,128,196	1,720,264	1,032,157	1,703,311	1,021,987
Verba-maté "	.....	7,311,343	48,565,202	5,307,731	47,356,151	5,230,916	46,995,082	5,198,205	48,824,884	5,359,976
Other substances for infusions, &c			.....	631,216	.....	593,494	.....	664,727	.....	746,664
Flour, macaroni, fancy bread and fecula	.....	711,961	.....	754,703	.....	731,473	.....	895,590	.....	1,149,681
Tobacco and applications	.....	4,911,079	.....	5,010,491	.....	5,557,649	.....	6,201,028	.....	6,081,719
Drinks—										
Wines	.....	8,807,932	.....	9,614,031	.....	9,913,215	.....	9,828,044	.....	10,874,638
Spirits and liquors	.....	2,465,514	.....	2,417,921	.....	2,664,359	.....	2,859,592	.....	3,234,862
Sundries	.....	520,593	.....	601,787	.....	702,207	.....	722,850	.....	841,651

ARGENTINE REPUBLIC.

TOTAL Quantities and Values of the Principal Articles Imported, &c—*Continued.*

ARTICLES.	1906.		1907.		1908.		1909.		1910.	
	Quantity.	Value.	Quantity.	Value.	Quantity.	Value.	Quantity.	Value.	Quantity.	Value
		Pesos.		Pesos.		Pesos.		Pesos.		Pesos.
Textiles, raw and manufactured :—Silk—										
Silk tissues, pure... ..Kilogs.			91,109	1,334,191	104,214	1,523,017	131,642	1,922,111	137,325	1,973,062
" mixed with cotton... ..... "			142,846	571,381	149,849	599,396	221,553	898,212	279,757	1,119,028
Silk tissues, mixed with wool..... ..... "	.....	3,701,122	84,216	356,864	74,442	297,768	110,628	412,512	203,814	815,256
Other silk.....			.....	2,257,150	.....	2,631,959	.....	3,307,016	.....	3,653,036
Wool—										
Velvet, imitation of... Kilogs.			526,266	667,892	375,909	558,829	492,277	719,891	677,569	960,465
Woollen tissues, pure.. "			1,709,213	4,475,916	1,715,556	4,312,536	1,992,839	5,377,485	2,158,213	6,647,475
" mixed with cotton... . . "	.....	10,695,037	1,210,176	1,425,810	1,080,952	1,304,285	1,512,095	1,813,746	1,411,588	1,695,206
Woollen yarn..... "			535,881	428,704	395,561	316,446	491,119	392,895	88,814	14,407
Other wool.....			.....	3,679,697	.....	3,830,519	.....	4,265,614	.....	4,997,759
Cotton—										
Cloth, bleached. .... Kilogs.			4,051,020	3,338,813	4,390,796	3,536,452	4,694,149	3,986,668	4,724,074	3,862,025
" unbleached.... "			1,794,133	897,067	2,108,058	1,054,029	2,418,007	1,209,002	1,639,537	819,769
" printed..... "			5,018,184	1,656,580	4,324,896	3,994,317	4,224,663	3,800,541	4,474,992	4,085,792
" dyed & coloured "			9,517,054	8,237,113	10,348,198	8,931,138	13,683,066	11,148,373	18,044,547	15,182,411
Handkerchiefs..... "			296,798	556,587	487,241	788,745	429,111	695,067	192,149	866,573
Lace and net.. ..... "	.....	31,670,629	326,636	1,263,556	310,925	1,193,345	377,688	1,368,826	522,027	1,993,848
Socks and stockings... "			383,285	880,234	531,008	1,221,226	628,306	1,445,103	659,010	1,499,702
Sacks..... "			731,286	365,642	886,362	443,181	755,122	377,561	788,397	394,199
Thread on spools. Doz.			2,883,914	471,594	2,097,261	386,603	3,416,803	627,025	3,047,863	659,535
Yarn. ... . Kilogs.			3,458,486	1,487,783	3,411,802	1,571,371	4,984,794	2,159,986	4,520,315	1,949,088
Other cotton.			.....	3,136,305	.....	3,078,622	.....	3,931,066	.....	4,603,488
Sundries	.....	8,062,951	.....	6,863,979	.....	8,337,534	.....	9,734,996	.....	10,543,043
Oils :—										
Lubricating . ... Kilogs.			7,864,982	808,519	17,689,700	1,789,277	27,170,401	2,776,669	39,842,625	4,035,379
Olive ... . "			14,041,086	2,524,890	20,329,523	3,545,554	17,302,546	3,113,426	22,144,940	3,929,892
Petroleum..... Hectol.	.....	7,880,973	618,358	1,855,073	645,799	1,937,396	720,872	2,162,616	713,055	2,139,166
Other. .			.....	2,896,289	.....	3,779,496	.....	3,800,232	.....	3,788,002

Chemical, medicinal and pharmaceutical substances and products:—									
Chloride of sodium.....Hectol.			27,907,634	358,990	44,244,240	578,739	.....	420,939	.....	476,318
Medicines, prepared.....Cases			15,852	1,622,465	17,690	1,764,025	17,432	1,743,932	23,278	2,362,103
Perfumery..... "			8,718	887,896	9,344	1,007,373	11,176	1,108,161	11,690	1,469,105
Pitch.....Kilogs.	.....	7,582,859	10,526,146	315,783	10,672,635	320,180	12,786,692	383,600	13,071,808	392,152
Sulphate of copper..... "			583,424	89,827	1,332,244	202,200	1,132,288	175,444	1,147,961	180,794
Wood pulp..... "			18,527,403	555,822	18,112,328	543,369	15,353,016	460,587	26,437,060	793,111
Other chemicals, &c.....			.....	1,128,098	.....	4,773,267	.....	5,910,740	.....	6,916,024
Paints and dyes.....	.....	1,640,435	.....	1,557,013	.....	1,700,685	.....	1,997,105	.....	2,305,042
Timber:—										
Unmanufactured										
Pitch pine.....Cub. metres			488,559	7,820,247	428,816	6,866,914	641,688	11,205,764	560,055	8,961,296
Spruce pine..... "			220,761	3,090,681	203,870	2,854,217	200,340	2,907,314	226,025	3,166,584
White pine "	.....	15,605,263	133,773	2,656,440	106,205	2,083,245	134,278	2,547,220	124,222	2,458,682
Other unm'f'd.....			.....	2,232,021	.....	2,329,167	.....	2,887,232	.....	3,034,641
Manufactured										
Furniture.....Cases			19,908	1,996,362	17,151	1,725,585	19,408	1,949,422	23,992	2,406,695
Pianos.....No.	.....	3,586,171	4,825	747,596	1,352	704,085	5,766	928,194	6,626	1,019,162
Other m'f'd.....			.....	1,630,783	.....	1,737,650	.....	2,187,000	.....	2,576,838
Paper and applications:										
Paper and pasteboard										
Paper board.....Kilogs.			6,387,958	495,992	7,132,456	546,307	8,437,907	648,087	8,689,260	682,509
News..... "			12,219,470	733,169	12,968,348	778,098	16,386,564	983,191	23,602,091	1,416,124
Printing..... "	..	2,869,196	5,416,783	812,517	4,491,650	673,743	4,034,947	605,238	6,185,093	927,766
Writing..... "			2,893,195	433,980	2,568,139	385,220	3,082,370	462,352	3,311,437	496,715
Other paper, &c.....			.....	1,020,137	.....	901,521	.....	1,142,684	.....	1,261,887
Applications.....	.....	2,045,541	.....	2,206,469	.....	2,657,671	.....	2,796,807	.....	3,522,700
Leather and applications.....	.....	2,314,551	.....	2,044,811	.....	2,136,303	.....	2,581,165	.....	3,075,615
Iron and applications:										
Raw materials—										
Bars and columns.....Kilogs.			40,896,493	1,883,011	37,184,250	1,773,002	54,957,852	2,508,587	80,080,906	3,633,363
Iron, galvanized..... "			70,138,733	4,909,712	79,929,301	5,595,047	109,648,052	7,675,363	111,389,000	7,797,245
" in ingot and plate "			92,352,621	3,231,896	93,786,049	3,134,634	102,282,497	4,056,804	180,555,000	6,082,086
Screws, bolts, &c..... "	.....	18,145,967	16,122,825	1,688,078	12,526,883	1,332,159	13,334,312	1,534,851	16,879,323	2,119,578
Wire..... "			83,960,900	1,237,900	67,356,465	3,496,359	80,879,410	1,160,290	86,621,367	1,403,861
Other.....			.....	2,102,687	.....	1,833,130	.....	2,499,701	.....	2,782,072
Iron and steel manufactures—										
Cutlery.....			.....	648,058	.....	157,873	.....	552,813	.....	688,887
Household wares.....			.....	554,905	.....	1,006,472	.....	989,724	.....	1,124,773
Machines, sewing.....No.			57,485	659,042	50,343	594,596	50,596	581,482	72,373	860,161
" other.....			.....	5,454,723	.....	3,869,098	.....	4,875,716	.....	5,871,396
" parts of.....	.....	20,594,975	.....	2,127,824	.....	2,095,123	.....	1,940,262	.....	2,179,691
Motors.....			.....	729,426	.....	672,986	.....	617,003	.....	590,963
Pipes.....Kilogs.			34,147,426	1,862,270	27,143,644	1,832,628	36,773,629	2,342,582	38,990,496	2,743,258
Tools.....			.....	818,846	.....	627,388	.....	757,201	.....	881,904
Other iron and steel m'f's.....			.....	5,831,010	.....	4,980,171	.....	6,001,278	.....	7,139,394

ARGENTINE REPUBLIC.

TOTAL Quantities and Values of the Principal Articles Imported, &c.—*Concluded.*

Articles.	1906.		1907.		1908.		1909.		1910.	
	Quantity.	Value.	Quantity.	Value.	Quantity.	Value.	Quantity.	Value.	Quantity.	Value.
		Pesos.		Pesos.		Pesos.		Pesos.		Pesos.
Metals, other:										
Unmanufactured—										
Lead in ingots.... Kilogs.			6,108,678	192,355	6,740,980	571,972	7,534,280	609,857	7,551,601	611,943
Tin plates.... "	....	2,211,703	9,002,397	875,866	9,281,954	934,101	10,867,776	1,076,995	16,528,066	1,603,353
Zinc.... "			6,448,778	705,806	6,682,655	733,537	4,016,933	435,506	7,392,059	803,046
Other unm'f'd metal....			....	454,581	....	583,309	....	580,509	....	711,778
Manufactured—										
Articles m'f'd of copper and bronze.... Kilogs.			718,075	578,566	950,886	661,772	1,052,961	845,374	1,361,298	1,047,239
Articles m'f'd of other metals....			....	830,610	....	1,225,180	....	1,459,728	....	2,145,844
Clocks.... No.	....	6,380,427	178,911	170,563	138,281	188,015	202,020	346,789	289,014	324,264
Jewellery....			....	598,024	....	1,143,553	....	1,343,786	....	1,672,296
Watches.... No.			391,454	1,148,464	384,830	1,213,162	641,985	1,865,428	658,533	2,047,129
Other m'f'd metal....			....	1,688,271	....	1,495,265	....	1,646,852	....	1,903,563
Agriculture—										
Bags.... Kilogs.			1,417,427	226,787	2,185,509	349,680	432,044	69,128	1,333,292	213,327
Binder twine.... "			13,655,666	2,731,133	9,196,969	1,839,393	6,304,946	1,260,989	8,180,327	1,636,066
Ploughs.... No			58,196	1,032,120	29,775	548,198	69,031	1,366,885	99,566	1,870,225
Reapers.... "			17,334	1,225,828	18,772	1,540,870	13,672	1,101,552	18,513	1,308,265
Sackcloth.... Kilogs.			43,135,264	6,470,291	45,125,067	6,768,759	42,007,661	6,301,149	35,070,725	5,260,610
Seeders.... No.	....	17,158,545	13,975	264,836	9,528	206,768	19,242	424,744	31,472	553,605
Seed Clover.... Kilogs.			6,517,304	3,258,651	2,100,849	1,050,424	1,711,012	855,520	3,554,613	1,777,307
Other.... "			2,971,983	1,430,117	1,873,553	553,929	3,458,941	1,711,140	4,420,254	2,148,315
Shovels, picks and spades "			1,746,353	287,371	1,237,672	225,206	2,222,759	360,446	1,964,096	330,304
Threshers.... No.			490	687,331	969	1,313,107	1,576	1,183,565	807	995,840
Other agriculture....			....	927,104	....	1,443,504	....	2,016,492	....	2,827,959
Locomotion and conveyances—										
Automobiles.... No.			610	782,520	495	543,224	831	793,656	1,581	1,368,209
Fish plates.... Kilogs.			19,004,890	2,287,786	11,716,456	1,405,974	12,243,973	1,469,280	19,832,571	2,379,907
Locomotives.... No.			467	8,067,454	206	3,394,498	272	4,188,842	297	4,559,785
Railway materials....			....	10,166,353	....	4,987,187	....	5,392,771	....	5,074,691

Rails ... Kilogs.	.....	35,055,364	249,137,793	9,956,721	194,642,157	7,785,686	219,500,388	8,780,016	275,306,000	11,012,249
Steel beams, columns, &c. "			132,869,000	7,972,111	53,053,230	3,183,193	26,298,220	1,577,893	252,482	15,149
Tramway materials			.....	501,968	.....	429,516	.....	267,084	.....	407,915
Tramway carriages ... No.			367	775,162	120	309,383	79	190,815	185	379,566
Wagons "			4,920	8,897,153	2,816	6,029,924	4,054	4,960,362	5,642	5,140,276
Other locomotion, &c.			.....	2,913,522	.....	2,631,752	.....	4,090,566	.....	4,757,436
Stone, clay and glass:										
Unmanufactured										
Coal and coke ... Tons	..	21,606,212	2,357,449	16,517,284	2,768,977	19,409,351	2,234,305	15,686,808	3,353,506	23,501,698
Hydraulic earth ... Kilogs.			228,210,998	2,512,617	220,611,113	2,427,319	254,360,187	2,799,495	213,477,308	3,448,810
Other stone, clay, &c.			.....	1,803,417	.....	2,307,401				
Manufactured	.....	3,928,440	.....	5,429,291	.....	6,624,371	.....	10,146,999	.....	12,450,023
Electrical supplies	.....	3,430,031	.....	3,373,375	.....	3,329,290	.....	4,216,914	.....	5,741,530
Sundry articles and manufactures	.....	6,909,561	.....	10,628,716	.....	7,896,426	.....	8,257,635	.....	9,814,165
Total imports	.....	269,970,521	.....	285,860,683	.....	272,972,736	.....	302,756,095	.....	351,770,656

ARGENTINE REPUBLIC

TOTAL Quantities and Values of the Principal Articles of Domestic Produce Exported (Merchandise only) during the Years ended December 31, 1906 to 1910 inclusive.

NOTE:—Peso. = 96·5 cents. Kilog. = 2·204 lbs. Ton = 2,204 lbs.

ARTICLES.	1906.		1907.		1908.		1909.		1910.	
	Quantity.	Value.	Quantity.	Value.	Quantity.	Value.	Quantity.	Value.	Quantity.	Value
		Pesos.		Pesos.		Pesos		Pesos.		Pesos.
Animals, living										
Cattle ..... No.	71,106	1,676,145	74,841	2,062,390	60,916	1,876,820	132,450	4,087,820	89,733	4,056,150
Sheep ..... "	102,916	315,359	110,567	331,701	103,792	311,376	88,636	265,908	77,180	231,540
Other ..... "	.....	1,078,470	26,679	764,765	24,559	656,634	19,299	638,998	23,517	767,716
Bones and bone ash ..... Tons	26,023	875,000	30,341	1,205,581	28,506	1,423,701	28,903,712	1,364,189	30,942,757	1,461,208
Bran ..... "	178,517	3,249,888	213,632	4,638,274	209,771	4,733,313	207,238	4,483,317	250,777	4,521,783
Butter ..... "	4,405	1,762,130	3,035	1,214,173	3,550	1,419,867	3,993	1,597,089	2,876	1,150,610
Grain and Flour:										
Maize ..... Kilogs.	2,693,739,000	53,365,687	1,276,732,000	29,653,979	1,711,804,000	41,556,865	2,273,412,000	58,374,430	2,660,225,000	60,260,804
Wheat ..... "	2,247,988,000	66,561,181	2,680,802,000	82,727,747	3,636,294,000	128,842,610	2,514,130,000	106,038,940	1,883,592,000	72,202,260
Wheat flour ..... "	128,998,000	4,477,964	127,499,000	4,696,934	113,500,000	5,133,335	116,487,000	5,594,852	115,408,000	4,497,137
Grease and tallow ..... Tons	25,301	3,482,526	31,116	4,834,140	44,035	6,036,406	54,325	7,573,230	58,405	9,536,681
Hides, raw ..... Kilogs.	79,857,000	27,542,698	80,298,173	25,361,033	93,803,770	21,895,043	131,276,640	40,165,984	129,131,776	41,181,837
Linseed ..... Tons	538,496	25,915,861	763,736	36,081,221	1,055,650	49,004,704	887,222	43,713,358	604,877	14,604,395
Meat products										
Beef, frozen ..... "	153,809	15,380,897	138,222	13,822,162	180,814	18,081,443	210,657	21,065,747	253,707	25,370,845
Beef, salted ..... "	4,650	596,643	10,649	1,178,056	6,650	772,819	11,622	1,325,053	9,442	1,033,020
Mutton, frozen ..... "	67,388	5,391,055	69,785	5,582,781	78,846	6,307,688	66,495	5,319,612	75,101	6,008,133
Quebracho wood										
Extract ..... "	30,839	2,162,949	28,195	1,811,878	48,162	2,994,922	55,493	4,226,333	53,231	4,429,357
Logs ..... "	230,100	3,425,101	246,514	3,132,493	251,571	2,962,184	291,722	4,380,033	341,969	5,604,430
Sugar ..... Kilogs.	106,000	8,467	63,799	5,103	18,426	1,475	39,724	3,177	55,754	4,460
Wool, raw ..... "	140,110,000	58,402,771	154,810,000	59,252,948	175,538,000	47,246,183	176,682,000	59,921,751	150,599,000	58,847,699
Total value of principal and other articles exported....	.....	292,253,829	.....	296,204,369	.....	366,005,341	.....	397,350,528	.....	372,626,055

AUSTRALIAN COMMONWEALTH.

VALUE of the Total Imports and Exports from and to each Principal Country during the Years ended December 31, 1906 to 1910, inclusive. *(Including Coin and Bullion.)*

Imports (Direct).					Countries.	Exports.				
1906.	1907.	1908.	1909.	1910.		1906.	1907.	1908.	1909.	1910.
$	$	$	$	$	*British Empire.*	$	$	$	$	$
129,335,720	155,278,042	145,660,097	151,702,896	178,346,013	United Kingdom	159,889,705	165,347,818	143,448,932	150,463,380	183,465,118
24	88,082	.....	2,020	46,423	British North Borneo	136	34	910	243	3,869
279,488	267,448	444,686	471,142	.....	Burma	22,435	26,995	66,041	56,113	.....
1,478,255	1,879,361	1,562,400	2,474,286	3,160,934	Canada	(a)3,565,748	606,864	385,124	390,511	488,604
3,133,676	3,530,494	3,327,890	3,602,652	3,747,260	Ceylon	17,756,739	19,283,777	7,849,397	5,921,535	3,071,962
37,497	51,100	.....	155,334	300,892	Christmas Island	939	813	.....	2,083	1,061
278,281	476,943	929,548	1,748,335	841,861	Fiji	1,501,804	1,551,430	1,536,528	1,636,602	2,033,761
1,120,847	1,269,188	1,205,420	1,175,460	1,190,990	Hong Kong	3,533,657	4,185,070	3,682,991	2,773,674	3,376,255
8,290,882	9,483,021	7,933,863	8,733,150	12,988,461	India	17,133,095	12,139,481	8,822,817	9,828,973	7,472,144
3,051	2,584	6,278	3,095	3,786	Malta	832	89,016	68,318	74,150	97,227
319,901	212,561	190,705	265,822	101,329	Mauritius	304,468	115,233	184,889	198,579	212,547
311,822	315,842	263,837	372,611	372,402	New Guinea (Papua)	236,248	258,916	271,624	368,738	588,389
15,361,580	12,581,618	11,079,438	10,683,856	10,725,189	New Zealand	11,639,933	12,483,102	10,988,636	11,395,908	11,678,214
4,526	4 448	10,804	2,141	3,733	Norfolk Island	30,889	37,950	33,142	33,288	30,631
755,584	773,026	1,286,109	768,227	1,523,627	Ocean Island	186,919	182,636	220,450	167,983	167,448
81,746	111,564	930,502	636,467	338,097	South African Union	9,048,491	10,126,739	8,084,787	9,849,797	8,886,689
1,234,220	1,494,607	1,871,560	2,384,224	2,862,461	Straits Settlements	2,344,648	2,722,423	2,802,767	2,163,774	2,651,433
89,825	71,739	53,131	28,636	72,016	Other British Possessions	100,791	53,196	25,711	28,496	24,214
162,116,925	187,891,668	176,756,268	185,210,354	216,625,504	.....Totals, British Empire	227,297,477	229,211,493	188,473,064	195,354,127	224,249,566
					Foreign Countries.					
.....	4,429	740	5,528	3,441	Alaska	.....	18,532	.....	.....	.....
3,523	146	88	146	63	Argentine Republic	255,359	85,064	330,860	467,122	462,562
42,963	67,783	82,476	62,707	49,586	Austria-Hungary	53,781	51,134	85,011	138,111	147,728
4,426,817	4,868,501	4,721,577	4,713,274	6,048,619	Belgium	23,380,771	27,818,202	18,028,318	23,133,768	28,952,092
29	28,538	109,919	4,297	84,412	Borneo (Dutch)	123	3,490	5,377	15,924	20,829

(a) Includes $3,212,000 of coin and bullion.

AUSTRALIAN COMMONWEALTH.

VALUE of the Total Imports and Exports from and to each Principal Country, &c.—*Concluded.*

Imports (Direct).					Countries.	Exports.				
1906.	1907.	1908.	1909.	1910.		1906.	1907.	1908.	1909.	1910.
$	$	$	$	$	*Foreign Countries*—Concluded.	$	$	$	$	$
175,701	101,074	138,448	32,222	286,652	Chile	3,172,128	2,677,285	2,164,552	1,258,428	1,578,236
283,912	395,553	337,562	214,634	385,781	China	1,084,245	2,026,680	1,363,957	738,117	555,048
.....	1,903	1,990	1,042	399	Cochin China	3,752	35,215	5,610	18,211	25,949
37,828	42,389	13,631	9,178	8,627	Cuba	.....	.....	.....	.....	.....
10	2,180	.....	.....	24	Ecuador	34,105	19,841	96,428	34,684	18,644
59,218	76,660	88,272	119,793	140,535	Egypt	316,903	350,351	2,302,760	575,084	700,070
2,251,427	2,367,877	2,334,257	1,995,085	2,441,042	France	27,024,868	39,658,369	25,074,346	31,539,806	44,340,868
15,596,908	17,282,774	17,077,717	16,211,553	18,389,508	Germany	18,133,073	25,016,516	14,808,500	31,120,552	35,723,547
283,668	290,248	211,067	201,777	73,307	Greece	5	5	92	4,694	307
.....	.....	.....	.....	.....	Guam	29,444	.....	11,037	63	2,083
6,429	10,113	14,615	9,665	15,194	Hawaii	231,060	329,400	375,439	268,951	305,626
901,535	1,193,988	1,122,112	1,171,076	1,338,290	Italy	872,097	913,089	1,649,026	1,196,509	1,837,269
2,066,304	2,634,258	2,646,440	2,927,465	3,496,515	Japan	5,889,338	3,437,225	6,170,753	9,162,434	3,197,677
2,422,700	1,081,519	1,540,013	5,143,506	2,625,114	Java	1,022,491	1,337,895	1,267,007	1,512,087	1,680,533
29	1,538	2,098	394	526	Kaiser Wilhelm's Land	32,884	39,873	47,742	13,688	50,205
19	24	.....	35,764	44	Marshall Islands	108,342	186,783	123,501	97,153	101,786
.....	.....	491	15	.....	Mexico	173,030	126,670	158,818	46,127	107,437
737,971	638,760	844,503	746,196	1,090,129	Netherlands (Holland)	1,629,885	1,617,076	1,293,146	1,074,189	1,807,738
17,627	32,913	5,420	3,587	15,593	New Pommern	138,101	162,965	180,270	205,359	263,267
16,482	24,431	414	63	180	New Guinea (Dutch)	29,414	25,720	8,900	19,529	22,499
164,328	213,067	181,775	165,360	194,375	New Caledonia	594,921	559,988	529,299	539,041	601,968
1,495,439	1,624,513	1,531,467	2,098,857	2,679,738	Norway	151	107,110	5,227	4,093	9,023
.....	.....	565	253	5,051	Peru	1,248,966	1,298,772	464,377	805,794	1,301,303
137,221	465,166	406,858	441,976	517,215	Philippines	2,123,760	2,776,570	2,912,332	2,586,332	2,303,237
97,478	83,930	132,690	65,416	107,325	Portugal	.....	.....	.....	.....	16,799
10,088	51,295	430,694	180,387	416,937	Russia	562,625	587,713	366,003	2,964	8,726
721,829	820,277	704,631	741,136	935,052	South Sea Islands, including New Hebrides	763,814	895,457	855,433	1,307,824	1,446,179
104,964	69,574	59,038	65,768	164,050	Spain	741,548	12,215	102	333,464	3,280
2,292	190,793	84,388	103,109	115,641	Sumatra	28,631	34,081	37,001	57,222	78,597
254,556	724,977	1,005,521	1,600,111	1,755,081	Sweden	73,511	6,258	9,864	2,599	11,558
131,814	187,571	187,357	164,460	154,590	Switzerland	20,435	17,423	6,613	4,876	827

42,062	33,103	34,738	42,885	43,050	Turkey	1,095	.....	263	.....	360
22,549,958	28,562,948	29,393,465	24,348,566	31,608,167	United States	b 21,115,011	11,706,284	11,657,934	12,648,773	7,782,296
193,511	70,816	153,184	198,925	254,484	Other Foreign Countries	1,203,306	1,260,591	2,081,519	1,570,303	5,807,877
55,566,670	64,245,626	65,600,194	63,826,206	75,444,337	Totals, Foreign Countries	112,092,970	125,199,842	124,507,417	122,530,875	138,274,030
162,116,925	187,891,668	176,756,268	185,210,354	216,625,504	Totals, British Empire	227,297,477	229,211,493	188,473,064	195,354,127	224,249,566
217,683,595	252,137,294	242,356,462	249,036,560	292,069,841	Grand totals	339,390,447	354,411,335	312,980,481	317,885,002	362,523,596

(b) Includes $11,575,691 of coin and bullion.

Imports into Australian Commonwealth by Countries of Origin.

Years ended December 31.	British Empire.						Foreign Countries.					
	Canada.	India.	New Zealand.	United Kingdom	Other British.	Total.	Belgium.	France.	Germany	United States.	Other Foreign.	Total.
	$	$	$	$	$	$	$	$	$	$	$	$
1906	1,486,752	8,372,336	14,545,377	11,467,808	7,079,990	42,952,263	2,171,755	7,170,386	19,121,697	27,280,644	18,986,850	74,731,332
1907	2,259,413	10,032,302	12,440,688	130,638,902	7,234,301	162,305,606	3,078,098	8,480,766	22,499,262	32,923,886	22,849,676	89,831,688
1908	2,592,727	8,519,001	10,689,307	123,003,351	8,488,074	153,322,460	3,097,490	8,610,227	21,814,307	32,031,650	23,450,328	89,034,002
1909	3,312,204	9,554,892	10,087,865	125,864,742	9,358,707	158,178,410	3,222,375	8,583,652	22,088,412	28,887,267	27,976,444	90,858,150
1910	3,903,286	13,560,864	10,230,458	148,046,628	9,148,441	184,889,680	4,151,713	9,508,177	25,380,377	37,274,530	30,862,364	107,180,161

AUSTRALIAN COMMONWEALTH.

TOTAL Quantities and Values of the Principal Articles of Merchandise Imported during the Years ended December 31, 1906 to 1910, inclusive.

ARTICLES.	1906.		1907.		1908.		1909.		1910.	
	Quantity.	Value.	Quantity.	Value.	Quantity.	Value.	Quantity.	Value.	Quantity.	Value.
		$		$		$		$		$
Aerated or mineral waters		50,209		64,035		54,886		41,128		51,670
Ale, porter and other beers..Galls.	2,407,334	1,871,305	2,591,121	1,998,661	2,593,140	2,008,887	2,487,314	1,871,987	2,761,863	2,411,304
Animals, living:										
Horses..No.	426	254,283	516	258,639	504	348,190	1,472	429,809	5,542	1,495,873
Sheep.. "	11,502	250,161	11,759	205,213	1,020	91,090	2,775	69,170	2,863	68,172
Other		74,236		94,778		86,646		54,477		76,217
Apparel:—										
Apparel and attire and articles N.E.S.		6,996,903		7,532,551		6,456,144		5,821,696		6,797,055
Minor articles for		1,149,716		1,135,451		1,105,959		1,570,079		1,873,112
Boots and shoes		1,407,006		1,468,448		1,347,210		1,375,695		1,755,231
Minor articles for		259,763		285,981		271,876		253,747		329,347
Corsets								773,946		893,860
Feathers, dressed		143,985		241,581		180,835		193,300		188,797
Furs		87,960		89,006		113,997		167,870		168,338
Gloves and mitts		1,132,371		1,373,446		1,242,733		1,428,269		1,429,758
Hats and caps		1,799,723		1,989,586		1,439,827		1,297,730		1,514,244
Minor articles for		654,016		701,705		601,009		923,129		1,137,787
Socks and stockings		2,248,828		2,534,263		2,435,275		2,658,354		2,967,688
Trimmings and ornaments		1,470,381		1,632,927		1,000,401		763,945		876,253
Umbrellas, &c., and parts		209,076		266,415		231,657		219,243		259,938
Arms, ammunition and explosives:										
Arms		498,687		487,746		609,014		514,680		783,193
Cartridges		775,148		675,376		537,810		610,323		557,136
Dynamite, gelatine blasting and gelatine dynamite..Lbs.	7,879,600	1,872,558	8,175,325	1,354,033	8,677,693	1,418,790	7,591,670	1,562,288	7,933,078	1,620,507
Explosives		259,889		164,980		195,168		429,288		323,517
Powder..Lbs.	1,181,097	174,960	2,052,847	225,297	2,278,463	280,127	3,338,472	384,898	2,398,569	270,962
Other		274,373		310,674		267,341		314,839		303,028
Articles for Army and Navy (excluding arms)		911,292		614,510		782,633		682,808		742,059
Articles for the Commonwealth		306,912		95,221		272,621		210,930		1,296,358

Art, works of	.....	94,968	.....	118,060	.....	47,948	.....	57,816	.....	58,147
Bags, baskets, &c., and minor articles for	.....	481,104	.....	681,664	.....	718,860	.....	804,436	.....	985,724
Bags, sacks, packs and bales :—										
Bran, chaff and compressed fodder bags ... Doz.	841,825	915,897	946,602	1,253,663	958,870	1,077,407	1,299,700	1,207,464	1,403,547	1,220,044
Corn and flour bags ... "	1,644,302	3,006,948	1,513,537	2,533,951	2,035,876	2,549,442	2,799,281	3,317,490	4,500,799	5,017,461
Wool packs ... No.	2,002,289	1,262,393	1,600,096	1,090,829	1,745,589	959,531	2,263,682	1,098,879	2,400,224	1,199,560
Other	.....	154,170	.....	411,628	.....	222,693	.....	196,619	.....	366,222
Blacking, including dressing, &c.	.....	310,790	.....	406,858	.....	262,474	.....	166,761	.....	126,130
Breadstuffs :—										
Arrowroot ... Lbs.	5,859	540	14,309	1,485	6,702	793	354,749	16,367	370,342	17,758
Biscuits ... "	219,198	44,448	159,082	33,858	214,289	12,637	232,715	44,005	250,404	45,255
Grain and pulse, unprepared :—										
Barley ... Cntls.	105,293	167,744	116,077	261,836	226,231	521,346	25,666	60,133	17,342	41,357
Beans and pease ... "	26,383	58,672	12,521	32,743	19,634	52,934	16,003	42,549	16,537	46,097
Maize ... "	13,847	15,783	17,543	26,966	152,165	239,882	351,715	507,919	74,889	95,163
Oats ... "	86,132	133,566	8,778	13,870	560,748	1,003,910	128,217	158,687	7,804	10,862
Wheat ... "	447	745	1,206	2,905	85	170	77	253	195	540
Other ... "	12,904	30,685	6,803	17,729	8,518	25,798	7,338	21,208	5,996	17,379
Grain and pulse, prepared :										
Bran, pollard and sharps .. Cntls.	5,214	3,893	22,295	24,552	19,880	24,747	29,300	32,470	17,875	15,632
Corn flour and maizena ... Lbs.	1,857,937	97,781	1,831,582	95,712	752,964	48,492	551,734	39,400	466,010	34,052
Flour ... Cntls.	17,528	13,040	7,473	18,571	3,561	9,923	1,600	4,375	3,638	9,325
Malt, including granulated maize and rice malt ... "	68,973	271,141	61,366	234,875	84,344	327,133	14,225	171,496	43,267	168,854
Oatmeal, wheatmeal, and rolled oats ... Lbs.	1,246,657	88,699	1,314,483	98,487	823,320	50,691	714,902	41,434	797,735	45,464
Rice ... Cntls.	543,720	1,199,163	582,164	1,296,441	592,439	1,347,551	584,536	1,148,572	666,228	1,205,240
Other	.....	4,745	.....	11,203	.....	14,614	.....	16,820	.....	15,710
Macaroni and vermicelli ... Lbs.	283,125	16,566	298,406	17,880	351,147	22,046	301,855	17,919	402,004	24,688
Sago and tapioca ... Cntls.	66,067	225,399	76,960	336,229	76,038	206,829	92,558	217,364	76,141	224,183
Bricks	.....	43,576	.....	51,825	.....	49,805	.....	47,090	.....	41,308
Broom corn, millet and rice straw ... Cntls.	61	218	512	2,964	1,237	9,149	5,459	33,663	1,822	13,626
Brushware	.....	709,306	.....	808,591	.....	514,514	.....	493,188	.....	642,838
Candles, tapers, &c. ... Lbs.	1,857,375	180,052	1,785,507	179,648	807,749	93,113	860,729	93,050	712,589	80,480
Cameos and precious stones, unset	.....	836,390	.....	1,014,626	.....	889,923	.....	1,232,386	.....	1,375,062
Caramel, caramel paste and caramel butter ... Lbs.	130,787	6,798	170,823	20,327	724,178	138,558	678,049	131,955	734,915	130,071
Cement, Portland, &c. ... Cwt.	793,928	349,256	513,326	248,288	915,003	439,368	848,337	377,989	1,612,001	675,231
China, parian or porcelain ware and mosaic flooring	.....	497,120	.....	679,805	.....	676,433	.....	516,951	.....	681,115
Clocks and parts thereof	.....	241,070	.....	350,040	.....	274,528	.....	279,041	.....	339,372
Coal ... Tons	15,566	65,631	14,738	48,307	14,599	48,647	15,889	72,294	309,424	1,614,147
Cocoa beans, cocoa shells and nibs, cocoa mass, paste or slab ... Lbs.	852,217	116,824	907,112	193,104	1,402,851	274,120	1,376,693	209,500	1,242,759	180,315
Cocoa and chocolate ... "	3,201,653	1,049,693	3,713,208	1,237,851	1,596,779	616,811	3,194,868	1,128,116	4,090,119	1,353,692
Coffee and chicory ... "	2,037,464	314,571	2,452,496	356,322	1,711,114	272,616	2,263,736	344,983	2,532,389	382,145

AUSTRALIAN COMMONWEALTH.

TOTAL Quantities and Values of the Principal Articles of Merchandise Imported, &c.—*Continued.*

ARTICLES.	1906.		1907.		1908.		1909.		1910.	
	Quantity.	Value.	Quantity.	Value.	Quantity.	Value.	Quantity.	Value.	Quantity.	Value.
		$		$		$		$		$
Coke ..... Tons	6,104	39,030	9,835	64,483	10,204	66,235	43,962	219,297	16,891	106,400
Combs (toilet), and shaving sets	.....	.....	.....	.....	.....	139,196	.....	127,911	.....	172,002
Confectionery	.....	566,018	.....	688,117	.....	1,034,512	.....	788,829	.....	905,988
Cordage and twines	.....	983,694	.....	1,190,542	.....	1,169,884	.....	1,191,014	.....	1,208,374
Copra ..... Cwt.	195,593	853,267	219,675	973,606	194,867	719,688	242,622	1,049,710	236,379	1,191,457
Corks ..... Lbs.	.....	314,391	.....	373,643	949,481	392,404	836,990	336,436	853,340	331,361
Cork mats and other manufactures of cork	.....	13,169	.....	42,164	.....	33,040	.....	35,677	.....	52,049
Drugs, chemicals and pharmaceutical products:—										
Acids	.....	306,824	.....	279,936	.....	410,898	.....	259,515	.....	335,318
Calcium carbide ..... Cwt.	85,975	314,391	174,951	635,727	109,570	390,958	191,858	583,985	149,818	454,814
Cream of tartar ..... "	30,727	586,725	36,256	722,709	44,073	865,756	36,004	649,806	34,813	625,259
Dyes	.....	246,895	.....	239,950	.....	205,125	.....	141,026	.....	152,395
Insecticides, sheep washes, &c.	.....	255,665	.....	252,040	.....	259,919	.....	233,318	.....	295,358
Medicines	.....	1,059,147	.....	1,139,915	.....	1,110,218	.....	1,033,261	.....	1,238,858
Perfumery	.....	317,923	.....	390,452	.....	356,599	.....	392,078	.....	485,060
Potassium, cyanide of .... Lbs.	5,847,554	1,102,844	5,079,015	1,000,187	5,706,817	1,115,941	5,833,143	1,143,846	6,493,904	1,278,425
Soda ash ..... Cwt.	92,193	124,284	126,936	169,345	112,320	157,509	119,035	168,702	140,600	193,937
Soda, caustic ..... "	72,004	212,333	71,968	202,149	59,664	174,621	62,247	185,303	82,255	245,528
Sulphur (brimstone) ..... "	269,704	303,363	264,060	311,466	120,098	450,571	405,396	446,643	357,332	372,330
Other	.....	1,517,208	.....	1,721,520	.....	1,680,144	.....	1,494,018	.....	1,701,625
Earthenware	.....	739,304	.....	1,031,709	.....	972,924	.....	908,331	.....	1,156,773
Electrical materials	.....	1,258,126	.....	1,653,153	.....	1,793,113	.....	1,079,076	.....	1,740,476
Fancy goods	.....	1,361,523	.....	1,656,929	.....	1,566,322	.....	1,859,081	.....	2,491,738
Feathers, undressed	.....	18,571	.....	26,416	.....	24,635	.....	27,798	.....	25,400
Fertilizers ..... Cwt.	2,755,276	2,084,106	2,478,211	1,893,955	2,846,808	2,149,782	2,451,960	1,756,074	4,487,111	3,259,649
Fibres	.....	1,511,396	.....	1,886,855	.....	1,587,029	.....	1,694,904	.....	1,940,422
Fish:—										
Preserved in tins ..... Lbs.	15,217,617	1,511,859	14,286,228	1,539,423	16,211,930	1,951,440	15,440,066	1,808,550	17,309,279	2,269,721
Other	.....	293,800	.....	363,768	.....	526,121	.....	462,089	.....	467,842

Fruits:—										
Fresh		402,254		462,406		523,974		710,927		438,486
Dried		670,295		655,715		484,321		589,153		433,503
Preserved in liquid (includes vegetables)		151,353		126,007		173,521		177,614		229,804
Jellies and jams ... Lbs.	379,129	40,281	297,634	33,906	280,525	33,570	334,738	38,719	365,752	43,113
Nuts		202,540		332,233		250,186		281,357		384,934
Peel ... Lbs.	725,237	20,668	717,448	19,948	671,799	19,724	1,075,717	32,222	907,631	23,102
Gelatines, glue and cement		231,843		280,734		206,882		217,910		277,088
Ginger ... Lbs.	822,632	50,574	736,196	54,185	812,293	57,908	714,354	46,856	676,668	40,203
Glass and glassware		1,527,481		1,917,685		1,786,441		1,758,477		1,995,105
Glycerine, unrefined ... Lbs.	20,250	1,382	111,233	8,034		27,238		57,879		26,679
Greases ... Cwt.	21,526	94,677	21,980	103,456	16,906	86,145	17,279	77,327	18,241	85,935
Gums, &c ... "	9,980	73,492	11,918	101,090	9,139	90,929	10,061	97,348	11,818	103,830
Hair		41,250		52,833		53,261		80,870		75,418
Hides and skins		1,229,919		1,424,785		1,458,807		1,119,922		1,320,522
Hops ... Lbs.	1,412,569	296,365	1,020,898	241,869	973,814	200,740	847,791	184,675	1,135,182	292,861
Infants' and invalids' foods				263,087		345,942		433,965		520,627
India-rubber and mfrs. of (except boots and shoes)		1,792,203		2,034,724		2,122,154		2,456,547		3,321,000
Isinglass		36,573		37,819		43,138		41,629		39,634
Jewellery and imitation jewellery		1,676,269		1,794,432		1,237,583		1,322,527		1,383,515
Leather and mfrs. of (except boots and shoes)		2,183,362		2,216,440		1,912,824		2,214,027		2,235,085
Liquorice		93,075		111,647		74,771		63,169		65,759
Lime juice and other fruit juices, non-spirituous ... Galls.	43,468	31,740	45,131	30,947	58,024	43,196	42,927	36,968	52,329	46,350
Matches and vestas		635,124		759,536		882,491		758,592		720,291
Mats, &c., of coir						50,112		58,088		50,653
Metals:										
Machines and machinery—										
Agricultural, horticultural and viticultural		1,374,950		1,955,923		1,834,962		1,899,207		2,871,747
Cream separators		700,956		757,253		389,153		423,658		605,379
Electrical		1,032,074		1,996,447		1,193,039		1,570,279		1,563,791
Engines—Gas and oil		632,448		746,605		552,819		674,948		824,891
Portable and traction		529,566		583,902		612,465		574,953		577,810
Other		318,828		608,290		1,685,395		2,381,732		285,863
Machine tools		612,757		1,023,657		676,228		230,402		368,655
Mining		365,516		592,045		519,186		331,799		470,110
Motive power machinery and appliances (except electrical)						1,105,083		1,250,485		1,779,745
Printing		548,347		749,905		505,632		474,724		462,139
Sewing		685,601		921,571		848,420		916,208		1,232,907
Typewriters		245,888		312,932		316,222		331,531		424,836
Other		4,120,373		5,160,419		1,188,141		3,629,292		4,953,279

AUSTRALIAN COMMONWEALTH.

TOTAL Quantities and Values of the Principal Articles of Merchandise Imported, &c.—*Continued.*

ARTICLES.	1906.		1907.		1908.		1909.		1910.	
	Quantity	Value.	Quantity.	Value.	Quantity.	Value.	Quantity.	Value.	Quantity.	Value.
		$		$		$		$		$
Metals—*Con.*										
Ores and unmanufactured metals (except bullion):—										
Britannia metal, bronze, &c. ... Cwt.	7,384	146,438	10,236	207,203	8,508	147,937	10,383	161,792	12,161	203,136
Pig iron ... "	898,297	738,502	985,901	878,885	525,218	196,887	831,644	678,515	768,718	666,529
Quicksilver ... Lbs.	173,488	83,109	131,184	59,855	124,305	70,099	128,716	71,101	126,964	75,020
Other ...	...	402,133	...	488,657	...	391,129	...	210,026	...	322,514
Partly manufactured:										
Copper bars, &c. ... Cwt.	12,181	300,355	4,690	136,514	6,915	138,427	4,259	84,611	4,028	76,003
Iron and steel:—										
Bar, rod, angle and "T" "	999,633	2,147,538	1,225,852	2,919,270	1,312,851	2,793,500	1,381,236	2,704,947	1,959,864	3,822,805
Hoop ... "	110,783	259,826	127,715	331,600	120,449	282,851	136,920	297,120	144,375	322,645
Ingots, blooms, slabs, &c. ... "	88,083	137,138	88,795	194,258	102,010	146,019	92,183	155,242	175,648	249,894
Scrap ... "	321,939	246,005	290,665	246,998	295,616	232,519	346,575	193,922	305,185	236,749
Zinc, bar and scrap ...	...	...	...	15,077	...	16,288	...	123,385	...	280,612
Other ...	...	53,874	...	36,739	...	35,818	...	43,002	...	52,497
Other manufactures of metals:—										
Axles and springs ...	...	435,138	...	679,289	...	441,032	...	423,439	...	489,738
Brass pipes and tubes.. Cwt.	4,831	111,491	13,860	228,247	12,642	165,847	9,869	193,095	11,352	190,856
Brass work and gun-metal work.. ...	...	...	...	...	...	286,136	...	228,257	...	197,402
Bolts and nuts. ...	...	217,761	...	364,425	...	415,837	...	409,992	...	558,650
Copper:—										
Pipes and tubes. ... Cwt.	4,776	129,813	7,444	226,787	14,908	337,099	10,450	236,398	8,991	180,315
Sheets and plates.... "	...	...	11,247	360,887	15,861	317,997	14,518	290,987	14,777	289,649
Cutlery ...	...	682,652	...	808,441	...	830,409	...	871,907	...	1,080,078
Electric and gas appliances...	...	...	...	...	...	1,336,314	...	1,695,001	...	1,241,248
Girders, beams, bridge, iron and steel ... Cwt.	222,155	398,930	219,174	454,794	311,682	540,610	292,656	457,457	516,488	813,453
Iron and steel, plate and sheet.. ... "	1,703,408	6,176,812	2,102,948	7,989,548	1,782,619	6,541,530	2,315,094	8,235,174	2,998,922	9,990,000

Lamps, lamp-ware and gas stoves		492,939		739,524		755,783		775,299		959,687
Nails ... Cwt.	112,777	363,187	99,696	415,438	67,633	287,294	68,519	275,353	77,940	322,704
Pipes and tubes, iron and steel		1,717,062		2,338,949		2,357,481		2,583,747		2,700,678
Plated ware		832,234		1,043,856		838,984		968,369		1,172,526
Rails, fish-plates, &c., for railways and tramways		4,656,784		3,060,797		3,858,916		3,908,711		3,993,962
Tinned plates, plain		1,257,951		1,210,724		1,385,262		1,385,748		1,729,623
Tools of trade (not machine tools)		1,660,978		1,327,225		2,617,371		2,010,663		2,593,345
Wire		3,117,270		3,541,904		3,619,890		3,468,727		4,364,378
Wire netting		2,539,368		2,830,847		2,231,585		1,787,648		1,398,884
All other mfrs. of metal		5,619,005		7,238,397		5,906,094		5,582,061		8,076,905
Milk and cream ... Lbs.	10,672,265	921,338	9,279,091	829,659	9,145,306	876,914	7,439,232	709,249	8,513,158	658,445
Mustard ... "	756,925	205,198	798,046	228,062	669,691	196,044	767,372	226,076	836,580	239,538
Musical instruments :-										
Pianos ... No.	10,362	1,174,601	12,416	1,485,788	10,404	1,180,833	10,556	1,263,475	14,068	1,633,618
Other		468,655		549,238		431,440		425,400		559,248
Oils :—										
Benzine, benzoline and gasolene ... Galls.	856,494	165,291	862,238	164,026	1,567,219	312,313	1,626,483	358,152	2,616,853	516,534
Kerosene ... "	16,106,083	2,032,183	19,273,965	2,433,095	17,154,940	2,356,065	19,921,622	3,067,470	19,660,890	3,014,131
Linseed ... "	1,032,118	512,504	950,281	534,759	1,230,027	686,414	1,142,255	634,137	1,120,275	931,669
Lubricating ... "	2,837,331	680,287	2,359,059	631,055	2,286,589	559,983	2,611,845	600,162	3,139,421	709,818
Other		1,090,094		1,504,306		1,468,624		1,244,358		1,528,649
Oilmen's stores		625,167		461,973		381,162		452,400		539,888
Optical, surgical and scientific instruments		1,390,752		1,845,927		1,850,014		2,057,729		2,165,618
Packing, asbestos and other						193,616		192,769		195,149
Paints and varnishes		1,714,799		2,169,409		2,043,070		2,026,567		2,342,775
Paper :—										
Browns and sugar and fruit bag paper ... Cwt.	90,835	320,810	102,524	364,143	115,958	448,872	101,007	363,213	120,545	436,802
Hangings (wall)		218,717		240,389		273,511		245,318		300,279
Printing		2,129,521		2,477,114		3,124,127		2,868,404		3,558,487
Other		2,389,100		2,921,406		2,875,212		2,639,996		3,120,263
Personal and household effects		109,276		175,219		223,029		291,264		325,643
Pickles and sauces		480,826		560,411		524,139		535,036		619,006
Pipes (smoking)		429,503		591,757		789,100		527,210		587,811
Pitch and tar ... Cwt.	34,275	48,667	33,096	50,389	51,248	68,736	55,275	73,938	45,085	72,601
Plants, trees and bulbs		19,782		32,169		29,395		39,751		30,947
Plaster of Paris ... Cwt.	84,160	61,987	118,230	87,371	82,800	63,324	80,293	59,563	154,360	125,400
Provisions :—										
Butter ... Lbs.	70,143	15,247	20,885	4,428	40,874	11,523	80,111	19,847	71,695	17,374
Cheese ... "	304,951	56,127	299,711	60,205	566,808	99,440	367,504	71,637	303,155	67,024
Lard and refined animal fats ... "	64,561	6,297	36,625	4,769	313,060	37,381	358,213	44,526	198,897	27,122
Meats, poultry and game		346,365		290,963		321,842		342,614		350,122
Sausage casings		204,034		216,002		221,404		227,862		370,227
Salt		88,262		105,660		122,261		99,036		133,926

AUSTRALIAN COMMONWEALTH.

TOTAL Quantities and Values of the Principal Articles of Merchandise Imported, &c.—*Concluded.*

ARTICLES.	1906.		1907.		1908.		1909.		1910.	
	Quantity.	Value.	Quantity.	Value.	Quantity.	Value.	Quantity.	Value.	Quantity.	Value.
		£		£		£		£		£
Seeds :—										
Edible		210,924		122,362		184,549		149,289		148,117
Non-edible		364,853		320,280		419,506		471,059		373,139
Shellac ... Cwt.	1,183	58,132	1,983	100,793	1,939	62,522	2,184	48,384	1,761	35,493
Soap ... Lbs.	2,038,603	386,813	2,303,313	503,165	1,965,668	375,487	1,834,002	366,674	2,573,477	510,834
Spices, including curry powder		325,920		346,365		277,327		297,149		345,608
Spirits :—										
Brandy ... Galls.	282,858	698,668	243,355	717,507	270,436	726,311	234,609	642,083	271,234	746,605
Gin ... "	459,400	573,059	477,044	587,888	514,028	633,786	430,484	575,425	491,553	675,659
Rum ... "	269,330	138,048	380,908	231,614	309,559	224,578	373,797	333,716	329,956	284,652
Whiskey ... "	1,623,032	2,284,467	1,827,312	2,822,905	1,858,097	2,864,754	1,768,817	2,733,685	1,878,236	2,916,656
Other ... "	80,839	502,051	98,295	556,654	105,475	561,043	119,282	560,996	140,652	696,673
Sponges		29,769		41,405		45,523		43,990		43,011
Starch ... Lbs.	1,470,213	70,099	1,328,176	63,091	1,136,762	56,799	1,398,731	70,299	1,548,190	78,388
Stationery :—										
Books, printed, music, &c.		2,303,076		2,267,823		2,301,282		2,508,742		2,747,696
Other		1,686,013		1,809,665		1,854,628		1,587,652		1,794,924
Stone		323,113		485,494		434,873		462,396		520,520
Sugar :—										
Cane sugar ... Cwt.	839,519	2,140,925	123,351	375,993	391,048	1,194,742	1,993,967	5,464,599	680,166	1,979,317
Other, including molasses, &c.		166,596		189,337		156,882		244,761		246,968
Tea ... Lbs.	29,478,614	4,289,090	35,174,152	5,609,938	29,873,772	4,734,079	31,617,111	5,098,627	36,727,700	5,996,055
Textiles :—										
Blankets and blanketing		260,395		264,192		303,339		232,923		235,274
Carpets and carpeting		603,866		728,101		595,626		593,003		746,654
Cosies, cushions, &c.		1,720,785		2,083,726		1,535,871		1,564,448		2,067,370
Curtains		427,609		477,916		427,449		461,039		556,367
Floor cloths and floor coverings		1,556,817		2,009,476		1,958,006		2,151,262		2,680,969
Piece goods :—										
Canvas, duck, hessian		1,190,688		1,805,737		1,661,640		1,896,233		2,296,390
Cotton and linen		16,106,807		17,649,735		15,958,515		17,575,372		21,642,816

Flannelettes and imitation flannel			1,234,445		1,356,958		1,180,595		762,120		814,631
Silk, or containing silk			3,423,875		4,398,727		4,073,580		4,227,445		4,589,676
Velvets and velveteens			2,807,414		4,136,959		4,748,645		5,325,409		5,930,136
Woollens			10,140,935		11,433,187		9,766,815		9,567,584		10,445,681
Other piece goods			142,340		190,622		493,319		574,515		810,152
Rugs			268,845		310,418		180,641		311,676		348,896
Sewing silks			1,582,066		1,760,595		1,713,432		1,690,329		1,911,539
Other textiles			124,187		149,188		228,898		296,434		356,405
Tiles			131,872		187,060		169,823		176,076		224,286
Tobacco:											
Cigars	Lbs.	346,937	648,374	301,933	551,009	379,519	797,048	285,110	528,666	330,256	592,984
Cigarettes	"	160,811	270,339	149,176	239,761	109,315	181,862	110,605	181,381	114,851	196,404
Manufactured, including snuff	"	1,932,978	715,147	2,191,901	803,151	1,386,377	538,779	1,911,437	693,743	2,267,068	786,472
Unmanufactured	"	7,538,329	1,387,516	10,169,916	2,074,908	12,886,746	2,270,105	9,370,516	1,595,152	13,586,845	2,168,894
Vegetables			65,481		46,768		95,032		132,339		49,499
Vehicles:											
Bicycles, tricycles and similar vehicles and parts			894,148		1,074,706		997,457		883,670		968,267
Chassis for motor cars							1,376,795		2,119,501		3,378,664
Other vehicles and parts			1,274,190		2,126,018		980,867		906,665		1,473,845
Minor articles for vehicles					179,614		89,872		114,342		99,270
Vessels	No.	14	1,782,660	27	3,312,740	28	3,406,910	27	3,684,553	23	3,464,337
Vinegar	Galls.	229,697	106,249	254,095	132,714	238,179	127,589	292,702	163,705	284,290	157,101
Wax	Lbs.	6,457,692	388,424	6,215,783	407,096	3,567,498	266,854	6,378,895	418,737	9,071,986	536,472
Wines, fermented	Galls.	115,304	467,847	116,531	586,005	124,184	646,376	108,014	563,356	121,885	617,156
Wood:—											
Furniture			1,035,665		1,190,435		854,290		797,441		905,993
Minor articles for			153,529		228,553		249,139		325,716		326,641
Timber:—											
Dressed	Sup.ft.	48,209,322	1,515,275	62,131,784	1,832,811	48,104,666	1,581,652	57,924,923	1,833,429	65,609,803	2,316,689
Undressed—											
New Zealand pine	"	65,055,449	1,528,887	68,122,897	1,891,503	81,486,528	2,407,720	69,742,096	2,223,473	70,443,264	2,022,178
Other			3,199,195		3,745,425		4,453,238		3,524,460		5,111,343
Other timber			219,978		472,928		776,511		467,209		844,634
Wicker, bamboo or cane			120,864		126,237		143,216		139,698		201,329
Wood manufactures			493,932		733,592		941,029		715,317		842,108
Wool, raw	Lbs.	218,101	37,658	743,507	150,443	337,664	63,321	648,411	114,838	222,947	37,858
Yarns			587,679		795,359		849,501		814,991		962,505
All other articles			2,495,846		4,049,528		3,451,052		3,115,703		4,191,456
Total imports, mdse.			206,339,800		243,210,855		236,563,416		243,895,535		285,569,143
Coin and bullion:—											
Bullion											
Gold	Ozs.	508,820	10,054,840	356,180	6,943,892	238,940	4,626,131	255,706	4,866,102	241,691	4,653,682
Silver	"	313,668	164,965	3,657	2,424	6,103	3,353	20,004	11,164	45,388	24,528
Coin			1,123,990		1,980,123		1,163,562		263,759		1,822,488
Total imports			217,683,595		252,137,294		242,356,462		249,036,560		292,069,841

AUSTRALIAN COMMONWEALTH.

TOTAL Quantities and Values of the Principal Articles of Domestic Produce Exported during the Years ended December 31, 1906 to 1910, inclusive.

ARTICLES.	1906.		1907.		1908.		1909.		1910.	
	Quantity.	Value.	Quantity.	Value.	Quantity.	Value.	Quantity.	Value.	Quantity.	Value.
		$		$		$		$		$
Animals, living—										
Horses ... No.	10,764	1,240,274	12,591	1,534,922	9,665	1,090,513	7,801	837,612	12,153	1,221,256
Other, N.E.S.	...	292,935	...	262,907	...	193,007	...	167,282	...	271,468
Apparel and textiles	...	104,711	...	136,602	...	157,947	...	331,998	...	375,789
Bark for tanning ... Cwt.	431,896	790,605	358,167	644,064	257,591	492,044	225,178	445,850	295,459	579,975
Biscuits ... Lbs.	3,423,091	229,684	4,096,989	232,475	4,033,156	228,339	4,457,211	280,914	5,349,865	353,578
Bones, hoofs and horns	...	157,875	...	151,654	...	141,211	...	141,299	...	38,680
Books and periodicals	...	104,137	...	115,262	...	182,865	...	145,382	...	139,935
Coal ... Tons	2,061,804	4,350,810	2,647,557	6,322,052	2,560,842	6,564,773	1,580,986	4,076,262	1,701,875	4,423,649
Copper bars, strips, &c., ingots and copper matte ... Cwt.	747,135	14,641,698	854,323	16,796,356	733,195	10,593,059	676,761	9,378,281	765,176	10,334,829
Copper ore ... "	33,476	166,386	157,067	752,318	103,694	331,979	162,473	397,456	209,611	363,457
Drugs and chemicals	...	373,448	...	355,369	...	232,763	...	195,459	...	232,485
Fodder ... Cwt.	212,725	145,377	191,171	146,808	71,434	88,281	135,161	123,759	246,935	180,343
Fruits and vegetables—										
Fruits, dried ... Lbs.	60,961	6,166	4,880,168	317,996	2,203,306	161,110	1,013,006	57,553	660,481	58,575
" fresh	...	831,635	...	1,276,575	...	1,271,615	...	1,170,062	...	1,560,771
" pulped ... Lbs.	561,761	29,044	1,165,936	67,364	1,682,378	78,163	348,539	17,150	295,023	17,788
Other, N.E.S.	...	80,455	...	150,380	...	165,943	...	174,141	...	182,797
Gold contained in matte ... Ozs.	*	*	*	*	*	*	135,203	2,551,024	143,400	2,676,297
Grain and pulse—										
Oats ... Cntls.	60,343	88,296	212,962	292,312	15,761	31,901	120,225	150,220	48,382	67,628
Wheat ... "	18,157,401	23,913,817	17,270,478	23,368,380	9,016,433	15,036,009	18,929,699	32,259,590	28,657,137	48,343,330
Other, unprepared	...	58,877	...	133,386	...	20,459	...	158,317	...	40,524
Flour ... Cntls.	3,377,490	5,921,789	3,268,735	6,308,425	2,336,048	5,034,036	2,599,383	5,983,474	2,798,948	6,054,936
Other, prepared	...	177,434	...	219,182	...	172,927	...	258,024	...	266,669
Hair ... Lbs.	111,898	161,018	425,855	135,629	339,456	108,575	473,465	109,248	405,949	147,640
Hay and chaff ... Cwt.	63,599	47,810	109,802	98,204	43,010	62,829	51,507	46,282	112,897	86,646
Implements and machinery—										
Agricultural	...	240,043	...	173,477	...	381,800	...	529,941	...	528,588
Jellies and jams ... Lbs.	1,574,703	116,172	1,633,858	118,917	1,708,455	126,635	1,698,712	126,256	1,807,076	137,201
Jewellery and precious stones	...	708,450	...	696,405	...	673,391	...	676,257	...	616,211

Lead—Pig and matte.... Cwt.	1,031,605	4,086,365	1,773,181	7,538,573	2,132,038	6,552,907	1,380,858	3,990,448	1,799,930	5,152,744
Sheet and piping.... "	20,265	100,915	21,721	120,231	20,161	85,858	13,843	56,117	13,308	53,183
Leather	.....	2,709,040	.....	2,561,059	.....	2,593,003	.....	2,366,806	.....	2,525,109
Machines and machinery	.....	139,994	.....	182,500	.....	325,809	.....	185,483	.....	212,424
Manures.... Cwt.	277,628	339,722	396,833	513,862	509,997	278,515	548,243	669,001	648,128	794,201
Metals, mfrs. of	.....	210,999	.....	285,619	.....	305,807	.....	240,203	.....	246,652
Oils—Cocoanut.... Cwt.	108,319	736,288	119,276	952,971	79,211	512,844	90,022	599,194	105,069	935,106
Other, N.E.S....	.....	204,415	.....	263,963	.....	220,363	.....	211,486	.....	197,860
Ores, N.E.S.... Cwt.	152,160	1,050,908	148,916	1,713,426	115,435	737,222	111,630	896,031	215,669	934,663
Pearl shell.... "	35,632	1,032,911	41,244	1,226,707	40,746	1,221,051	34,579	1,217,999	39,559	1,550,749
Potatoes.... "	257,045	418,373	356,844	260,113	67,481	90,296	52,082	79,666	141,777	206,322
Provisions—										
Butter.... Lbs.	75,765,536	15,759,746	66,082,383	14,066,861	51,193,311	11,614,534	55,641,925	11,678,506	87,894,943	19,228,838
Cheese.... "	246,631	32,422	491,209	61,967	131,001	20,951	193,204	25,974	911,760	105,753
Eggs.... Doz.	37,900	8,322	88,615	16,639	17,113	5,226	10,359	3,436	3,753	1,557
Lard.... Lbs.	550,021	40,617	458,059	41,595	511,016	52,968	1,617,442	140,530	3,105,307	304,040
Meat—										
Bacon and hams.... Lbs.	530,459	89,420	415,251	84,427	389,718	88,856	396,342	90,920	1,604,362	277,375
Beef, frozen.... "	11,561,252	2,114,348	52,050,592	2,801,895	40,711,516	2,197,548	71,142,295	3,568,288	109,427,528	5,738,511
Mutton, frozen.... "	90,692,385	5,329,584	109,227,757	6,703,842	91,607,614	5,932,987	116,915,639	5,991,036	290,229,330	10,519,363
Other meats, frozen	.....	2,802,473	.....	2,551,783	.....	1,818,322	.....	2,214,406	.....	2,672,481
Preserved in tins.... Lbs.	9,060,903	865,502	8,208,711	735,188	12,383,939	1,614,482	23,301,198	2,048,122	34,053,451	3,013,327
Other meats, N.E.S....	.....	133,507	.....	216,542	.....	251,920	.....	420,163	.....	511,127
Sandalwood.... Cwt.	176,965	345,324	184,112	322,353	192,168	377,011	103,562	218,119	183,646	431,304
Sausage casings	.....	208,853	.....	415,038	.....	316,949	.....	476,646	.....	552,254
Shale, kerosene.... Tons	7,580	94,000	5,686	65,923	18,870	174,061	3,920	38,787	9,160	83,633
Silver—Contained in matte Ozs.	*	*	*	*	*	*	3,844,285	1,802,267	3,073,007	1,441,643
Ore.... Cwt.	1,010,707	2,435,903	907,790	2,400,575	1,137,746	2,423,381	130,772	1,040,075	842,021	1,856,468
Silver-lead bullion. "	781,428	3,806,502	.....	†	.....	†	.....	†	.....	†
Skins—Hides.... No.	151,046	820,004	215,971	1,019,055	402,300	1,409,449	423,310	2,008,620	405,906	2,218,095
Rabbit and hare.... Lbs.	11,828,554	2,323,590	11,317,989	1,837,093	7,364,549	1,497,424	6,994,319	1,700,174	9,753,376	2,763,391
Sheep.... No.	7,946,747	7,856,746	9,924,845	8,995,054	9,038,234	6,135,051	10,818,232	8,510,894	11,323,959	9,825,284
Other, N.E.S....	.....	2,227,342	.....	1,691,780	.....	1,640,654	.....	3,159,016	.....	4,414,685
Soap.... Lbs.	4,705,802	222,547	4,739,285	231,692	5,526,540	260,878	5,965,462	282,447	7,126,964	329,454
Spirits.... Galls.	179,558	73,381	159,308	59,938	180,533	64,828	167,133	62,698	185,809	65,822
Sugar, molasses, &c.... Cwt.	10,371	40,228	21,753	67,704	12,423	39,942	4,652	13,053	2,026	7,149
Tallow.... "	684,701	4,275,863	676,590	4,949,628	585,571	3,820,421	929,929	5,987,022	1,258,011	9,199,085
Timber—Undressed.... Sup. ft.	152,161,083	4,682,760	112,718,568	3,590,553	143,627,590	4,765,790	146,541,833	4,713,688	140,035,123	4,640,858
Other, N.E.S....	.....	135,537	.....	190,462	.....	141,255	.....	179,200	.....	139,080
Tin—Ingots.... Cwt.	130,120	5,685,400	131,405	5,462,059	121,976	3,935,702	111,262	3,632,250	87,529	3,289,069
Ore.... "	51,793	1,116,518	65,005	1,570,044	49,409	1,015,038	49,343	1,005,673	40,469	947,861
Wines.... Galls.	714,540	446,443	976,602	586,394	725,945	471,337	971,613	581,669	946,599	595,261
Wool—Greasy.... Lbs.	415,353,590	85,395,580	512,756,895	111,582,987	471,832,275	87,735,926	529,020,213	100,270,123	587,090,469	114,070,277
Scoured.... "	64,889,295	24,813,829	72,318,065	29,023,919	70,915,494	23,777,219	73,585,927	23,462,307	77,054,831	25,322,312
All other articles	.....	6,592,286	.....	10,194,775	.....	10,189,378	.....	12,021,655	.....	15,379,885
Totals exports, mdse....	.....	246,813,186	.....	287,994,510	.....	230,397,467	.....	268,949,291	.....	332,145,103

* Included with Coin and Bullion prior to 1909. † Included under Lead—Pig and matte, and silver contained in matte.

AUSTRALIAN COMMONWEALTH.

TOTAL Quantities and Values of the Principal Articles of Domestic Produce Exported, &c.—*Concluded.*

ARTICLES.	1906.		1907.		1908.		1909.		1910.	
	Quantity.	Value.	Quantity.	Value.	Quantity.	Value.	Quantity.	Value.	Quantity.	Value.
		£		£		£		£		£
Coin and bullion—										
Bullion—Gold ozs	1,313,343	24,117,252	1,105,852	19,642,192	1,049,110	18,927,308	817,903	14,717,214	563,712	9,395,879
Silver "	6,164,546	3,784,700	9,464,025	5,800,614	10,462,652	5,198,616	2,916,658	1,406,481	4,431,233	2,223,395
Coin	...	47,944,249	...	26,336,317	...	47,788,603	...	20,766,407	...	5,838,438
Total exports, domestic produce	...	322,659,387	...	339,773,633	...	302,311,994	...	305,839,393	...	349,602,815
" " foreign "	...	16,731,060	...	14,637,702	...	10,668,487	...	12,045,609	...	12,920,781
Total exports	...	339,390,447	...	354,411,335	...	312,980,481	...	317,885,002	...	362,523,596
Recapitulation.										
Foreign produce—Merchandise	...	6,388,921	...	7,457,062	...	7,437,886	...	6,691,663	...	7,820,144
Coin and bullion	...	10,342,139	...	7,180,640	...	3,230,601	...	5,353,946	...	5,100,637
Totals	...	16,731,060	...	14,637,702	...	10,668,487	...	12,045,609	...	12,920,781

AUSTRIA-HUNGARY.

VALUE of the Total Imports for Consumption and Exports of Domestic Produce (Merchandise only) from and to each Principal Country during the Years ended December 31, 1906 to 1910, inclusive.

NOTE :—Krone = 20·3 cents.

Imports.					Countries.	Exports.				
1906.	1907.	1908.	1909.	1910.		1906.	1907.	1908.	1909.	1910.
Kronen.	Kronen.	Kronen.	Kronen.	Kronen.		Kronen.	Kronen.	Kronen.	Kronen.	Kronen.
189,307,000	238,528,918	215,529,230	218,606,516	228,534,194	United Kingdom	231,325,000	222,246,517	230,923,791	241,328,972	224,433,317
3,681,000	4,834,905	4,240,534	4,804,465	4,240,037	Algeria	819,000	950,242	1,203,329	1,039,793	1,438,310
18,668,000	21,754,806	22,595,136	21,410,340	19,904,661	Argentine Republic	8,364,000	6,508,437	7,347,945	10,662,137	14,208,944
6,369,000	7,745,546	9,510,753	8,401,896	8,293,510	Australia, British	1,133,000	1,109,050	1,007,218	1,011,361	1,465,876
46,633,000	45,973,609	43,241,344	49,556,746	48,617,996	Belgium	23,956,000	26,425,415	20,597,201	22,363,269	24,115,893
52,669,000	52,977,776	46,067,903	52,941,773	59,203,333	Brazil	7,737,000	7,322,219	6,234,759	7,008,444	10,761,580
618,000	10,754,871	10,200,987	11,362,212	18,906,872	British Africa	2,087,000	947,309	676,901	885,055	988,815
164,069,000	185,426,420	136,269,883	173,519,418	214,038,342	" East Indies	72,585,000	50,822,793	56,135,011	57,849,923	68,623,534
3,157,000	2,033,384	2,837,751	1,493,487	3,299,209	" West Indies	77,000	62,775	114,015	152,958	90,744
7,511,000	6,070,093	4,572,616	10,085,832	9,941,700	Bulgaria	18,293,000	27,155,636	21,414,984	27,722,202	31,210,821
1,133,000	988,246	298,829	354,205	586,289	Canada	2,333,000	2,282,791	1,336,085	2,592,175	3,003,455
10,004,000	11,798,053	9,834,767	12,390,265	11,906,814	China	7,808,000	4,691,491	2,934,393	2,893,151	2,828,721
13,125,000	13,683,257	15,812,638	17,158,708	16,790,364	Chile	1,873,000	2,870,118	870,837	1,109,661	2,473,304
3,268,000	4,161,561	4,156,788	6,013,910	5,650,401	Cuba and Porto Rico	328,000	292,223	270,460	597,586	601,998
1,451,000	2,627,165	1,635,796	3,571,651	3,899,380	Denmark	6,754,000	6,645,680	6,824,308	6,369,482	7,282,824
21,414,000	24,998,322	26,069,850	24,178,682	28,551,584	Dutch East Indies	777,000	990,482	928,206	902,951	1,639,752
32,225,000	36,046,972	34,515,606	42,404,705	33,735,181	Egypt	43,574,000	50,876,100	33,600,472	34,214,123	35,111,686
79,128,000	83,014,477	81,821,277	97,350,872	112,375,782	France	76,687,000	73,456,157	65,380,177	69,209,312	76,166,236
905,515,000	979,535,075	994,634,945	1,067,951,635	1,153,882,437	Germany	1,132,595,000	1,176,801,575	1,046,922,042	1,044,882,143	1,062,483,331
145,000	383,400	143,125	482,072	1,092,949	German Africa	454,000	497,038	641,936	1,090,072	2,135,746
24,743,000	24,124,667	26,273,257	19,342,448	20,014,440	Greece	20,817,000	26,047,178	18,162,926	16,041,232	18,369,577
21,223,000	18,148,168	17,774,699	22,116,772	22,192,530	Holland	33,845,000	31,275,315	24,524,378	25,935,476	26,003,949
116,428,000	122,579,705	117,834,514	123,124,487	131,022,188	Italy	178,433,000	193,302,752	228,354,048	233,350,111	229,389,685
6,191,000	7,095,234	7,451,359	6,883,730	7,483,498	Japan	5,494,000	4,453,621	3,083,974	4,975,015	5,004,117
788,000	1,078,728	2,050,233	1,515,859	2,120,551	Mexico	2,455,000	2,852,817	1,223,046	1,619,425	1,952,859
7,146,000	5,968,592	4,934,164	6,147,820	6,768,438	Norway	1,722,000	2,077,405	2,300,426	2,198,425	2,113,072
7,953,000	9,346,967	14,867,915	15,679,754	23,493,941	Other parts of the American Continent	5,606,000	6,596,953	5,163,243	3,890,692	3,785,702
679,000	965,413	813,787	2,442,483	1,857,677	Persia	2,870,000	1,276,309	1,406,046	1,932,842	2,759,229
892,000	911,886	953,360	925,440	1,125,213	Portugal	2,237,000	3,417,146	4,775,791	4,634,051	4,592,971

AUSTRIA-HUNGARY.

VALUE of the Total Imports for Consumption and Exports of Domestic Produce, &c.—*Concluded.*

Imports.					Countries.	Exports.				
1906.	1907.	1908.	1909.	1910.		1906.	1907.	1908.	1909.	1910.
Kronen.	Kronen.	Kronen.	Kronen.	Kronen.		Kronen.	Kronen.	Kronen.	Kronen.	Kronen.
35,345,000	34,451,551	30,999,057	125,466,269	52,163,134	Roumania	101,042,000	110,061,631	92,796,025	91,784,588	102,928,863
151,318,000	137,778,356	127,224,312	181,389,658	167,212,010	Russia (European, Asiatic and Finland)	69,403,000	78,212,920	71,693,081	76,995,306	90,998,803
30,315,000	11,236,807	15,437,813	26,514,287	11,816,502	Servia	20,349,000	24,426,880	26,205,801	19,305,016	17,304,393
8,217,000	10,232,417	9,709,167	10,066,567	10,551,056	Spain	5,399,000	4,842,099	5,496,175	5,884,097	7,195,095
6,650,000	7,887,496	7,261,029	6,760,560	8,724,791	Sweden	6,533,000	7,309,320	5,931,040	7,602,247	7,214,712
74,377,000	78,151,231	68,022,285	71,475,672	81,732,033	Switzerland	83,806,000	94,016,209	92,137,290	95,135,216	101,852,045
1,071,000	787,922	493,473	242,307	284,970	Trieste Free District	16,806,000	18,579,313	15,910,319	7,133,088	2,380,836
45,565,000	41,973,918	41,239,820	43,912,136	52,007,868	Turkey (European, Asiatic and African)	113,798,000	109,228,165	83,089,920	92,442,412	128,756,843
215,381,000	238,877,437	221,655,683	231,057,974	236,920,205	United States	59,310,000	67,203,819	58,090,350	84,236,168	81,352,237
26,833,000	17,040,901	19,108,247	27,224,445	25,850,413	Other Countries	10,603,000	9,751,808	9,590,153	10,488,018	10,585,735
2,341,205,000	2,501,973,952	2,398,093,932	2,746,331,058	2,852,852,493	Totals	2,380,087,000	2,457,285,708	2,255,268,105	2,318,868,225	2,418,605,620

AUSTRIA-HUNGARY.

TOTAL Quantities and Values of the Principal Articles Imported for Consumption during the Years ended December 31, 1906 to 1910 inclusive.

NOTE:—Krone=20·3 cents. Kilog=2·204 lbs.

ARTICLES.	1906.		1907.		1908.		1909.		1910.	
	Quantity.	Value.	Quantity.	Value.	Quantity.	Value.	Quantity.	Value.	Quantity.	Value.
		Kronen.		Kronen.		Kronen.		Kronen.		Kronen.
Animals—										
Cattle		5,102,303		3,036,935		1,671,639		1,039,513		1,844,105
Horses ... No.			4,613	7,520,440	4,502	7,741,370	3,859	7,305,500	4,044	8,060,550
Animals, other—										
Fish, cray-fish, land-snails, fresh ... 100 kilogs.			139,901	16,841,690	145,411	15,954,010	147,432	8,864,030	177,219	9,504,345
Poultry, living ... " "			21,044	2,833,790	27,960	3,108,597	23,014	3,125,412	19,770	2,811,866
Animal products—										
Bladders and gut ... " "			24,328	6,669,640	26,483	3,929,477	27,764	7,594,292	31,658	6,819,297
Eggs ... " "			587,743	19,081,463	536,753	41,866,734	500,453	15,053,190	550,770	46,816,568
Feathers, undressed ... " "			27,854	17,340,385	27,275	16,792,821	24,215	17,948,340	25,802	19,692,868
Hair and bristles ... " "			31,803	11,905,237	32,047	11,373,920	33,271	13,493,973	30,854	14,221,263
Hides and skins, raw ... " "	460,418	99,274,000	380,597	77,791,320	352,498	65,021,000	280,098	65,141,069	367,930	81,465,705
Milk ... " "			118,147	1,311,570	130,517	1,435,687	120,620	1,387,130	130,109	1,691,417
Sponges ... " "			1,177	1,679,700	978	1,806,000	975	1,997,550	1,230	2,409,200
Apparel, wearing		20,160,547		18,838,417		23,438,468		23,008,477		24,712,839
Beverages—										
Beer ... 100 kilogs.			68,748	1,104,384	75,691	1,215,312	75,680	1,215,000	82,119	1,317,216
Mineral water ... " "			43,187	1,230,595	39,258	1,121,414	39,218	1,113,017	40,617	1,152,597
Spirits ... " "			7,556	1,903,669	7,864	1,890,700	8,540	2,117,000	8,341	1,933,789
Wines, non-sparkling ... " "			23,009	2,634,196	23,353	2,582,129	23,416	2,581,530	26,257	2,996,809
" sparkling ... " "			12,277	4,212,860	12,518	4,280,720	13,382	4,601,000	15,445	5,325,030
Brush and sieve-makers' wares, brooms, &c.		1,185,250		1,317,738		1,671,070		2,129,185		2,016,355
Candles, soap, wax		1,109,040		1,076,580		1,161,002		1,291,822		1,596,732
Carving and turning materials		20,245,715		22,416,551		18,015,596		21,036,798		26,393,488
Chemicals				52,543,463		55,360,241		54,432,425		54,372,514
Colonial produce—										
Cocoa beans and husks 100 kilogs.			31,580	7,692,300	36,702	7,057,240	42,135	5,898,900	49,129	6,386,770
Coffee ... " "	511,840	53,430,000	598,428	50,962,563	552,385	53,703,094	576,026	58,220,225	598,003	72,185,716
Tea ... " "			14,018	8,044,232	14,081	7,185,498	14,440	7,393,365	13,696	7,040,969

AUSTRIA-HUNGARY.

TOTAL Quantities and Values of the Principal Articles Imported for Consumption, &c.—*Continued.*

ARTICLES.	1906.		1907.		1908.		1909.		1910.	
	Quantity.	Value.	Quantity.	Value.	Quantity.	Value.	Quantity.	Value.	Quantity.	Value.
		Kronen.		Kronen.		Kronen.		Kronen.		Kronen.
Comestibles—										
Caviar ..... 100 kilogs.	.....	.....	703	1,757,500	722	1,877,200	727	1,818,000	718	1,795,000
Cheese ..... " "	.....	.....	41,362	7,785,544	44,220	8,555,808	47,554	9,112,930	54,867	11,297,175
Cocoa butter, powder, paste, &c. ..... " "	.....	.....	6,769	2,928,230	6,588	2,165,410	8,867	2,092,480	12,683	2,978,550
Comestibles in tins .. " "	.....	.....	6,516	1,872,242	6,273	1,316,130	6,988	1,275,462	8,871	1,623,580
Fish, dried, smoked and pickled ..... " "	.....	.....	255,768	10,522,066	235,323	7,970,444	256,421	9,212,466	290,235	10,674,685
Meat, fresh, prepared and sausage ..... " "	.....	.....	4,100	1,051,644	4,411	1,010,862	4,473	1,254,141	5,094	1,458,808
Cottons—										
Raw, waste and carded " "	1,782,486	221,136,000	2,173,860	301,663,406	1,903,259	243,728,000	2,042,327	265,735,396	1,862,830	295,890,836
Yarn ..... " "	.....	29,923,000	126,869	47,802,190	92,512	34,755,000	79,516	34,289,000	73,434	34,377,023
Manufactures ..... " "	.....	.....	19,697	26,437,805	20,920	23,411,000	21,939	25,657,000	25,642	33,208,799
Dyeing and tanning materials	.....	18,160,000	.....	15,894,163	.....	14,456,888	.....	15,893,453	.....	16,746,763
Earthenware	.....	6,056,693	.....	7,079,077	.....	7,881,104	.....	7,575,093	.....	9,049,339
Electric apparatus	.....	.....	.....	16,011,925	.....	20,773,963	.....	20,780,530	.....	26,221,269
Explosives	.....	388,175	.....	443,768	.....	608,580	.....	962,694	.....	1,604,010
Fats and greases—										
Butter ..... 100 kilogs.	.....	.....	1,769	384,790	2,372	573,000	8,666	2,344,100	14,411	3,982,565
Lard ..... " "	.....	.....	28,893	3,065,763	8,071	815,920	480	67,339	3,876	523,053
Oil, fish and seal ..... " "	.....	.....	187,482	8,155,778	169,557	6,867,266	206,723	8,786,083	229,589	9,443,317
Tallow, animal ..... " "	.....	.....	45,744	3,247,821	7,437	490,842	3,500	234,500	12,186	901,764
" vegetable ..... " "	.....	.....	255,310	19,512,846	319,085	18,978,513	269,513	16,851,411	288,237	21,421,842
Fatty oils—										
Linseed ..... " "	.....	.....	32,962	2,241,416	50,289	2,690,462	43,743	2,799,552	44,840	3,990,760
Olive ..... " "	.....	.....	64,321	6,572,845	120,201	11,301,996	27,476	3,154,104	49,866	4,982,696
Flax, hemp, jute—										
Raw and tow ..... " "	1,435,336	67,672,000	1,152,296	66,054,802	1,177,943	58,798,000	1,180,261	60,275,000	1,109,328	61,550,531
Yarn ..... " "	.....	.....	73,883	12,438,968	60,097	9,195,000	62,885	9,350,000	57,286	9,468,822
Manufactures	.....	.....	.....	5,755,658	.....	5,250,000	.....	5,354,000	.....	5,423,242

Fruits, Southern										
Citrons, lemons and cedrats ..... 100 kilogs.	.....	.....	267,477	4,366,107	308,369	4,636,360	306,368	4,607,388	325,759	6,202,066
Figs ..... " "	.....	.....	298,678	7,634,134	272,071	7,138,000	277,771	6,762,723	295,469	8,180,380
Nuts, almonds ..... " "	.....	.....	34,612	6,573,730	36,359	6,362,000	27,245	6,127,155	39,595	8,907,060
Oranges ..... " "	.....	.....	618,870	9,966,866	674,357	11,817,893	645,346	11,325,929	669,286	11,767,636
Raisins and currants. " "	.....	.....	100,675	5,783,969	91,468	4,227,000	91,748	4,078,686	79,482	4,923,759
Fruits, vegetables, &c.—										
Fruits	.....	.....	.....	13,803,961	.....	11,592,000	.....	14,056,000	.....	8,283,895
Seeds—										
Clover ..... 100 kilogs.	.....	.....	13,534	1,900,540	16,316	2,315,000	27,501	3,537,654	27,315	3,968,508
Copra ..... " "	.....	.....	173,152	8,917,328	190,179	8,178,000	403,638	20,181,900	427,706	24,165,389
Linseed ..... " "	.....	.....	501,075	12,526,875	485,264	12,606,000	428,302	12,021,191	353,980	12,582,666
Palm kernel ..... " "	.....	.....	243,021	8,262,714	249,038	7,720,000	223,960	8,062,560	361,874	15,379,645
Sesame seed. . . " "	.....	.....	195,507	7,624,773	173,751	6,516,000	428,020	14,552,680	394,918	14,185,035
Vegetables	.....	.....	.....	15,868,789	.....	20,757,000	.....	26,985,335	.....	24,550,564
Furriers' wares—										
Fur skins not made up. 100 kilogs.	.....	.....	6,589	15,929,010	6,787	16,424,770	8,063	23,043,100	7,659	25,900,180
Glass and glassware	.....	6,095,816	.....	6,391,760	.....	6,739,463	.....	7,158,013	.....	8,027,160
Grain and grain products—										
Barley ..... 100 kilogs.	94,506	1,066,386	14,286	164,289	9,653	115,836	56,222	646,553	131,062	1,441,682
Beans ..... " "	.....	.....	4,315	94,930	7,097	159,683	14,519	319,418	8,177	188,071
Buckwheat ..... " "	36,584	447,480	33,786	456,111	30,512	402,758	95,924	1,227,827	78,062	921,132
Corn (maize) ..... " "	1,829,000	21,137,000	1,016,736	11,191,627	789,129	10,900,532	1,028,922	14,694,243	633,520	8,450,341
Millet ..... " "	200,420	2,223,520	264,858	2,781,009	203,787	2,282,414	256,219	3,510,200	253,073	3,163,413
Oats ..... " "	163,802	2,075,692	6,082	68,727	7,082	77,902	95,073	1,354,790	135,930	1,359,300
Rice ..... " "	1,020,005	22,954,000	862,854	19,989,419	1,108,805	24,976,337	1,364,466	27,918,503	1,388,300	27,129,412
Wheat ..... " "	331,156	4,339,660	23,823	430,727	79,016	1,406,590	7,341,831	155,705,322	2,842,704	55,849,437
Wheat-flour ..... " "	.....	.....	8,453	181,012	8,416	210,400	36,873	1,106,190	33,919	780,137
Gums and resins—										
Common resin ..... " "	.....	.....	338,490	7,442,019	374,291	6,026,865	319,645	6,290,140	322,642	8,186,615
Gums ..... " "	.....	.....	41,184	8,888,100	41,905	6,965,174	43,918	6,828,560	51,919	9,020,402
Turpentine. ..... " "	.....	.....	74,826	5,136,690	78,698	3,831,810	79,676	4,737,837	81,730	5,935,894
Gutta percha	.....	33,840,155	.....	34,649,655	.....	33,179,735	.....	49,137,900	.....	69,277,840
Instruments, clocks and watches—										
Musical instruments	.....	.....	.....	4,502,512	.....	4,652,000	.....	4,841,000	.....	5,312,250
Optical instruments	.....	.....	.....	2,736,474	.....	3,362,000	.....	3,754,000	.....	4,017,820
Phonographs	.....	.....	.....	7,915,200	.....	6,918,000	.....	8,384,000	.....	9,088,000
Typewriters	.....	.....	.....	3,724,800	.....	4,737,000	.....	4,504,000	.....	5,894,100
Watches ..... No.	.....	.....	847,067	15,451,228	781,601	11,589,000	881,649	12,566,000	1,063,259	14,282,932
Iron and ironware—										
Pig ..... 100 kilogs.	560,000	4,895,000	1,551,483	12,475,352	2,286,193	17,079,000	1,508,248	11,209,000	1,201,873	9,081,473
Bars, blooms, billets, ingots ..... " "	.....	.....	138,074	2,109,694	665,349	8,945,000	167,411	2,176,000	143,419	1,867,793
Sheets and plates ..... " "	.....	.....	118,380	2,925,830	177,079	3,535,000	103,154	2,492,000	95,494	2,377,682
Wire ..... " "	.....	.....	21,583	824,740	41,527	1,310,000	38,270	1,276,000	35,565	1,156,353
Iron wares ..... " "	.....	.....	289,538	30,910,086	447,211	37,958,000	488,221	41,773,000	507,972	43,175,914
Leather, &c.—										
Unmanufactured ..... " "	.....	.....	60,085	52,913,580	57,754	54,253,000	59,183	58,398,000	63,506	65,982,743

AUSTRIA-HUNGARY.

TOTAL Quantities and Values of the Principal Articles Imported for Consumption, &c.—*Concluded.*

ARTICLES.	1906.		1907.		1908.		1909.		1910	
	Quantity.	Value.	Quantity.	Value.	Quantity.	Value.	Quantity.	Value.	Quantity.	Value.
Leather—*Con.*		Kronen.		Kronen.		Kronen.		Kronen.		Kronen.
Manufactures—										
Boots and shoes	...	...	...	2,541,900	...	3,228,000	...	4,286,000	...	6,419,530
Gloves	...	...	...	1,230,000	...	1,133,000	...	1,158,000	...	1,184,600
Literary and artistic articles—										
Engravings, prints, &c.	...	...	...	1,437,600	...	1,637,000	...	1,576,000	...	1,334,400
Paintings	...	...	...	3,420,900	...	3,173,000	...	3,020,000	...	3,288,600
Printed matter	...	...	...	47,029,620	...	50,681,000	...	52,729,000	...	52,539,280
Machinery—										
Agricultural	...	...	...	11,994,604	...	10,215,000	...	10,751,000	...	15,426,375
Sewing and knitting	...	...	...	4,553,998	...	4,002,000	...	5,168,000	...	5,102,066
Textile	...	...	...	25,964,173	...	31,910,000	...	21,552,000	...	21,348,000
Other	...	...	...	52,612,478	...	55,819,000	...	51,077,000	...	64,233,978
Medicinal wares and non-alcoholic perfumery	...	2,771,122	...	3,341,545	...	3,352,720	...	3,473,015	...	3,774,805
Metals, base, and wares of—										
Raw metal:										
Brass ... 100 kilogs.	...	...	31,913	4,946,515	28,505	2,850,500	26,904	2,555,880	25,207	2,394,665
Copper ... " "	213,360	52,403,000	261,809	59,414,874	332,699	49,904,850	306,059	44,684,614	322,173	46,715,085
Lead ... " "	...	...	99,675	4,784,400	144,646	4,628,672	173,537	5,379,647	144,361	4,475,191
Nickel ... " "	...	...	11,917	4,468,875	15,205	5,701,875	21,158	7,934,250	16,064	6,024,000
Tin ... " "	...	...	44,334	18,797,616	42,947	14,172,510	45,871	15,276,042	46,737	17,619,849
Zinc ... " "	...	...	240,919	14,214,221	264,718	12,706,464	271,476	14,931,180	291,683	17,209,297
Bars, rods and wire ... " "	...	...	7,134	2,143,409	8,114	1,531,000	4,576	1,064,000	7,159	1,385,162
Sheets and plates ... " "	...	...	13,421	2,293,490	18,313	2,598,600	15,395	2,123,000	24,983	2,738,000
Wares ... " "	...	...	27,244	13,706,929	32,521	14,921,000	32,501	16,142,000	38,218	18,307,000
Minerals—										
Asbestos ... " "	...	...	57,290	3,437,400	94,840	5,690,400	120,034	6,001,700	116,018	5,801,000
Ores ... " "	...	...	6,350,914	21,874,739	6,273,373	18,108,000	6,169,986	19,590,000	6,341,442	21,973,000
Phosphates ... " "	...	...	1,234,969	6,957,509	1,317,938	6,994,162	1,729,340	9,005,460	1,921,296	10,131,000
Stone, rough ... " "	...	...	1,317,922	5,392,399	1,327,140	5,409,723	1,430,742	5,917,503	1,878,837	7,133,000
Oil cloth and wares of	...	1,739,757	...	1,613,978	...	1,767,371	...	1,824,032	...	1,841,336
Oils, mineral, tar, &c. 100 kilogs.	352,696	3,647,000	372,184	4,128,539	213,023	3,438,931	228,173	3,967,106	558,528	3,672,590

Paper and paper wares—										
Pulp, bleached or not, 100 kilogs.			28,118	897,506	35,024	974,000	43,847	1,096,000	62,059	1,437,000
Pastboard " "			31,890	1,667,385	32,629	1,587,000	34,762	1,559,000	36,582	1,909,000
Paper " "			57,081	7,807,575	52,635	8,018,000	58,623	8,816,000	64,801	9,677,000
Paper wares " "				19,485,705		19,967,000		20,612,000		22,750,000
Precious metals and stones—										
Coin				29,346,250		38,775,000		43,380,000		23,043,000
Gold, raw 100 kilogs.			19	5,448,285	121	36,467,890	600	181,005,110	23	6,997,000
Siver, raw " "			882	8,851,709	967	8,219,500	1,509	12,621,928	1,495	13,004,000
Stones, precious				23,435,200		23,212,400		23,222,000		23,250,100
Salt 100 kilogs.	398,301	638,045	416,649	667,587	575,664	910,566	781,299	1,215,485	969,370	1,496,654
Silk and silk wares—										
Cocoons and waste " "			4,898	3,088,780	6,600	2,599,000	5,716	2,408,560	7,005	2,821,425
Twist and thread " "			15,795	58,967,250	18,929	56,643,000	19,678	56,706,000	21,701	60,293,000
Manufactured		48,093,000		50,847,200		39,667,000		47,660,000		58,530,000
Spices		7,744,783		7,859,195		7,540,726		6,677,968		7,730,915
Stone ware				8,130,957		8,922,270		9,673,058		10,247,582
Straw, cane and wares of		13,664,353		13,032,093		11,995,921		11,814,899		14,799,405
Sugar		88,519		101,473		188,309		141,917		162,465
Tobacco—										
Raw 100 kilogs		42,742,000	164,879	40,184,678	199,165	45,981,290	221,450	46,862,590	241,818	51,133,000
Manufactured " "			1,008	3,916,224	1,079	3,501,579	1,070	3,427,590	1,178	3,783,000
Varnishes, colours and alcoholic perfumery				17,279,890		19,725,553		22,498,822		27,027,027
Vehicles and vessels—										
Automobiles and parts				8,477,630		8,900,650		10,991,770		14,321,080
Waste—										
Bran (wheat and rye) 100 kilogs.			744,911	8,831,723	758,880	8,300,223	837,781	9,214,750	559,717	4,477,736
Fertilizers				10,291,159		10,282,677		11,425,990		11,892,047
Wood, coal and turf										
Coal, coke, &c—										
Coal 100 kilogs.			96,926,451	160,379,495	99,954,145	161,681,337	104,822,637	167,617,772	98,644,624	155,087,112
Coke " "			6,777,495	18,535,829	8,510,985	23,859,874	7,012,814	17,623,993	6,700,891	16,569,357
Patent fuel (briqu'ts) " "			1,460,604	3,730,686	1,065,165	2,434,150	486,853	1,100,622	589,162	1,238,455
Timber and lumber				26,157,538		32,368,000		29,032,000		26,313,063
Wooden wares		19,906,744		21,134,250		21,314,617		22,301,409		27,007,535
Wool—										
Raw 100 kilogs.	408,789	147,803,000	434,268	145,329,010	447,244	132,198,000	506,066	169,599,000	499,829	159,880,000
Yarn " "		47,429,000	78,579	56,000,765	70,987	41,786,000	84,067	54,450,000	99,910	67,789,525
Manufactures				36,303,095		38,318,000		40,792,000		46,414,335
Total value of principal and other articles imported		2,384,051,000		2,545,812,496		2,481,608,509		2,983,431,775		2,895,953,419
Less—Precious metals and coin		42,846,000		43,838,544		83,514,577		237,100,717		43,100,926
Total imports of mdse.		2,341,205,000		2,501,973,952		2,398,093,932		2,746,331,058		2,852,852,493

AUSTRIA-HUNGARY.

TOTAL Quantities and Values of the Principal Articles of Domestic Produce Exported during the Years ended December, 31, 1906 to 1910, inclusive.

NOTE:—Krone = 20·3 cents. Kilog = 2·201 lbs.

ARTICLES.	1906.		1907.		1908.		1909.		1910.	
	Quantity.	Value.	Quantity.	Value.	Quantity.	Value.	Quantity.	Value.	Quantity.	Value.
		Kronen.		Kronen.		Kronen.		Kronen.		Kronen.
Animals—										
Cattle ..... No.	126,644	65,419,905	91,649	47,305,550	210,035	75,764,670	147,965	60,355,335	100,009	50,053,376
Horses ..... "	.....	.....	27,412	22,552,500	50,109	41,912,250	57,003	49,207,450	53,605	46,207,650
Sheep, goats, &c. ..... "	42,291	2,416,332	74,420	1,871,835	127,581	2,700,845	36,736	1,196,089	31,554	1,129,000
Animals, other :—										
Fish, cray-fish, land snails, fresh ..... 100 kilogs.	.....	.....	36,105	5,069,565	37,566	3,278,712	37,437	3,854,986	36,100	3,772,480
Game, living and dead " "	.....	.....	18,960	2,743,445	23,210	3,713,017	22,002	3,479,575	21,512	3,511,000
Poultry, living ..... " "	.....	.....	89,341	13,962,470	94,062	10,889,940	84,236	11,452,998	87,955	12,124,587
" dead ..... " "	.....	.....	56,098	10,657,530	54,714	10,156,437	61,004	11,389,717	43,722	8,177,220
Animal products :—										
Bladders and gut ..... " "	.....	.....	12,519	2,598,868	12,039	2,516,438	14,688	4,861,727	15,882	4,492,000
Eggs ..... " "	1,179,552	111,416,000	1,315,575	123,006,263	1,241,499	111,176,235	1,096,839	108,038,642	1,112,544	105,691,680
Feathers, undressed ..... " "	48,812	21,216,000	54,418	24,452,076	49,765	22,160,137	47,431	35,545,096	47,940	21,959,000
Hair and bristles ..... " "	.....	.....	13,966	9,711,176	12,282	10,679,248	16,627	16,942,579	18,700	21,416,000
Hides and skins, raw ..... " "	224,192	58,435,000	223,753	50,643,230	300,678	62,227,000	425,814	85,099,000	354,085	74,307,000
Sponges ..... " "	.....	.....	557	1,137,200	600	1,354,000	630	1,878,700	692	2,766,000
Apparel, wearing	.....	73,417,516	.....	93,975,686	.....	78,615,358	.....	81,218,780	.....	86,190,000
Beverages :—										
Beer ..... 100 kilogs.	.....	16,027,000	1,087,872	15,482,955	1,066,737	15,169,311	938,370	13,351,636	966,496	13,821,000
Mineral water ..... " "	.....	.....	340,440	10,894,080	319,440	8,364,766	339,893	8,865,348	320,664	8,314,000
Spirits ..... " "	.....	.....	157,078	5,750,367	181,517	7,662,555	121,336	5,696,533	89,602	4,024,000
Wines, non-sparkling " "	.....	.....	150,517	7,001,850	137,299	5,938,000	162,561	7,263,474	187,019	8,433,000
Brush and sieve-makers' wares, brooms, &c.	.....	3,056,724	.....	2,592,116	.....	2,453,544	.....	2,935,990	.....	2,831,985
Candles, soap, wax	.....	2,612,174	.....	2,308,897	.....	2,401,944	.....	2,160,588	.....	2,271,185
Carving and turning materials	.....	3,767,988	.....	3,852,825	.....	2,901,192	.....	3,186,541	.....	4,048,018
Chemicals	.....	.....	.....	37,156,623	.....	36,233,265	.....	41,810,851	.....	42,812,145
Colonial produce	.....	8,750	.....	39,898	.....	5,058	.....	24,094	.....	14,560
Comestibles :—										
Meat, fresh, prepared, and sausage ..... 100 kilogs.	.....	.....	25,579	4,898,678	25,874	5,551,981	29,438	6,762,540	25,706	6,480,374

Cottons :—										
Raw, waste and carded. 100 kilogs	.....	.....	91,911	7,887,978	89,908	7,203,000	113,867	10,132,000	129,530	12,849,060
Yarn ..... " "	.....	.....	50,835	15,921,556	42,993	10,935,000	40,840	10,851,000	52,220	14,665,000
Manufactures ..... " "	.....	.....	100,052	65,908,853	67,567	39,852,000	71,944	41,856,000	96,079	57,564,894
Dyeing and tanning materials....	.....	12,235,621	.....	11,166,349	.....	9,747,412	.....	10,546,287	.....	9,803,981
Earthenware	.....	27,504,008	.....	25,521,071	.....	23,398,177	.....	20,567,159	.....	23,355,106
Electric apparatus	.....	.....	.....	8,710,168	.....	9,121,714	.....	9,236,955	.....	9,524,986
Explosives	.....	14,749,497	.....	12,581,689	.....	10,513,349	.....	10,644,490	.....	12,768,233
Fats and greases :—										
Butter .....100 kilogs.	.....	.....	32,194	6,552,364	44,871	9,330,000	25,168	5,566,100	19,863	4,479,060
Paraffine ..... " "	.....	.....	147,580	9,180,186	288,077	15,113,919	380,430	17,744,257	444,325	17,046,543
Tallow, animal ..... " "	.....	.....	32,125	2,730,625	30,514	2,654,718	37,495	3,749,500	20,830	2,332,960
Fatty oils	.....	361,042	.....	345,530	.....	244,621	.....	259,835	.....	1,482,119
Flax, hemp, jute :—										
Raw and tow .....100 kilogs.	.....	.....	220,559	14,132,049	186,455	11,062,000	194,025	10,658,000	217,925	12,788,521
Yarn ..... " "	.....	.....	81,384	21,579,895	67,973	15,981,000	90,022	19,818,000	88,207	19,991,000
Manufactures	.....	.....	.....	31,067,796	.....	23,160,000	.....	24,964,000	.....	26,348,103
Fruits, Southern	.....	3,332,461	.....	4,065,573	.....	4,136,841	.....	4,204,283	.....	4,042,000
Fruits, vegetables, &c.:										
Fruits	.....	.....	.....	21,865,149	.....	17,026,000	.....	21,092,000	.....	22,457,000
Hops .....100 kilogs.	56,088	15,916,000	80,858	23,711,300	70,299	14,664,533	80,895	22,330,347	84,255	34,773,469
Seeds, clover and grass " "	.....	.....	146,336	20,337,818	120,506	17,908,000	85,440	9,473,000	90,536	10,985,000
Vegetables	.....	.....	.....	11,573,477	.....	10,442,000	.....	11,219,675	.....	12,318,340
Furriers' wares :—										
Fur skins, not made up. 100 kilogs	.....	.....	1,318	3,830,100	1,608	3,985,480	1,817	5,511,960	1,768	6,535,000
Manufactures ..... " "	.....	.....	1,598	5,104,400	1,499	4,383,630	1,828	5,621,760	1,720	5,715,000
Glass and glassware .... " "	782,047	77,646,000	787,723	72,810,451	717,655	64,052,606	792,463	71,009,911	880,607	74,156,053
Grain and grain products :—										
Barley .....100 kilogs.	3,456,000	61,775,000	2,815,005	55,039,936	2,594,062	52,129,123	1,940,845	36,590,382	1,855,041	35,538,162
Beans ..... " "	.....	.....	682,045	14,922,945	663,571	14,996,705	1,014,898	24,966,491	811,420	20,772,352
Buckwheat .... " "	1,834	29,314	4,248	67,968	2,618	43,197	167	2,672	189	2,835
Corn (maize) ..... " "	5,680	86,954	30,518	448,615	96,987	1,532,395	12,248	220,464	271,597	4,006,056
Malt ..... " "	1,879,837	53,836,219	1,959,565	57,965,125	1,753,390	55,759,792	1,546,431	47,176,906	1,751,891	48,944,183
Millet ..... " "	2,131	31,515	1,902	28,530	2,120	31,800	1,902	32,334	3,405	52,778
Oats ..... " "	8,383	134,128	28,736	494,259	12,529	200,464	5,525	99,450	3,228	47 613
Wheat ..... " "	304,430	5,184,000	185,886	3,624,777	4,006	98,948	2,959	93,209	7,750	193,750
Wheat flour ..... " "	.....	.....	585,483	19,615,692	367,242	13,728,356	145,014	6,562,691	129,603	4,795,311
Gums and resins :										
Gums ..... " "	.....	.....	8,916	1,560,000	8,418	1,660,000	7,526	1,481,000	8,026	1,705,000
Mineral wax ..... " "	.....	.....	18,132	2,629,140	16,478	2,389,310	23,207	3,365,015	25,849	3,748,105
Pitch, coal tar, &c... " "	.....	.....	137,971	2,069,565	120,326	1,684,564	159,950	1,439,550	310,767	2,641,520
Gutta percha	.....	15,999,805	.....	17,523,490	.....	15,103,900	.....	19,063,745	.....	20,076,000
Instruments, clocks and watches:—										
Musical instruments	.....	.....	.....	7,604,931	.....	5,615,000	.....	6,659,000	.....	6,829,000
Optical instruments	.....	.....	.....	1,116,420	.....	1,347,000	.....	1,611,000	.....	1,733,000
Iron and ironware :—										
Pig ....100 kilogs.	.....	.....	603,451	5,578,478	342,188	2,006,000	542,506	4,282,000	792,291	6,789,000
Bars, blooms, billets, ingots ..... " "	.....	.....	434,582	8,819,899	188,176	3,590,000	293,599	4,772,000	526,791	8,125,000

AUSTRIA-HUNGARY.

TOTAL Quantities and Values of the Principal Articles of Domestic Produce Exported, &c.—*Concluded.*

ARTICLES.	1906.		1907.		1908.		1909.		1910.	
	Quantity.	Value.	Quantity.	Value.	Quantity.	Value.	Quantity.	Value.	Quantity.	Value.
		Kronen.		Kronen.		Kronen.		Kronen.		Kronen.
Iron and ironware—*Con.*										
Sheets and plates . . 100 kilogs			213,378	4,210,333	86,260	1,629,000	100,965	1,609,000	210,551	3,297,000
Wire . . . . . " "			48,362	1,497,674	17,285	652,000	19,467	500,000	61,112	1,636,000
Iron wares . . . . . " "			563,291	46,431,591	319,037	27,851,000	253,928	21,670,000	398,774	27,961,000
Leather, &c.										
Unmanufactured . . . . " "			23,889	14,603,270	25,111	14,487,000	34,038	19,873,000	28,160	19,227,000
Manufactures										
Boots and shoes				21,308,980		19,626,000		19,091,560		18,558,000
Gloves				21,301,200		19,006,000		22,520,400		24,895,000
Literary and artistic articles										
Engravings, prints, &c.				1,028,880		1,197,000		937,000		959,000
Paintings				7,893,900		6,025,000		8,303,400		6,344,000
Printed matter				18,801,510		17,589,000		17,926,000		20,115,000
Machinery										
Agricultural				9,094,366		10,103,000		11,078,000		14,808,000
Sewing and knitting				629,009		591,000		403,000		226,000
Textile				1,067,670		851,000		726,000		1,304,000
Other				14,118,004		11,306,000		11,648,000		13,806,400
Medical wares and non-alcholic perfumery		1,010,160		997,975		483,751		567,324		862,378
Metals, base, and wares of										
Raw metal—										
Brass . . . . . 100 kilogs			25,865	3,621,100	25,965	2,466,675	32,939	3,043,705	31,789	3,020,000
Copper . . . . . " "			6,242	1,342,030	11,256	1,519,560	12,496	1,437,010	9,770	1,124,000
Tin . . . . . " "			3,328	4,311,232	2,573	771,900	5,580	1,690,740	5,095	1,768,000
Zinc . . . . . " "			16,016	2,303,800	66,042	2,575,638	70,313	3,515,650	87,148	4,880,000
Bars, rods and wire . . " "			5,098	1,735,752	6,355	1,979,000	4,489	1,537,000	5,800	1,906,000
Sheets and plates . . . " "			26,771	6,835,650	21,640	4,992,000	18,754	4,189,000	25,167	5,495,000
Wares . . . . . " "			82,591	56,491,699	68,576	45,378,000	72,329	51,608,000	91,110	61,187,000
Minerals—										
Graphite . . . . . " "			217,037	2,604,441	165,347	1,984,164	184,840	2,125,660	211,909	2,437,000
Kaolin . . . . . " "			1,533,193	6,516,070	1,498,427	6,368,315	1,458,540	5,834,160	1,596,959	6,386,000
Magnesite . . . . . " "			1,141,465	10,264,147	872,611	7,849,257	1,266,937	12,015,354	1,832,519	11,903,000
Ores . . . . . " "			2,986,085	11,207,492	2,821,685	8,419,000	2,349,361	7,371,000	2,152,342	7,546,000
Stone, rough . . . . . " "			3,013,729	6,269,961	2,721,210	5,704,192	3,201,821	5,985,242	3,380,037	6,686,000
Oil-cloth and wares of		1,374,181		1,437,913		1,109,809		1,539,751		1,937,193
Oils, mineral, tars, &c		23,492,663		22,274,893		31,932,220		35,050,726		32,841,407

Paper and paper wares—										
Pulp, bleached or not 100 kilogs			852,276	20,751,412	806,866	19,068,000	788,811	17,575,000	883,803	17,432,000
Pasteboard " "			311,643	5,361,849	262,453	4,807,000	235,110	4,028,000	290,864	4,822,000
Paper " "			611,033	28,049,250	585,575	25,030,000	574,269	21,483,000	589,330	25,480,000
Paper wares				14,598,116		11,093,000		11,162,000		12,413,000
Precious metals and stones—										
Coin				69,141,417		62,217,000		106,985,994		67,336,000
Gold, raw 100 kilogs			20	6,080,250	1	341,850	55	16,879,500	29	8,753,000
Stones, precious				3,824,500		3,753,000		4,165,500		4,179,500
Salt 100 kilogs	59,314	185,366	63,765	193,529	54,821	150,868	124,654	282,258	188,069	566,385
Silk and silk wares—										
Cocoons and waste " "			10,391	9,105,340	10,260	6,506,000	11,406	7,876,000	11,774	6,782,000
Twist and thread " "			5,060	18,119,200	6,415	20,276,000	6,087	18,511,000	6,439	17,847,000
Manufactures				19,183,458		20,692,000		19,132,000		16,422,000
Spices		213,111		209,355		242,596		302,071		398,975
Stoneware				6,142,854		5,831,411		5,653,028		7,633,747
Straw, cane and wares of		2,819,797		3,928,380		3,012,100		3,747,626		5,156,166
Sugar—										
Raw 100 kilogs	550,748	10,978,000	1,084,323	23,798,391	1,945,097	46,372,349	1,577,372	39,100,775	828,525	24,304,857
Refined " "	6,851,634	181,522,000	6,258,775	174,753,266	6,079,072	180,214,360	6,392,610	201,153,599	5,914,700	216,639,442
Tobacco—										
Raw " "			98,147	6,477,702	95,456	6,204,640	97,328	5,937,008	112,961	8,666,765
Manufactured " "			7,406	1,323,201	8,832	5,163,880	9,299	5,702,381	9,177	4,840,000
Varnishes, colours and alcoholic perfumery				5,879,911		6,665,111		5,785,429		6,591,654
Vehicles and vessels										
Automobiles and parts				4,766,450		3,325,945		4,334,365		5,132,000
Ships				9,526,259		2,670,804		3,570,958		7,062,000
Waste										
Bran, (wheat and rye), 100 kilogs			1,775,149	24,659,028	815,113	10,592,958	703,223	9,317,705	1,020,562	10,204,620
Fertilizers				4,020,795		3,996,551		3,906,017		4,416,405
Wood, coal and turf—										
Coal, coke, &c—										
Coal 100 kilogs			8,497,917	15,450,246	7,628,667	14,433,000	6,332,528	11,451,098	6,150,819	11,083,412
Coke " "			3,232,426	9,849,007	1,832,786	5,859,000	1,983,126	6,041,146	2,307,348	6,827,301
Lignite " "			88,764,088	85,902,335	86,006,829	89,227,000	82,417,229	86,361,290	74,924,472	76,896,860
Patent fuel (briq's.) " "			926,149	1,537,237	1,002,640	1,764,000	1,107,479	1,948,771	1,329,315	2,338,884
Timber and lumber				275,881,212		237,638,000		227,572,669		243,412,800
Wooden wares		71,380,993		80,323,740		67,425,622		66,940,483		78,110,657
Wool—										
Raw 100 kilogs	112,923	36,964,000	102,878	28,311,955	89,963	22,213,000	102,710	23,416,000	94,516	22,069,000
Yarn " "			12,618	8,912,165	10,369	5,552,000	20,718	12,598,000	20,515	12,828,000
Manufactures		69,150,000		75,750,880		63,467,000		62,847,000		80,335,000
Total value of principal and other articles exported		2,433,208,000		2,536,741,625		2,321,803,326		2,447,199,695		2,499,536,131
Less—Precious metals and coin		53,121,000		79,455,917		66,535,221		128,331,470		80,930,511
Total exports of merchandise		2,380,087,000		2,457,285,708		2,255,268,105		2,318,868,225		2,418,605,620

BAHAMAS.

VALUE of the Total Imports and Exports from and to each Principal Country during the Years ended December 31, 1906 to 1910, inclusive. *(Including Coin and Bullion.)*

Imports.					Countries.	Exports.				
1906.	1907.	1908.	1909.	1910.		1906.	1907.	1908.	1909.	1910.
$	$	$	$	$	*British Empire.*	$	$	$	$	$
306,843	455,671	455,218	450,478	395,495	....United Kingdom	80,294	135,819	148,715	109,403	117,111
14,843	40,808	39,673	47,528	61,943	....Canada	9,821	31,843	2,088	7,636	7,962
18,922	49,819	32,291	25,317	30,416	... British West Indies	5,266	2,170	492	623	458
6,949	.....	.....	.....	.....	....Other British Possessions	.....	.....	.....	.....	.....
347,557	546,298	527,182	523,323	487,854	.... Totals, British Empire	95,381	169,832	151,295	117,662	125,531
					Foreign Countries.					
2,263	1,300	4,375	9,149	15,997	....Cuba	21,992	22,839	1,158	.....	57,772
.....	1,197	229	526	54	....France	104,278	98,209	45,328	64,610	82,966
20,790	599	2,278	852	599	....Germany	127,716	142,491	62,517	91,853	94,370
628	1,275	6,107	993	141	....Hayti	608	316	20	1,465	.....
12,298	21,301	16,503	14,907	16,527	.. Holland	60,210	64,074	8,079	64,425	78,383
.....	165	20	10	.....	.. Italy	682	2,375	3,412	.....	.....
.....	.....	.....	.....	.....	....Russia	458	.....	277	2,725	.....
1,218,068	1,233,052	1,234,293	1,115,571	1,073,689	....United States	668,442	659,260	620,616	491,281	504,153
89	9,773	7,198	6,316	6,340	....Other Foreign Countries	268	.....	614	330	.....
1,254,136	1,268,662	1,271,003	1,148,324	1,113,347	.. ..Totals, Foreign Countries	984,654	989,564	742,021	716,689	817,644
347,557	546,298	527,182	523,323	487,854	.....Totals, British Empire	95,381	169,832	151,295	117,662	125,531
1,601,693	1,814,960	1,798,185	1,671,647	1,601,201	.....Grand totals	1,080,035	1,159,396	893,316	834,351	943,175

BAHAMAS.

TOTAL Quantities and Values of the Principal Articles of Merchandise Imported during the Years ended December 31, 1906 to 1910, inclusive.

ARTICLES.	1906.		1907.		1908.		1909.		1910.	
	Quantity.	Value.	Quantity.	Value.	Quantity.	Value.	Quantity.	Value.	Quantity.	Value.
		$		$		$		$		$
Ale, beer and porter ..... Galls.	13,159	12,015	22,517	10,711	21,752	11,149	16,384	12,220	14,736	10,468
Animals, living	.....	8,434	.....	12,614	.....	14,016	.....	16,089	.....	13,875
Beans and pease ..... Bush.	1,155	2,467	2,293	5,553	2,651	5,047	1,791	4,010	1,499	4,030
Bricks ..... No.	17,150	127	108,170	954	507,745	5,801	35,200	516	54,450	1,747
Butter ..... Lbs.	133,747	32,490	118,572	35,357	127,323	33,390	129,961	34,924	119,271	30,830
Cheese ..... "	40,493	6,531	46,894	7,343	41,646	6,239	39,425	6,629	35,957	6,180
Coal ..... Tons	2,088	6,409	3,260	12,692	2,664	14,025	2,637	14,171	2,119	10,302
Coffee ..... Lbs.	110,474	14,434	144,502	12,337	211,438	13,587	114,770	11,212	117,139	12,668
Corn ..... Bush.	5,696	4,112	9,321	7,543	8,168	7,981	7,159	6,910	6,539	6,152
Cornmeal and hominy ..... Bbls.	10,891	34,451	20,307	70,221	16,150	69,958	12,748	55,120	18,253	75,589
Cotton, woollen, linen and silk goods	.....	247,859	.....	310,537	.....	277,711	.....	264,197	.....	229,229
Earthenware and glassware	.....	283,040	.....	187,425	.....	169,647	.....	194,652	.....	145,396
Electrical appliances	.....	4,088	.....	3,577	.....	48,768	.....	12,556	.....	9,796
Flour ..... Bbls	37,672	173,117	50,810	213,821	43,457	200,263	37,999	201,669	45,214	267,234
Hardware, tinware, &c.	.....	70,586	.....	106,901	.....	81,501	.....	53,698	.....	39,970
Lard ..... Lbs.	365,131	22,211	414,219	34,703	402,777	31,643	431,157	35,366	435,836	45,484
Lumber ..... Ft.	906,002	22,469	1,142,124	31,945	1,006,392	21,525	1,511,683	36,009	904,677	22,528
Machinery	.....	23,772	.....	53,660	.....	144,048	.....	36,280	.....	18,420
Manures ..... Bbls.	1,238	4,468	1,453	7,938	1,053	6,541	831	4,857	392	2,521
Meats, poultry and game, fresh ..... Lbs.	115,833	23,291	137,753	20,342	149,542	25,292	145,906	25,671	.....	15,520
" salted ..... "	653,919	54,098	794,953	64,351	711,807	63,201	630,135	62,663	521,827	65,681
" fruits, etc., preserved	.....	126,854	.....	107,193	.....	102,716	.....	121,146	.....	119,340
Musical instruments	.....	3,850	.....	7,860	.....	4,502	.....	4,229	.....	4,341
Oats and bran ..... Bush.	25,342	16,970	29,022	23,564	29,900	23,686	31,157	25,852	32,017	23,939
Oils ..... Galls.	95,625	17,005	148,452	28,328	154,522	34,023	156,840	33,385	123,679	24,698
Potatoes and onions ..... Bbls.	2,182	6,501	3,328	10,927	2,931	9,796	2,489	8,186	2,971	9,101
Railroad stock	.....	.....	.....	13,514	.....	30,475	.....	10,453	.....	.....
Rope and canvas	.....	34,801	.....	34,806	.....	23,048	.....	25,958	.....	24,990
Rice ..... Lbs.	2,117,220	48,802	2,531,688	65,291	2,141,424	53,436	2,392,762	58,800	2,567,648	63,846
Shingles ..... No.	1,137,738	7,290	1,193,650	5,927	1,125,991	6,063	1,326,799	8,030	907,551	9,208

BAHAMAS.

TOTAL Quantities and Values of the Principal Articles of Merchandise Imported, &c.—*Concluded.*

ARTICLES.	1906.		1907.		1908.		1909.		1910.	
	Quantity.	Value.	Quantity.	Value.	Quantity.	Value.	Quantity.	Value.	Quantity.	Value.
		$		$		$		$		$
Soap, common .. Lbs.	222,653	8,166	245,965	16,668	267,170	14,011	434,225	12,351	235,382	13,252
Spirits and wines....	.....	38,709	.....	57,981	.....	49,723	.....	53,781	.....	19,374
Sugar..... Lbs.	1,804,092	69,836	2,073,382	62,857	1,713,262	57,383	1,878,068	64,055	1,697,967	68,250
Tobacco	.....	20,989	.....	31,049	.....	34,899	.....	37,965	.....	27,871
All other articles.....	.....	74,903	.....	113,227	.....	91,587	.....	114,479	.....	159,356
Totals (mdse)..	.....	1,525,145	.....	1,789,717	.....	1,786,681	.....	1,668,089	.....	1,601,186
Coin and bullion.	.....	76,548	.....	25,243	.....	11,504	.....	3,558	.....	15
Total imports	.....	1,601,693	.....	1,814,960	.....	1,798,185	.....	1,671,647	.....	1,601,201

BAHAMAS.

TOTAL Quantities and Values of the Principal Articles of Merchandise Exported during the Years ended December 31, 1906 to 1910, inclusive.

ARTICLES.		1906.		1907.		1908.		1909.		1910.	
		Quantity.	Value.	Quantity.	Value.	Quantity.	Value.	Quantity.	Value.	Quantity.	Value.
			$		$		$		$		$
Bahamas hemp	Lbs.	3,867,031	195,347	4,306,082	227,122	5,281,449	207,451	5,846,447	237,518	6,296,686	201,677
Bark	"	93,465	6,341	154,883	10,215	133,156	10,556	82,724	6,711	147,138	10,881
Grape fruit	No.	430,134	8,940	707,975	15,423	276,526	6,151	365,233	6,833	244,250	4,117
Guavas, preserved	Cases	190	492	90	389	96	472	149	633	52	253
Oranges	No.	567,269	3,811	1,599,860	14,634	465,059	2,005	738,180	3,869	42,130	331
Pineapples, fresh	Doz.	146,487	56,083	67,012	20,644	118,526	57,699	52,351	17,661	8,000	2,433
" preserved	Cases	117,196	92,904	68,349	66,084	59,839	53,518	46,639	43,795	43,041	44,866
Salt	Bush.	96	10	7,745	414	4,900	399	54,980	832	11,150	467
Sponge—Grass	Lbs.	675,272	160,658	738,915	156,760	721,771	138,787	497,345	94,735	481,473	99,260
Reef	"	70,339	53,801	81,388	71,477	51,112	43,177	45,831	38,101	63,368	54,808
Velvet	"	216,441	186,233	236,336	202,799	204,340	153,007	235,932	163,841	261,016	221,419
Wool	"	99,747	108,959	118,079	142,846	121,449	93,615	89,021	82,241	126,242	120,674
Other	"	467,003	52,584	503,959	57,319	502,881	29,662	504,184	47,679	533,861	42,773
Tomatoes	Bush.	90	73	1,971	934	1,564	720	2,735	2,618	5,446	5,178
Turtle shells	Lbs.	8,720	46,720	9,942	63,753	7,273	36,466	5,471	30,364	4,528	22,684
Wood		.....	30,821	.....	37,229	.....	7,869	.....	6,692	.....	62,395
Yellow metal	Lbs.	33,192	2,258	51,732	2,141	58,687	9,548	103,002	5,285	74,011	2,696
All other articles		.....	27,966	.....	30,626	.....	22,470	.....	31,566	.....	28,073
Totals (mdse)		.....	1,034,001	.....	1,120,809	.....	873,572	.....	820,968	.....	927,985
Coin and bullion		.....	46,034	.....	38,587	.....	19,744	.....	13,383	.....	15,189
Total exports		.....	1,080,035	.....	1,159,396	.....	893,316	.....	834,351	.....	943,174

BARBADOS.

VALUE of the Total Imports and Exports from and to each Principal Country during the Years ended December 31, 1906 to 1910, inclusive. *(Including Coin and Bullion.)*

Imports.					Countries.	Exports.				
1906.	1907.	1908.	1909.	1910.		1906.	1907.	1908.	1909.	1910.
$	$	$	$	$	*British Empire.*	$	$	$	$	$
2,346,298	2,716,320	2,420,086	2,340,010	2,884,181	United Kingdom	1,064,549	885,640	521,200	450,731	628,861
174,124	223,876	216,114	220,752	230,427	British Guiana	54,886	85,410	130,874	145,343	90,082
163,257	5,996	17,758	.....	47,314	" India	.....	.....	.....	.....	.....
412,655	283,419	250,886	249,806	294,623	" West Indies	669,619	656,474	776,117	687,898	698,522
421,808	496,122	738,132	641,962	739,660	Canada	1,191,797	1,552,428	1,159,429	1,701,708	2,359,414
25,457	46,988	91,488	51,373	51,071	Newfoundland	223,356	248,745	257,203	350,419	287,109
12,129	11,414	1,243	1,167	2,239	Other British Possessions	13,204	13,384	10,411	5,554	13,427
3,555,728	3,784,135	3,735,707	3,505,070	4,249,515	Totals, British Empire	3,217,411	3,442,081	2,855,234	3,341,653	4,077,415
					Foreign Countries.					
34,067	9,052	.....	2,920	49,168	Argentine Republic	.....	.....	.....	.....	.....
18,308	78,036	10,263	46,195	23,137	Brazil	1,290	370	3,066	4,477	9,281
37,191	.....	34,066	8,857	3,066	Chile	.....	.....	.....	.....	.....
6,039	1,913	2,550	5,651	6,492	Dutch Guiana	4,550	6,058	2,813	2,156	4,375
73,078	43,396	36,884	31,663	59,802	Foreign West Indies	20,366	33,050	73,307	48,195	61,237
60,089	258	.....	15,841	25,068	France	.....	59,198	5,611	1,655	428
15,588	1,037	6,438	2,375	1,007	French Guiana	171,593	211,957	226,864	260,400	163,846
1,967,758	2,242,194	2,003,466	1,731,604	1,944,958	United States	827,898	349,129	1,067,484	250,643	461,258
33,614	5,747	11,393	12,025	40,772	Uruguay	.....	.....	.....	.....	.....
1,203	22,344	125,133	90,977	143,621	Other Foreign Countries	13,283	20,671	50,652	89,956	109,272
2,246,935	2,403,977	2,230,193	1,942,408	2,297,091	Totals, Foreign Countries	1,038,980	680,433	1,429,797	657,482	809,697
3,555,728	3,784,135	3,735,707	3,505,070	4,249,515	Totals, British Empire	3,217,411	3,442,081	2,855,234	3,341,653	4,077,415
5,802,663	6,188,112	5,965,900	5,447,478	6,546,606	Totals	4,256,391	4,122,514	4,285,031	3,999,135	4,887,112
.....	.....	.....	.....	.....	Bunker coal	284,043	429,064	329,429	322,884	411,856
5,802,663	6,188,112	5,965,900	5,447,478	6,546,606	Grand totals	4,540,434	4,551,578	4,614,460	4,322,019	5,298,968

BARBADOS.

TOTAL Quantities and Values of the Principal Articles of Merchandise Imported during the Years ended December 31, 1906 to 1910, inclusive.

ARTICLES.		1906		1907.		1908.		1909.		1910.	
		Quantity.	Value.	Quantity.	Value.	Quantity.	Value.	Quantity.	Value.	Quantity.	Value.
			$		$		$		$		$
Ale, beer and porter		.....	59,096	.....	59,461	.....	47,766	.....	38,982	.....	43,054
Animals, living		.....	91,094	.....	72,922	.....	67,695	.....	63,423	.....	122,285
Books		.....	31,658	.....	36,543	.....	30,938	.....	26,571	.....	31,986
Breadstuffs—Bran and pollard	Lbs.	3,303,624	36,174	3,068,585	33,600	2,967,821	32,499	2,714,216	27,521	3,580,238	36,296
Bread and biscuit	"	1,846,184	58,400	1,325,941	40,534	773,470	23,526	481,531	14,654	424,624	12,910
Corn, barley and maize	"	3,589,411	39,303	3,471,850	38,018	3,235,018	35,424	2,407,757	29,292	3,118,619	37,941
Cornmeal	Bbls.	38,444	116,932	39,777	145,187	34,310	124,631	28,201	102,935	34,762	126,883
Flour, wheat or rye	"	79,552	367,794	84,846	412,917	89,898	437,503	68,410	349,577	82,443	421,283
Oats	Lbs.	6,347,801	100,400	5,789,179	105,650	6,484,410	118,340	6,407,622	116,941	5,655,088	114,668
Grain, unenumerated	"	2,601,328	50,642	2,754,837	53,625	2,662,246	53,985	1,769,766	35,887	2,563,962	51,991
Meal	"	51,182	1,557	53,247	1,621	13,144	400	14,468	438	21,918	667
Carriages and carts		.....	11,185	.....	27,779	.....	36,023	.....	31,069	.....	39,069
Cement	Bbls.	5,071	10,488	8,329	17,228	8,503	17,588	4,803	9,933	7,997	17,510
Charcoal	Bags	62,095	45,329	72,492	52,920	72,161	52,677	67,899	49,567	72,289	52,770
Coal and coke	Tons	53,182	278,232	85,023	444,808	62,040	324,573	61,683	315,205	75,688	459,435
Coffee	Lbs.	401,199	48,813	362,198	44,067	332,256	40,422	309,562	37,763	251,985	30,655
Drugs and chemicals		.....	59,336	.....	78,348	.....	61,685	.....	58,921	.....	60,191
Fish, dried, salted or smoked	Qtls.	41,868	193,572	39,623	183,190	59,400	289,080	62,826	305,753	51,008	248,238
" other		.....	26,834	.....	38,481	.....	36,446	.....	29,322	.....	40,237
Fruits and vegetables		.....	55,338	.....	73,194	.....	100,443	.....	69,067	.....	91,663
Hardware and metals		.....	157,324	.....	205,738	.....	195,789	.....	278,816	.....	224,825
Hides and skins, raw		.....	16,921	.....	84,066	.....	7,077	.....	5,792	.....	6,054
Leather—Boots and shoes		.....	59,650	.....	103,397	.....	77,289	.....	72,610	.....	101,051
Dressed and undressed		.....	32,257	.....	34,757	.....	28,557	.....	23,268	.....	29,472
Linen, cotton, silk and woollen manufactures		.....	1,013,074	.....	1,175,285	.....	893,165	.....	819,011	.....	1,025,849
Machinery		.....	88,339	.....	97,031	.....	53,976	.....	97,571	.....	196,604
Manures and fertilizers—											
Guano	Tons	700	34,066	.....	.....	38	1,849	47	2,312	58	2,832
Sulphate of ammonia	"	3,795	258,585	2,472	168,391	2,846	193,935	2,010	136,989	3,391	240,720
Other	"	5,396	212,250	4,891	123,934	7,013	171,331	6,361	186,578	9,018	207,144
Milk, condensed		.....	18,615	.....	18,956	.....	19,939	.....	18,188	.....	24,079
Oils		.....	99,894	.....	110,492	.....	111,787	.....	119,539	.....	114,195

BARBADOS.

TOTAL Quantities and Values of the Principal Articles of Merchandise Imported, &c.—*Concluded.*

ARTICLES.		1906.		1907.		1908.		1909.		1910.	
		Quantity.	Value.	Quantity.	Value.	Quantity.	Value.	Quantity.	Value.	Quantity.	Value.
			$		$		$		$		$
Oilmeal and oilcake	Lbs.	4,089,363	59,704	4,010,516	58,556	3,838,896	58,385	3,561,955	54,171	3,839,990	58,394
Paints and varnishes		.....	16,799	.....	23,359	.....	23 302	.....	20,051	....	32,519
Paper		.....	22,901	.....	30,879	.....	33,800	.....	31,341	.....	35,030
Plated and giltware and jewellery		.....	31,322	.....	10,125	.....	29,183	.....	33,123	.....	47,318
Provisions—Butter	Lbs.	290,635	70,722	350,914	99,620	361,847	110,975	335,610	102,083	326,235	97,101
" substitutes (margarine)	"	221,596	22,465	357,951	26,153	181,273	18,379	221,149	22,421	355,870	13,293
Cheese	"	51,281	8,318	58,877	9,553	63,018	10,223	50,208	8,147	55,694	10,161
Lard	"	595,427	42,257	552,015	44,773	621,341	50,398	487,845	39,571	357,726	43,527
Meats—Bacon and hams	"	138,166	15,409	210,310	25,589	204,747	24,912	137,654	16,746	181,609	22,094
Beef, salted or pickled	"	1,728,125	140,170	1,457,633	118,231	1,426,338	115,690	1,074,897	87,186	1,146,203	92,968
Pork " "	"	1,198,792	109,389	1,092,083	99,654	1,581,506	144,312	1,181,831	119,822	1,133,548	114,926
Rice	"	10,599,214	309,496	7,998,537	233,556	10,342,755	314,592	8,089,481	246,053	13,295,893	404,414
Soap	"	2,040,286	82,743	2,066,492	83,809	2,037,546	82,634	1,996,884	80,986	2,050,691	83,166
Spirits and wines	Galls.	61,611	78,484	74,392	90,919	87,271	105,587	67,333	76,986	75,614	89,618
Tobacco	Lbs.	95,384	37,916	136,159	48,895	147,145	47,070	176,362	41,579	157,092	58,282
Wood—Lumber	Ft.	7,027,091	202,185	6,727,408	215,466	8,038,978	268,577	6,251,847	209,330	5,919,256	196,852
Hoops, coiled or straight	No.	579,062	8,454	1,447,075	21,126	296,266	4,326	1,298,310	18,956	875,232	12,771
Shingles	"	8,567,056	31,266	13,173,800	48,083	18,934,200	69,110	15,198,750	55,475	17,554,958	64,075
Staves and shooks	"	3,145,982	206,692	3,253,812	197,941	2,266,586	137,883	2,041,401	124,188	2,169,883	150,613
Fuel	Cords	13,493	65,666	7,409	36,056	11,695	56,915	8,497	51,689	11,803	71,797
Joiners' and cabinet work		.....	12,526	.....	35,443	.....	38,790	....	25,214	...	19,127
All other articles		.....	554,317	.....	515,753	.....	524,223	.....	498,351	...	580,611
Total imports (mdse)		.....	5,802,347	.....	6,185,679	.....	5,955,604	.....	5,410,264	...	6,541,817
Coin and bullion		.....	316	.....	2,433	.....	10,296	.....	7,214	.....	4,759
Total imports		.....	5,802,663	.....	6,188,112	.....	5,965,900	.....	5,417,478	...	6,546,606

BARBADOS.

TOTAL Quantities and Values of the Principal Articles of Merchandise Exported during the Years ended December 31, 1906 to 1910, inclusive.

ARTICLES.		1906.		1907.		1908.		1909.		1910.	
		Quantity	Value.	Quantity	Value.	Quantity.	Value.	Quantity.	Value.	Quantity.	Value.
			$		$		$		$		$
Ale, beer and porter		.....	29,857	.....	30,709	.....	25,983	.....	21,362	.....	14,482
Animals, living		.....	32,592	.....	35,356	.....	43,551	.....	30,811	.....	28,552
Arrowroot	Lbs.	460,013	17,502	624,472	23,554	692,085	26,104	755,515	30,641	390,747	15,845
Copper, brass and pewter (old)	"	171,380	17,375	199,522	20,230	89,795	9,105	106,171	10,765	93,506	11,373
Coal (includes Bunker coal)	Tons	46,829	285,259	70,679	429,965	54,214	329,799	53,722	327,118	67,070	424,330
Corn and grain	Lbs.	1,197,997	17,997	1,106,192	17,106	1,387,257	23,691	1,371,958	23,510	1,293,805	23,672
Cotton, raw	"	483,473	196,707	947,588	405,860	985,256	299,679	830,117	201,994	589,118	179,186
Fish, dried, salted or smoked	Qtls.	15,932	81,414	15,238	77,866	29,478	150,633	36,160	184,778	24,876	127,212
" other		.....	9,802	.....	14,678	.....	18,202	.....	11,597	.....	14,273
Flour, wheat or rye	Bbls.	14,695	71,516	18,710	93,327	19,447	97,004	11,557	59,057	13,879	70,916
Fruits and vegetables, fresh (includes bananas and tamarinds)		.....	45,284	.....	69,914	.....	82,033	.....	87,819	.....	98,432
Hides and skins, raw		.....	25,769	.....	81,560	.....	17,812	.....	10,964	.....	27,360
Linen, cotton, woollen and silk manufactures		.....	167,568	.....	179,060	.....	190,575	.....	117,856	.....	174,917
Manjack	Tons	782	38,057	693	33,726	430	20,945	341	12,128	174	6,356
Manures	"	1,961	74,119	1,390	41,951	389	13,033	608	21,904	753	31,059
Molasses	P'ch'ns.	61,398	1,045,812	62,112	1,133,543	54,423	1,059,531	69,036	1,679,876	77,722	1,512,988
Oils		.....	13,276	.....	14,196	.....	19,185	.....	10,643	.....	9,397
Provisions:—Butter	Lbs.	64,190	18,222	61,965	18,849	91,392	27,798	102,832	31,278	81,075	24,659
Butter substitutes (margarine)	"	291,542	30,480	257,686	26,635	241,512	24,580	200,000	20,401	9,035	9,302
Meats—Beef, salted or pickled	"	506,550	46,224	628,646	57,363	430,487	52,375	845,622	102,886	280,221	34,091
Pork " "	"	158,493	14,463	185,992	16,970	328,902	33,346	415,566	42,135	272,269	33,117
Rice	"	1,646,510	50,082	1,677,989	51,036	2,281,454	69,394	2,269,714	69,038	2,333,878	70,984
Soap	"	676,492	27,433	724,681	29,390	833,176	33,790	847,845	34,383	827,216	33,545
Spirits and wines	Galls.	27,747	38,188	30,358	41,765	59,464	65,364	34,025	43,873	26,552	34,081
Sugar:—Raw—											
Dry	Hhds.	1,984	77,244	2,482	108,711	890	43,313	827	42,262	3,393	223,472
Muscovado	"	55,879	1,631,666	35,270	1,158,622	34,942	1,360,409	16,968	701,910	35,906	1,703,737
Refined	Lbs.	3,559	248	12,080	857	5,590	395	39,500	2,863	95,440	6,770
All other articles		.....	161,146	.....	187,537	.....	206,858	.....	208,564	.....	261,325
Total exports (mdse)		.....	4,265 302	.....	4,400,336	.....	4,344,487	.....	4,142,356	.....	5,205,431
Coin and bullion		.....	275,132	.....	151,242	.....	269,973	.....	179,663	.....	93,537
Total exports		.....	4,540,434	.....	4,551,578	.....	4,614,460	.....	4,322,019	.....	5,298,968

BELGIUM.

VALUE of the Total Imports for Consumption and Exports of Domestic Produce from and to each Principal Country during the Years ended December 31, 1906 to 1910, inclusive.

NOTE:—Franc = 19·3 cents.

Imports.					Countries.	Exports.				
1906.	1907.	1908.	1909.	1910.		1906.	1907.	1908.	1909.	1910.
Francs.	Francs.	Francs.	Francs.	Francs.		Francs.	Francs.	Francs.	Francs.	Francs.
445,761,559	487,674,251	376,640,000	457,238,000	516,829,000	....United Kingdom	409,819,291	410,726,281	364,293,000	409,223,000	457,649,000
12,128,705	14,679,887	12,094,000	10,920,000	9,990,000	....Algeria	828,345	480,377	690,000	872,000	1,031,000
238,290,593	243,133,654	311,007,000	320,202,000	278,116,000	....Argentine Republic	66,170,819	72,468,978	59,609,000	90,220,000	128,561,000
13,538,400	12,361,650	13,310,000	15,720,000	15,404,000	....Austria Hungary	22,214,389	24,760,983	24,340,000	26,654,000	35,107,000
95,932,007	113,791,385	73,574,000	117,841,000	211,669,000	....Australasia	17,300,403	15,581,351	16,511,000	16,825,000	23,139,000
401,282	1,208,950	781,000	1,953,000	1,575,000	....Bolivia	62,986	186,405	119,000	102,000	151,000
31,727,676	80,696,719	35,162,000	39,496,000	32,039,000	....Brazil	36,205,823	33,729,001	37,304,000	34,472,000	59,460,000
103,958,784	175,253,354	96,068,000	167,669,000	188,351,000	....British East Indies	27,717,466	28,835,894	28,513,000	35,202,000	31,973,000
16,235,625	23,324,305	14,070,000	19,254,000	14,576,000	....Bulgaria	2,400,917	2,225,484	2,883,000	4,883,000	3,943,000
18,257,814	23,652,070	23,678,000	21,769,000	15,590,000	...Canada	14,817,814	10,726,631	8,405,000	12,457,000	11,693,000
832,871	1,181,616	1,628,000	3,529,000	2,944,000	....Cape Colony	6,266,323	4,861,061	5,967,000	6,320,000	8,812,000
50,445,634	48,258,369	68,583,000	56,026,000	63,051,000	....Chile	27,076,173	37,232,967	30,511,000	14,791,000	14,753,000
16,968,666	12,678,838	17,446,000	19,124,000	25,807,000	....China	55,551,100	40,564,435	22,959,000	20,064,000	14,187,000
2,788,589	1,701,732	2,757,000	3,153,000	2,561,000	...Colombia	1,588,872	2,954,287	1,276,000	1,622,000	1,716,000
73,313,574	58,708,920	53,313,000	62,827,000	79,067,000	....Congo States	12,801,004	18,467,004	16,265,000	18,232,000	23,970,000
401,515	47,472	443,000	254,000	171,000	....Cuba	10,496,574	8,510,794	3,761,000	7,233,000	9,911,000
3,646,293	3,295,525	1,656,000	2,101,000	6,311,000	..Denmark	12,443,064	10,537,818	10,354,000	10,005,000	12,189,000
3,072,828	2,318,884	2,974,000	4,729,000	4,206,000	...Egypt	46,444,189	32,185,718	20,765,000	20,751,000	22,041,000
604,630,795	652,016,908	516,739,000	562,983,000	747,164,000	...France	548,061,971	530,491,655	464,797,000	498,536,000	669,146,000
4,305,960	4,190,156	3,576,000	2,962,000	2,114,000	....French Africa, West	1,530,781	850,501	1,177,000	734,000	1,143,000
465,153,404	460,172,947	449,864,000	494,930,000	576,090,000	....Germany	642,066,708	701,266,569	680,318,000	729,805,000	881,435,000
8,711,220	11,286,419	9,373,000	10,257,000	18,033,000	....Greece	8,744,081	8,678,896	8,991,000	8,167,000	7,605,000
2,174,452	2,255,619	1,430,000	400,000	263,000	....Hayti	79,723	23,811	77,000	98,000	282,000
259,796,110	299,362,747	289,774,000	283,044,000	293,461,000	....Holland	273,289,732	303,939,982	281,794,000	311,174,000	328,335,000
1,040,724	236,196	400,000	1,085,000	827,000	...Hong Kong	1,825,222	1,307,814	1,391,000	2,042,000	2,620,000
10,082,050	9,008,930	20,192,000	18,274,000	15,912,000	....Indo-China, British	3,617,735	3,722,213	3,822,000	3,320,000	4,276,000
44,423,487	46,156,194	44,458,000	38,545,000	37,550,000	...Italy	66,832,993	99,088,784	60,637,000	60,311,000	72,418,000
8,080,595	16,137,072	14,152,000	17,555,000	29,832,000	...Japan	21,716,715	23,023,825	15,176,000	20,080,000	25,588,000
5,356,437	5,567,169	7,861,000	9,169,000	11,414,000	....Mexico	9,477,440	10,318,954	5,606,000	6,969,000	9,859,000
103,423	758,817	302,000	722,000	188,000	....Morocco	3,208,099	2,485,875	2,416,000	2,309,000	2,166,000

337,570	3,260,227	4,407,000	4,322,000	8,226,000	Natal	2,362,776	2,110,417	2,028,000	3,717,000	3,846,000
29,492,703	29,583,583	30,732,000	31,575,000	35,902,000	Norway	11,872,826	12,344,985	14,188,000	12,342,000	13,458,000
238,764	498,417	324,000	25,000	202,000	Persia	2,140,846	2,524,979	1,484,000	3,705,000	6,566,000
8,251,347	6,982,700	4,277,000	5,310,000	3,828,000	Peru	1,792,069	1,692,420	1,631,000	1,290,000	1,896,000
537,711	1,209,949	3,727,000	5,432,000	1,340,000	Philippines	798,191	663,531	617,000	498,000	1,206,000
8,041,880	11,848,613	8,982,000	12,915,000	18,649,000	Portugal	12,553,246	13,959,549	13,149,000	14,427,000	17,987,000
161,380,236	206,441,831	111,338,000	112,652,000	204,625,000	Roumania	27,218,108	20,985,345	11,786,000	9,186,000	17,437,000
233,745,470	210,839,917	202,999,000	326,199,000	364,053,000	Russia	35,652,363	38,453,663	38,231,000	40,902,000	67,015,000
57,770	355,655	238,000	87,000	298,000	Servia	300,693	1,059,738	3,208,000	1,724,000	562,000
677,535	1,218,000	911,000	1,928,000	69,000	Seychelles	.....	.....	.....	.....	.....
4,363,123	1,638,650	8,047,000	7,303,000	7,543,000	Siam	889,879	2,277,962	1,476,000	5,412,000	5,013,000
55,820,843	60,790,430	45,972,000	45,844,000	48,661,000	Spain	35,189,166	31,129,736	35,345,000	39,280,000	39,154,000
34,199,655	28,194,559	29,362,000	28,467,000	33,415,000	Sweden	11,702,248	11,161,621	9,332,000	10,581,000	12,498,000
15,171,465	13,143,536	12,158,000	13,209,000	14,829,000	Switzerland	34,263,100	40,657,239	37,041,000	37,546,000	44,737,000
1,846,380	4,967,902	7,312,000	5,376,000	5,261,000	Tunis	2,854,859	3,269,429	9,192,000	2,319,000	2,410,000
24,674,731	26,324,273	16,117,000	13,459,000	21,762,000	Turkey	33,155,232	31,430,871	23,308,000	28,610,000	35,739,000
299,479,078	318,301,226	341,463,000	277,192,000	231,186,000	United States	108,362,552	80,368,374	72,992,000	107,088,000	117,145,000
20,788,518	23,363,836	22,819,000	28,848,000	31,412,000	Uruguay	4,322,608	4,024,427	3,413,000	5,054,000	4,325,000
13,351,305	13,506,736	9,883,000	20,445,000	31,595,000	Other Countries	114,752,620	109,776,163	47,326,000	112,476,000	121,275,000
3,454,017,157	3,773,622,825	3,327,433,000	3,704,316,000	4,264,961,000	Totals	2,793,840,167	2,848,124,797	2,506,444,000	2,809,723,000	3,407,428,000

BELGIUM.

TOTAL Quantities and Values of the Principal Articles Imported for Consumption during the Years ended December 31, 1906 to 1910, inclusive.

NOTE:- Franc = 19·3 cents. Kilog = 2·204 lbs. Hectolitre = 21·99 galls. Cub. metre = 35·31 cub. ft.

ARTICLES	1906.		1907.		1908.		1909.		1910.	
	Quantity.	Value.	Quantity.	Value.	Quantity.	Value.	Quantity.	Value.	Quantity.	Value.
		Francs.		Francs.		Francs.		Francs.		Francs.
Alimentary preserves (except cheese)	.....	5,606,443	.....	6,945,067	.....	7,594,463		7,929,028	.....	9,227,047
Animals—										
Horned cattle ..... No.	63,201	23,919,494	74,007	28,654,037	75,731	28,768,534	71,556	25,531,297	63,418	24,317,395
Horses ..... "	53,257	21,656,000	52,405	20,344,917	44,401	17,008,016	44,084	16,342,445	51,956	22,892,046
Sheep and lambs ..... "	156,473	5,643,009	148,852	5,941,400	175,519	7,006,526	168,445	6,347,181	157,990	6,117,486
Other	.....	2,153,077	.....	2,447,551	.....	2,773,138	.....	2,276,530	.....	2,664,539
Animal products, raw :										
Grease ..... Kilogs	43,378,264	38,435,950	45,901,424	42,879,085	41,299,236	41,835,940	43,862,571	46,226,066	50,284,861	51,422,699
Ivory ..... "	325,372	11,388,020	357,529	12,871,044	382,587	12,147,137	358,175	10,207,988	321,477	8,358,402
Other	.....	15,909,427	.....	15,733,898	.....	16,056,387	.....	18,784,855	.....	21,233,436
Apparel, wearing	.....	18,205,879	.....	19,921,877	.....	19,275,333	.....	20,616,964	.....	22,514,302
Arms	.....	2,662,308	.....	3,496,557	.....	3,166,257	.....	2,431,004	.....	3,018,948
Beer ..... Hectols	204,379	7,359,586	220,454	7,938,263	228,416	8,224,428	237,975	8,568,667	271,555	9,778,169
Butter, fresh or salted ..... Kilogs	5,047,813	14,689,000	5,683,259	16,310,954	4,988,734	14,467,329	5,768,969	17,018,458	5,668,145	17,174,479
Cheese ..... "	13,759,134	16,519,860	14,641,510	17,615,564	14,084,665	18,487,680	13,845,398	19,854,480	14,285,913	20,965,305
Chemical products—										
Salts of soda ..... "	259,324,929	51,553,186	264,126,921	52,818,394	319,164,495	70,265,665	307,039,259	58,348,468	348,180,503	61,851,424
Other	.....	33,711,644	.....	37,998,406	.....	38,059,052	.....	44,466,540	.....	49,278,447
Coal and coal briquettes 1000 kilogs	5,506,991	96,152,000	5,437,694	99,617,348	5,589,209	95,848,179	6,021,717	97,869,466	6,713,204	107,477,573
Cocoa ..... Kilogs	7,428,515	14,665,024	7,397,386	21,482,865	8,074,635	13,662,658	10,175,890	15,315,157	11,641,756	17,536,653
Coffee ..... "	53,996,088	56,241,000	113,526,043	109,445,598	61,079,892	65,204,455	57,297,980	56,079,893	50,152,374	65,699,369
Coke ..... 1000 kilogs	352,316	8,455,584	362,698	9,067,450	287,037	7,003,703	316,053	7,427,245	498,128	12,602,639
Cordage ..... Kilogs	904,540	1,085,448	987,311	1,184,773	935,716	1,029,288	1,297,151	1,426,866	1,452,845	1,598,129
Cotton—										
Raw ..... "	54,049,294	67,562,000	62,217,207	84,033,729	49,040,356	51,492,374	66,906,780	93,669,492	62,900,155	97,495,241
Yarn ..... "	2,888,979	8,413,000	2,727,737	8,482,593	2,654,307	7,705,409	2,796,006	10,612,006	2,386,707	9,988,687
Manufactures	.....	35,676,000	.....	38,671,346	.....	33,662,950		37,023,920	.....	41,004,766
Drugs and druggists sundries	.....	48,591,621	.....	49,654,483	.....	48,849,919		37,746,223	.....	30,858,276
Dyes and dye stuffs ..... Kilogs	104,843,331	61,465,000	105,077,316	70,045,146	91,541,087	70,636,744	109,937,475	88,915,448	120,641,265	68,213,188

Earthenware		10,651,500		12,148,388		11,345,386		10,344,953			10,869,969
Eggs (poultry) ... No.	224,850,600	16,937,151	218,865,430	16,661,437	189,866,268	14,337,252	199,715,970	14,423,858	221,612,661		16,620,749
Fish ... Kilogs.	62,075,951	25,033,000	66,792,115	28,719,192	68,322,505	32,400,214	73,144,512	34,359,559	73,733,921		25,997,733
Flax, hemp, jute—											
Flax, raw ... "	146,659,624	151,059,000	161,567,940	145,411,146	158,245,474	62,020,266	174,680,878	83,283,253	165,067,697		165,280,957
Hemp " ... "	18,555,618	17,628,000	22,983,006	21,833,856	17,772,105	13,165,400	18,835,583	14,375,706	18,188,841		14,027,972
Jute " ... "	21,003,886	12,602,331	20,924,404	12,554,642	20,778,575	9,973,716	23,899,759	11,232,887	21,496,202		10,748,101
Flax hemp and jute yarn "	10,206,671	37,794,000	13,505,019	54,032,722	11,666,318	39,678,969	11,454,086	40,668,731	10,339,587		37,753,201
" " unfrs.		1,861,659		1,873,484		1,739,044		1,859,443			2,331,843
Fruits		18,534,602		17,431,869		18,187,176		18,734,592			20,080,801
Furniture		6,717,640		7,432,691		7,212,511		7,797,218			10,131,361
Glass and glassware		4,489,729		4,746,105		4,712,828		5,412,654			6,956,592
Grain											
Barley ... Kilogs.	386,299,273	57,945,000	379,287,566	70,168,200	319,730,924	59,150,221	353,077,467	61,824,480	353,968,010		55,926,945
Buckwheat ... "	6,558,420	1,131,000	6,849,169	1,198,605	7,386,569	1,292,650	6,578,221	1,269,597	7,902,993		1,414,635
Corn ... "	510,976,723	61,317,000	596,927,426	95,508,388	486,438,602	75,884,422	561,152,109	88,381,458	635,735,750		92,181,684
Oats ... "	88,900,005	15,558,000	23,748,508	4,274,732	45,245,144	8,144,126	80,970,379	15,384,373	103,576,097		17,400,784
Peas and beans ... "	45,665,571	9,987,060	50,558,615	11,628,481	40,684,644	9,503,933	60,752,625	15,097,027	76,307,015		19,320,936
Rice ... "	87,270,485	17,725,000	74,911,709	17,549,709	103,577,599	23,475,563	101,724,022	21,814,054	94,605,844		22,008,345
Rye ... "	80,450,827	11,263,000	42,289,683	8,035,040	38,856,187	6,216,990	55,627,749	9,278,708	127,722,974		18,775,277
Wheat ... 1000 kilogs.	1,848,702	314,279,000	1,836,216	367,243,207	1,824,328	383,108,963	1,930,191	443,943,900	2,047,155		415,572,491
Grain products											
Bran ... Kilogs.	82,863,257	11,601,000	57,985,682	8,697,852	64,333,507	9,650,026	67,589,576	10,138,437	65,239,851		9,133,579
Malt ... "	17,415,597	4,437,000	19,500,627	5,265,169	14,094,331	3,897,083	12,467,897	3,393,375	14,266,777		3,803,523
Wheat flour ... "	4,943,174	1,063,000	4,332,742	1,126,513	2,821,352	737,784	2,063,564	577,798	2,610,684		678,778
Gutta percha											
Unmanufactured ... "	9,440,661	94,406,610	8,297,338	70,527,373	8,066,453	62,515,011	8,552,163	96,639,442	10,576,147		161,815,050
Manufactured		3,851,760		4,911,635		4,793,587		6,355,652			8,591,661
Hides and skins—											
Raw ... Kilogs.	64,499,677	119,324,000	62,528,920	93,793,380	68,915,335	110,264,536	74,563,811	137,943,051	77,386,690		139,296,042
Dressed		17,403,849		17,700,917		19,382,192		17,396,304			20,809,645
Manufactures of		13,167,167		11,909,568		10,496,228		14,890,549			17,440,631
Honey ... Kilogs.	1,920,717	1,267,713	2,057,043	1,522,212	1,882,557	1,411,918	1,946,846	1,499,072	2,111,692		1,626,002
Instruments and apparatus, scientific		2,512,835		2,298,176		2,468,176		2,826,933			2,891,158
Machines, implements and tools		74,116,000		94,371,142		72,059,864		68,856,451			80,458,342
Manures ... Kilogs.	211,066,751	27,030,000	211,653,792	24,550,805	186,133,027	21,585,701	239,276,197	21,161,845	231,830,788		16,861,368
Meats ... "	20,082,664	23,369,000	18,161,203	22,381,384	13,886,699	17,774,260	12,404,118	15,844,944	12,226,097		24,782,163
Metals											
Aluminium		7,232,199		5,830,897		1,253,139		2,072,534			2,458,767
Copper ... Kilogs.	25,583,953	61,887,229	24,829,193	57,137,585	19,600,949	34,238,364	20,949,630	33,693,463	20,218,650		31,747,349
Gold		36,063,783		15,131,792		16,062,423		14,063,117			24,224,244
Iron and steel—											
Cast iron, crude ... Kilogs.	694,417,020	48,609,191	609,947,481	14,373,680	397,539,187	27,052,542	477,220,612	30,733,607	687,001,304		46,578,688
" wrought ... "	3,762,599	761,926	3,856,430	794,424	5,117,148	895,501	4,070,857	641,160	5,648,350		900,912
Iron hammered or rolled and steel in bars or sheets ... "	48,009,941	7,628,725	57,072,426	9,583,778	55,146,917	8,403,743	57,121,268	8,196,669	64,207,450		9,062,941
Steel blooms, slabs, billets ... "	106,275,123	11,443,408	91,301,755	10,871,533	96,097,549	10,673,642	112,535,636	11,498,049	90,481,360		9,770,257

BELGIUM.

TOTAL Quantities and Values of the Principal Articles Imported for Consumption, &c.—*Concluded.*

Articles.	1906.		1907.		1908.		1909.		1910	
	Quantity.	Value	Quantity.	Value.	Quantity.	Value.	Quantity.	Value.	Quantity.	Value.
		Francs.		Francs.		Francs.		Francs.		Francs
Metals—*Con.*										
Iron and steel—*Con.*										
Tinned plates.....Kilogs.	9,605,695	4,277,495	8,440,200	3,587,207	8,534,954	3,247,824	8,596,424	3,343,917	10,441,491	4,096,240
Tubes and pipes ..... "	10,333,756	6,768,610	12,480,377	8,174,647	10,730,158	5,686,954	12,084,014	5,981,588	12,815,216	6,343,531
Wire and rods..... "	50,304,668	8,551,791	47,421,787	8,369,945	69,793,822	10,957,630	52,444,601	7,617,578	61,093,954	8,895,280
Other iron and steel.....	.....	16,649,812	.....	21,479,853	.....	16,688,330	.....	16,886,500	.....	19,298,893
Lead..... Kilogs.	58,587,095	26,649,083	68,934,449	32,238,874	59,945,926	22,599,447	65,758,552	23,599,790	58,023,701	20,313,095
Nickel ..... "	485,471	2,191,163	539,100	2,320,387	347,781	1,369,812	293,195	2,076,911	370,876	1,496,786
Silver	.....	96,036,180	.....	105,948,364	.....	86,792,142	.....	95,287,585	.....	188,313,995
Tin.....Kilogs.	3,214,712	15,320,991	2,671,733	11,456,179	1,625,334	5,753,863	1,996,581	7,042,984	2,442,840	10,193,463
Zinc..... "	15,598,502	10,518,222	14,456,632	8,775,499	20,500,492	10,797,096	22,579,239	12,683,686	20,923,271	12,048,892
Minerals, raw—										
Cement..... "	29,003,233	812,090	37,460,653	1,048,898	8,922,434	229,752	10,769,700	258,473	14,333,948	352,615
Diamonds, rough.....	.....	93,418,000	.....	92,628,038	.....	23,317,227	.....	95,208,050	.....	98,447,053
Iron ore.....1000 kilogs.	3,549,391	32,201,678	3,620,375	30,460,863	3,342,404	23,200,958	4,347,337	31,555,954	5,183,452	40,135,020
Sulphur. .....Kilogs.	18,626,748	2,794,012	17,957,307	2,693,596	20,473,011	3,070,952	24,157,365	3,623,604	25,230,393	3,784,558
Other.....	.....	126,818,960	.....	161,397,229	.....	159,809,287	.....	163,182,742	.....	193,324,785
Musical instruments.....	.....	2,335,255	.....	2,535,780	.....	2,204,468	.....	2,354,691	.....	2,472,202
Oil cake .....Kilogs.	231,429,092	46,285,818	192,296,819	38,459,364	250,867,023	50,173,405	242,527,639	50,930,804	250,513,717	52,607,880
Oils—Petroleum..... "	196,457,653	37,584,439	217,857,944	45,118,459	216,112,903	45,792,376	242,589,364	50,063,113	212,612,082	40,262,045
Vegetable. ...	.....	27,182,777	.....	30,710,828	.....	28,674,938	.....	35,990,766	.....	43,975,354
Paper.....	.....	11,350,135	.....	11,829,592	.....	10,372,636	.....	10,171,245	.....	12,788,148
Potatoes.....Kilogs.	175,513,506	14,620,275	94,966,989	7,359,942	109,192,978	8,562,351	99,398,102	7,643,715	110,141,916	9,207,864
Printed matter.....	.....	14,010,116	.....	14,004,415	.....	14,532,595	.....	15,522,502	.....	17,799,946
Rags .....Kilogs.	49,276,938	17,246,938	47,918,719	16,771,552	40,556,046	14,194,616	50,159,343	17,555,770	60,827,737	12,165,547
Resins and bitumens..... "	332,296,931	83,074,233	347,506,617	104,251,985	394,630,521	118,389,156	426,986,064	81,127,352	430,995,342	56,029,394
Salt..... "	173,962,946	4,393,174	185,272,382	4,684,006	204,566,251	5,113,380	187,446,431	4,219,656	206,087,766	4,459,818
Seeds, oleaginous..... "	324,491,825	93,479,000	449,432,687	140,816,030	360,663,564	120,433,568	475,203,587	153,235,170	486,660,667	171,178,576
Silk—Raw.... ..... "	168,325	1,246,000	405,267	3,850,036	430,541	2,970,733	597,710	4,721,909	657,374	5,982,103
Twist and yarn..... "	110,765	5,538,250	92,762	5,009,148	85,643	4,282,150	106,198	5,309,900	130,595	4,570,825
Manufactures.....	.....	11,889,000	.....	13,332,611	.....	11,743,046	.....	11,965,736	.....	14,226,015
Small wares.....	.....	21,912,569	.....	24,697,240	.....	22,083,574	.....	25,446,175	.....	27,959,264
Spirits....	.....	1,983,785	.....	2,178,145	.....	2,390,275	.....	2,830,429	.....	3,896,043
Stone....	.....	20,698,025	.....	18,864,472	.....	20,624,349	.....	16,670,315	.....	18,604,334

Sugar.....Kilogs.	6,624,032	1,643,035	6,587,436	1,752,259	7,075,382	2,028,785	9,042,337	2,658,385	9,998,739	3,518,923
Tea..... "	778,203	2,046,017	765,650	2,177,927	864,229	2,529,073	732,115	2,248,357	749,132	2,403,518
Tobacco—										
Unmanufactured..... "	9,591,764	24,152,724	9,143,723	26,680,852	9,492,347	27,724,702	9,613,798	15,764,822	9,523,012	17,745,474
Manufactured..... "	142,540	2,558,552	148,792	3,011,254	156,108	3,150,898	146,519	3,082,840	168,102	3,590,566
Vehicles.....	.....	6,693,803	.....	7,795,903	.....	6,693,971	.....	8,098,586	.....	10,305,197
Watches and watch fittings.....	.....	3,636,557	.....	3,744,014	.....	3,198,606	.....	3,362,839	.....	3,565,716
Wines..... Hectols.	371,370	30,702,000	345,992	31,430,332	340,074	28,395,257	345,465	31,100,787	491,771	47,259,294
Wood—Unmanufactured.....	.....	151,802,493	.....	157,065,657	.....	160,839,053	.....	163,049,455	.....	166,362,357
Pulp of wood..... Kilogs.	103,840,501	22,034,955	110,293,841	23,404,353	120,396,200	24,271,874	117,105,942	22,995,922	127,921,993	25,776,281
Mfd., other.....	.....	2,156,232	.....	2,307,419	.....	2,331,643	.....	2,263,841	.....	2,632,138
Wool—Raw.....Kilogs.	61,178,538	200,666,000	67,246,603	220,568,858	59,474,309	163,551,350	59,593,888	178,781,664	161,292,212	419,359,752
Yarn..... "	716,389	4,719,452	1,037,735	6,946,514	1,032,675	5,856,463	880,631	5,519,271	854,835	5,347,796
Manufactures.....	.....	19,424,000	.....	20,499,702	.....	20,752,189	.....	22,056,941	.....	22,778,581
Total value of principal and other articles imported.....	.....	3,454,017,000	.....	3,773,622,825	.....	3,327,432,638	.....	3,704,316,263	.....	4,264,960,692
Less gold and silver coin and bullion.....	.....	117,102,701	.....	108,084,281	.....	90,016,264	.....	99,544,281	.....	199,841,769
Total imports mdse.....	.....	3,336,914,299	.....	3,665,538,544	.....	3,237,416,374	.....	3,604,771,982	.....	4,065,118,923

BELGIUM.

TOTAL Quantites and Values of the Principal Articles of Domestic Produce Exported during the Years ended December 31, 1906 to 1910, inclusive.

NOTE:—Franc = 19·3 cents. Kilog = 2·204 lbs.

ARTICLES.	1906.		1907.		1908.		1909.		1910.	
	Quantity.	Value.	Quantity.	Value.	Quantity.	Value.	Quantity.	Value.	Quantity.	Value.
		Francs.		Francs.		Francs.		Francs.		Francs.
Alimentary preserves	.....	7,998,379	.....	7,258,110	.....	7,524,968	.....	9,441,403	.....	10,957,665
Animals—										
Horses ..... No.	28,666	35,466,000	26,555	32,934,055	26,012	29,741,155	28,354	33,040,400	34,576	42,617,340
Other	.....	2,167,669	.....	2,268,230	.....	2,480,735	.....	2,466,562	.....	2,576,457
Animal products, raw—										
Grease ..... Kilogs.	38,393,309	31,260,624	40,560,665	35,621,612	40,085,286	37,499,967	43,988,580	43,386,035	44,215,792	43,148,341
Ivory ..... "	304,661	10,663,135	331,617	11,938,212	244,329	7,757,446	375,524	10,702,434	349,320	9,082,320
Other	.....	19,160,370	.....	18,817,301	.....	17,924,095	.....	20,137,585	.....	24,669,129
Apparel, wearing	.....	12,058,601	.....	13,873,828	.....	13,555,358	.....	15,570,512	.....	18,789,825
Arms	.....	23,122,942	.....	25,081,400	.....	26,103,386	.....	24,476,420	.....	25,142,758
Butter, fresh and salted ... Kilogs.	1,680,212	4,889,000	1,703,343	4,888,594	1,733,433	5,026,956	1,813,892	5,350,981	1,591,792	4,823,130
Candles ..... "	3,390,614	3,130,000	3,156,777	3,188,337	3,228,431	3,228,431	3,813,505	3,813,505	4,253,112	4,465,768
Chemical products—										
Salts of soda ..... "	88,873,883	18,473,000	81,993,974	16,208,334	113,662,717	23,375,374	136,661,504	25,932,512	166,017,726	30,188,316
Other	.....	34,370,830	.....	36,736,425	.....	31,285,135	.....	40,377,174	.....	42,118,582
Chicory, raw ..... Kilogs.	37,374,587	5,232,442	44,494,940	6,674,241	35,175,229	5,276,284	38,080,972	6,092,956	55,490,372	12,762,786
Coal ..... 1000 kilogs.	5,432,093	95,599,000	5,157,571	95,188,565	5,244,168	90,409,982	6,636,126	92,423,609	5,507,547	88,636,205
Cocoa ..... Kilogs.	2,309,304	4,353,538	2,891,834	8,142,328	2,547,096	4,120,021	3,802,182	5,282,654	5,229,836	7,216,387
Coffee ..... "	15,026,424	15,644,631	15,646,161	15,969,081	17,445,798	17,989,128	15,199,030	16,280,577	12,941,602	17,616,263
Coke ..... 1000 kilogs.	865,475	20,555,000	863,440	21,586,000	917,253	22,380,973	1,014,964	23,851,654	1,043,662	26,404,649
Cordage ..... Kilogs.	7,418,835	8,902,602	6,689,413	8,027,296	5,482,267	6,030,494	5,402,692	5,942,961	5,530,267	6,083,294
Cotton—										
Yarn ..... "	3,116,331	6,662,703	4,075,485	9,394,965	4,010,697	8,395,840	3,718,927	8,714,803	5,138,490	13,028,006
Manufactures	.....	55,589,735	.....	59,420,280	.....	54,908,779	.....	65,307,388	.....	78,477,842
Drugs and druggists' sundries	.....	35,721,462	.....	34,377,967	.....	35,864,908	.....	24,483,391	.....	25,914,445
Dyes and dye stuffs	.....	52,787,559	.....	45,281,570	.....	36,860,895	.....	18,402,748	.....	85,087,010
Earthenware	.....	13,885,096	.....	12,809,313	.....	11,286,680	.....	13,565,058	.....	14,824,054
Eggs (poultry) ..... No.	128,778,586	10,946,180	129,296,878	10,990,235	128,667,247	10,936,716	126,562,586	10,707,195	140,724,699	10,554,352
Fish ..... Kilogs.	14,699,650	5,038,523	15,463,302	4,875,195	17,644,731	5,794,613	16,623,609	6,963,887	15,883,486	6,892,376
Flax, hemp, jute—										
Flax, raw ..... "	56,563,105	101,814,000	59,280,051	106,704,092	54,762,541	82,143,816	60,076,167	96,121,867	60,568,298	121,136,596

10F—4½

Hemp, raw ..... Kilogs.	6,469,423	6,145,952	9,187,194	8,727,834	7,294,296	8,023,736	7,545,174	8,299,691	9,240,143	10,164,487
Jute, raw ..... "	2,834,044	1,700,426	838,829	503,297	814,534	390,976	1,185,469	557,170	1,427,772	713,886
Flax, hemp and jute yarn "	27,240,001	81,879,252	28,224,180	93,195,379	27,735,458	77,697,596	32,114,286	97,282,790	20,275,834	95,424,614
" " unfrs.	.....	17,231,629	.....	22,474,120	.....	18,115,386	.....	19,148,891	.....	18,014,016
Fruits	.....	12,570,409	.....	20,953,911	.....	15,818,170	.....	19,879,651	.....	8,425,755
Furniture	.....	8,475,832	.....	9,042,140	.....	8,344,189	.....	8,921,612	.....	10,170,560
Glass and glassware	.....	106,589,000	.....	84,482,800	.....	68,976,575	.....	77,991,194	.....	84,495,783
Grain—										
Barley ..... Kilogs.	72,613,316	10,891,997	73,749,567	13,613,670	54,288,956	10,043,457	49,188,475	8,622,740	16,789,459	7,392,735
Corn ..... "	162,175,052	19,461,006	190,346,196	30,455,391	151,969,622	23,707,261	174,501,272	27,183,950	182,466,795	26,457,685
Peas and beans ..... "	19,577,622	4,281,626	21,494,959	1,943,841	17,918,295	1,185,713	27,269,087	6,776,398	28,491,000	7,213,921
Rice ..... "	37,738,771	8,217,813	30,030,927	7,512,704	39,872,181	9,919,011	55,134,405	12,856,399	10,796,035	9,987,139
Rye ..... "	20,829,390	2,916,115	29,756,099	5,653,659	22,487,778	3,598,044	12,700,901	2,018,510	21,733,064	3,194,760
Wheat ..... "	436,861,643	74,266,479	485,857,271	97,171,454	658,030,503	138,186,406	621,743,901	143,001,097	623,185,820	126,506,721
Grain products—										
Bran ..... "	57,470,939	8,045,931	53,747,007	8,062,051	36,320,275	5,448,041	39,845,530	5,976,829	37,785,540	5,289,976
Wheat flour ..... "	39,087,543	8,403,822	39,322,595	10,223,875	47,088,958	12,313,763	51,904,748	14,533,329	63,842,705	16,599,103
Gutta percha—										
Unmanufactured ..... "	7,684,269	76,842,690	6,298,595	53,538,057	6,820,506	52,858,921	7,334,134	82,875,714	8,302,215	127,023,889
Manufactured	.....	2,092,641	.....	2,998,312	.....	2,376,553	.....	2,635,483	.....	1,418,075
Hides and skins—										
Raw ..... Kilogs.	46,147,966	85,929,000	41,195,223	66,292,834	51,442,820	82,308,512	49,385,515	91,363,203	50,800,615	91,441,107
Dressed	.....	26,705,155	.....	24,542,250	.....	23,701,373	.....	26,542,780	.....	29,955,687
Manufactures of	.....	23,250,526	.....	20,041,556	.....	17,518,980	.....	22,208,982	.....	24,168,353
Machines, implements and tools—										
Locomotives, railway carriages, &c.	.....	135,709,000	.....	195,885,968	.....	133,409,606	.....	90,954,399	.....	115,679,985
Other machines, &c.	.....	65,415,000	.....	66,775,314	.....	60,157,289	.....	52,757,230	.....	65,082,311
Manures	.....	40,059,000	.....	42,231,665	.....	46,621,464	.....	50,070,145	.....	50,276,978
Meats ..... Kilogs.	9,358,496	15,422,000	9,399,766	15,559,521	10,565,177	17,881,415	8,133,767	14,262,732	7,786,320	15,342,001
Metals—										
Aluminium	.....	5,949,411	.....	4,546,672	.....	1,537,769	.....	1,346,332	.....	1,185,577
Copper ..... Kilogs.	17,126,245	41,948,100	16,929,771	39,168,740	11,109,483	20,686,118	13,646,685	23,504,402	15,260,110	25,459,129
Gold	.....	87,467,323	.....	5,282,159	.....	7,493,105	.....	6,026,721	.....	9,100,019
Iron and steel—										
Cast iron, crude ..... Kilogs.	31,442,784	2,373,930	24,422,525	1,892,746	14,004,455	1,004,820	19,260,738	1,351,141	14,611,960	1,046,216
" wrought ..... "	28,056,300	5,681,401	28,788,329	5,930,396	24,774,756	4,335,582	21,343,468	3,834,096	27,335,854	4,360,069
Iron, hammered or rolled, and steel, in bars or sheets—										
Beams ..... Kilogs.	100,734,432	11,908,696	88,705,603	13,394,546	50,960,020	7,083,443	61,453,330	8,357,653	66,607,896	9,291,801
Rails ..... "	161,109,949	22,113,163	153,696,594	22,055,461	118,851,715	15,926,532	114,424,673	14,652,344	165,526,082	21,808,061
Sheets ..... "	115,631,549	19,287,342	108,348,306	19,166,815	105,990,911	17,591,491	138,426,424	21,594,522	148,851,246	22,863,551
Other ..... "	435,850,091	67,556,765	468,241,060	76,651,062	420,869,792	61,952,033	494,316,333	68,017,927	537,145,407	72,985,086
Nails ..... "	28,035,351	6,167,777	27,235,077	5,991,717	32,123,222	6,296,152	36,444,057	6,723,929	43,489,010	8,306,401
Tubes and pipes ..... "	3,948,870	2,586,510	3,110,303	2,037,248	3,557,241	1,885,338	4,126,026	2,042,383	2,139,446	1,059,026
Wire or rods ..... "	17,706,110	3,010,039	17,862,528	3,152,736	25,357,410	3,981,392	47,816,126	6,945,292	59,062,346	8,599,478
Other iron and steel	.....	87,062,481	.....	85,523,093	.....	77,245,191	.....	81,101,017	.....	98,393,353
Lead ..... Kilogs.	54,798,442	24,120,502	62,758,533	28,922,145	66,010,725	23,080,937	59,856,664	20,005,388	65,944,867	24,669,644
Nickel ..... "	455,332	3,606,372	367,016	5,723,662	698,084	3,460,342	904,971	6,575,035	801,742	5,055,058
Silver	.....	26,100,313	.....	18,102,360	.....	21,954,589	.....	50,947,808	.....	68,247,649

BELGIUM.

TOTAL Quantities and Values of the Principal Articles of Domestic Produce Exported, &c.—*Concluded.*

ARTICLES.	1906.		1907.		1908.		1909.		1910.	
	Quantity.	Value.	Quantity.	Value.	Quantity.	Value.	Quantity.	Value.	Quantity.	Value.
		Francs.		Francs.		Francs.		Francs.		Francs.
Metals—*Con.*										
Tin.....Kilogs.	374,776	1,783,198	394,708	1,677,657	324,223	1,155,710	480,162	1,765,928	704,279	2,944,172
Zinc..... "	133,344,942	90,195,130	139,235,282	84,760,420	140,231,157	74,126,136	160,562,123	90,429,009	160,534,288	92,531,421
Minerals, raw—										
Cement..... "	813,329,219	22,773,218	727,122,330	20,359,425	573,757,262	14,774,249	654,485,102	15,707,642	715,171,361	17,593,215
Diamonds, rough.....	.....	99,966,970	.....	94,824,590	.....	23,862,285	.....	92,772,650	.....	99,057,412
Iron ore.....Kilogs.	436,465,000	4,168,241	524,316,000	4,409,498	446,233,000	3,087,932	435,452,000	3,161,382	595,233,000	4,607,103
Sulphur..... "	5,841,423	876,213	8,428,195	1,264,229	6,790,983	1,018,647	15,744,810	2,361,721	10,886,040	1,632,906
Other.....	.....	52,276,198	.....	64,763,974	.....	62,311,667	.....	60,855,370	.....	65,198,224
Oils—										
Petroleum.....Kilogs.	31,907,673	6,103,938	39,015,091	8,185,366	43,095,977	9,132,000	51,126,363	10,552,356	62,747,685	11,921,552
Vegetable..... "	36,247,033	23,376,000	34,416,537	26,909,458	34,921,980	24,959,351	42,310,711	30,378,555	19,127,073	39,194,611
Paper.....	.....	29,606,024	.....	34,299,485	.....	32,335,024	.....	32,074,335	.....	34,653,685
Potatoes.....Kilogs.	106,138,701	8,841,354	126,038,822	9,768,009	94,789,774	7,412,560	85,294,517	6,559,148	133,975,702	11,200,369
Printed matter.....	.....	7,400,822	.....	7,372,505	.....	7,867,017	.....	8,259,470	.....	9,018,073
Rags.....Kilogs.	54,619,852	19,116,948	54,729,074	19,155,176	48,908,430	17,117,951	52,034,580	18,212,103	59,264,665	17,779,399
Resins and bitumens..... "	123,275,424	30,818,856	123,773,576	37,132,073	131,605,724	39,481,717	133,264,298	35,981,360	152,182,863	41,089,373
Silk—										
Raw..... "	206,616	3,099,240	283,469	5,102,442	361,506	5,061,084	418,220	6,691,520	368,843	6,270,331
Twist and yarn..... "	288,865	5,488,435	513,206	9,494,311	722,089	15,163,869	1,008,431	20,168,620	1,234,407	22,219,326
Manufactures.....	.....	690,459	.....	147,843	.....	426,235	.....	610,076	.....	985,030
Small wares and hardware.....	.....	21,010,926	.....	25,755,665	.....	17,443,223	.....	20,321,959	.....	22,376,465
Spirits.....	.....	2,289,739	.....	2,708,893	.....	2,285,775	.....	1,645,986	.....	1,710,765
Stone.....	.....	42,332,989	.....	45,559,502	.....	45,623,741	.....	28,160,831	.....	28,324,464
Sugar—										
Raw.....Kilogs.	124,978,850	26,246,000	101,369,807	23,315,056	80,789,583	20,203,413	69,929,928	18,481,784	38,406,421	12,293,369
Refined..... "	85,023,932	25,350,000	71,488,843	22,276,042	52,566,422	17,986,822	75,750,189	25,618,249	82,229,410	32,858,166
Tobacco.....	.....	1,649,105	.....	2,162,146	.....	2,325,852	.....	2,107,379	.....	2,110,496
Vehicles.....	.....	12,970,524	.....	13,551,610	.....	13,688,521	.....	13,833,411	.....	21,384,063
Wines.....	.....	174,317	.....	174,984	.....	139,299	.....	125,760	.....	157,759
Wood—										
Unmanufactured.....	.....	2,759,620	.....	3,061,005	.....	3,031,082	.....	3,295,379	.....	2,994,196

Pulp of wood .. Kilogs	30,950,007	9,554,267	33,086,548	10,213,817	24,704,362	7,245,789	27,082,176	7,704,879	37,471,351	10,979,106
Manufactured, other..... ..	.....	19,839,392	.....	18,315,848	.....	14,737,008	.....	14,647,772	....	14,464,409
Wool										
Raw ..... Kilogs.	18,188,254	100,945,000	18,496,793	102,657,201	48,354,659	82,595,965	18,439,509	90,353,591	109,524,516	366,907,129
Yarn ..... "	9,157,861	50,571,000	10,664,310	56,679,968	8,232,235	36,068,673	9,937,918	18,666,267	11,300,518	57,112,238
Manufactures	.....	13,659,000	.....	15,238,374	.....	13,698,243	.....	14,802,248	.....	12,431,312
Total value of principal and other articles exported...	.....	2,793,840,167	.....	2,848,124,797	.....	2,506,443,668	.....	2,809,723,273	.....	3,407,428,320
Less gold and silver coin and bullion...	.....	112,495,966	.....	22,229,117	.....	28,174,579	.....	55,658,980	.....	76,139,441
Total exports (mdse).....	.....	2,681,344,201	.....	2,825,895,680	.....	2,478,269,089	.....	2,754,064,293	.....	3,331,288,879

BERMUDA.

VALUE of the Total Imports and Exports from and to each Principal Country, during the Years ended December 31, 1905 to 1909, inclusive. *(Including Coin and Bullion.)*

Imports.					Countries.	Exports.				
1905.	1906.	1907.	1908.	1909.		1905.	1906.	1907.	1908.	1909.
$	$	$	$	$	*British Empire.*	$	$	$	$	$
871,377	569,366	592,910	504,094	554,537	United Kingdom	23,005	155,884	8,910	20,819	16,741
5,509	5,923	5,251	4,497	9,198	British Guiana	8,244	3,820	2,175	2,385	1,776
51,268	39,395	24,946	24,255	23,710	British West Indies	17,700	15,354	11,237	8,122	8,298
394,911	269,862	352,288	365,268	408,240	Canada	14,469	7,188	21,817	7,105	14,244
613	2,165	546	73	181	Other British Possessions	.....	.....	.....	.....	.....
1,326,678	886,711	975,941	898,187	995,866	Totals, British Empire	63,418	182,246	44,139	38,431	41,059
					Foreign Countries.					
2,005	.....	.....	.....	.....	France	.....	.....	.....	.....	.....
11,505	5,762	8,419	3,270	2,969	Germany	.....	.....	14,600	.....	.....
11,218	4,346	7,276	2,312	4,229	Teneriffe	.....	.....	.....	.....	.....
1,288,679	1,064,350	1,050,197	1,005,390	1,138,712	United States	706,645	598,323	625,503	474,475	853,842
3,595	3,387	5,066	1,115	2,711	Other Foreign Countries	920	4,730	.....	.....	.....
1,317,002	1,077,845	1,070,958	1,012,087	1,148,621	Totals, Foreign Countries	707,565	603,053	640,103	474,475	853,842
1,326,678	886,711	975,941	898,187	995,866	Totals, British Empire	63,418	182,246	44,139	38,431	41,059
2,643,680	1,964,556	2,046,899	1,910,274	2,144,487	Grand totals	770,983	785,299	684,242	512,906	894,901

BERMUDA.

TOTAL Quantities and Values of the Principal Articles of Merchandise Imported during the Years ended December 31, 1905 to 1909, inclusive.

ARTICLES.		1905.		1906.		1907.		1908		1909.	
		Quantity.	Value.	Quantity.	Value.	Quantity.	Value.	Quantity.	Value.	Quantity.	Value.
			$		$		$		$		$
Ale, beer and porter			110,488		73,175		73,876		68,990		65,540
Animals, living—Cattle	No.	1,874	127,907	1,420	112,230	861	78,542	987	79,579	1,377	107,286
Horses	"	131	20,464	49	6,881	73	10,366	79	10,385	148	23,569
Sheep	"	2,732	11,738	2,483	18,673	1,945	14,707	2,004	13,592	1,749	12,118
Beef			61,003		27,861		66,137		70,469		48,477
Bicycles	No.		2,823		2,428	175	5,100	189	4,687	241	6,069
Boats	"	15	1,104	34	1,187	15	1,815	15	4,283	15	2,146
Box materials			21,830		16,110		22,761		36,660		18,469
Bran			28,329		27,579		29,580		26,577		32,616
Bread			18,075		13,116		12,877		13,515		15,174
Building materials			67,330		25,511		20,016		19,403		28,513
Butter	Lbs.	386,848	96,467	358,960	82,782	278,806	77,628	298,078	78,115	191,575	75,307
Cheese	"	213,584	24,831	140,000	20,795	151,252	20,824	149,422	20,255	122,596	13,519
Clothing			120,781		101,197		83,935		66,138		68,274
Coal	Tons	6,470	32,607	9,188	33,415	11,247	39,186	12,440	45,143	8,622	31,103
Corn	Bush.	44,022	25,185	44,528	24,343	39,914	26,664	38,641	29,799	23,182	22,216
Cotton, linen, silk and woollen goods			227,394		194,559		196,312		165,316		189,755
Drugs			38,319		26,450		18,839		21,674		22,634
Earthenware and glassware			25,751		18,605		17,922		20,104		21,315
Eggs	Doz.	68,203	16,118	26,259	6,560	37,080	10,098	34,140	9,714	38,976	10,838
Fancy goods			29,531		20,620		20,727		30,047		32,928
Fertilizers			34,752		25,265		60,979		28,898		20,551
Fish, preserved			34,368		27,234		28,290		19,379		21,705
Flour			130,163		8,293		94,948		107,339		94,476
Fruits—Fresh			28,056		24,844		19,179		20,552		24,943
Dried			13,242		11,164		13,106		12,001		11,050
Fruits and meats, canned			65,043		31,132		44,749		51,187		65,992
Furniture			39,269		28,752		34,645		18,274		54,852
Groceries			37,897		36,310		29,653		23,520		35,877
Hardware and cutlery			42,199		30,426		35,838		34,456		40,860
Hay			20,133		17,578		24,285		21,325		15,856
Jewellery			38,066		27,419		35,005		25,640		36,879

BERMUDA.

TOTAL Quantities and Values of the Principal Articles of Merchandise Imported, &c.—*Concluded.*

ARTICLES.		1905.		1906.		1907.		1908.		1909.	
		Quantity.	Value.	Quantity.	Value.	Quantity.	Value.	Quantity.	Value.	Quantity.	Value.
			$		$		$		$		$
Lard	Lbs.	116,832	10,312	140,672	11,587	158,170	12,088	148,534	11,232	104,961	13,261
Leather, manufactured			76,811		63,515		62,984		65,987		65,592
Lumber	Ft.	1,819,818	50,506	1,163,002	29,293	1,041,687	23,924	648,681	12,643	1,382,045	38,066
Machinery			26,941		10,269		16,522		7,738		17,466
Meal			11,134		6,371		12,021		12,473		9,022
Metal manufactures			41,619		17,053		12,770		27,351		28,256
Musical instruments			8,431		3,596		4,536		5,012		2,716
Oats	Bush.	232,233	56,278	171,155	50,891	131,152	57,086	140,163	51,419	124,577	54,750
Oilmen's stores			80,217		55,198		36,500		23,360		30,791
Oils—Kerosene	Galls.	330,333	38,792	258,349	31,015	343,101	29,395	316,591	31,721	301,346	25,506
Paints and oils			19,831		13,198		14,128		12,220		14,639
Paper			12,293		10,214		11,188		11,587		11,300
Pease and beans			6,570		5,971		7,679		11,914		8,351
Potatoes			19,028		26,796		21,610		28,728		25,102
Poultry and meats			11,037		9,698		11,135		11,334		19,213
Provisions	Lbs.	992,780	95,178	937,959	98,471	354,743	84,286	747,202	78,163	858,499	104,686
Soap and starch			21,797		15,145		18,746		19,759		17,675
Stationery, including books			12,292		12,390		16,875		14,230		13,081
Spirits	Galls.	39,122	42,325	28,841	23,963	26,335	24,270	22,088	21,544	24,878	45,245
Sugar	Lbs.	2,283,314	74,655	1,651,664	41,655	1,644,337	52,063	1,820,025	55,144	2,505,419	50,301
Tea		98,489	20,995	81,500	15,909	81,552	15,422	68,029	12,678	76,279	14,293
Tobacco			58,950		42,652		31,125		32,178		39,123
Wines			15,364		10,799		14,261		10,896		11,163
All other articles			179,385		209,946		133,029		131,187		162,963
Totals (mdse)			2,595,013		1,937,789		1,998,233		1,900,541		2,090,168
Coin and bullion			48,667		26,767		48,666		9,733		54,019
Total imports			2,643,680		1,964,556		2,046,899		1,910,274		2,144,187

BERMUDA.

TOTAL Quantities and Values of the Principal Articles of Merchandise Exported during the Years ended December 31, 1905 to 1909, inclusive.

Articles.	1905.		1906.		1907.		1908.		1909.	
	Quantity.	Value.	Quantity.	Value.	Quantity.	Value.	Quantity.	Value.	Quantity.	Value.
		$		$		$		$		$
Arrowroot ... Lbs.	12,656	4,137	20,272	6,035	6,598	2,516	21,759	10,522	34,994	12,385
Bulbs, lily	.....	35,352	.....	43,119	.....	46,778	.....	19,549	.....	33,117
Casks, empty ... No.	7,529	10,526	6,407	8,955	1,123	6,107	4,615	6,117	.....	5,159
Furniture	.....	4,555	.....	5,013	.....	3,076	.....	341	.....	900
Groceries	.....	1,952	.....	3,177	.....	988	.....	.....	.....	341
Hides and skins	.....	8,897	.....	7,933	.....	5,859	.....	5,528	.....	5,110
Iron, old ... Tons.	425	2,677	1,000	5,353	5,646	24,586	.....	.....	300	1,460
Metal, old	.....	13,222	.....	18,911	.....	16,630	.....	194	.....	2,458
Onions	.....	303,996	.....	217,910	.....	307,520	.....	232,519	.....	128,358
Potatoes	.....	121,589	.....	74,368	.....	140,471	.....	124,129	.....	182,538
Spirits and wines	.....	9,358	.....	11,587	.....	3,713	.....	9,451	.....	8,375
Tallow	.....	3,684	.....	3,971	.....	1,567	.....	2,438	.....	2,112
Vegetables	.....	29,424	.....	29,584	.....	53,811	.....	45,080	.....	65,091
All other articles	.....	17,248	.....	154,385	.....	22,065	.....	8,304	.....	14,515
Totals (mdse)	.....	566,617	.....	590,301	.....	635,687	.....	464,172	.....	461,968
Coin and bullion	.....	204,366	.....	194,998	.....	48,555	.....	48,734	.....	432,933
Total exports	.....	770,983	.....	785,299	.....	684,242	.....	512,906	.....	894,901

BRAZIL.

VALUE of the Total Imports and Exports from and to each Principal Country during the Years ended December 31, 1905 to 1909, inclusive. (*Including Coin and Bullion.*)

NOTE:—Gold Milreis=54·6 cents.

Imports.					Countries.	Exports.				
1905.	1906.	1907.	1908.	1909.		1905.	1906.	1907.	1908.	1909.
Gold Milreis.	Gold Milreis.	Gold Milreis.	Gold Milreis.	Gold Milreis.		Gold Milreis.	Gold Milreis.	Gold Milreis.	Gold Milreis.	Gold Milreis.
70,500,000	82,620,000	108,045,423	90,885,019	88,576,783	United Kingdom	72,967,000	75,955,000	76,959,600	57,972,359	91,533,527
					British Possessions:					
1,388,000	1,516,000	2,210,554	2,074,312	1,750,799	Canada	.....	6,000	6,559	34,726	19,672
.....	.....	.....	.....	.....	Cape Colony	2,038,000	2,368,000	1,229,256	1,357,438	1,771,823
4,793,000	3,795,000	1,942,208	1,596,479	2,729,502	India	.....	.....	.....	29,062	89,779
3,870,000	3,746,000	3,913,267	4,504,439	3,689,078	Newfoundland	.....	5,000	.....	.....	.....
197,000	215,000	340,796	206,960	228,400	Other	90,000	344,000	192,185	128,741	183,710
31,210,000	31,190,000	32,272,965	31,966,273	33,131,799	Argentine Republic	12,104,000	17,100,000	15,641,768	16,490,408	18,792,197
4,615,000	4,556,000	6,028,942	5,051,433	4,343,493	Austria-Hungary	13,621,000	16,195,000	13,581,953	14,060,332	18,845,759
9,660,000	11,432,000	14,306,604	11,728,478	13,363,734	Belgium	8,034,000	9,830,000	26,045,534	8,705,096	11,922,797
371,000	393,000	373,360	406,304	328,834	Chile	646,000	817,000	930,333	1,013,462	1,326,146
284,000	259,000	328,130	235,715	256,625	China	.....	16,000	15,832	7,575	22,089
600,000	580,000	665,320	583,709	1,068,354	Denmark	978,000	1,006,000	327,560	348,831	425,913
23,883,000	27,176,000	31,109,866	28,436,242	34,169,238	France	29,029,000	57,844,000	64,051,894	30,009,503	48,718,204
.....	.....	.....	.....	.....	French Possessions	808,000	850,000	627,503	889,429	1,057,346
35,354,000	43,317,000	55,274,201	46,859,394	51,420,189	Germany	60,001,000	83,034,000	82,459,317	61,909,742	88,392,478
.....	.....	.....	.....	.....	Egypt	465,000	961,000	85,551	863,015	1,137,354
1,159,000	1,429,000	2,042,849	1,714,526	3,210,511	Holland	11,773,000	16,382,000	18,991,290	18,050,804	26,445,506
8,836,000	9,732,000	12,753,969	10,707,766	9,614,467	Italy	3,682,000	4,534,000	2,801,308	4,489,321	4,872,554
3,379,000	2,559,000	2,668,036	2,753,407	2,762,478	Norway	299,000	283,000	143,003	169,949	364,983
	1,275,000	1,252,283	1,286,767	1,028,439	Sweden		612,000	417,145	333,774	628,660
19,411,000	19,331,000	20,937,150	16,323,628	18,346,291	Portugal	2,325,000	2,780,000	3,336,414	1,725,633	1,663,782
248,000	354,000	296,618	337,028	263,953	Russia	1,018,000	1,236,000	636,620	446,457	498,178
1,907,000	2,379,000	3,210,254	2,899,888	2,796,850	Spain	1,292,000	1,750,000	1,593,860	1,942,974	1,953,354
2,061,000	2,660,000	3,431,174	3,107,956	3,604,794	Switzerland	.....	.....	.....	.....	.....
27,401,000	33,823,000	45,979,678	38,208,343	40,870,588	United States	163,201,000	165,578,000	154,954,274	157,394,946	227,514,926
13,079,000	9,906,000	10,017,304	9,732,759	11,553,170	Uruguay	6,487,000	7,131,000	6,614,003	7,161,203	9,555,697
950,000	904,000	844,412	872,379	1,019,220	Other Countries	5,967,000	4,723,000	9,929,664	6,956,591	8,703,025
265,156,000	295,147,000	360,245,363	315,479,204	330,127,589	Totals	396,828,000	471,640,000	481,572,426	392,491,371	566,439,459

BRAZIL.

TOTAL Quantities and Values of the Principal Articles of Merchandise Imported during the Years ended December 31, 1905 to 1909, inclusive.

NOTE:—Gold Milreis=54·6 cents. Kilog=2·204 lbs. Hectol=21·99 galls.

ARTICLES.	1905.		1906.		1907.		1908.		1909.	
	Quantity.	Value.	Quantity.	Value.	Quantity.	Value.	Quantity.	Value.	Quantity.	Value.
		Gold Milreis.		Gold Milreis.		Gold Milreis.		Gold Milreis.		Gold Milreis.
Animals, living										
Cattle ..... No.	12,714	2,199,000	15,142	738,321	17,543	911,750	24,966	903,844	69,958	1,798,823
Horses and mares ..... "	.....	.....	2,038	346,759	1,759	345,489	1,167	339,063	2,753	219,212
Mules ..... "							.....	250,575	.....	391,941
Arms and ammunition—										
Artillery ammunition ... Kilogs.			93,332	458,302	1,256	8,171	59,556	151,837	525,508	2,302,876
Gunpowder ..... "			100,238	81,260	101,797	73,457	159,896	113,270	75,548	144,587
Lead bullets, shot, fusees and cartridges ..... "	.....	2,898,000	840,276	1,448,447	785,852	996,650	701,698	863,678	2,370,344	4,189,531
Rifles, revolvers, pistols and other firearms			222,866	1,237,690	272,745	1,513,697	263,768	1,502,285	571,583	3,743,097
Other ..... Kilogs.			.....	55,833	.....	54,050	.....	47,130	.....	199,072
Asphalt	.....	.....	.....	.....	.....	.....	7,962,273	279,278	6,262,409	196,891
Boot blacking ..... Kilogs.	.....	.....	118,726	114,285	135,504	136,094	282,409	82,305	113,662	113,762
Boxes and cases, all kinds	.....	.....	.....	137,250	.....	195,457	.....	152,857	.....	155,219
Breadstuffs										
Barley ..... Kilogs.	.....	.....	34,971	5,140	32,678	5,111	23,518	4,390	19,615	3,675
Beans ..... "	.....	.....	8,885,352	1,396,783	7,510,337	1,202,816	6,895,270	1,031,638	7,279,128	1,191,012
Biscuits and ship biscuits "	.....	.....	111,051	97,521	126,479	124,090	87,690	81,017	98,613	91,327
Bran ..... "	.....	.....	3,810,961	215,255	2,054,813	125,648	1,502,878	100,343	1,121,267	82,039
Cereals and alimentary grains ..... "	.....	.....	2,633,151	357,368	2,483,491	338,393	2,500,934	306,117	3,842,817	477,422
Flour—Wheat ..... "	140,464,000	14,595,000	153,946,007	15,801,075	170,252,996	17,704,371	151,076,077	16,486,156	146,304,805	17,015,585
Other and meals .. "	.....	.....	422,801	177,517	538,507	242,955	416,983	202,846	535,379	249,679
Maize ..... "	.....	.....	24,972,891	1,269,957	9,312,952	531,136	6,905,635	413,100	2,609,711	158,628
Malt ..... "	5,476,000	884,000	5,313,314	852,076	7,232,387	1,213,318	7,537,554	1,314,620	7,563,021	1,315,648
Rice ..... "	58,701,000	5,212,000	40,288,896	4,086,289	11,581,473	1,470,426	6,767,796	921,515	10,801,739	1,319,437
Wheat ..... "	214,282,000	12,475,000	231,638,583	13,919,273	246,853,148	14,901,363	259,947,593	16,606,155	259,303,978	17,914,657

BRAZIL.

TOTAL Quantities and Values of the Principal Articles of Merchandise Imported, &c.—*Continued.*

ARTICLES.	1905.		1906.		1907.		1908.		1909.	
	Quantity.	Value.	Quantity.	Value.	Quantity.	Value.	Quantity.	Value.	Quantity.	Value.
		Gold Milreis.		Gold Milreis.		Gold Milreis.		Gold Milreis.		Gold Milreis.
Bricks and tiles—										
Mosaics and bricks for pavement ..... Kilogs.					9,959,105	657,873	4,897,287	183,618	5,811,933	500,012
Refractory bricks and bricks for construction. "	....	....	50,988,961	1,718,808	5,602,066	145,197	7,656,533	242,321	8,906,137	227,183
Tiles ..... "					13,615,990	336,160	18,681,630	526,291	14,903,699	506,012
Brooms, brushes, dusters and pencils	.....	.....	.....	304,596	.....	374,141	....	278,836	..	270,973
Buttons ..... Kilogs.	.....		171,768	632,474	212,388	855,510	163,156	607,885	159,208	588,232
Carriages and other vehicles—										
Motor cars ..... No.	.	.....	.....	700,477	366	1,211,191	297	1,005,933	306	990,768
" accessories for Kilogs.					58,427	195,625	88,409	273,244	105,619	267,599
Railway cars and wagons "	.....	.....	3,593,934	828,097	7,428,551	2,346,035	10,348,083	3,299,910	13,906,014	3,625,494
Other	.....	.....	.....	361,070	.....	361,243	.....	266,501	..	198,725
Celluloid, mfrs. of ..... Kilogs.	.....	.....	15,741	292,907	88,613	387,117	14,068	215,201	51,088	269,537
Cement ..... "	129,578,000	2,905,000	180,307,425	1,115,177	179,322,907	1,818,582	197,907,362	1,900,331	201,754,065	1,681,558
Chemical products, drugs and pharmaceutical specialties—										
Carburet of calcium ..... "			2,330,029	314,457	4,213,151	663,294	3,409,658	529,276	1,227,007	575,761
Caustic soda ..... "			.....	....	.....	.....	....	.....	1,115,937	196,977
Mineral waters ..... "	.....	5,921,000	1,150,997	436,342	1,113,894	472,978	1,013,721	392,523	1,023,262	512,749
Other			.....	5,863,856	.....	6,741,964	. .	5,908,526	.....	6,207,988
Clocks and watches	.....	.....	.....	621,147	....	857,211	.....	669,012	. .	653,575
Coal, coke and patent fuel—										
Coal ..... 100 kilogs.	1,055,151	11,636,000	1,207,693	15,117,633	1,301,452	18,319,826	1,354,607	17,722,146	1,347,925	15,952,259
Coke ..... Kilogs.	...	.	7,398,791	114,362	8,391,086	175,545	9,633,233	170,864	13,768,807	209,511
Patent fuel ..... "	.....	.....	110,075,261	1,144,111	119,261,882	2,082,453	113,429,855	1,589,629	140,088,313	1,959,483
Cottons—										
Lace, loop-lace, gallons, fringes, &c.	.....	.....	.....	2,011,160		2,583,439	.....	1,768,506	.	1,577,704
Hosiery	.....	.....	.....	747,349	.	590,181	.....	511,062	.	40,023

Piece goods—Bleached..Kilogs.	12,406,000	22,733,000	2,436,156	4,178,350	1,932,140	3,598,406	1,115,861	2,083,617	1,289,292	2,283,620
Dyed..... "			2,798,068	5,873,826	3,349,932	7,149,962	2,234,903	4,839,743	2,068,007	4,456,340
Printed..... "			2,611,410	5,564,172	2,572,897	5,655,804	1,227,477	2,792,795	1,180,295	2,520,192
Unbleached. "			132,494	149,490	204,094	274,355	148,434	217,878	63,961	78,438
Other..... "			3,444,928	7,661,663	4,581,546	10,260,033	3,317,540	7,358,975	3,116,093	6,579,422
Sewing thread ..... "	.....	.....	1,265,902	3,072,213	1,316,113	3,491,493	1,218,357	5,099,247	1,407,311	3,788,132
Tapestry, oilcloths and carpets..... "	.....	.....	155,656	197,888	245,691	360,675	160,738	230,078	196,649	262,320
Wearing apparel.....	.....	.....	.....	2,019,396	.....	2,248,356	.....	1,209,690	.....	1,394,413
Yarn.....Kilogs.	.....	.....	698,919	781,219	934,648	1,210,561	722,271	1,043,158	546,933	713,268
Other, manufactured.....	.....	6,026,000	.....	3,430,845	.....	4,982,287	.....	3,546,324	.....	3,353,715
Dynamite, quickmatches and other explosives.....Kilogs.	.....	.....	319,537	334,992	333,440	332,049	432,507	453,573	135,627	468,948
Earthenware, porcelain, glass and crystal..... "	.....	4,040,000	15,731,745	5,010,956	17,992,399	5,913,498	14,335,053	4,767,145	14,885,465	4,648,097
Fish—										
Cod ..... "	24,125,000	7,016,000	25,932,218	7,294,944	26,324,223	7,820,412	31,022,420	8,280,665	33,471,743	7,490,835
Preserved and extracts of. "	.....	.....	2,154,530	1,381,906	2,756,853	1,650,593	2,310,207	1,433,992	2,479,336	1,576,969
Fruits and vegetables										
Fruits, fresh..... "	9,003,000	2,531,000	6,511,927	1,816,341	6,758,920	2,033,350	7,120,812	1,992,997		1,958,993
Vegetables, fresh ..... "										35,852
Fruits, dried ..... "			1,410,730	673,134	1,583,854	807,303	1,282,382	609,319		611,054
Vegetables, dried..... "										15,247
Fruits preserved and extracts of..... "			2,617,544	1,008,964	2,863,106	1,138,906	2,518,134	950,318	203,355	95,425
Vegetables preserved and extracts of..... "									2,432,475	895,300
Fur skins, dressed and undressed..... "	.....	.....	66,376	430,153	99,912	616,311	68,375	402,143	72,706	441,532
Hats.....	.....	.....	.....	820,782	.....	1,087,603	.....	804,906	.....	891,047
Hay.....Kilogs.	.....	.....	30,239,735	1,282,181	29,092,627	1,147,386	27,128,788	937,020	22,295,826	896,240
Hides and skins, tanned or otherwise prepared..... "	.....	.....	732,407	4,285,899	797,923	4,641,074	615,608	3,618,151	723,984	4,686,531
Hops..... "	.....	.....	203,388	232,606	259,985	308,496	187,967	197,841	210,786	241,108
Horns and bones, mfrs. of.. "	.....	.....	46,837	217,316	53,875	263,354	30,264	155,150	25,120	134,132
Instruments—										
Dental and surgical	.....	.....	.....	646,854	.....	786,051	.....	655,410	.....	695,865
Mathematical, physical, chemical and optical....	.....	.....	.....	394,440	.....	626,633	.....	644,015	.....	564,870
Jute and hemp—										
Crude ... ... Kilogs.	.....	.....	1,278,075	28,575	1,361,717	437,046	2,796,312	686,591	6,333,472	1,175,936
Yarn..... "	.....	.....	14,051,108	4,806,863	17,326,876	7,096,710	12,463,174	3,801,910	10,507,871	2,967,244
Manufactures of	.....	.....	.....	.....	.....	743,212	.....	575,202	.....	358,788
Leather—										
Belting..... Kilogs.	.....	.....	111,228	254,633	130,261	312,802	111,282	271,579	124,253	301,754
Boots and shoes	.....	.....	.....	497,420	.....	540,889	.....	477,268	.....	438,615
Other, manufactured	.....	.....	.....	610,225	.....	849,287	.....	588,683	.....	624,726
Lighting articles.....	.....	.....	.....	545,367	.....	731,417	.....	812,240	.....	591,777
Linen										
Piece goods.... .....Kilogs.	.....	.....	893,624	1,933,874	975,590	2,314,563	687,330	1,518,268	846,065	1,768,905

BRAZIL.

TOTAL Quantities and Values of the Principal Articles of Merchandise Imported, &c.—*Continued.*

ARTICLES.	1905.		1906.		1907.		1908.		1909.	
	Quantity.	Value.	Quantity.	Value.	Quantity.	Value.	Quantity.	Value.	Quantity.	Value.
		Gold Milreis.		Gold Milreis.		Gold Milreis.		Gold Milreis.		Gold Milreis.
Linen—*Con.*										
Wearing apparel	.....	.....	.....	250,329	.....	268,829	.....	188,791		161,925
Yarn and thread ..... Kilogs.	.....	.....	211,182	280,350	300,513	449,818	208,196	299,147	259,425	316,738
Other, manufactured	.....	.....	.....	1,036,363	.....	496,075	.....	352,256	.....	284,006
Liquors—										
Beer ..... Kilogs.	.....	.....	832,317	342,159	380,805	185,976	333,963	166,618	508,121	260,651
Beverages—Alcoholic and fermented .. "	.....	.....	813,659	703,938	922,896	869,316	741,627	650,870	964,741	851,770
unenumerated "	.....	.....	176,367	110,188	207,717	121,058	162,089	93,025	1,209,131	120,512
Vermouth, bitters and similar beverages ..... "	.....	.....	1,018,383	654,659	1,223,362	814,834	1,120,673	732,656	1,124,638	767,878
Wines—Champagne and other sparkling "			146,492	324,091	112,151	261,894	103,967	244,090	135,182	3,506,705
Common ..... "	60,282,000	15,325,000	.....	.....	.....	.....	.....	.....	3,777,788	3,018,327
Fine (Oporto and other similar) .. "			57,227,501	14,641,688	64,461,648	16,682,815	55,979,295	13,300,370	56,234,810	11,114,682
Machinery, apparatus utensils and tools—										
Agricultural machinery . Kilogs.			1,406,469	428,343	2,560,683	765,987	3,085,731	979,842	2,611,165	742,273
Electric cables ..... "			*	*	2,629,479	1,897,230	1,332,056	782,578	1,728,882	862,992
Industrial machinery .... "			5,797,607	2,603,097	10,690,100	1,271,556	11,911,620	4,854,114	15,257,545	5,724,368
Locomotives ..... "			4,660,377	2,032,890	5,971,643	2,859,024	6,649,113	3,208,103	8,106,841	3,704,709
Machinery for electricity and electric lighting ... "	.....	16,280,000	2,839,801	2,560,312	4,742,388	4,387,688	4,489,991	4,006,790	5,393,864	4,326,233
Motors and fixed engines "			1,703,725	860,432	2,339,093	1,304,332	2,778,119	1,473,530	2,327,420	1,365,188
Sewing machines ..... "			1,846,731	1,655,860	3,184,135	2,893,991	1,920,900	1,859,564	2,037,032	1,713,974
Tools and utensils of all kinds ..... "			5,637,421	3,035,944	6,579,708	3,960,144	5,989,365	3,586,685	5,535,022	3,107,600
Other			.....	6,776,091	.....	8,594,376	.....	8,999,287	.....	9,896,711
Marble, alabaster and porphyry ..... Kilogs.	.....	.....	4,520,403	496,242	4,038,122	272,489	3,921,322	269,714	3,890,202	251,222
Metals and mfrs. of—										
Copper and alloys of—										
Unmanufactured ..... Kilogs.	.....	.....	1,227,644	1,079,375	1,529,423	1,315,191	1,581,121	1,069,244	1,586,391	1,086,050

Manufactured—										
Wire.....Kilogs.	.....	.....	1,711,619	1,109,467	911,252	1,007,029	906,035	714,989	1,072,183	805,941
Other.....	.....	.....	.....	2,648,131	.....	3,182,864	.....	2,356,861	.....	2,458,913
Gold, silver and platinum										
Unmanufactured—										
Silver bars.....Kilogs.	.....	.....	20,566,575	786,444	61,515,765	2,494,283	10,651,913	1,317,467	22,563,026	674,511
Other	.....	.....	.....	33,065	.....	34,722	.....	33,846	.....	26,959
Manufactured.....	.....	.....	.....	840,366	.....	920,229	.....	615,188	.....	643,459
Iron and steel—										
Unmanufactured										
Iron bars, rods, plates and sheets..... Kilogs.			18,691,413	1,703,174	21,530,828	2,119,146	18,779,563	1,682,055	20,527,564	1,626,753
Iron cast, pig puddled and filings... "	25,815,000	2,221,000	9,851,886	469,707	9,172,344	327,408	7,941,882	377,424	10,091,054	421,861
Steel bars and rods.. "			3,654,682	663,832	3,796,301	711,693	3,628,028	650,950	6,806,227	895,130
Manufactured										
Axles, wheels and appertainings for railway cars and wagons..... "	8,158,000	1,122,000	8,111,819	1,109,067	7,713,145	1,818,658	9,686,292	2,219,098	7,908,384	1,623,625
Cutlery (mfrs. of)... "	.....	1,234,000	628,109	1,306,359	877,403	1,914,633	509,531	1,215,733	511,679	1,140,901
Galvanized corrugated sheets... "	5,128,000	733,000	6,971,768	1,100,366	9,286,891	1,576,465	7,331,880	1,139,448	10,617,362	1,657,336
Hardware, small... "	.....	.....	1,017,823	508,570	1,066,110	666,325	818,096	516,729	887,508	486,713
Iron structures for buildings... "	.....	.....	*		**	**	19,842,587	2,930,856	20,480,770	2,588,598
Manufactures of enamelled iron..... "				*	1,052,689	644,235	947,246	588,209	901,243	498,826
Nails, screws, rivets and staples..... "	.....	.....	*	**	**	**	2,791,098	652,813	2,880,346	641,004
Rails, joinings and railway accessories "	.....	.....	95,244,004	6,341,100	107,091,630	8,007,843	117,869,457	8,613,812	172,709,662	12,993,864
Telegraph and telephone stakes and other pieces for bridges and fences. "	.....	.....	**	**	**	**	12,133,921	1,770,565	10,526,195	1,412,552
Tin plate in sheets... "	.....	.....	.....	.....	9,507,410	1,801,826	8,841,488	1,455,968	11,931,997	1,847,367
Tubes, pipes and joinings . ..... "	9,611,000	1,127,000	26,770,429	2,612,001	63,252,829	6,595,877	54,116,315	6,117,235	23,565,613	3,013,123
Wire. ..... "	19,686,000	1,969,000	19,091,777	2,086,906	28,442,807	3,444,530	26,760,233	3,059,517	29,904,338	3,258,554
Other	.....	.....	.....	11,193,551	.....	12,382,041	.....	4,298,143	.....	4,431,331
Lead and alloys—										
Lead pigs, ingots and sheets.....Kilogs.	.....	.....	3,168,349	587,531	1,068,100	716,033	4,213,798	590,356	4,301,993	573,998
Lead pipes..... "	.....	.....	144,095	32,032	431,781	182,187	195,248	55,424	172,377	37,686
Printer's type..... "	.....	.....	95,046	152,849	138,817	231,471	134,121	217,123	119,167	207,305
Manufactures of.....	.....	.....	.....	21,934	.....	30,834	.....	17,220	.....	9,671

*Included with "Machinery for electricity and electric lighting." **Included with "Other iron and steel."

BRAZIL.

TOTAL Quantities and Values of the Principal Articles of Merchandise Imported, &c.—*Continued.*

ARTICLES.	1905.		1906.		1907.		1908.		1909.	
	Quantity.	Value.	Quantity.	Value.	Quantity.	Value.	Quantity.	Value.	Quantity.	Value.
		Gold. Milreis.		Gold. Milreis.		Gold. Milreis.		Gold. Milreis.		Gold. Milreis.
Metals and mfrs. of *Con.*										
Tin and alloys—										
Tin bars, rods, sheets and plates.....Kilogs.	.....	.....	202,624	304,077	211,283	350,470	262,643	320,954	271,027	325,580
Manufactures of.....	.....	.....	.....	143,282	...	167,564		137,335	..	123,087
Zinc and alloys—										
Zinc plate, bar and sheet.....Kilogs.	.....	.....	560,894	195,541	646,005	201,016	659,902	177,095	729,051	196,727
Manufactures of	.....	.....	.....	69,235	..	63,592	.....	57,318	....	46,628
All other metal—										
Unmanufactured	.....	.....	.....	176,493		225,138	..	219,730	.	209,759
Manufactured.....	.....	.....	.....	82,281	....	136,793	.....	134,342	....	97,242
Milk, condensed.....Kilogs.	.....	...	2,324,526	1,036,893	2,876,601	1,310,098	2,595,496	1,372,938	3,295,303	1,749,064
Musical instruments—										
Phonographs and accessories..... "	.....	.....	.....	.....	73,228	465,103	119,604	256,249	145,831	287,324
Pianos.....No.	.....	.....	1,140	472,233	1,205	534,373	1,570	644,333	1,473	659,980
Other.....	.....	.....	.....	705,278	.....	748,506	..	486,923	..	495,371
Oils—										
Gasoline.....Kilogs.	70,046,000	5,536,000	70,826,591	5,981,190	1,109,839	237,089	1,376,177	309,606	1,798,755	316,153
Kerosene or refined petroleum..... "					75,779,373	6,377,244	76,243,947	6,573,499	80,355,476	6,755,584
Linseed ..... "	.....	.....	.....	.....	2,825,155	792,167	3,066,555	819,307	3,084,356	846,958
Lubricating..... "	.....	.....	6,451,219	987,927	8,580,805	1,355,391	8,568,688	1,363,479	9,677,449	1,499,699
Olive..... "	2,729,000	1,649,000	2,399,192	1,554,343	3,399,245	2,450,398	2,754,503	1,894,924	2,971,960	2,252,487
Vegetable oils for industrial purposes.....Kilogs.	.....		3,307,632	842,542	4,453,218	1,356,444	3,116,722	925,964	2,278,944	686,797
Paints and colours :—										
Aniline or fucshina colours .....Kilogs.	.....	.....	298,404	699,477	334,342	767,013	253,867	672,423	269,540	739,636
Dry paints..... "	.....	.....	1,953,499	427,149	1,866,909	410,371	1,452,091	398,411	1,632,211	506,016
Paints, prepared..... "	.....	.....	1,099,095	568,299	1,429,811	623,097	1,486,631	595,074	1,811,157	747,352
Red lead or minium..... "	.....	.....	533,413	107,921	625,835	140,727	459,125	90,668	576,453	107,543

Ultramarine blue and indigo ..... Kilogs	.....	.....	158,957	66,011	196,539	89,513	203,585	87,979	229,655	120,683
White lead and zinc white ..... "	.....	.....	1,955,858	506,990	2,108,676	549,604	2,111,970	503,704	2,304,479	529,033
Paper										
Printed books, newspapers, periodicals, music, maps or geographical charts or similar articles ..... "			651,878	1,029,824	775,924	1,154,674	822,166	1,437,896	721,654	1,205,777
Printed matter, post cards or calendars, &c. "			1,636,724	604,308	369,579	766,931	452,584	1,053,476	367,381	621,384
Printing paper ..... "	23,806,000	1,663,000	11,592,235	1,788,187	14,578,768	2,248,353	11,989,340	2,303,123	16,406,122	2,451,325
Writing paper ..... "			1,405,785	642,797	1,751,084	802,913	1,453,480	658,613	1,263,860	583,848
Other			.....	2,258,900	.....	2,673,024	.....	2,664,469	.....	2,195,760
Perfumery ..... Kilogs.	.....	.....	329,200	1,710,840	370,956	1,940,927	282,291	1,402,744	395,154	1,816,311
Photographic apparatus and accessories ..... "	.....	.....	108,737	496,323	135,520	261,641	157,639	294,359	130,815	266,141
Pipes, cigar or cigarette holders and any articles for smoking ..... "	.....	.....	324,917	619,270	388,675	852,783	390,382	730,362	393,964	824,843
Provisions										
Butter ..... "	2,979,000	3,262,000	2,424,185	2,629,532	2,472,590	2,913,948	1,870,003	2,238,786	2,243,037	2,753,281
Cheese ..... "	.....	.....	1,716,745	1,415,423	1,647,489	1,413,607	1,567,217	1,387,606	1,170,205	1,311,636
Eggs ..... "	.....	.....	13,432	5,137	14,646	4,999	6,025	3,375	4,795	2,789
Lard ..... "	720,000	332,000	2,567,386	1,338,929	4,586,221	2,597,692	1,837,656	934,323	591,729	361,696
Meats—										
Bacon ..... "	.....	.....	685,078	373,518	755,008	433,185	751,965	414,513	711,119	451,602
Beef, jerked ..... "	.....	.....	33,500,967	9,813,246	34,672,058	9,697,437	32,977,751	8,718,532	35,107,767	9,430,036
Hams ..... "	.....	.....	471,291	491,105	470,843	493,159	448,391	467,475	492,944	493,773
Preserved and extracts of ..... "	.....	.....	380,358	428,746	385,526	474,459	336,529	390,982	334,006	378,417
Rosin ..... "	.....	.....	9,801,562	994,472	12,169,683	1,401,551	15,182,927	1,405,058	15,385,940	1,383,500
Rubber, manufactures of ..... "	.....	.....	313,839	1,071,969	269,407	936,011	247,319	790,386	289,743	978,533
Saltpetre ..... "	.....	.....	.....	.....	1,313,386	328,745	1,025,842	252,496	1,389,605	313,666
Salt, table ..... "	.....	.....	32,147,163	557,406	47,755,150	948,571	39,815,528	813,711	42,839,371	841,219
Silk										
Piece goods ..... "	.....	.....	63,791	784,631	58,528	933,895	48,828	733,155	26,084	424,771
Ribbons	.....	.....	.....	528,975	.....	761,103	.....	698,085	.....	550,069
Yarn and thread ..... Kilogs.	.....	.....	18,583	308,088	22,768	380,603	23,607	388,618	25,009	380,638
Other, manufactured	.....	.....	.....	797,840	.....	920,000	.....	734,411	.....	622,549
Soap, unscented ..... Kilogs.	.....	.....	1,928,644	346,949	2,090,763	428,340	1,192,157	273,520	2,113,540	426,222
Soda ash or potash ..... "	.....	.....	3,072,857	209,298	3,529,975	250,991	3,268,701	220,269	3,982,293	274,986
Spices ..... "	.....	.....	1,245,334	615,246	1,511,227	763,065	1,157,730	471,978	1,309,697	560,315
Starch ..... "	.....	.....	1,209,226	271,377	1,124,328	267,462	933,884	223,310	1,082,327	269,360
Stationery for bureaux and schools	.....	.....	.....	524,471	.....	625,764	.....	614,076	.....	587,522
Steamers, sailing ships and any other vessels			.....	1,009,484	.....	1,842,015	.....	5,279,360	.....	6,457,577

BRAZIL.

TOTAL Quantities and Values of the Principal Articles of Merchandise Imported, &c.—*Concluded.*

ARTICLES.	1905.		1906.		1907.		1908.		1909.	
	Quantity.	Value.	Quantity.	Value.	Quantity.	Value.	Quantity.	Value.	Quantity.	Value.
Straw, broom grass, cocoa, fibre and similar fibrous materials—		Gold Milreis.		Gold Milreis.		Gold Milreis.		Gold Milreis.		Gold Milreis.
Unmanufactured				336,090		317,938		218,851		305,326
Manufactured				398,784		377,244		361,654		673,443
Tallow and grease.....Kilogs.			2,219,502	646,728	1,677,091	553,472	1,548,376	449,820	1,091,611	340,681
Tea..... "			240,812	305,520	271,450	356,031	235,223	318,572	281,180	367,718
Tobacco—										
Unmanufactured..... "			157,488	261,849	169,900	326,049	146,701	295,652	184,767	346,259
Manufactured..... "			4,709	77,789	5,274	72,329	4,952	72,329	3,300	41,428
Toys				688,889		853,410		502,965		512,145
Umbrellas and parasols				496,772		640,044		482,329		253,919
Varnishes, all kinds.....Kilogs.					118,289	119,967	129,139	157,430	150,600	166,535
Vegetables—										
Garlic and onions..... "			4,888,048	704,648	3,711,180	576,532	3,936,658	537,052	3,406,322	514,120
Potatoes..... "	21,292,000	1,583,000	22,520,527	1,704,749	18,354,342	1,522,912	21,269,608	1,573,971	19,299,619	1,467,000
Wood—										
Unmanufactured—										
Pine stumps, planks, boards, &c.				2,947,329		4,213,299		2,813,815		2,867,495
Staves and hoops.....Kilogs.			1,762,030	219,454	811,904	103,733	624,249	93,416	1,378,750	176,080
Other				525,516		319,170		138,834		610,825
Manufactured				1,423,149		2,115,702		2,147,000		1,715,073
Wool—										
Piece goods.....Kilogs.		4,273,000	987,242	4,322,705	1,228,305	5,335,656	874,943	4,147,948	792,361	3,687,652
Wearing apparel				337,383		356,766		269,761		179,527
Yarn.....Kilogs.			404,905	963,177	640,266	1,721,078	508,626	1,305,410	463,890	1,267,649
Other manufactured		809,000		805,919		750,650		882,752		671,351
All other articles				8,559,983		9,889,685		7,472,305		7,819,666
Total imports (mdse)		265,156,000		295,147,033		360,245,363		315,479,204		330,127,589

BRAZIL.

Total Quantities and Values of the Principal Articles of Merchandise Exported during the Years ended December 31, 1905 to 1909, inclusive.

Note: Gold Milreis = 54·6 cents. Kilog = 2·204 lbs. Hectol = 21·99 galls.

Articles.	1905.		1906.		1907.		1908.		1909.	
	Quantity.	Value.	Quantity.	Value.	Quantity.	Value.	Quantity.	Value	Quantity.	Value.
		Gold. Milreis.		Gold. Milreis.		Gold. Milreis.		Gold. Milreis.		Gold. Milreis.
Bananas ..... Bchs.	1,134,611	475,000	1,852,012	600,000	1,878,904	565,229	2,104,372	731,881	2,094,250	667,637
Bran ..... 1,000 kilogs.	26,432	1,190,000	24,858	1,129,000	31,631	1,354,082	36,228	1,823,533	38,157	2,221,238
Brazil nuts ..... Hectols.	198,226	2,064,000	96,770	1,190,000	180,345	2,232,338	169,226	2,044,528	283,606	2,737,197
Carnauba wax ..... Kilogs.	1,897,000	1,847,000	2,559,000	3,733,000	2,778,801	3,720,898	2,592,027	2,153,268	3,041,683	2,257,023
Castor beans ..... "	2,648,000	214,000	3,126,000	333,000	1,221,308	145,731	150,101	13,907	3,898,829	343,006
Cocoa ..... "	21,090,000	9,240,000	25,135,000	12,324,000	24,397,249	17,891,519	32,955,920	17,577,386	33,817,739	14,212,958
Coffee, raw ..... Bags	10,820,661	190,105,000	13,965,800	245,475,000	15,680,172	253,858,343	12,658,457	204,793,165	16,880,696	297,557,070
Cotton, raw ..... Kilogs	24,082,000	10,291,000	31,668,000	14,726,000	28,036,281	15,417,841	3,564,715	1,832,514	9,968,114	5,260,551
Cotton seed ..... 1,000 kilogs.	37,491	964,000	30,904	1,085,000	30,359	1,225,393	27,009	1,075,523	33,615	1,305,231
Diamonds	.....	255,000	.....	622,000	.....	203,383	.....	178,015	.....	108,021
Gold in bars ..... Kilogs.	3,879	3,734,000	4,548	1,379,000	3,780	3,639,982	4,165	4,011,849	4,323	4,135,190
Hair (animal) and bristles. "	146,000	308,000	535,000	104,000	455,453	360,110	460,945	342,118	768,749	574,969
Herba maté (Paraguay tea) "	11,120,000	11,088,000	57,796,000	16,503,000	52,052,747	14,310,354	55,314,625	14,669,690	58,017,850	14,735,893
Hides: Dry ..... 1,000 kilogs	7,860	5,330,000	9,828	7,676,000	6,951	5,001,170	7,096	4,290,581	10,391	6,659,226
Salted ..... " "	19,112	7,010,000	22,937	9,691,000	24,562	10,304,316	23,314	7,105,868	25,385	9,507,999
Mandioca or Cassava flour Kilogs.	5,276,000	692,000	6,664,000	790,000	4,596,509	432,844	5,457,949	355,009	5,160,805	332,932
Manganese ore ..... 1,000 kilogs.	224,377	2,958,000	121,331	1,594,000	236,778	4,472,330	166,122	2,190,382	240,774	3,175,706
Meats, extracts of ..... Kilogs.	86,000	82,000	85,000	111,000	25,406	40,652	51,628	90,272	46,140	78,118
Monazite sand ..... "	1,437,000	889,000	4,352,000	881,000	4,437,877	891,511	4,965,895	1,019,963	6,461,857	1,301,055
Piassava ..... "	1,288,000	337,000	1,374,000	347,000	1,342,224	333,544	1,309,935	361,959	1,409,517	362,503
Rose wood ..... "	1,692,000	188,000	1,637,000	103,000	3,010,185	306,609	4,152,918	417,244	2,310,489	201,393
Rubber ..... "	35,393,006	128,140,000	34,960,000	124,941,000	36,489,772	121,690,763	38,206,461	104,752,333	39,026,738	168,231,660
Skins: Goat ..... "	1,525,000	3,475,000	1,743,000	4,045,000	2,267,151	5,151,164	2,578,952	5,076,887	2,906,256	7,321,985
Other ..... "	530,000	643,000	537,000	595,000	624,237	692,845	983,934	1,181,967	990,943	1,320,951
Sugar ..... 1,000 kilogs.	37,747	3,608,000	84,948	5,389,000	12,858	1,206,220	31,577	2,716,418	68,483	5,968,214
Tobacco—Leaf ..... Kilogs.	19,616,000	7,022,000	22,947,000	8,079,000	29,146,441	11,209,387	14,573,630	7,155,566	29,327,078	11,584,501
Twist ..... "	771,000	305,000	680,000	199,000	535,071	186,969	685,177	313,352	446,449	213,045
Whale oil ..... "	1,197,000	77,000	1,264,000	65,000	1,089,260	103,770	1,258,176	131,079	703,202	75,734
Wool ..... "	253,000	142,000	513,000	354,000	332,199	213,881	484,390	246,193	1,201,731	604,318
All other articles	.....	3,555,000	.....	4,277,000	.....	1,409,245	.....	3,538,921	.....	3,381,132
Total exports (mdse) ...	.....	396,828,000	.....	471,640,000	.....	481,572,426	.....	392,491,371	.....	566,139,459

BRITISH EAST AFRICA PROTECTORATE.

VALUE of the Total Imports and Exports from and to each Principal Country during the Years ended March 31, 1907 to 1911, inclusive.

Imports. 1906-7.	Imports. 1907-8.	Imports. 1908-9.	Imports. 1909-10.	Imports. 1910-11.	Countries.	Exports. 1906-7.	Exports. 1907-8.	Exports. 1908-9.	Exports. 1909-10.	Exports. 1910-11.
$	$	$	$	$	*British Empire.*	$	$	$	$	$
1,457,956	1,604,875	1,457,557	1,311,888	1,749,839	United Kingdom	284,000	511,886	170,534	930,730	1,725,355
.....	.....	.....	.....	.....	Aden	.....	.....	.....	.....	.....
2,078	10,409	224	3,597	10,989	Australia	.....	.....	.....	.....	.....
848,186	892,722	943,573	873,488	1,033,675	British India	69,301	93,980	93,580	124,280	121,015
29,141	19,165	16,853	13,034	28,212	Ceylon	.....	.....	.....	.....	.....
3,124	14,795	7,971	14,084	30,387	Mauritius	.....	.....	.....	584	1,066
17,739	28,343	43,712	79,866	70,315	South African Colonies (British)	13,189	628	2,594	2,292	3,168
10,050	28,937	12,736	10,088	17,778	Uganda Protectorate	.....	.....	.....	.....	12,814
5,691	7,173	12,453	14,123	26,654	Zanzibar	139,970	195,532	177,313	262,148	280,315
.....	3,744	8,300	.....	.....	Other British Possessions	.....	.....	.....	.....	87
2,373,965	2,610,163	2,503,379	2,320,168	2,967,849	Totals, British Empire	506,460	802,026	744,021	1,320,034	2,143,820
					Foreign Countries.					
111,441	108,302	93,945	138,514	133,668	Austria-Hungary	71,739	62,843	10,546	23,491	55,704
12,061	16,148	12,984	10,916	27,594	Belgium	27,925	145,864	167,174	12,668	30,529
62,493	91,385	75,983	78,883	88,418	France	272,188	300,833	323,945	401,062	548,269
265,516	310,050	294,443	386,457	511,749	Germany	283,936	401,829	227,813	366,694	901,413
52,677	39,274	51,041	83,117	83,020	German East Africa	14,507	13,995	14,512	22,056	31,122
190,700	239,162	233,493	199,475	327,590	Holland	16,741	13,805	24,031	29,687	53,694
28,504	45,936	24,265	23,379	52,809	Italy	33,561	20,707	19,048	13,140	21,696
76,017	26,178	21,130	25,813	69,228	Norway and Sweden	.....	.....	.....	.....	.....
76,841	107,324	107,543	93,085	157,062	Other African and Asiatic ports	124,411	103,348	84,290	101,592	182,028
55,363	66,006	49,475	55,864	55,854	Other European Countries	19,082	24,489	48,597	31,618	73,453
25,555	22,012	55,626	8,098	6,994	Russia	570		.....	2,628	.....
47,951	56,667	44,228	19,588	45,742	Switzerland	.....	.....	.....	.....	.....
288,692	153,348	311,967	329,502	340,774	United States	669,056	487,849	331,327	546,910	644,439
1,293,784	1,281,792	1,376,123	1,452,691	1,900,502	Totals, Foreign Countries	1,533,716	1,605,562	1,251,283	1,551,576	2,542,347
2,373,965	2,610,163	2,503,379	2,320,168	2,967,849	Totals, British Empire	506,460	802,026	744,021	1,320,034	2,143,820
3,667,749	3,891,955	3,879,502	3,772,859	4,868,351	Grand totals	2,040,176	2,407,588	1,995,304	2,871,610	4,686,167

BRITISH EAST AFRICA PROTECTORATE.

TOTAL Quantities and Values of the Principal Articles of Merchandise Imported during the Years ended March 31, 1907 to 1911, inclusive.

ARTICLES.		1906-7.		1907-8.		1908-9.		1909-10.		1910-11.	
		Quantity.	Value.	Quantity.	Value.	Quantity.	Value.	Quantity.	Value.	Quantity.	Value.
			$		$		$		$		$
Ale and beer	Galls.	27,093	19,287	19,834	14,065	26,615	20,143	25,936	19,691	28,139	20,177
Animals:—Cattle	No.	220	5,499	158	8,292	336	9,178	52	930	351	14,546
Horses	"	165	17,773	146	16,440	259	26,538	59	5,826	182	29,059
Sheep	"	87	414	954	13,344	61	925	5,404	65,048	1,306	22,908
Other		.....	19,345	.....	6,477	.....	15,349	.....	7,117	.....	6,799
Apparel and haberdashery		.....	105,407	.....	160,668	.....	99,070	.....	132,622	.....	121,983
Bags and sacks	No.	283,815	30,105	200,550	24,727	302,515	30,738	384,456	33,215	703,044	66,629
Beads	Lbs.	392,035	41,449	372,268	46,997	.....	40,103	165,279	22,104	218,628	45,129
Books, maps and printed matter		.....	17,500	.....	21,116	.....	19,753	.....	15,101	.....	21,043
Boots and shoes	Pairs	29,122	31,458	22,927	28,781	29,997	42,321	21,246	26,995	28,475	35,098
Building materials		.....	151,202	.....	120,508	.....	128,402	.....	80,553	.....	135,804
Coal and patent fuel	Tons	1,347	16,162	3,917	38,266	41	316	63	414	1,576	18,922
Cotton goods	Yds.	14,528,947	1,110,953	10,737,708	958,947	.....	1,010,052	14,602,905	1,020,705	16,011,752	1,270,886
Drugs, medicines and chemicals		.....	37,863	.....	44,194	.....	43,693	.....	46,014	.....	39,551
Earthenware and glassware		.....	46,686	.....	42,977	.....	36,037	.....	47,660	.....	36,466
Firearms and ammunition		.....	54,249	.....	62,717	.....	70,367	.....	70,284	.....	93,041
Furniture		.....	46,920	.....	79,234	.....	64,434	.....	60,279	.....	22,387
Grain:—Flour	Cwt.	32,315	85,011	39,618	113,568	38,385	126,304	26,858	72,674	36,947	96,900
Rice	"	88,384	220,874	110,224	282,077	132,229	311,048	125,848	263,570	125,906	255,339
Other		.....	22,635	.....	38,344	.....	46,750	.....	28,172	.....	40,277
Metals:											
Agricultural implements		.....	92,973	.....	76,304	.....	122,498	.....	133,892	.....	142,423
Brass and copper ware		.....	48,039	.....	89,995	.....	41,099	.....	53,743	.....	128,008
Iron and steel ware		.....	162,576	.....	164,819	.....	113,257	.....	119,044	.....	135,989
Machinery		.....	75,511	.....	143,002	.....	89,610	.....	100,297	.....	120,888
Oils:—Kerosene	Galls.	354,027	11,834	489,239	59,826	.....	68,659	508,346	64,892	522,896	70,120
Provisions, all sorts		.....	278,675	.....	318,538	.....	354,950	.....	309,496	.....	376,441
Seeds and plants for cultivation		.....	6,327	.....	13,159	.....	16,420	.....	16,070	.....	11,261
Silk goods	Yds.	16,496	6,044	23,218	10,122	25,855	8,910	24,285	9,378	52,109	16,308
Spirits and liquors	Galls.	27,248	87,975	52,413	116,478	50,885	121,292	36,747	89,741	31,737	80,300
Sugar	Cwt.	25,967	84,709	37,621	124,255	47,126	167,749	32,444	120,319	42,289	162,216
Tobacco	Lbs.	274,042	74,085	294,253	91,561	336,310	85,989	370,404	102,331	382,462	110,459
Tea	"	155,739	31,609	107,199	23,395	157,355	35,283	142,294	29,550	169,769	38,422
Wines	Galls.	16,413	35,599	17,289	36,090	21,635	47,372	16,911	32,101	20,695	50,857
Wood	Tons	5,100	110,327	1,968	44,335	2,680	52,526	1,663	31,765	3,195	59,729
Woollen goods	Yds.	60,879	29,721	77,675	34,076	39,591	20,561	45,306	22,669	46,556	23,231
All other articles		.....	120,953	.....	424,261	.....	421,806	.....	518,297	.....	948,752
Total imports		.....	3,667,749	.....	3,891,955	.....	3,879,502	.....	3,772,859	.....	4,868,351

BRITISH EAST AFRICA PROTECTORATE.

Total Quantities and Values of the Principal Articles of Merchandise Exported during the Years ended March 31, 1907 to 1911, inclusive.

Articles.		1906-7.		1907-8.		1908-9.		1909-10.		1910-11.	
		Quantity.	Value.	Quantity.	Value.	Quantity.	Value.	Quantity.	Value.	Quantity.	Value.
			$		$		$		$		$
Animals	No.	1,854	16,887	4,015	17,719	3,362	22,679	5,027	28,061	7,726	23,815
Borities (rafters)	"	524,691	30,499	400,992	19,103	427,619	23,938	402,487	20,201	231,777	12,376
Chillies	Cwt.	31,251	77,623	4,863	6,054	2,219	3,149	8,209	28,864	17,668	101,421
Copra	"	37,068	117,511	32,099	109,763	27,653	72,946	22,209	78,616	36,879	148,959
Cotton	"	4,119	36,052	13,215	131,385	17,708	203,801	24,168	406,366	45,441	1,063,580
Grain	"	193,954	299,752	147,406	240,321	136,248	243,153	98,028	291,912	210,384	305,189
Hides and skins	"	49,779	687,217	55,860	742,780	36,252	421,268	83,783	900,416	.....	1,144,884
Horns and teeth	"	404	11,777	462	9,685	811	21,851	814	39,468		
Ivory	"	1,448	331,989	1,528	376,276	1,944	432,597	2,029	473,089	2,133	496,896
Mangrove bark	Tons	5,711	22,235	4,804	18,707	5,515	21,471	3,771	14,683	6,442	29,487
Potatoes	Cwt.	19,346	24,479	11,115	16,819	8,766	14,950	15,364	20,406	15,762	19,238
Rubber	"	3,722	271,239	3,257	234,773	1,964	110,210	1,172	306,502	5,162	475,488
Wax	"	3,783	89,201	9,213	251,232	5,310	144,325	2,302	63,057	3,900	108,673
All other articles		.....	23,715	.....	232,671	.....	258,966	.....	199,969	....	751,161
Total exports		.....	2,040,176	.....	2,407,588	.....	1,995,304	.....	2,871,610	...	4,686,167

BRITISH GUIANA.

VALUE of the Total Imports and Exports from and to each Principal Country during the Years ended March 31, 1907, to 1911, inclusive.
(Including Coin and Bullion.)

Imports.					Countries	Exports.				
1906 7.	1907 8.	1908 9.	1909 10.	1910 11.		1906 7.	1907-8.	1908-9.	1909-10.	1910 11.
$	$	$	$	$	*British Empire.*	$	$	$	$	$
4,424,086	4,442,202	4,691,445	3,987,940	4,001,095	United Kingdom	3,850,386	2,953,523	4,351,671	4,287,593	3,465,336
273	1,251	1,361	5,789	3,448	Bermuda	5,467	1,890	6,089	10,682	6,081
138,765	103,245	130,195	326,157	332,623	British East Indies	166	.....	.....	.....	.....
132,912	163,030	201,708	111,031	81,474	" West Indies	192,376	271,511	354,293	409,094	352,816
517,232	655,080	605,413	663,580	689,178	Canada	2,278,860	1,154,214	3,671,503	3,155,426	2,766,117
.....	.....	.....	999	267	Newfoundland	7,033	10,493	11,680	22,150	2,300
.....	49	.....	.....	5,208	Other British Possessions	10	5	.....	.....	.....
5,243,268	5,364,860	5,630,122	5,095,496	5,113,293	Totals, British Empire	6,334,298	7,402,636	8,395,236	7,884,945	6,622,653
					Foreign Countries.					
.....	.....	.....	964	6,570	Argentine Republic	8,015	15,851	6,971	.....	.....
.....	3,558	14,194	29,662	19,203	Denmark	.....	1,117	1,460	2,066	298
.....	137	501	395	453	Danish West Indies	2,668	5,957	6,646	7,379	6,740
7,521	11,132	9,674	7,278	6,323	Dutch Guiana	111,722	123,633	138,747	164,043	166,390
540	.....	.....	3,865	4,521	" West Indies	9,071	9,773	12,370	7,350	10,800
54,414	39,491	74,457	150,384	130,683	France	5,315	2,905	5,350	6,043	2,817
3,531	8,955	8,152	5,385	10,458	French Guiana	38,591	42,413	36,296	39,760	62,028
.....	232	.....	41	24	" West Indies	2,911	7,066	11,376	3,451	245
10,868	12	22	111,020	98,606	Germany	8,107	30,312	55,237	48,396	113,065
129,266	195,933	240,303	183,684	239,777	Holland (Netherlands)	15,230	45,747	52,635	67,222	27,260
36,146	21,788	39,724	75,721	60,323	Portuguese Possessions	13,436	886	.....	29,441	.....
2,300,530	2,439,371	2,515,371	2,310,020	2,050,425	United States	1,991,220	183,429	1,077,707	915,382	1,232,906
52,466	53,070	2,020	5,438	2,281	Venezuela	3,042	2,105	345	455	.....
2,266	11,475	1,279	227,594	185,548	Other Foreign Countries	28,245	17,871	8,544	13,238	21,358
2,597,548	2,785,154	2,905,697	3,111,451	2,815,195	Totals, Foreign Countries	2,237,573	489,065	1,413,684	1,334,226	1,643,907
5,243,268	5,364,860	5,630,122	5,095,496	5,113,293	Totals, British Empire	6,334,298	7,402,636	8,395,236	7,884,945	6,622,653
7,840,816	8,150,014	8,535,819	8,206,947	7,928,488	Totals	8,571,871	7,891,701	9,808,920	9,219,171	8,266,560
275,046	323,707	291,127	310,449	470,391	Transit trade	275,046	323,707	291,127	310,449	470,391
8,115,862	8,473,721	8,826,946	8,517,396	8,398,879	Grand totals	8,846,917	8,215,408	10,100,047	9,529,620	8,736,951

BRITISH GUIANA.

TOTAL Quantities and Values of the Principal Articles of Merchandise Imported during the Years ended March 31, 1907 to 1911, inclusive.

ARTICLES.		1906-7.		1907-8.		1908-9.		1909-10.		1910-11.	
		Quantity.	Value.	Quantity.	Value.	Quantity.	Value.	Quantity.	Value.	Quantity.	Value.
			$		$		$		$		$
Agricultural implements		.....	26,990	.....	22,803	.....	22,958	.....	33,850	.....	26,543
Animals, living:											
Cattle for breeding purposes only	No.	46	2,450	6	758	47	5,567	40	5,029	6	2,821
Horses	"	9	2,250	23	7,562	20	5,763	15	4,445	26	9,516
Mules	"	301	62,406	230	46,486	206	46,625	241	56,796	96	22,947
Sheep	"	486	5,549	484	5,777	456	4,910	326	3,940	274	3,538
Bags and sacks, not including paper bags	"	1,732,020	233,119	1,707,670	216,819	1,254,600	131,408	1,120,225	137,136	1,247,990	132,951
Blue	Lbs.	93,668	3,682	77,000	3,080	82,052	3,358	111,012	4,594	74,620	3,095
Books, periodicals and printed matter		.....	23,248	.....	20,752	.....	20,986	.....	20,981	.....	31,451
Boots and shoes		.....	122,635	.....	121,164	.....	91,970	.....	110,205	.....	92,663
Breadstuffs:											
Arrowroot	Lbs.	33,528	1,632	216,672	9,016	191,786	7,745	214,351	8,072	105,637	3,023
Barley	"	465,120	11,012	335,632	8,783	418,048	11,286	450,976	11,780	457,012	11,624
Biscuits, sugared or sweetened or fancy	"	53,051	8,723	66,331	11,328	64,113	10,627	75,221	13,103	74,237	13,953
Brand and pollard	"	163,113	2,312	164,282	2,744	215,681	3,904	224,952	3,805	137,664	2,223
Bread and biscuits	"	312,196	14,169	350,432	18,744	279,330	17,034	499,388	30,215	221,988	15,732
Corn and maize	"	513,148	7,488	759,800	13,628	408,936	8,089	502,100	9,603	550,156	9,021
Cornmeal	"	1,062,175	17,084	1,160,856	22,656	1,132,264	21,520	1,008,500	21,041	1,235,620	22,965
Grain, unenumerated including dholl, beans, peas and pulse	"	6,280,954	165,972	5,388,943	148,537	5,189,596	150,998	5,422,016	145,668	6,285,748	159,518
Oats	"	5,137,780	90,601	5,458,845	128,229	4,342,356	92,934	5,820,440	123,797	4,740,412	91,951
Oatmeal	"	90,123	4,271	128,436	6,911	81,856	5,010	131,092	6,681	127,008	5,912
Rice	"	6,162,476	131,563	2,126,557	51,994	1,129,576	31,294	792,465	22,520	197,528	1,807
Sago	"	122,914	6,328	123,649	6,849	109,053	4,257	97,707	3,469	68,087	2,961
Tapioca	"	46,654	2,724	61,649	3,888	48,085	2,151	71,953	2,861	83,994	3,887
Wheat flour	Bbls.	177,341	731,842	195,444	931,577	188,890	966,482	159,251	936,250	184,086	889,527
Bricks	M.	590,400	19,736	567,785	17,408	962,635	31,141	733,250	25,462	514,975	17,000
Brushware		.....	1,019	.....	2,840	.....	3,016	.....	2,832	.....	2,739
Buckets and pails	Doz.	3,565	7,534	2,594	5,496	3,374	6,302	4,051	7,117	2,939	5,433
Building materials		.....	8,466	.....	10,238	.....	11,921	.....	9,274	.....	7,803
Cabinetware and upholstery		.....	17,908	.....	22,854	.....	19,927	.....	31,295	.....	13,315
Candles	Lbs.	39,031	4,721	43,444	5,566	52,316	6,400	52,230	6,022	43,192	3,590

Cannabis Indica, its extracts and its preparations											
Bhang, Ganga	Lbs.	5,029	11,248	5,082	12,751	5,088	17,829	5,537	15,057	5,290	14,015
Carpets, mats, rugs		.....	5,902	.....	6,710	.....	5,257	.....	5,572	.....	6,913
Carriages:—											
Bicycles and tricycles		.....	9,810	.....	12,197	.....	13,381	.....	15,656	.....	12,799
Bicycle accessories		.....	5,032	.....	9,690	.....	5,701	.....	6,782	.....	10,719
Cars, motor	No.	2	3,240	2	2,952	7	8,938	9	24,453	11	9,618
Motor car accessories		.....	.....	.....	.....	.....	.....	.....	5,959	.....	7,230
Vehicles	No.	33	6,447	16	5,907	24	5,580	31	4,650	.....	4,049
Cement	Bbls.	8,740	16,985	11,785	23,161	13,885	26,603	13,260	21,578	10,242	19,887
Chocolate and cocoa, prepared	Lbs.	12,178	6,572	13,901	7,110	18,745	9,255	12,510	6,776	9,622	5,135
Clothing, (ready-made)		.....	37,646	.....	19,170	.....	54,879	.....	89,947	.....	67,943
Coal, patent fuel and coke, loose	Tons	36,812	163,741	30,884	147,726	33,523	154,246	36,956	172,043	34,906	175,305
Coffee, raw, and all imitations of, and substitutes for chicory	Lbs.	193,855	16,492	202,458	14,952	156,903	11,623	171,220	15,463	98,007	10,928
Confectionery, including jams, jellies and sweetened preserves	"	96,696	15,704	104,473	18,179	103,022	16,081	113,615	20,216	105,622	28,033
Cordage, including gasketing	Cwt.	2,466	29,580	2,757	33,473	2,444	24,546	2,872	26,367	2,840	26,059
Corks, cut	Lbs.	17,817	4,125	12,851	3,091	23,170	5,588	20,035	5,175	14,106	3,310
Corn brooms	Doz.	1,987	4,158	1,729	3,698	2,344	4,906	979	2,593	1,980	4,968
Crushed and ground feed	Lbs.	3,269	88	7,872	139	2,156	56	36,424	618	85,196	1,310
Drugs, chemicals, &c		.....	63,540	.....	62,903	.....	63,312	.....	66,509	.....	74,011
Earthenware		.....	14,653	.....	20,615	.....	20,461	.....	30,723	.....	19,422
Estates' supplies		.....	57,117	.....	52,527	.....	29,189	.....	25,789	.....	34,430
Explosives		.....	3,699	.....	10,433	.....	9,852	.....	11,888	.....	4,980
Fish—Fresh		.....	296	.....	266	.....	460	.....	1,085	.....	419
Dried	Cwt.	46,582	254,438	40,399	232,396	18,736	228,763	47,670	212,347	40,723	235,035
Pickled Mackerel	Bbls.	1,506	17,027	1,095	14,327	2,170	19,920	1,904	19,106	1,021	12,761
Salmon	"	431	4,089	265	2,967	29	397	135	1,673	35	548
Unenumerated	"	3,383	19,345	3,767	17,902	2,558	11,753	2,393	10,316	2,855	12,662
Preserved in tins, jars and bottles	Lbs.	330,615	12,120	389,025	50,939	418,971	56,522	470,161	61,153	369,776	48,459
Smoked	"	84,074	5,025	85,322	5,309	81,024	4,823	63,322	4,318	40,526	3,492
Fishing appliances		.....	3,776	.....	3,813	.....	1,913	.....	4,221	.....	3,928
Fruits—Currants	Lbs.	64,518	3,654	59,008	3,687	75,096	4,022	85,034	4,303	70,091	4,236
Dried, canned or preserved	"	89,623	9,088	94,715	10,941	78,180	8,403	93,148	9,698	94,351	9,981
Nuts used as fruit	"	500,003	20,134	250,690	14,174	478,356	22,188	659,122	29,635	564,412	27,005
Raisins	"	35,002	3,535	27,862	2,650	31,196	2,793	36,529	2,755	35,576	4,807
Fruits and vegetables, fresh		.....	7,405	.....	8,353	.....	9,225	.....	9,775	.....	10,474
Furniture and ornaments for places of christian worship		.....	1,696	.....	1,782	.....	3,670	.....	1,655	.....	2,144
Ginger, raw	Lbs.	43,736	3,600	51,038	4,726	53,995	4,960	48,760	5,063	55,550	6,942
Glass manufacture		.....	26,657	.....	27,634	.....	35,223	.....	36,817	.....	27,194
Government stores		.....	44,561	.....	43,264	.....	69,973	.....	64,826	.....	214,874
Groceries		.....	9,007	.....	9,601	.....	10,378	.....	11,550	.....	11,173
Haberdashery and millinery		.....	220,754	.....	252,680	.....	260,227	.....	272,470	.....	274,141
Hardware and cutlery		.....	111,559	.....	111,640	.....	99,477	.....	132,650	.....	122,803
Hats and caps		.....	65,698	.....	68,201	.....	68,385	.....	71,243	.....	66,194
Hay and chaff	100 lbs.	524,605	5,294	600,574	8,128	473,870	4,889	606,860	6,119	267,620	2,898
Ice	Tons	1,255	8,664	2,812	9,893	6,504	21,986	.....	15,884	786	2,091
India rubber and gutta percha goods		.....	13,505	.....	16,813	.....	18,244	.....	22,162	.....	16,256

BRITISH GUIANA.

TOTAL Quantities and Values of the Principal Articles or Merchandise Imported, &c.—*Continued.*

ARTICLES.		1906–7.		1907–8.		1908–9.		1909–10.		1910–11.	
		Quantity.	Value.	Quantity.	Value.	Quantity.	Value.	Quantity.	Value.	Quantity.	Value.
			$		$		$		$		$
Iron and steel :—											
Bolts and nuts	Cwt.	1,147	6,822	1,646	7,381	1,544	6,473	1,832	7,244	1,299	4,967
Chains (black or galvanized)	"	1,245	7,372	623	3,175	463	2,321	855	3,716	993	4,655
Guns, muzzle loading	No.	604	2,167	966	4,511	639	3,049	899	4,014	524	2,513
Hoops	Cwt.	6,125	14,100	4,778	12,681	5,336	14,914	5,463	14,543	4,691	10,262
Iron and steel, black, in bars, rods, sheets or plates, other than boiler plate	"	6,295	12,636	7,697	17,493	7,135	15,817	6,197	14,259	5,360	10,143
Iron and steel, galvanized in bars, rods, sheets or corrugated	"	9,386	38,735	12,954	56,415	10,974	46,280	14,634	55,255	10,719	40,433
Muskets, guns and rifles	No.	362	3,831	316	2,991	.....	1,565	505	4,722	521	4,955
Nails and spikes	Lbs.	537,751	16,340	621,695	19,473	556,216	15,070	571,160	15,480	510,370	14,203
Wire (fencing)		...	6,817	..	5,689	.....	8,204	....	8,499	...	4,605
Jewellery		...	2,947	....	2,408	....	3,757	.....	5,030	....	4,262
Lamps and lanterns		....	7,303	.....	9,636	.....	9,782	.....	11,633	....	10,050
Leather manufacture		....	26,768	..	24,170	....	26,152	.....	24,780	...	29,095
Lime		.....	27,845	.....	21,779	....	31,150	.....	29,773		19,026
Linen, cotton and woollen goods		....	895,199	..	828,521	.....	1,030,022	.....	667,382	.....	688,512
Linoleum and oil cloths		.....	2,328		1,734	.....	5,022	.....	9,736	.....	1,670
Machinery :—											
For manufacturing sugar		.....	251,203	.....	179,654	.....	161,915	.....	198,325	.....	170,507
For mining operations		.....	14,066	.....	74,354	.....	94,749	.....	77,360	.....	24,158
For miscellaneous purposes		.....	60,830	.....	40,767	..	113,516	.	48,031	...	58,880
For the preparation of rice		.....	.....	.....	51,028	.....	49,319	.....	24,170	.....	9,104
Machinery and wire for electric lighting		.....	25,353	.....	10,927	.....	25,155	.....	9,721	..	11,723
Sewing machines		.....	10,408	.....	12,602	.....	10,646	.....	12,939	.....	9,979
Malt liquors	Galls	..	112,711	196,011	123,048	176,545	119,967	191,067	133,055	185,022	131,166
Manures	Tons	14,338	686,713	14,502	666,120	19,739	905,186	..	709,025	15,345	683,218
Matches		...	5,693	...	9,590		21,467	..	22,187	..	6,811
Materials for electric lighting		...	10,566		8,731	.....	6,262	...	7,595		11,391
Materials for Mayors and Town Councils		.....	11,772		18,817	.....	35,055	.....	32,173	...	9,342
Materials for railways		.....	43,643	...	44,139	..	31,885	.	47,752		34,311
Materials for steam and motor boats, barges, &c.		.....	1,129	...	18,570	....	18,932		10,422	.....	20,545
Medicinal preparations containing spirits		.....	14,213		17,541	..	20,215	.....	19,310		21,102
Medicines, patent and proprietary		.....	18,359	..	21,321	....	24,881	.....	27,107		30,148

Milk preserved, evaporated, malted, &c....	Lbs.	720,505	60,226	682,742	59,191	659,362	58,579	754,717	66,408	614,823	55,812
Mineral waters			11,896		11,065		9,603		9,401		8,490
Musical instruments			8,094		8,927		7,791		6,633		8,427
Naval stores			27,848		28,260		27,706		19,375		16,400
Oilmeal and cakes	100 lbs.	5,453	11,197	5,118	10,480	5,966	12,126	5,753	13,126	6,353	14,585
Oilmen's stores			8,277		12,373		12,405		16,169		27,342
Oils	Galls.	705,343	214,487	938,979	280,295	669,893	220,594	841,240	260,926	462,524	270,782
Opium	Lbs.	2,212	6,967	1,803	7,011	1,624	7,127	1,566	6,026	1,357	6,113
Paints and colours			25,815		29,616		30,635		31,942		23,696
Paper and mfrs of			49,853		61,018		49,894		50,436		21,893
Pickles, including olives and sauces			3,556		4,322		3,699		3,639		3,568
Pictures and picture frames			2,954		2,537		2,790		4,017		2,924
Pitch	Bbls	1,020	3,768	1,143	4,557	1,226	4,487	1,103	4,025	1,062	4,707
Platedware			4,379		5,944		4,521		6,563		3,555
Printing materials			15,198		18,219		15,856		31,785		22,716
Provisions—											
Butter	Lbs	503,927	116,479	491,108	112,466	517,323	116,610	524,993	117,623	462,793	109,564
Cheese	"	230,864	34,730	249,828	38,898	260,314	39,179	247,080	37,245	217,672	33,346
Ghee	"	122,602	20,241	105,721	19,022	105,697	16,887	125,913	23,508	181,768	31,876
Ground provisions			25,789		42,549		38,957		46,573		34,598
Lard	Lbs.	311,014	33,186	373,315	40,059	328,469	35,599	321,724	39,336	317,606	39,115
Meats—Bacon and hams	"	19,166	3,702	16,704	3,439	18,174	3,656	20,974	4,533	19,721	4,492
Beef, salted or pickled	Bbls.	6,848	87,107	5,587	84,227	6,781	115,514	6,136	95,593	6,620	130,266
Canned or preserved	Lbs.	70,368	10,101	84,185	12,942	97,078	15,084	101,513	17,529	84,607	17,274
Pork, salted or pickled	Bbls.	12,856	204,422	12,068	196,914	11,765	191,571	10,498	222,165	8,737	171,308
Oleomargarine, margarine substances	Lbs.	128,024	12,789	121,200	12,833	105,500	11,354	106,348	11,209	104,110	11,575
Saddlery			8,377		12,909		12,901		9,734		7,213
Salt	200 lbs.	15,347	16,502	13,567	18,426	15,652	19,736	16,729	17,904	18,092	11,499
Scientific appliances			5,665		6,135		8,642		11,165		11,762
Seeds, coriander, cummin, mustard, pepper and annise	Lbs.	279,391	19,826	341,153	20,586	286,165	15,658	318,386	16,451	287,439	17,580
Silk and satin manufacture			15,898		16,801		19,617		23,415		27,610
Silverware			854		577		2,167		5,934		2,991
Soap			65,921		67,760		69,671		73,342		71,672
" materials for use in manufacture of									3,958		11,262
Spices and seeds, unenumerated	Lbs.	50,454	5,460	65,450	5,715	61,687	4,765	59,218	5,133	69,089	5,955
Spirits—Brandy	Galls.	4,475	14,495	4,511	14,679	4,180	13,642	4,379	14,810	3,773	12,231
Gin	"	12,492	14,550	11,903	15,006	12,842	15,744	13,877	15,822	15,203	21,141
Whiskey	"	17,676	51,415	20,007	56,151	22,097	62,371	22,414	61,814	21,076	59,928
Starch	Lbs.	59,040	5,125	72,034	5,716	42,556	4,096	56,734	5,206	47,524	3,996
Straw manufacture			2,154		904		2,731		4,021		2,201
Stationery			39,700		35,818		37,955		12,669		44,387
Sugar	100 lbs.	1,800	6,741	2,479	9,553	2,314	9,374	2,843	11,796	2,883	12,910
Tallow	Lbs.	67,567	5,489	95,817	8,046	128,486	9,879	86,929	6,804	76,727	7,212
Tar			4,050		4,055		4,538		3,978		4,050
Tea	Lbs.	74,755	15,477	6,053	15,618	99,734	21,781	80,810	18,523	76,645	17,357
Tinware			17,096		19,381		12,713		10,882		7,591
Tobacco—											
Cigars and cigarettes	Lbs.	3,853	8,513	4,405	10,175	4,253	9,651	4,898	9,922	5,338	10,136

BRITISH GUIANA.

TOTAL Quantities of the Values of the Principal Articles of Merchandise Imported, &c.—*Concluded.*

ARTICLES.		1906-7.		1907-8.		1908-9.		1909-10.		1910-11.	
		Quantity.	Value.	Quantity.	Value.	Quantity.	Value.	Quantity.	Value.	Quantity.	Value.
			$		$		$		$		$
Tobacco—*Con.*											
Manufactured	Lbs.	81,826	49,132	89,636	56,747	111,587	70,065	109,617	71,639	107,943	72,074
Unmanufactured	"	515,964	48,807	539,851	58,625	391,174	44,153	440,943	63,668	417,977	62,499
Toilet requisites		.....	6,947	.....	7,662	.....	12,893	.....	13,602	.....	12,974
Tools		.....	19,357	.....	22,013	.....	22,948	.....	21,320	.....	19,619
Toys and games		.....	10,032	.....	10,116	.....	13,969	.....	11,848	.....	12,823
Turpentine, spirits of	Galls.	3,129	2,662	4,796	3,692	4,018	2,528	3,316	2,188	4,041	3,380
Twine	Lbs.	80,532	18,549	74,090	18,874	60,727	13,719	68,784	15,169	65,837	13,934
Umbrellas		.....	12,737	.....	11,631	.....	9,949	.....	13,765	.....	12,375
Varnish	Galls.	4,627	5,213	3,329	3,551	3,309	3,868	3,866	3,808	2,999	3,124
Vegetables—Fresh (*See* under fruits)											
Dried and preserved in tins	Lbs.	36,953	3,977	56,223	6,100	55,312	5,858	67,573	6,278	80,390	7,100
Garlic	"	150,710	7,946	208,891	10,891	135,297	7,838	171,945	9,605	149,231	10,524
Potatoes		.....	109,680	.....	116,269	.....	116,327	.....	128,793	.....	114,863
Watches (other than gold, &c.)		.....	1,894	.....	1,446	.....	1,953	.....	3,486	.....	1,935
Wines	Galls.	20,652	11,113	28,926	35,271	29,186	36,458	36,840	31,113	31,367	37,171
Wood—											
Lumber—Yellow or pitch pine, dressed	M. ft.	19	836	267	17,021	176	4,850	213	6,901	62	1,827
Yellow or pitch pine, undressed	"	371	31,231	1,454	67,486	1,176	11,005	1,055	36,132	1,078	38,136
Other than pitch pine, dressed	"	231	8,318	281	11,557	124	4,829	115	4,526	123	4,081
Other than pitch pine, undressed	"	3,064	95,406	3,054	107,318	1,970	69,657	2,680	96,928	2,511	90,892
Shooks	Packs.	5,075	26,312	4,272	23,916	6,071	31,519	859	5,102	1,682	8,183
Staves	M.	784	85,633	387	43,311	1,037	116,093	599	68,639	305	33,668
Wood, manufactured		.....	5,919	.....	9,303	.....	9,004	.....	15,033	.....	23,125
All other articles		.....	203,689	.....	254,362	.....	159,616	.....	168,355	.....	223,480
Total imports (mdse)		.....	7,573,716	.....	7,910,626	.....	8,274,829	.....	7,935,015	.....	7,612,915
Coin and bullion		.....	267,100	.....	239,388	.....	260,990	.....	271,932	.....	315,573
Total imports (except transit trade)		.....	7,840,816	.....	8,150,014	.....	8,535,819	.....	8,206,947	.....	7,928,488
Transit trade		.....	275,046	.....	323,707	.....	291,127	.....	310,449	.....	470,391
Total imports		.....	8,115,862	.....	8,473,721	.....	8,826,946	.....	8,517,396	.....	8,398,879

BRITISH GUIANA.

TOTAL Quantities and Values of the Principal Articles of Merchandise Exported during the Years ended March 31, 1907 to 1911, inclusive.

ARTICLES.		1906-7.		1907-8.		1908-9.		1909-10.		1910-11.	
		Quantity.	Value.	Quantity.	Value.	Quantity.	Value.	Quantity.	Value.	Quantity.	Value.
			$		$		$		$		$
Balata	Lbs.	752,189	277,113	973,269	419,989	1,101,233	474,796	1,034,224	468,072	1,162,588	670,196
Cattle food, including molascuit	Tons	12,961	191,158	9,576	103,429	9,277	111,327	9,257	111,078	9,230	105,267
Charcoal	Bags.	65,919	34,110	83,241	41,840	80,014	39,187	73,811	37,389	78,818	40,742
Coal	Tons	2,732	8,591	2,976	8,407	2,214	6,616	3,904	10,587	2,983	7,240
Diamonds, rough	Carats	4,113	32,627	1,863	14,529	5,063	40,733	7,096	45,057	3,009	29,574
Flour	Bbls.	4,550	17,878	2,668	12,527	3,822	18,169	2,595	12,487	2,548	13,356
Molasses	Galls.	344,127	56,781	114,722	19,698	146,885	31,518	293,630	73,123	179,163	36,198
Rice	Lbs.	3,685,000	94,493	7,064,140	194,128	8,739,887	253,500	12,896,300	325,186	8,475,015	246,450
Rum	Galls.	3,342,896	520,610	2,640,988	464,928	3,501,185	892,092	3,017,734	617,271	2,215,176	457,035
Sugar, raw	Tons	114,951	5,085,617	100,737	4,819,325	115,213	6,037,574	108,533	5,785,036	100,954	4,994,231
Timber	Cub. ft.	170,985	74,670	232,669	97,310	191,109	78,881	198,197	77,876	256,845	94,275
All other articles		.....	310,245	.....	324,207	.....	319,603	.....	351,949	.....	407,056
Total exports (mdse)		.....	6,703,893	.....	6,520,317	.....	8,306,996	.....	7,915,114	.....	7,101,320
Coin and bullion—											
Bullion—gold	Ozs.	86,374	1,536,662	65,835	1,150,380	74,539	1,311,668	63,454	1,104,700	55,783	950,973
" silver	"	.....	.....	108	54	156	80	142	78	285	157
Coin, gold and silver		.....	331,316	.....	220,950	.....	190,176	.....	199,279	.....	214,110
Total exports (except transit trade)		.....	8,571,871	.....	7,891,701	.....	9,808,920	.....	9,219,171	.....	8,266,560
Transit trade		.....	275,046	.....	323,707	.....	291,127	.....	310,449	.....	470,391
Total exports		.....	8,846,917	.....	8,215,408	.....	10,100,047	.....	9,529,620	.....	8,736,951

BRITISH HONDURAS.

VALUE of the Total Imports and Exports from and to each Principal Country during the Years ended December 31, 1906 to 1910, inclusive. *(Including Coin and Bullion.)*

Imports.					Countries.	Exports.				
1906.	1907.	1908.	1909.	1910.		1906.	1907.	1908.	1909.	1910.
$	$	$	$	$	*British Empire.*	$	$	$	$	$
587,456	665,009	690,454	551,840	600,889	United Kingdom	576,241	454,102	478,145	355,810	329,490
951	63	1,169	2,320	3,531	British West Indies	29,800				
7,356	5,168	5,307	6,736	5,991	Canada					
					Grand Cayman		27,017			
2	53	54	6,077	15,858	Other British Possessions					
595,765	670,293	696,984	566,973	626,269	Totals, British Empire	606,041	481,119	478,145	355,810	329,490
					Foreign Countries.					
347	1,315	848	1,620	1,852	Belgium					
750	15	137			Costa Rica	1,270		517		
16,126	38,653	25,118	24,386	31,981	France	11,000		21,510	26,220	37,952
34,820	70,535	71,977	11,861	40,163	Germany				5,700	
3,939	12,322	34,770	87,825	114,434	Guatemala	12,691	24,451	26,843	42,408	21,792
1,904	1,771	2,895	6,339	7,638	Holland			2,000		
70,487	61,688	75,160	65,174	55,286	Honduras	256,103	334,991	238,322	104,376	70,323
345,430	191,581	599,184	755,126	670,387	Mexico	187,473	221,130	219,457	171,230	228,292
6,531	4,309	11,375	3,171	4,202	Spain					
1,123,681	1,360,917	1,152,114	1,135,145	1,254,480	United States	941,373	1,146,808	1,210,626	1,503,249	1,656,271
761	2,324	5,861	16,628	12,522	Other Foreign Countries	3,055	2,537	4,379		260
1,604,776	1,745,430	1,979,739	2,137,275	2,192,948	Totals, Foreign Countries	1,412,965	1,729,917	1,723,654	1,853,183	2,014,899
595,765	670,293	696,984	566,973	626,269	Totals, British Empire	606,041	481,119	478,145	355,810	329,490
2,200,541	2,415,723	2,676,723	2,704,248	2,819,217	Grand totals	2,019,006	2,211,036	2,201,799	2,209,023	2,344,380

BRITISH HONDURAS.

Total Quantities and Values of the Principal Articles of Merchandise Imported during the Years ended December 31, 1906 to 1910, inclusive.

Articles.		1906.		1907.		1908.		1909.		1910.	
		Quantity.	Value.	Quantity.	Value.	Quantity.	Value.	Quantity.	Value.	Quantity.	Value.
			$		$		$		$		$
Aerated waters			10,108		11,497		7,315		6,668		5,198
Bacon and hams			28,059		34,384		31,131		31,592		29,315
Beef and pork	Bbls.	5,280	80,077	6,300	99,736	5,196	75,755	4,533	84,930	4,619	119,294
Beer, porter, cider and perry	Galls.	32,793	22,827	41,388	27,143	34,132	22,636	27,296	18,322	24,367	16,111
Books and stationery			7,064		7,762		11,091		12,668		13,687
Boots and shoes			88,823		107,069		111,086		98,266		114,513
Butter			29,602		37,807		30,980		30,427		33,836
Candles of all kinds	Lbs.	49,695	4,879	55,473	6,183	49,237	6,432	54,096	5,818	57,938	5,690
Cheese			15,979		18,227		19,389		18,202		17,946
Chicle (a chewing gum)			103,314		108,499		176,961		441,250		441,879
Clothing			34,105		51,128		52,547		56,215		61,732
Coal and coke	Tons	790	4,440	947	5,204	2,593	13,593	1,032	5,212	2,786	13,195
Coffee	Lbs.	128,573	11,231	153,869	13,297	143,198	11,975	121,462	10,482	128,868	15,061
Confectionery			10,579		14,238		13,389		15,973		14,697
Cotton goods			322,680		393,760		289,252		280,677		184,487
Drugs and chemicals			31,730		32,759		36,413		33,255		43,432
Earthenware and glassware			14,146		30,658		16,368		8,734		11,363
Firearms			4,850		12,132		8,963		7,425		6,610
Fish, salted			6,140		8,213		6,609		6,697		6,722
Flour			89,418		110,072		116,302		116,631		121,176
Furniture			8,114		12,958		8,697		11,292		12,635
Government stores			10,962		15,366		21,812		31,447		52,166
Grain :—											
Indian corn			6,300		19,142		7,394		2,421		5,699
Rice			40,673		42,686		39,720		38,214		41,073
Hardware and cutlery			73,416		89,645		73,049		64,381		69,344
Hats			21,210		28,027		23,087		24,575		25,089
Hay and oats			13,607		16,152		19,489		6,950		12,918
Iron roofing			10,987		16,499		15,280		13,879		12,113
Lard			16,807		25,021		20,572		23,932		32,729
Live stock :—											
Cattle	No.	1,328	38,018	1,384	40,993	1,852	50,049	1,775	41,369	1,588	37,353
Horses and mules	"	39	2,866	181	12,196	216	6,394	161	9,765	106	6,800

BRITISH HONDURAS.

TOTAL Quantities and Values of the Principal Articles of Merchandise Imported, &c.—*Concluded.*

Articles.		1906.		1907.		1908.		1909.		1910.	
		Quantity.	Value.	Quantity.	Value.	Quantity.	Value.	Quantity.	Value.	Quantity.	Value.
			$		$		$		$		$
Machinery (includes sewing machines)		.....	53,802	.....	60,715	.....	42,448	.....	39,685	.....	43,683
Oils, fuel for launches:											
Gasoline		.....	6,396	.....	12,896	.....	10,285	.....	7,368	.....	17,823
Kerosene								.....	9,548		
Oils, mineral	Galls.	118,448	15,527	173,391	25,252	181,414	25,726	209,698	25,586	191,388	24,708
Paints		.....	14,773	.....	15,690	.....	10,972	.....	11,103	.....	13,961
Perfumery		.....	12,025	.....	15,515	.....	14,204	.....	12,902	.....	13,856
Provisions		.....	228,246	.....	224,668	.....	214,671	.....	214,248	.....	226,365
Railway, electric, &c. plant and materials		.....	12,008	.....	11,980	.....	139,148	.....	15,231	.....	30,399
Rope and twine		.....	15,532	.....	25,179	.....	11,310	.....	18,854	.....	14,766
Soap		.....	36,314	.....	39,677	.....	37,820	.....	43,856	.....	33,998
Spirits:—											
Brandy	Galls	1,699	3,167	3,765	6,735	3,251	7,767	2,783	5,928	3,268	7,875
Gin	"	1,135	2,939	6,754	5,336	5,530	3,369	3,485	3,713	4,804	3,506
Whiskey	"	5,454	11,546	15,021	21,328	9,475	15,650	8,389	16,406	10,562	18,613
Sugar—Unrefined	Lbs.	88,235	2,665	20,670	823	40,588	1,443	105,643	4,140	77,815	3,675
Refined	"	259,521	9,129	429,815	15,116	311,407	11,865	299,855	10,753	241,572	9,776
Tea	"	41,220	8,747	48,259	11,120	40,073	9,982	43,989	9,562	55,189	12,154
Tobacco—Manufactured and unmanufactured	"	126,648	13,677	151,011	17,331	170,814	17,583	109,762	12,798	113,927	15,566
Cigars and cigarettes		.....	10,248	.....	12,077	.....	12,400	.....	10,713	.....	11,095
Trucks for mahogany works		.....	549	.....	4,389	.....	5,712	.....	2,302	.....	15,886
Vegetables		.....	9,583	.....	12,459	.....	14,407	.....	12,174	.....	14,768
Wines	Galls.	21,068	22,401	30,507	31,722	25,458	27,047	14,685	17,128	14,216	16,839
Wood and timber:—											
Lumber—Rough	Ft	935,878	22,231	428,932	29,584	576,661	11,648	796,021	15,120	930,502	18,285
Dressed	"	800,674	19,139	860,784	27,555	971,188	20,423	969,182	19,332	1,198,354	24,950
Logwood	Tons	774	14,880	112	2,567	38	595	10	170	.....	.....
Mahogany		.....	158,612	.....	34,283	.....	421,434	.....	370,475	.....	307,330
Woollen goods		.....	10,321	.....	20,698	.....	16,115	.....	22,020	.....	31,317
All other articles		.....	212,349	.....	193,726	.....	193,500	.....	186,721	.....	264,691
Total imports (mdse)		.....	2,089,847	.....	2,329,574	.....	2,644,554	.....	2,675,805	.....	2,783,048
Coin and bullion		.....	110,691	.....	86,149	.....	32,169	.....	28,443	.....	36,169
Total imports		.....	2,200,511	.....	2,415,723	.....	2,676,723	.....	2,704,248	.....	2,819,217

TOTAL Quantities and Values of the Principal Articles of Merchandise Exported during the Years ended December 31, 1906 to 1910, inclusive.

ARTICLES.	1906.		1907.		1908.		1909.		1910.	
	Quantity.	Value.	Quantity.	Value.	Quantity.	Value.	Quantity.	Value.	Quantity.	Value.
		$		$		$		$		$
Bananas ..... Bchs.	725,000	181,250	652,930	159,549	471,600	112,294	390,350	89,010	441,181	107,945
Boots and shoes	.....	15,385	.....	26,905	.....	21,591	.....	9,363	.....	13,483
Chicle ..... Lbs.	1,517,898	329,975	1,689,118	476,629	1,790,865	521,958	2,213,450	757,693	2,790,890	936,650
Cocoanuts ..... No.	5,527,985	83,077	4,550,175	80,171	5,072,150	83,068	5,545,679	91,171	4,871,331	120,730
Cocoa ..... Lbs.	42,800	5,246	46,435	9,037	29,174	5,657	39,868	7,474	32,023	6,060
Corn, Indian	.....	3,314	.....	11,210	.....	2,356	.....	795	.....	4,175
Cotton goods	.....	103,903	.....	133,178	.....	90,561	.....	38,722	.....	23,215
Drugs and chemicals	.....	9,684	.....	10,689	.....	7,368	.....	4,590	.....	5,078
Earthenware and glassware	.....	5,356	.....	6,137	.....	4,709	.....	1,875	.....	1,190
Flour	.....	17,913	.....	20,000	.....	23,302	.....	14,935	.....	19,442
Hardware and cutlery	.....	19,590	.....	26,609	.....	28,171	.....	16,654	.....	18,449
Iron roofing	.....	7,382	.....	10,098	.....	6,095	.....	7,039	.....	3,990
Lard	.....	4,307	.....	6,913	.....	3,961	.....	4,230	.....	7,169
Meats—										
Bacon and hams	.....	7,567	.....	9,379	.....	7,199	.....	1,986	.....	2,801
Beef and pork ..... Bbls.	992	12,686	1,100	18,049	1,031	16,063	559	11,753	833	17,962
Oils	.....	7,960	.....	7,820	.....	9,432	.....	9,319	.....	9,007
Paints	.....	3,617	.....	7,318	.....	2,342	.....	1,837	.....	2,191
Plantains ..... No.	1,817,175	12,731	849,550	6,012	939,000	7,125	2,238,500	16,855	3,514,101	27,962
Provisions	.....	50,090	.....	55,266	.....	49,967	.....	31,254	.....	30,879
Rice	.....	7,016	.....	9,263	.....	6,998	.....	4,639	.....	5,167
Rubber ..... Lbs.	22,108	18,362	24,968	18,957	27,862	18,054	18,962	14,857	16,835	18,650
Soap	.....	14,027	.....	17,096	.....	15,952	.....	16,251	.....	12,607
Spirits and wines ..... Galls.	26,718	31,439	45,561	50,136	26,292	30,155	18,768	25,251	20,264	25,974
Sugar—Refined	.....	6,701	.....	10,468	.....	6,896	.....	4,030	.....	3,212
Raw ..... Lbs.	119,941	5,872	113,156	4,416	107,425	4,297	.....	3,572	.....	7,020
Tortoise shell ..... "	3,783	26,008	2,987	20,771	2,492	12,022	3,484	17,560	2,703	14,965
Wood and timber—										
Cedar ..... Ft.	697,055	35,659	406,334	22,096	736,639	38,094	936,708	65,564	711,237	43,731
Logwood ..... Tons	9,335	174,466	6,663	128,252	5,775	110,046	6,134	113,606	3,669	68,522
Mahogany ..... Ft.	11,037,480	584,598	9,569,566	556,711	14,398,422	782,522	10,673,881	693,295	10,175,571	653,878
All other articles	.....	168,998	.....	168,557	.....	147,404	.....	103,140	.....	116,801
Totals (mdse)	.....	1,954,379	.....	2,067,692	.....	2,175,659	.....	2,178,320	.....	2,328,905
Coin and bullion	.....	64,827	.....	143,344	.....	26,140	.....	30,703	.....	15,475
Total exports	.....	2,019,006	.....	2,211,036	.....	2,201,799	.....	2,209,023	.....	2,344,380

BRITISH INDIA.

VALUE of the Total Imports and Exports from and to each Principal Country, exclusive of Government Stores and Treasure, during the Years ended March 31, 1907 to 1919, inclusive. *(Including Coin and Bullion.)*

NOTE:—Rx. = 16 Rupees. Rupee = 32·4 cents.

Imports.					Countries.	Exports.				
1906-7.	1907-8.	1908-9.	1909-10.	1910-11.		1906-7.	1907-8	1908-9.	1909-10.	1910-11.
Rx.	Rx.	Rx.	Rx.	Rx.	*British Empire.*	Rx.	Rx.	Rx.	Rx.	Rx.
86,888,766	104,399,814	92,906,263	94,611,785	104,018,434	.... United Kingdom	50,799,752	49,060,291	46,059,984	52,706,376	55,734,854
396,145	519,732	580,008	604,374	657,049	.. Aden	1,299,627	1,163,392	961,290	1,009,400	1,054,313
7,804,131	8,611,588	3,180,088	4,380,996	4,685,875	.... Australia	2,386,572	2,622,361	2,364,855	2,721,650	3,234,466
576,347	608,341	373,888	422,285	461,920	..... Bahrein Islands	463,118	658,276	576,902	998,463	1,130,135
234,247	413,163	438,604	408,706	332,839	.... British East Africa	801,891	1,007,792	843,293	794,205	1,110,869
37	636	91	183	70	..... British Guiana	56,936	86,274	68,190	41,073	39,647
641	128	435	23	62	..... British West Indies	118,367	111,341	99,387	72,061	162,685
2,485	148	672	39,983	440	..... Canada	777,680	494,784	474,384	613,548	838,479
399,631	863	46,641	52,525	21,316	..... Cape Colony	380,342	329,289	242,406	265,711	293,078
1,245,015	1,300,101	981,255	916,758	1,014,090	..... Ceylon	7,221,517	6,866,123	6,662,313	7,834,405	8,915,591
1,899,032	2,598,630	2,208,274	2,157,308	2,370,156	..... Hong Kong	11,050,870	8,971,923	11,150,529	10,770,020	11,979,469
2,233,732	2,698,951	2,727,103	2,517,714	3,024,773	..... Mauritius	1,411,111	1,485,132	1,527,981	1,261,223	1,557,357
682,611	211,703	252,594	195,704	27,926	..... Natal	556,494	687,017	565,362	597,192	647,929
42,095	9,171	48,922	14,452	86,479	.... New Zealand	397,677	457,506	455,865	533,338	444,038
3,707,266	3,756,908	3,530,698	3,541,803	3,205,845	..... Straits Settlements	6,926,515	7,015,506	5,522,346	6,373,203	8,663,626
26,470	18,396	19,200	28,132	58,699	.... Other British Possessions	93,515	72,572	108,311	216,126	159,878
106,138,651	125,148,273	107,294,736	109,892,731	119,995,973	..... Totals, British Empire	84,741,984	81,089,579	71,653,398	86,807,994	95,966,114
					Foreign Countries.					
1,276,205	1,090,911	582,560	561,495	467,096	.. .. Arabia	2,058,878	948,070	935,209	1,050,976	1,219,116
250	.....	.....	.....	56	.... Argentine Republic	1,407,241	2,582,458	2,413,046	1,834,336	1,605,259
3,073,426	2,658,492	3,868,224	2,762,496	3,254,880	..... Austria-Hungary	6,053,829	6,387,518	4,865,727	6,498,891	7,416,779
4,355,416	5,307,695	5,170,477	4,565,693	5,773,363	..... Belgium	7,206,997	9,157,867	6,225,104	10,195,576	11,100,520
.....	.....	.....	.....	.....	..... Chile	576,488	702,548	522,749	796,449	861,920
817,743	1,211,209	1,463,603	1,885,910	2,152,768	..... China (Treaty ports)	7,990,511	6,527,511	8,022,269	8,715,602	8,085,517
445,963	2,791,159	499,595	7,290,835	6,924,953	..... Egypt	2,004,149	1,888,063	2,370,462	1,839,161	1,878,031
1,533,282	2,068,459	1,854,288	3,355,535	2,558,527	..... France	11,253,416	11,561,494	9,637,460	12,022,459	15,863,791

5,790,871	5,164,904	4,929,793	4,164,657	5,154,762	.....Germany	19,772,036	20,285,489	15,355,386	17,938,199	19,684,751
627,826	712,417	882,255	977,804	1,107,624	.....Holland	1,803,109	2,529,318	1,780,114	2,380,928	2,859,197
6,794	195	178	48,903	485	...Indo-China	322,476	590,500	625,402	646,418	822,993
1,081,092	1,192,493	1,134,710	1,128,045	1,517,826	.....Italy	5,751,042	5,599,850	5,084,965	6,044,560	7,994,867
1,610,101	2,168,009	2,117,006	2,466,542	3,360,013	.....Japan	7,487,345	8,881,451	7,188,297	12,547,316	13,493,808
2,904,411	5,805,233	6,196,312	7,937,482	9,008,127	...Java	544,793	1,149,559	582,284	1,432,489	3,533,353
632,087	547,330	524,790	581,091	686,707	.....Persia	1,018,668	1,304,547	1,024,105	1,284,779	1,324,602
114,544	537,316	539,917	38,417	68	.....Roumania	78,503	198,333	157,264	155,920	213,399
107,651	401,378	279,669	148,575	259,571	.Russia in Europe	752,853	985,539	1,037,278	875,910	1,625,781
564,812	576,098	443,019	343,005	446,934	...Siam	416,511	450,465	473,535	419,350	628,530
95,197	141,122	180,384	174,175	101,313	.....Spain	1,582,656	1,376,306	1,357,273	1,343,178	1,737,187
818,736	1,036,680	1,215,403	1,220,132	1,261,176	....Turkey	1,362,016	2,329,162	2,035,570	2,348,675	2,807,694
2,547,056	3,237,300	3,279,233	3,715,554	3,507,601	.....United States	15,651,434	13,532,992	13,222,205	14,321,096	13,432,336
966,453	918,850	1,441,428	1,225,114	1,517,450	....Other Foreign Countries	2,442,485	2,633,170	2,382,250	2,618,922	3,021,874
29,369,916	37,567,250	36,602,844	44,590,890	49,061,300	.....Totals, Foreign Countries	97,537,436	101,602,210	87,297,954	107,311,190	121,241,305
106,138,651	125,148,273	107,294,736	109,892,731	119,995,973	.....Totals, British Empire	84,741,984	81,089,579	71,653,398	86,807,994	95,966,414
135,508,567	162,715,523	143,897,580	154,483,621	169,057,273	.....Grand totals	182,279,120	182,691,789	158,951,352	194,119,184	217,207,719

BRITISH INDIA.

TOTAL Quantities and Values of the Principal Articles of Merchandise Imported, exclusive of Government Stores and Treasure, during the Years ended March 31, 1907 to 1911, inclusive.

NOTE:—Rx. = 10 Rupees. Rupee = 32·4 cents.

ARTICLES.		1906-7.		1907-8.		1908-9.		1909-10.		1910-11.	
		Quantity.	Value.	Quantity.	Value.	Quantity.	Value.	Quantity.	Value.	Quantity.	Value.
			Rx.		Rx.		Rx.		Rx.		Rx.
Animals, living—											
Horses	No.	9,904	448,893	8,327	383,296	6,400	284,280	7,552	330,256	14,444	545,152
Other	"	5,744	16,686	4,220	57,666	3,188	21,335	3,619	16,340	4,662	18,907
Apparel—											
Apparel (drapery, uniforms, &c., but not hosiery)		.....	468,401	.....	535,485	.....	536,596	.....	570,787	.....	721,911
Boots and shoes	Pairs	1,277,919	290,809	1,873,992	380,481	1,671,220	389,565	1,527,680	373,060	1,790,858	457,073
Gold and silver thread		.....	332,648	.....	448,621	.....	333,523	.....	361,496	.....	457,367
Haberdashery and millinery		.....	935,885	.....	1,132,349	.....	1,067,405	.....	994,223	.....	1,328,198
Hats, caps, bonnets and hatters' wares		.....	84,597	.....	86,069	.....	90,170	.....	81,855	.....	133,126
Arms, ammunition and military stores		.....	288,664	.....	487,297	.....	324,753	.....	292,331	.....	324,522
Books and printed matter		.....	304,021	.....	331,355	.....	403,789	.....	378,402	.....	401,589
Building and engineering materials—											
Bricks and tiles	No.	14,922,191	106,456	15,311,662	107,916	22,468,813	139,986	19,169,004	124,043	18,056,974	143,658
Cement	Cwt.	1,714,506	308,748	1,787,720	343,246	1,964,665	398,258	2,012,186	383,392	2,532,896	460,648
Other		.....	83,125	.....	74,622	.....	77,564	.....	64,868	.....	96,760
Candles	Lbs.	2,410,464	73,244	2,683,755	88,649	2,415,063	77,216	2,690,928	79,848	2,871,895	88,813
Carriages, carts, &c.											
Carriages and carts		.....	276,898	.....	324,107	.....	258,947	.....	179,138	.....	274,531
Cycles		.....	200,999	.....	221,430	.....	237,396	.....	260,408	.....	274,433
Motor cars and motor cycles		.....	446,759	.....	634,434	.....	431,423	.....	175,709	.....	732,442
Caoutchouc		.....	100,478	.....	113,317	.....	115,583	.....	114,828	.....	140,860
Chemicals, drugs, dyes, &c.—											
Chemicals		.....	687,593	.....	792,856	.....	746,822	.....	804,586	.....	876,148
Drugs and medicines		.....	780,659	.....	909,180	.....	728,209	.....	901,878	.....	985,435
Dyeing and tanning materials		.....	946,660	.....	1,042,336	.....	1,001,953	.....	1,109,161	.....	1,344,231
Narcotics—											
Opium	Lbs.	259	386	306	588	198	454	263	588	504	2,309
Tobacco—											
Manufactured	"	4,585,399	633,651	5,080,832	779,974	4,344,723	729,729	4,530,361	851,604	1,551,699	467,758
Unmanufactured	"	1,350,390	59,687	1,224,848	63,611	1,212,640	64,458	2,703,254	116,623	251,372	23,660

Clocks and watches	No.	464,605	184,319	508,137	200,155	489,321	184,509	547,704	185,478	647,160	201,500
Coal, coke and patent fuel	Tons	257,203	485,995	308,348	593,484	455,806	822,477	428,535	726,096	334,181	572,122
Coral	Lbs.	98,171	32,773	79,736	21,565	89,325	18,501	57,177	12,758	57,121	8,531
Cordage and rope (not of jute)	Cwt.	15,904	68,705	18,876	79,894	19,295	81,476	23,120	86,668	21,387	85,262
Cotton											
Raw	"	116,198	458,897	157,529	709,552	125,487	530,301	93,994	335,820	45,291	192,764
Twist and yarn	Lbs.	37,673,288	3,223,159	37,315,737	3,693,245	41,524,055	3,648,831	40,285,860	3,319,567	32,503,657	3,137,256
Manufactures—											
Piece goods	1,000 yards.	2,318,200	35,644,340	2,531,733	42,043,675	1,992,513	32,219,129	2,192,698	33,885,057	2,308,119	39,001,600
Handkerchiefs and shawls in the piece	No.	25,908,216	362,246	14,318,410	405,904	19,733,785	449,535	16,452,562	324,368	18,450,704	384,024
Hosiery		.....	561,275	.....	672,695	.....	634,511	.....	699,229	.....	902,703
Thread, sewing	Lbs.	1,279,697	264,142	1,353,794	284,616	1,192,556	281,692	1,345,499	297,950	1,451,075	346,190
All other		.....	862,326	.....	942,413	.....	780,888	.....	844,311	.....	1,068,017
Earthenware and percelain		.....	389,982	.....	422,214	.....	423,785	.....	435,739	.....	464,173
Fireworks		.....	58,121	.....	57,484	.....	41,116	.....	46,842	.....	88,308
Flax, manufacturers of		.....	202,732	.....	266,842	.....	248,399	.....	211,137	.....	262,754
Fodder, hay, straw, bran, oilcake, &c.	Cwt.	52,241	16,216	50,389	14,834	50,789	19,481	60,067	22,498	72,614	22,409
Fruits and vegetables, fresh		.....	90,586	.....	149,973	.....	109,594	.....	132,580	.....	147,157
Furniture and cabinet-ware		.....	154,446	.....	194,059	.....	183,403	.....	175,488	.....	203,862
Glass and glassware		.....	1,211,411	.....	1,445,177	.....	1,169,329	.....	1,285,291	.....	1,568,233
Grain and pulse—											
Pulse	Cwt.	82,702	42,592	157,562	85,275	416,540	212,838	84,792	41,538	21,134	11,778
Rice	"	125,055	78,406	74,333	51,805	654,032	456,857	272,425	170,388	125,327	78,612
Wheat	"	209,696	113,898	255,668	166,350	578,957	395,852	7,772	5,456	993	485
Wheat flour	"	4,903	4,148	48,759	38,227	133,011	101,615	47,406	40,319	57,814	46,244
Other sorts	"	102,335	43,410	48,178	25,532	125,466	66,480	82,978	41,929	17,865	9,055
Gums and resins	"	168,432	209,207	148,875	194,788	132,365	167,480	155,554	200,088	91,593	206,048
Hardware and cutlery, including plated ware—											
Cutlery		.....	140,804	.....	182,963	.....	175,171	.....	147,740	.....	212,314
Hardware—											
Enamelled iron-ware		.....	187,896	.....	244,880	.....	180,037	.....	128,595	.....	190,275
Implements, agricultural		.....	105,591	.....	132,748	.....	99,649	.....	91,685	.....	102,635
" and tools, other		.....	165,683	.....	195,315	.....	199,775	.....	198,516	.....	237,815
Lampware		.....	235,604	.....	268,886	.....	244,086	.....	277,715	.....	340,282
Sewing machines		.....	117,972	.....	114,334	.....	122,050	.....	154,167	.....	239,092
Other hardware		.....	1,699,956	.....	2,026,331	.....	1,905,050	.....	1,768,030	.....	2,024,462
Hemp—											
Unmanufactured	Cwt.	22,513	69,462	31,163	83,530	23,734	43,043	26,686	18,312	26,481	53,625
Manufactured		.....	3,233	.....	10,325	.....	5,598	.....	1,871	.....	6,261
Hides and skins—											
Raw	No.	1,303,338	141,143	1,275,331	129,284	1,172,299	111,275	1,266,202	128,847	1,105,872	139,680
Dressed or tanned	"	349,108	114,281	210,404	80,754	310,862	92,689	307,680	104,251	326,020	110,624
Hops	Cwt.	3,059	28,371	4,024	25,776	3,208	20,055	2,317	16,479	1,981	20,229
Instruments, apparatus, appliances and parts of—											
Electrical		.....	557,788	.....	490,785	.....	458,177	.....	434,718	.....	515,073
Musical		.....	202,167	.....	440,656	.....	297,764	.....	231,743	.....	248,429
Optical		.....	47,258	.....	41,689	.....	37,835	.....	38,853	.....	50,618

BRITISH INDIA.

TOTAL Quantities and Values of the Principal Articles of Merchandise Imported, &c.—*Continued.*

ARTICLES.	1906-7.		1907-8.		1908-9.		1909-10.		1910-11.	
	Quantity.	Value.	Quantity.	Value.	Quantity.	Value.	Quantity.	Value.	Quantity.	Value.
		Rx.		Rx		Rx.		Rx.		Rx.
Instruments, apparatus, &c.—*Con.*										
Photographic	.....	79,654	.....	81,924	.....	81,585	.....	81,992	.....	90,544
Scientific, philosophical and other	.....	161,437	.....	144,089	.....	182,342	.....	141,079	.....	159,935
Surgical	.....	79,427	.....	92,820	.....	93,099	.....	90,097	.....	103,047
Typewriters ... No.	3,794	70,956	3,421	71,302	4,216	87,305	3,395	65,750	3,458	69,200
Ivory—										
Unmanufactured ... Lbs.	208,751	127,175	242,941	154,686	236,213	151,515	366,861	280,696	343,861	275,243
Manufactured	.....	22,498	.....	32,047	.....	18,716	.....	29,110	.....	21,371
Jewellery—										
Jewellery	.....	131,264	.....	118,791	.....	132,490	.....	163,129	.....	156,120
Plate	.....	53,459	.....	47,369	.....	50,024	.....	52,771	.....	60,937
Precious stones and pearls, unset	.....	933,810	.....	695,719	.....	516,174	.....	806,023	.....	784,831
Jute—Manufactures of	.....	132,006	.....	155,280	.....	145,260	.....	122,936	.....	157,775
Liquors—										
Ale, beer and porter ... Galls.	4,916,291	602,701	4,879,908	611,131	4,295,009	580,965	4,181,934	542,852	4,242,771	550,694
Spirits—										
Brandy ... "	333,957	274,993	399,603	318,043	376,475	316,581	378,600	299,428	358,815	282,972
Whiskey ... "	592,514	377,881	635,834	405,959	681,401	435,924	649,320	416,549	638,342	412,926
Other ... "	561,890	334,076	624,855	380,400	624,009	374,315	676,401	386,997	539,988	377,231
Wines ... "	329,342	263,983	347,051	286,612	337,724	273,070	338,501	264,481	331,514	270,347
Machinery and mill work—										
Agricultural machinery (not steam)	.....	2,395	.....	7,164	.....	3,934	.....	7,120	.....	8,161
Engines, steam, and parts—										
Locomotives (except railway)	.....	67,011	.....	103,066	.....	76,675	.....	52,234	.....	62,876
Other	.....	1,244,301	.....	1,262,322	.....	1,009,243	.....	767,114	.....	757,217
Engines, other—										
Electrical	.....	270,409	.....	297,130	.....	354,713	.....	317,526	.....	395,869
Mining	.....	62,114	.....	77,568	.....	123,603	.....	73,662	.....	138,286
Textile	.....	2,274,454	.....	2,632,886	.....	2,876,001	.....	2,151,554	.....	1,639,573
Other	.....	1,869,333	.....	2,205,150	.....	2,171,790	.....	1,691,520	.....	1,728,479
Matches	.....	631,273	.....	737,684	.....	715,007	.....	815,527	.....	839,117
Mats and matting ... Sq. Yds.	1,064,313	21,175	1,897,111	31,616	1,722,644	30,621	2,178,787	42,180	2,263,690	40,108
Metals—										
Brass—Unwrought ... Cwt.	27	137	286	894	3,079	10,585	16	78	58	292
Wrought ... "	11,111	75,513	21,450	128,761	21,500	123,172	16,784	93,258	18,535	104,856
Copper—Old, for re-manufacture ... "	1,382	7,327	1,467	8,648	1,864	8,552	1,011	4,621	1,162	4,877
Unwrought ... "	13,161	93,405	55,759	354,178	49,557	250,509	63,973	319,219	95,668	465,050

Wrought	Cwt.	197,416	1,292,423	258,064	1,700,633	444,984	2,462,306	443,615	2,319,615	636,084	3,239,690
German silver	"	19,753	180,032	27,885	272,832	20,383	171,202	22,310	180,778	23,055	185,937
Iron—											
Old, for re-manufacture	"	17,935	3,861	21,060	4,837	22,746	5,094	82,765	17,248	24,652	5,216
Cast (pig)	"	667,285	184,317	653,513	204,015	417,419	126,621	310,642	98,114	230,038	65,683
Wrought—Bars	"	606,604	351,900	777,669	471,996	781,165	447,232	531,863	288,647	607,182	335,619
Beams, pillars, girders, and bridge-work	"	206,243	199,832	170,340	155,473	176,035	153,006	114,953	100,592	98,925	84,418
Nails, screws, rivets and washers	"	282,687	302,249	310,860	347,931	325,334	341,536	319,486	338,754	375,220	399,072
Pipes and tubes	"	668,539	541,729	569,406	543,731	596,149	658,223	750,375	651,960	678,582	563,472
Sheets and plates	"	2,190,764	2,204,540	2,296,769	2,475,535	2,286,448	2,379,733	2,885,254	2,832,998	2,976,430	2,907,917
Wire	"	53,776	52,302	101,641	107,623	73,808	67,758	64,014	57,183	92,591	84,838
Other manufactures	"	528,071	507,604	610,139	656,032	553,620	580,220	560,358	583,465	515,031	520,252
Lead—Ore	"	2,596	3,653	3,512	6,003	6,770	11,963	5,400	9,290	5,427	8,683
Pig	"	19,566	28,861	26,895	40,400	45,366	50,651	43,188	45,615	50,128	49,674
Wrought, &c.	"	79,591	125,739	91,598	158,627	85,729	131,036	86,940	129,500	80,619	120,647
Quicksilver	Lbs.	265,269	40,719	159,226	25,187	232,246	37,238	213,027	35,579	352,856	59,413
Steel—Angle, channel and spring	Cwt.	445,867	244,601	485,149	279,373	575,406	302,623	430,640	210,165	513,233	267,935
Bars	"	1,402,762	749,201	1,982,923	1,101,122	2,300,052	1,183,651	2,045,352	986,996	2,433,053	1,181,047
Beams, pillars, girders, and bridge-work	"	924,050	471,385	1,053,114	600,190	1,272,504	662,606	1,125,961	580,580	1,293,631	691,250
Plates and sheets	"	1,364,780	983,633	1,551,690	1,249,587	1,784,295	1,250,379	1,696,823	1,207,370	1,707,059	1,296,344
Other	"	1,118,467	801,053	1,751,013	1,554,443	1,054,435	885,237	1,097,191	886,858	1,279,397	1,039,273
Tin—Unwrought	"	19,967	288,957	31,892	430,354	36,855	420,967	38,375	438,533	36,355	443,183
Wrought	"	369	5,449	279	4,420	287	3,669	246	3,164	2,374	11,054
Zinc or spelter	"	91,398	207,020	70,327	150,284	80,028	152,729	89,733	174,204	95,289	188,092
Unenumerated metals	"	18,626	122,514	30,922	158,612	27,393	124,414	37,224	172,116	27,302	463,003
Total metals		.....	10,039,951	.....	13,191,921	.....	13,002,909	.....	12,766,457	.....	14,486,787
Oilcloth and floor-cloth	Sq. yds.	1,057,455	62,031	1,434,097	92,960	967,914	57,985	1,241,837	69,421	1,495,434	89,734
Oils—Mineral—											
Kerosene	Galls.	53,037,693	1,961,958	65,430,675	2,521,427	83,581,393	3,332,481	64,050,506	2,511,123	56,597,734	2,384,845
Other mineral oils	"	10,149,209	464,138	14,143,665	667,918	13,263,016	574,204	13,427,816	621,197	23,046,714	988,215
Other oils		.....	344,660	.....	505,555	.....	254,805	.....	216,095	.....	233,017
Paints and colours		.....	567,466	.....	623,708	.....	596,539	.....	572,976	.....	665,834
Paper—Printing	Cwt.	224,171	283,363	292,452	362,698	244,130	309,600	262,625	331,829	285,773	356,307
Writing and envelopes		.....	226,671	.....	280,952	.....	238,335	.....	255,356	.....	330,614
Other paper	Cwt.	326,240	257,537	368,533	314,226	404,993	333,904	454,237	374,390	491,022	386,324
Pasteboard, millboard, card-board of all kinds	"	37,924	33,539	45,179	34,519	48,889	44,501	63,022	51,450	66,267	55,973
Pitch, tar and dammer	"	277,591	113,975	285,563	116,113	291,444	112,828	287,606	106,084	293,007	116,072
Provisions—											
Bacon and hams	Lbs.	1,487,729	95,272	1,662,945	106,682	1,592,447	97,946	1,597,080	106,426	1,638,797	124,042
Biscuits, all kinds	"	5,620,799	227,836	6,345,733	250,230	6,962,782	280,791	6,691,863	281,473	7,346,112	324,755
Butter	"	244,577	26,664	233,974	25,720	269,883	30,169	308,744	34,313	282,953	31,038
Canned and bottled provisions	Cwt.	59,524	249,637	59,785	273,356	61,330	320,460	65,377	321,378	67,521	335,072
Cheese	Lbs.	1,275,111	70,449	1,362,304	76,617	1,311,056	72,744	1,344,718	74,754	1,323,482	75,452
Farinaceous foods	Cwt.	181,238	263,662	210,737	303,589	228,862	321,371	241,168	315,303	241,274	332,408

BRITISH INDIA.

TOTAL Quantities and Values of the Principal Articles of Merchandise Imported, &c.—*Concluded.*

ARTICLES.	1906-7.		1907-8.		1908-9.		1909-10.		1910-11.	
	Quantity.	Value.	Quantity.	Value.	Quantity.	Value.	Quantity.	Value.	Quantity.	Value.
		Rx.		Rx.		Rx.		Rx.		Rx.
Provisions—*Con.*										
Fish ... Lbs.	27,005,269	254,435	30,214,925	299,229	30,356,686	308,070	27,116,951	346,864	19,447,931	218,621
Fruits and vegetables, dried, salted or preserved ... Cwt.	926,044	713,442	1,010,803	849,302	997,282	834,252	1,037,778	854,438	1,044,406	914,806
Jellies and jams ... Lbs.	1,648,141	51,119	1,693,521	56,176	1,783,297	58,625	1,790,954	57,000	1,851,109	59,017
Milk, condensed and preserved ... "	6,196,492	176,835	7,173,139	205,837	8,218,919	227,167	9,198,428	256,172	9,855,794	264,871
Other ...	...	293,992	...	293,273	...	261,628	...	280,638	...	319,293
Railway plant and rolling stock										
Carriages and trucks, and parts of ...	...	1,515,413	...	3,147,227	...	3,934,983	...	2,298,407	...	1,503,642
Locomotives, tenders and parts of ...	...	763,153	...	1,749,266	...	1,378,396	...	878,136	...	740,039
Materials for construction										
Rails and fish-plates of steel or iron Cwt.	1,591,386	877,118	1,359,133	871,586	2,184,385	1,128,909	2,050,216	954,669	1,480,212	739,895
Sleepers and keys of steel or iron ... "	296,363	131,275	652,881	345,020	490,657	229,154	441,025	186,422	638,193	284,201
Sleepers of wood ... "	444,931	127,923	240,453	98,932	443,608	145,692	1,466,537	453,216	1,059,718	374,327
Other materials ... "	1,005,292	740,509	905,632	988,794	700,424	602,767	882,769	669,746	831,096	603,226
Salt ... Tons	467,949	667,739	558,684	802,119	588,887	840,760	498,448	688,797	480,775	701,056
Seeds ... Cwt.	42,066	54,557	58,854	71,792	108,066	122,873	47,017	74,370	29,923	76,991
Shells and cowries ...	...	49,766	...	45,897	...	53,829	...	50,802	...	43,295
Ships, parts of ...	...	43,924	...	298,705	...	376,800	...	394,147	...	99,536
Silks										
Unmanufactured ... Lbs.	1,422,467	568,027	2,050,839	981,514	2,168,458	1,018,899	2,330,185	976,968	2,121,799	852,280
Manufactured ...	...	1,825,047	...	2,131,866	...	2,281,373	...	2,266,928	...	2,764,623
Soap ... Cwt.	183,998	322,816	217,409	417,215	222,804	407,596	255,111	463,733	275,243	537,347
Spices ... Lbs.	128,156,418	1,439,290	128,868,018	1,564,696	130,353,527	1,373,998	137,116,069	1,287,567	156,845,355	1,541,651
Stationery ...	...	404,035	...	413,807	...	437,903	...	482,709	...	526,351
Sugar										
Sugar ... Cwt.	9,730,682	8,182,828	10,044,901	8,791,929	10,663,283	10,409,706	11,136,084	10,978,274	12,539,145	12,442,313
Molasses ... "	1,322,038	383,312	1,086,711	258,796	1,372,401	330,594	1,415,025	338,779	2,483,722	501,036
Confectionery ... "	51,315	171,972	48,153	176,326	42,849	166,309	58,358	204,996	59,171	222,617
Tallow ... "	36,837	91,483	40,298	119,481	45,345	127,184	41,303	107,280	42,569	119,900
Tea ... Lbs.	2,683,875	161,488	3,910,714	227,346	1,447,506	215,630	3,679,587	175,799	4,625,327	207,507
Tea chests ...	...	235,711	...	269,437	...	374,385	...	378,556	...	378,267
Toy and games ...	...	286,170	...	350,451	...	313,210	...	346,561	...	387,128
Umbrellas ... No.	1,845,280	188,594	2,011,241	199,677	4,735,678	178,760	1,149,249	112,578	1,250,162	124,348

Wood—											
Unmanufactured—											
Timber—											
Teak			607,156			584,047			477,949		409,711		482,273
Other			185,618			218,468			245,491		250,252		308,377
Other, unmanufactured			16,462			17,541			13,936		11,633		13,807
Manufactured			51,999			71,507			64,530		86,354		36,973
Wool—													
Raw	Lbs.	2,451,237	86,451	2,968,447	114,522	2,557,912	79,473	2,587,395	108,313	3,140,235	161,097
Manufactured—													
Carpets and rugs	"	1,016,055	105,668	1,025,599	122,690	1,455,459	166,381	1,255,463	146,198	1,120,481	131,243
Hosiery	"	287,544	80,561	387,778	100,108	331,569	96,996	371,095	100,939	375,437	100,644
Piece goods	Yds.	15,322,617	1,395,262	19,680,790	1,927,807	19,788,721	1,870,796	15,849,751	1,397,035	24,319,524	2,163,915
Shawls	No.	790,118	158,942	1,203,372	341,494	2,030,081	528,795	849,555	204,729	1,190,357	299,939
Yarn and knitting wool	Lbs.	979,024	208,315	781,854	172,943	757,730	155,548	627,175	127,365	911,629	206,594
Other			103,418		102,608		92,416		104,845		137,352
Total value of principal and other articles (mdse)			108,307,581		129,895,094		121,265,727		117,057,545		129,354,017
Coin and bullion			27,200,986		32,820,429		22,631,853		37,426,076		39,703,256
Total imports			135,508,567		162,715,523		143,897,580		154,483,621		169,057,273

BRITISH INDIA.

TOTAL Quantities and Values of the Principal Articles of Domestic Produce Exported, exclusive of Government Stores and Treasure, during the Years ended March 31, 1907 to 1911, inclusive.

NOTE:—Rx. = 10 Rupees. Rupee = 32·4 cents.

ARTICLES.		1906-7.		1907-8.		1908-9.		1909-10.		1910-11.	
		Quantity.	Value.	Quantity.	Value.	Quantity.	Value.	Quantity.	Value.	Quantity.	Value.
			Rx.		Rx.		Rx.		Rx.		Rx.
Animals, living	No.	316,996	226,318	383,223	215,861	356,414	158,619	417,537	194,868	466,462	232,106
Apparel		.....	195,752	.....	202,438	.....	167,114	.....	164,690	.....	191,287
Books and printed matter	Cwt.	4,831	41,688	6,781	50,011	5,999	47,867	6,062	46,979	5,923	48,227
Bristles and fibre for brooms and brushes	"	88,158	176,893	62,207	154,454	90,389	205,212	97,925	231,853	99,928	210,655
Candles	Lbs.	5,094,638	142,091	5,481,831	154,798	4,897,575	136,484	4,732,643	132,036	5,414,675	153,584
Chemicals, drugs, dyes, &c.—											
Chemicals		.....	434,613	.....	436,649	.....	466,965	.....	412,874	.....	392,580
Drugs and medicines		.....	115,776	.....	142,673	.....	154,231	.....	152,010	.....	234,715
Dyeing and tanning materials—											
Cutch	Cwt.	97,269	159,256	91,690	144,758	62,812	92,524	40,712	67,409	90,988	166,978
Indigo	"	35,102	700,477	32,490	637,273	21,946	490,479	18,061	351,815	16,939	335,294
Myrabolams	"	1,162,219	439,759	1,493,294	589,525	1,466,840	572,030	1,467,104	600,041	1,658,895	697,645
Tumeric	"	62,246	70,897	82,844	99,108	91,416	95,967	79,934	80,053	71,847	86,028
Other dyeing and tanning materials		.....	19,086	.....	22,207	.....	19,309	.....	26,456	.....	27,473
Narcotics—											
Opium	Cwt.	94,449	9,307,922	89,976	8,672,478	93,728	9,349,243	79,659	9,313,657	63,030	12,763,975
Tobacco—Unmanufactured	Lbs.	20,914,840	204,962	19,721,304	180,756	10,462,382	117,873	10,635,636	133,252	17,615,446	201,263
Manufactured	"	1,375,326	104,636	1,434,335	112,423	1,164,641	114,295	1,589,137	122,577	1,689,838	117,370
Coal and coke	Tons	935,350	748,024	727,881	589,570	571,582	505,114	758,828	671,384	889,601	770,083
Coffee	Cwt.	228,094	996,478	214,234	1,114,520	302,022	1,389,979	232,615	1,096,404	272,249	1,331,614
Coir—Unmanufactured	"	11,317	10,663	11,473	11,412	9,822	10,245	13,162	14,187	12,386	12,812
Manufactured (excluding rope)	"	559,329	560,027	505,952	536,365	575,062	627,521	677,309	728,604	611,826	695,434
Cordage and rope (excluding jute)	"	50,143	70,378	39,917	67,429	37,024	58,784	49,158	74,584	45,169	69,616
Cotton—											
Raw	"	7,400,839	21,978,461	8,562,024	25,702,520	6,798,411	19,768,497	8,915,915	31,277,193	8,686,400	36,055,577
Twist and yarn	Lbs.	243,516,827	10,396,532	215,575,798	8,973,037	235,469,089	9,680,530	227,361,488	9,709,089	183,425,046	8,624,051
Manufactures—											
Handkerchiefs and shawls in the piece	No.	1,179,586	61,796	2,115,582	102,876	2,124,161	106,705	1,886,320	97,415	2,124,495	117,219

Piece goods—											
Coloured, printed or dyed	Yds.	34,231,235	1,026,422	34,320,079	1,019,787	34,177,736	1,055,024	40,842,943	1,255,325	42,966,302	1,335,918
Grey (unbleached)	"	42,218,822	612,784	39,433,666	597,385	43,572,079	636,138	52,976,078	769,825	56,379,644	847,483
White (bleached)	"	248,880	14,451	374,210	20,303	239,149	12,477	318,537	16,406	444,369	20,482
Other manufactures		.....	56,252	.....	53,211	.....	46,294	.....	67,533	.....	66,829
Fodder, hay, bran, straw, oilcake, &c.		.....	939,964	.....	1,477,160	.....	1,317,558	.....	1,294,903	.....	1,223,632
Fruits and vegetables, fresh		.....	345,723	.....	382,599	.....	695,774	.....	937,023	.....	1,016,273
Grain and pulse—											
Barley	Cwt.	406,067	125,175	1,637,745	607,803	188,457	81,549	448,885	183,886	266,914	103,475
Pulse	"	1,097,945	504,232	1,190,431	604,511	735,531	411,970	1,528,997	714,191	2,485,654	1,011,780
Rice in the husk	"	655,132	199,889	553,168	186,257	577,699	187,235	809,910	238,852	693,894	211,635
" not in the husk	"	38,053,973	18,325,173	37,700,155	20,150,695	29,673,771	15,700,232	38,394,371	18,003,143	47,302,857	23,020,028
Wheat	"	16,028,914	7,254,465	17,609,183	8,585,035	2,195,145	1,340,078	21,011,481	12,709,088	25,323,017	12,958,229
Wheat flour	"	818,462	585,712	744,380	560,525	602,087	521,135	701,082	593,816	805,037	631,468
Other sorts	"	1,709 674	660,676	2,085,635	814,552	717,541	326,427	2,962,569	1,134,061	1,762,697	651,822
Gums and resins	"	39,170	74,483	41,388	73,676	33,699	56,585	36,192	59,166	47,199	89,091
Hardware and cutlery, including plated ware		.....	43,919	.....	39,203	.....	36,829	.....	35,791	.....	42,993
Hemp, unmanufactured	Cwt.	598,502	687,340	658,607	806,354	472,641	596,838	480,695	595,693	500,187	614,728
Hides and skins—											
Raw	No.	39,783,781	10,893,996	25,479,941	7,051,802	33,461,216	8,338,654	38,328,505	9,651,220	33,398,389	8,994,196
Dressed and tanned	"	21,375,080	4,451,254	20,321,243	3,899,732	20,340,179	4,128,550	18,759,982	3 968,604	19,776,623	4,090,604
Horn and horn meal	Cwt.	78,771	169,153	74,073	164,977	77,257	156,406	88,876	193,840	84,874	234,504
Jewellery of all kinds		.....	153,564	.....	32,676	.....	27,185	.....	39,358	.....	17,972
Jute—											
Raw	Cwt.	15,970,478	26,838,681	14,191,597	17,972,801	17,879,903	19,834,555	14,608,363	15,008,310	12,732,460	15,489,974
Twist and yarn	Lbs.	1,655,052	32,756	1,550,214	29,104	921,653	12,930	271,079	3,319	265,432	3,229
Manufactures—											
Gunny bags	No.	257,683,115	7,347,226	293,029,510	8,475,143	300,906,317	7,765,475	364,368,835	8,607,456	360,880,236	8,564,042
Gunny cloth	Yds.	696,067,945	8,258,727	789,855,788	9,692,874	769,798,610	7,890,154	910,101,340	8,430,821	955,300,737	8,357,613
Rope and twine	Cwt	45,268	74,618	61,535	97,129	50,241	65,479	42,476	52,502	53,756	68,932
Other manufactures		.....	2,904	.....	3,395	.....	962	.....	2,350	.....	654
Lac—Unmanufactured	Cwt.	15,188	128,624	22,740	205,970	8,630	58,861	7,470	23,832	6,622	35,012
Manufactured	"	254,088	3,371,150	340,008	3,877,089	372,186	2,735,835	547,326	2,747,840	415,007	2,107,846
Machinery and millwork		.....	3,360	.....	2,321	.....	2,198	.....	1,035	.....	2,803
Manures	Tons	164,075	1,015,489	149,857	925,204	141,800	900,636	138,538	904,982	169,659	1,029,196
Metals—Manganese ore	Cwt.	9,859,855	1,064,518	10,968,393	971,405	8,760,261	759,702	10,006,882	791,036	11,459,581	918,980
Other metals		.....	209,790	.....	197,910	.....	92,001	.....	271,629	.....	483,392
Mica	Cwt.	51,126	382,499	38,922	342,242	26,392	190,251	33,963	232,468	42,593	283,475
Oils—Castor	Galls.	1,445,636	222,202	1,508,545	223,685	1,099,967	148,440	1,003,047	120,806	1,203,007	169,046
Cocoanut	"	959,772	141,779	1,167,332	171,687	2,845,404	403,169	2,526,328	376,317	1,934,608	318,963
Paraffine wax	Cwt.	60,209	124,260	87,564	197,032	92,846	219,940	173,211	400,230	241,505	552,012
Other sorts	Galls.	1,547,563	210,355	6,480,860	265,770	2,424,014	172,881	5,687,265	311,290	3,793,320	530,797
Provisions—											
Fish	Lbs.	16,572,163	156,291	19,136,344	183,263	20,219,718	187,426	22,528,173	213,071	28,619,669	273,614
Fruits and vegetables, dried, salted and preserved	Cwt.	148,023	90,060	175,115	124,247	179,355	114,698	176,869	149,282	120,734	123,942
Ghi	Lbs.	4,884,252	236,544	4,936,987	267,372	4,817,000	242,424	4,940,916	248,315	5,284,127	279,421
Other sorts		.....	168,217	.....	179,677	.....	216,517	.....	276,124	.....	346,369
Railway plant and rolling stock		.....	9,571	.....	8,108	.....	10,102	.....	7,614	.....	7,295

BRITISH INDIA.

TOTAL Quantities and Values of the Principal Articles of Domestic Produce Exported, &c.—*Concluded.*

ARTICLES.	1906 7.		1907 8.		1908 9.		1909 10.		1910 11.	
	Quantity.	Value.	Quantity.	Value.	Quantity.	Value.	Quantity.	Value.	Quantity.	Value.
		Rs.		Rs.		Rs.		Rs.		Rs.
Seeds:—Essential ..... Cwt.	195,817	192,026	164,241	163,809	147,371	149,846	174,008	179,543	307,256	325,268
Other than essential:										
Castor ..... "	1,505,059	1,141,693	1,993,717	1,517,803	1,650,466	1,058,203	1,900,769	1,260,652	2,448,033	1,649,963
Cotton ..... "	1,387,523	1,299,058	1,249,832	1,316,058	3,683,372	1,312,730	5,649,817	2,031,797	5,980,226	2,295,259
Groundnuts ..... "	1,725,250	1,255,476	1,524,055	1,178,869	1,781,849	1,350,553	3,243,168	2,470,022	3,690,136	3,054,590
Linseed ..... "	1,378,826	3,259,858	6,197,882	1,786,725	3,209,547	2,555,281	4,677,197	3,925,302	7,411,036	8,390,238
Rape ..... "	3,728,806	2,467,062	5,343,420	4,325,589	2,765,776	2,369,303	6,629,313	4,683,242	6,593,047	4,656,134
Sesamum ..... "	2,740,815	2,537,992	1,553,378	1,691,727	1,657,292	1,626,108	2,983,630	2,659,151	3,246,530	3,203,309
Other sorts ..... "	1,073,594	868,566	2,158,294	1,834,584	1,347,022	1,256,113	1,888,786	1,516,497	1,606,984	1,548,382
Silk: Raw ..... Lbs.	1,943,438	686,502	1,943,126	637,815	1,833,644	510,508	2,075,612	507,574	1,850,551	505,529
Manufactured	.....	68,607	.....	83,093	.....	73,272	.....	81,731	.....	76,900
Spices:—Chillies ..... Lbs.	11,007,929	143,764	11,704,903	136,753	11,180,357	170,599	11,319,920	194,177	11,129,001	195,021
Ginger ..... "	5,415,531	96,721	5,529,254	111,055	7,240,655	145,098	7,340,992	161,196	7,850,141	210,367
Pepper ..... "	9,499,089	330,124	7,813,546	213,848	8,943,993	224,989	11,985,015	295,041	12,797,524	343,028
Other ..... "	591,254	31,430	663,118	35,319	838,939	41,648	867,616	58,062	966,166	61,010
Sugar ..... Cwt.	187,789	107,010	219,407	125,099	195,263	125,822	144,842	105,538	201,827	156,366
Tea: Black ..... Lbs.	232,293,493	9,804,253	226,071,530	10,260,611	233,207,352	10,364,118	219,099,808	11,693,153	253,218,162	12,360,035
Green ..... "	1,360,141	53,511	950,127	39,738	754,186	29,594	313,126	13,951	1,082,927	56,332
Wood:—Unmanufactured	.....	765,762	.....	778,077	.....	540,375	.....	673,672	.....	1,051,129
Manufactured	.....	65,986	.....	48,786	.....	35,791	.....	24,781	.....	28,999
Wool: Raw ..... Lbs.	45,909,898	2,426,535	39,780,690	2,103,858	43,365,760	2,083,723	59,826,526	2,857,738	58,305,651	2,836,285
Manufactured	.....	229,284	.....	271,931	.....	250,479	.....	240,613	.....	270,813
Total value of principal and other articles of:—										
Indian Produce Exported	.....	173,082,013	.....	173,478,226	.....	149,823,949	.....	181,337,219	.....	205,827,142
Foreign " "	.....	3,484,039	.....	3,767,335	.....	3,170,729	.....	3,388,635	.....	4,261,050
Total exports (mdse.)	.....	176,566,052	.....	177,245,561	.....	152,994,678	.....	187,725,854	.....	210,088,192
Coin and bullion	.....	5,713,008	.....	5,446,228	.....	5,956,674	.....	6,393,330	.....	7,119,527
Total exports	.....	182,279,060	.....	182,691,789	.....	158,951,352	.....	194,119,184	.....	217,207,719

BRITISH SOUTH AFRICA.

VALUE of the Total Imports and Exports from and to each Principal Country during the Years ended December 31, 1906 to 1910, inclusive.

Imports.					Countries.	Exports.				
1906.	1907.	1908.	1909.	1910.		1906.	1907.	1908.	1909.	1910.
$	$	$	$	$	*British Empire.*	$	$	$	$	$
82,433,172	71,892,517	66,875,685	76,958,216	100,878,082	United Kingdom	195,517,207	219,564,567	205,914,180	226,634,642	243,364,689
					British Australasia—					
9,542,511	9,400,453	7,976,408	7,633,586	7,872,718	Australia	57,869	71,978	632,779	391,046	184,081
520,586	346,871	542,171	605,273	274,509	New Zealand	453	2,506	11,889	24,032	28,723
3,367,231	3,875,721	3,672,717	3,869,759	3,904,983	British India	399	83,682	391,188	369,808	82,903
42,851	38,515	38,568	43,927	50,818	British West Indies	...	...	...	...	...
1,991,937	1,927,594	2,058,289	2,332,043	3,152,383	Canada	29	3,733	6,974	33,906	28,767
496,194	586,000	700,805	653,384	795,252	Ceylon	1,854	462	72,718	172,319	14,488
43,274	39,503	34,402	57,475	41,869	Hong Kong	5	...	58	131	...
2,338,515	1,847,061	1,399,853	913,070	1,375,666	Mauritius	14,931	74,397	189,153	129,424	104,142
51,226	72,766	50,272	43,795	42,442	Straits Settlements	10	32,543	77,935	99,859	15,895
133,735	93,081	163,540	179,219	204,422	Other British Possessions	7,144	18,524	33,536	39,236	32,092
100,961,232	90,120,082	83,512,710	93,289,747	118,593,084	Totals, British Empire	195,629,901	219,852,392	207,330,410	227,891,403	243,855,780
					Foreign Countries.					
4,471,725	2,240,195	1,207,225	284,515	384,133	Argentine Republic	1,913	12,254	45,372	...	180
893,749	619,692	586,404	477,502	599,369	Austria-Hungary	15,267	3,465	7,596	5,159	2,944
1,801,022	1,405,026	1,396,188	2,102,190	3,207,931	Belgium	1,498,806	2,001,509	1,620,580	2,550,342	3,263,928
1,860,498	1,457,381	1,644,062	2,024,888	2,328,398	Brazil	...	...	...	905	...
597,621	939,880	935,495	882,186	926,993	Chile	...	...	...	...	...
312,391	244,263	155,309	154,945	149,480	China	243	287	49	...	...
147,956	122,270	110,240	125,331	131,254	Cuba	...	...	...	...	...
161,958	154,677	96,281	125,001	161,822	Denmark	39	49	49	...	...
212,045	257,315	258,590	239,693	172,387	Dutch East Indies	35	...	16,693	307	608
116,089	59,320	30,344	34,875	28,017	Egypt	...	370	102	34	...
2,533,975	2,183,094	1,927,969	2,265,224	2,740,050	France	309,194	335,868	143,153	346,623	971,246
11,097,163	9,624,281	10,386,731	11,922,267	17,612,608	Germany	4,993,399	5,560,259	5,648,832	8,435,428	8,828,294
38,889	8,186	127,862	147,041	23,506	German South-West Africa	1,600,807	323,648	399,310	590,098	577,323
62,162	83,259	76,076	82,631	102,580	Greece	...	...	...	...	...
1,681,574	1,740,432	1,791,858	2,035,055	2,619,371	Holland	11,339	68,518	276,101	331,264	224,153

BRITISH SOUTH AFRICA.

VALUE of the Total Imports and Exports from and to each Principal Country, &c.—*Concluded.*

Imports.					Countries.	Exports.				
1906.	1907.	1908.	1909.	1910.		1906.	1907.	1908.	1909.	1910.
$	$	$	$	$	*Foreign Countries*—Concluded.	$	$	$	$	$
583,572	666,787	699,929	582,520	683,640	Italy	73,196	65,987	57,135	122,378	62,809
231,619	189,401	189,323	278,339	397,349	Japan	.....	.....	68	.....	.....
595,081	528,418	516,475	601,291	1,009,858	Norway	.....	.....	.....	195	.....
43,123	36,607	22,863	14,347	13,373	Persia	.....	.....	.....	.....	.....
28,314	25,740	18,615	13,145	21,472	Philippine Islands	.....	.....	.....	.....	.....
160,959	168,012	167,535	142,058	170,021	Portugal	.....	803	560	341	83
304,722	354,367	270,008	329,907	570,055	Portuguese Possessions	244,229	283,001	468,275	412,907	357,641
168,557	141,148	146,930	75,570	200,823	Russia	27,044	20,070	35,327	31,079	56,940
94,758	240,953	116,396	193,951	124,114	Siam	.....	.....	.....	.....	.....
191,367	186,739	171,238	171,681	194,501	Spain	.....	.....	.....	219	.....
14,756	7,047	7,977	4,336	8,371	Spanish Possessions	.....	19,262	14,975	26,650	12,249
2,072,055	1,525,987	1,761,976	1,996,044	3,296,329	Sweden	24	511	88	.....	.....
423,906	471,444	432,777	538,647	725,153	Switzerland	24	.....	34	.....	.....
175,774	150,093	154,745	209,807	261,885	Turkey	755	.....	.....	.....	.....
13,104,138	9,878,068	9,775,198	10,612,793	13,336,288	United States	84,203	432,427	1,013,805	1,986,106	2,225,842
41,970	42,310	57,898	44,009	53,708	Uruguay	.....	.....	.....	.....	.....
132,347	161,282	179,666	293,215	250,895	Other Foreign Countries	3,271	17,819	45,676	53,191	309,907
44,355,835	35,913,674	35,420,183	39,005,004	52,506,034	....Totals, Foreign Countries	8,864,088	9,146,107	9,793,780	14,893,226	16,894,147
100,961,232	90,120,082	83,512,710	93,289,747	118,593,084	....Totals, British Empire	195,629,901	219,852,392	207,330,410	227,894,403	243,855,780
145,317,067	126,033,756	118,932,893	132,291,751	171,099,118	...Totals	204,493,989	228,998,499	217,124,190	242,787,629	260,749,927
8,539,248	7,605,451	4,013,418	5,605,709	13,417,818	Imports for Colonial Governments	.....	.....	.....	.....	.....
.....	.....	.....	.....	.....	Shipped as stores	1,830,689	2,633,494	2,895,555	3,136,849	4,528,521
153,856,315	133,639,207	122,946,311	137,900,460	184,516,936	....Totals	206,324,678	231,631,993	220,019,745	245,924,478	265,278,448
.....	.....	.....	.....	.....	Goods not South African produce	3,187,501	3,097,015	2,169,861	2,708,062	3,932,306
153,856,315	133,639,207	122,946,311	137,900,460	184,516,936	....Totals (mdse)	209,512,179	234,729,008	222,189,606	248,632,540	269,210,754
3,462,473	3,924,548	4,574,248	7,330,879	10,663,320	Specie	4,201,014	772,705	1,077,666	304,580	544,885
157,318,788	137,563,755	127,520,559	145,231,339	195,180,256	...Grand totals	213,713,193	235,501,713	223,266,672	248,937,120	269,755,639

BRITISH SOUTH AFRICA.

TOTAL Quantities and Values of the Principal Articles of Merchandise Imported during the Years ended December 31, 1906 to 1910, inclusive.

ARTICLES.	1906.		1907.		1908.		1909.		1910.	
	Quantity.	Value.	Quantity.	Value.	Quantity.	Value.	Quantity.	Value.	Quantity	Value.
		$		$		$		$		$
Aerated waters	.....	131,054	.....	71,145	.....	74,640	.....	71,209	.....	78,090
Ale, beer and stout ..... Galls.	723,727	527,814	381,984	296,112	243,784	201,791	211,788	188,057	262,579	227,112
Animals, living	.....	1,025,971	.....	548,692	.....	355,140	.....	388,793	.....	698,279
Apparel and slops	.....	8,119,342	.....	7,708,153	.....	7,796,561	.....	8,897,231	.....	11,921,265
Arms and ammunition	.....	1,181,461	.....	1,010,055	.....	1,015,337	.....	1,024,175	.....	1,231,057
Bags	.....	1,185,413	.....	1,418,632	.....	1,242,484	.....	1,570,479	.....	1,668,990
Biscuits ..... Lbs.	3,479,943	422,962	2,707,383	315,973	2,296,145	257,675	1,679,213	232,675	2,090,286	284,694
Blasting compounds and powder .. "	6,143,799	1,078,638	6,017,431	1,061,580	6,181,682	1,074,356	3,890,950	676,540	3,839,328	693,752
Brass and copper	.....	159,996	.....	140,325	.....	140,541	.....	141,196	.....	227,750
Brushware	.....	257,388	.....	240,520	.....	213,622	.....	216,852	.....	303,539
Butter and substitutes ..... Lbs.	13,765,942	2,935,354	9,524,146	2,001,397	9,389,168	2,128,252	6,124,602	1,289,657	5,274,097	1,125,140
Cakes ..... "	486,349	84,699	323,934	56,137	273,109	48,647	236,029	43,113	256,168	48,311
Candles ..... "	19,757,217	1,320,570	11,152,693	820,000	8,923,706	645,344	7,970,375	548,985	5,565,385	345,066
Canvas and duck	.....	222,966	.....	205,417	.....	146,711	.....	180,033	.....	242,330
Cement ..... Lbs.	249,240,509	709,550	189,920,142	561,779	123,289,153	398,234	108,517,509	346,287	196,574,729	602,961
Cheese ..... "	5,752,252	753,190	4,761,140	611,945	4,459,453	580,155	4,329,228	566,304	4,726,520	662,820
Clocks and watches	.....	159,331	.....	193,256	.....	182,592	.....	239,504	.....	332,345
Coal, coke and patent fuel ..... Tons	213,819	574,948	163,006	563,735	.....	406,498	.....	382,929	.....	327,439
Cocoa and chololate ..... Lbs.	374,878	201,528	418,748	224,889	321,963	160,848	455,870	202,993	636,542	272,825
Coffee, including chicory ..... "	28,573,026	2,450,663	25,466,800	1,958,200	26,837,901	1,982,904	29,675,576	2,317,477	28,395,085	2,606,124
Condiments	.....	78,631	.....	66,789	.....	66,712	.....	69,447	.....	84,947
Confectionery ..... Lbs.	7,236,191	1,044,460	6,128,556	974,058	.....	869,600	.....	987,900	.....	1,239,817
Cordage and rope	.....	1,209,831	.....	158,303	.....	152,565	.....	172,761	.....	193,664
Corn, grain and meal :—										
Pease and beans ..... Lbs.	4,647,796	126,382	5,248,135	141,557	6,506,003	144,589	3,991,040	103,752	5,566,737	127,361
Wheat ..... "	319,535,248	4,541,510	288,297,636	4,067,229	229,202,317	1,194,395	206,694,995	3,681,225	211,024,310	3,633,706
Wheat flour ..... "	163,372,776	3,364,833	149,850,092	3,016,214	138,784,398	3,332,027	135,101,153	3,316,998	148,382,836	3,520,571
Other, N.E.S ..... "	72,811,030	1,230,040	29,911,809	670,792	26,110,134	623,469	26,697,299	603,340	23,865,940	608,279
Cotton manufactures	.....	7,655,101	.....	7,158,930	.....	7,622,928	.....	9,158,891	.....	11,427,200
Disinfectants and germicides	.....	117,798	.....	129,278	.....	104,989	.....	128,528	.....	145,829

BRITISH SOUTH AFRICA.

TOTAL Quantities and Values of the Principal Articles of Merchandise Imported, &c.—*Continued.*

ARTICLES.		1906.		1907.		1908.		1909.		1910.	
		Quantity.	Value.	Quantity.	Value.	Quantity	Value.	Quantity.	Value.	Quantity.	Value.
			$		$		$		$		$
Drugs, chemicals and apothecary ware			3,385,419		3,211,046		3,270,332		3,619,860		4,017,137
Dye stuffs and substances used in tanning			30,631		15,122		17,622		17,934		22,712
Earthenware and chinaware			728,369		508,328		486,107		537,878		734,550
Eggs			383,386		317,845		247,148		247,382		243,518
Electric materials			876,774		732,728		1,014,953		1,821,768		3,023,300
Extracts and essences			192,930		135,941		130,115		142,637		176,368
Farinaceous preparations:											
Oatmeal	Lbs.	7,206,211	292,365	8,099,482	338,024	6,117,149	270,231	6,614,825	283,683	5,819,265	244,501
Other, N.E.S.			324,534		319,914		224,528		219,287		244,029
Fish: Preserved	Lbs.	7,522,382	926,092	5,230,463	660,197	4,882,644	666,901	5,412,246	719,400	6,622,535	856,711
Other N.E.S.	"	2,996,461	210,405	2,898,605	192,759	2,549,019	167,141	2,427,873	164,104	3,111,729	212,907
Fodder and forage			200,054		98,355		27,049		20,338		29,511
Fruits			782,530		683,012		516,675		485,611		632,797
Furniture			2,724,078		1,795,766		1,471,855		1,784,816		2,771,586
Glass			699,184		603,189		562,509		625,692		892,566
Glycerine for manufacturing purposes			1,073,382		774,063		907,896		1,414,010		1,968,065
Haberdashery			7,505,028		6,655,200		6,999,746		7,779,732		9,312,697
Hardware and cutlery			6,559,892		5,398,720		4,812,910		5,418,610		8,123,615
Hats and caps			1,181,033		932,035		865,386		911,609		1,195,278
Hops			125,764		118,542		86,505		68,459		135,931
Hosiery			2,232,948		1,818,415		1,953,728		2,103,003		2,770,496
Implements—Agricultural			963,805		1,091,482		961,430		1,683,176		2,117,200
India rubber			118,698		247,406		249,144		336,642		149,918
Instruments: Musical			641,618		457,564		393,597		477,726		691,816
Other, N.E.S.			114,138		132,056		128,777		107,145		146,321
Iron and steel			5,307,138		4,235,143		3,921,691		4,992,947		7,375,404
Jewellery			202,974		411,851		492,093		597,673		733,032
Lamps and lampware			291,820		160,332		151,850		164,192		223,779
Lard	Lbs.	2,381,460	222,027	2,159,551	228,851	2,019,425	207,525	2,080,762	231,196	1,402,652	187,162
Lead			163,033		144,491		152,020		135,089		128,300
Leather: Unmanufactured			740,906		288,930		593,836		681,051		961,180
Manufactured			5,882,720		4,932,887		4,935,954		5,037,380		6,652,938

Linen manufactures			214,678		164,220		161,393		178,743		204,614
Machinery:—Agricultural			258,493		457,802		362,956		581,508		749,666
Other, N.E.S.			9,574,948		8,719,665		8,864,369		10,605,361		17,847,546
Manures	Lbs.	38,159,487	250,886	38,468,481	292,793	45,457,643	317,433	48,038,508	333,688	67,229,386	447,319
Matches	Gross	100,856	39,556	35,645	13,889	32,101	12,254	48,994	17,685	66,750	23,355
Mats and matting			55,879		50,180		56,672		68,663		88,651
Meats: Bacon and hams	Lbs.	5,951,527	988,877	6,325,489	1,109,395	5,691,851	902,387	5,584,436	983,432	5,651,613	1,165,425
Poultry and game	"	2,574,534	278,700	1,232,955	164,065	782,212	80,022	586,148	57,066	570,132	59,345
Preserved	"	6,325,167	857,983	2,831,514	412,508	2,477,435	382,549	2,768,246	445,889	3,060,966	508,420
Other, N.E.S.	"	79,924,726	3,884,744	50,641,595	2,734,969	18,404,091	887,568	6,150,422	298,283	5,766,690	271,954
Milk	"	27,341,774	2,292,687	23,874,635	2,087,571	19,422,851	1,631,190	19,197,310	1,615,296	21,149,849	1,762,734
Nitrate for manufacturing purposes	"	34,198,970	708,299	41,992,883	938,220	41,695,759	934,381	55,723,778	1,088,810	65,645,858	1,227,622
Oilmen's stores			651,116		569,921		546,166		676,505		803,818
Oils			2,411,321		1,910,955		2,366,315		2,440,687		3,011,415
Paints			715,064		604,051		559,745		650,022		850,056
Paper: Printing			564,056		549,461		553,627		558,859		764,713
Other, N.E.S.			495,110		440,399		489,961		532,204		670,067
Perfumery and perfumed spirits			234,802		218,893		206,970		243,693		331,615
Pickles and sauces	Lbs.	1,568,462	193,854	1,128,820	163,136	892,139	132,524	1,035,593	157,139	1,367,176	205,407
Plate, silver, and plated ware			476,330		496,483		425,741		496,259		692,086
Printers' and bookbinders' materials			120,168		126,840		131,892		134,155		203,056
Railway materials			901,754		1,076,078		496,945		1,850,788		1,732,329
Rice	Lbs.	82,611,001	1,617,130	84,058,164	1,896,219	73,931,918	1,744,700	79,710,786	1,674,620	74,231,359	1,415,966
Salt	"	24,669,234	81,356	28,040,416	95,041	26,110,700	88,836	21,806,251	84,504	25,106,032	88,840
Seeds			161,048		239,566		189,130		198,478		247,917
Sheep dip			422,168		456,595		356,712		370,174		397,422
Silk manufactures			265,345		236,691		236,072		283,815		345,207
Soap			1,239,613		1,088,649		1,094,805		986,143		1,096,455
Spices	Lbs.	664,216	88,169	838,415	94,433	851,335	82,427	925,496	90,856	1,114,800	121,336
Spirits, potable			1,904,448		1,635,292		1,431,555		1,589,088		1,829,964
Sporting goods			261,097		296,234		291,270		379,132		342,044
Stationery and books			3,133,350		2,910,899		2,664,996		2,806,860		3,350,286
Stone			220,197		119,117		84,333		64,240		101,557
Sugar and sugar products	Lbs.	123,284,335	3,377,953	115,542,411	3,078,171	110,406,104	2,899,672	77,408,896	2,407,676	72,776,758	2,450,405
Tar and kindred substances			93,975		68,299		89,260		85,551		83,891
Tea	Lbs.	4,822,149	1,075,645	4,613,177	1,054,826	4,612,885	1,061,522	4,364,868	980,117	5,139,350	1,172,541
Tin and tinware			340,783		361,938		304,643		258,687		406,965
Tobacco	Lbs.	2,624,190	1,198,315	1,515,502	779,825	1,521,348	742,244	1,472,998	802,459	1,132,989	818,505
Tramway materials			754,538		281,571		245,270		209,525		417,944
Vegetables			575,239		256,246		270,995		298,838		243,051
Vehicles:											
Bicycles, tricycles and parts thereof			840,113		594,283		573,965		854,908		1,115,469
Carriages, carts and parts thereof			318,431		150,156		141,834		138,671		220,585
Other, N.E.S.			688,896		708,144		545,140		1,000,431		1,702,004
Wax			311,875		981,081		884,449		1,005,171		1,069,522
Wines			402,663		279,201		237,382		308,065		414,104
Wood: Unmanufactured			2,485,217		2,045,611		1,994,487		2,429,937		4,682,609
Manufactured			1,112,793		723,834		693,305		757,584		1,051,448
Woollen manufactures			2,416,631		2,649,642		2,602,314		2,638,701		3,792,608

BRITISH SOUTH AFRICA.

TOTAL Quantities and Values of the Principal Articles of Merchandise Imported, &c.—*Concluded.*

ARTICLES.	1906.		1907.		1908.		1909.		1910.	
	Quantity.	Value.	Quantity.	Value.	Quantity.	Value.	Quantity.	Value.	Quantity.	Value.
		$		$		$		$		$
Works of art	.....	117,170	.....	101,767	.....	60,035	.....	79,750	.....	106,151
All other articles	.....	5,689,102	.....	5,384,321	.....	3,767,314	.....	4,888,674	.....	6,233,551
Total imports (mdse)	.....	145,317,067	.....	126,033,756	.....	118,932,893	.....	132,294,751	.....	171,099,118
Imports for Colonial Governments	.....	8,539,248	.....	7,605,451	.....	4,013,418	.....	5,605,709	.....	13,417,818
Specie	.....	3,462,473	.....	3,924,548	.....	4,574,248	.....	7,330,879	.....	10,663,320
Total imports	.....	157,318,788	.....	137,563,755	.....	127,520,559	.....	145,231,339	.....	195,180,256

BRITISH SOUTH AFRICA.

TOTAL Quantities and Values of the Principal Articles of Merchandise Exported during the Years ended December 31, 1906 to 1910, inclusive.

ARTICLES.	1906.		1907.		1908.		1909.		1910.	
	Quantity.	Value.	Quantity.	Value.	Quantity.	Value.	Quantity.	Value	Quantity.	Value.
		$		$		$		$		$
South African Produce—										
Aloes ... Lbs.	536,691	19,413	576,398	27,920	858,799	38,646	697,176	31,692	745,190	36,626
Animals	.....	1,220,132	.....	219,939	.....	137,790	.....	215,092	.....	207,666
Apparel and slops	.....	1,012	.....	3,304	.....	2,618	.....	2,463	.....	1,265
Argols ... Lbs.	111,922	9,451	163,316	13,865	117,327	8,487	142,891	10,692	82,422	6,473
Asbestos, raw ... "	1,420,998	48,837	1,160,538	38,490	3,209,884	108,176	4,142,777	135,016	3,866,974	136,719
Bark, wattle ... "	33,215,466	434,953	54,478,056	678,380	55,661,909	654,868	80,127,136	947,520	92,610,026	1,067,907
Buchu leaves ... "	290,106	37,809	291,334	44,778	243,472	35,449	260,126	47,041	273,325	118,883
Coal, coke and patent fuel ... Tons	555,744	1,986,408	776,526	2,876,745	1,033,610	3,731,254	1,226,735	3,971,010	1,465,298	4,799,609
Corn, grain and meal ... Lbs.	2,190,469	33,444	109,538,386	1,078,414	151,242,645	1,756,915	357,097,753	4,045,397	388,099,934	3,792,472
Diamonds ... Carats	3,930,875	45,053,317	4,469,039	43,669,320	4,445,616	23,343,721	4,943,058	31,002,132	5,587,105	41,273,592
Drugs, chemical and apothecary wares	.....	3,470	.....	2,020	.....	1,183	.....	3,163	.....	3,962
Eggs	.....	14,824	.....	12,964	.....	13,349	.....	11,466	.....	14,050
Feathers	.....	6,843,312	.....	8,829,311	.....	8,160,204	.....	10,177,582	.....	11,061,183
Fish ... Lbs.	187,668	23,048	1,048,147	76,796	2,929,894	153,982	2,198,330	160,873	1,864,558	142,987
Flowers and grasses, dried	.....	66,576	.....	127,988	.....	85,892	.....	86,714	.....	36,402
Fodder and forage ... Lbs.	2,362,911	29,901	3,077,107	36,670	18,207,975	158,094	8,310,374	92,360	21,276,042	220,733
Fruits	.....	91,342	.....	145,552	.....	187,206	.....	187,814	.....	173,662
Furniture	.....	13,987	.....	4,687	.....	4,570	.....	18,201	.....	19,996
Gold	.....	125,228,536	.....	144,184,383	.....	156,641,760	.....	162,345,143	.....	167,608,575
Hair, angora ... Lbs.	15,737,289	4,138,005	18,764,865	4,700,022	18,186,166	3,455,805	19,649,053	4,193,310	17,817,219	4,395,398
Hides and skins	.....	3,768,002	.....	4,615,036	.....	3,797,995	.....	5,570,776	.....	6,279,021
Horns	.....	33,244	.....	38,563	.....	43,294	.....	56,920	.....	50,691
Lead	.....	101,148	.....	188,349	.....	48,389	.....	28,183	.....	6,448
Leather and mfrs. of	.....	37,940	.....	12,545	.....	13,442	.....	32,295	.....	23,160
Meats, including bacon and hams ... Lbs.	21,081	2,574	48,744	5,791	65,062	5,962	29,589	3,100	18,136	2,760
Ores—										
Copper, including copper regulus	.....	2,510,168	.....	3,272,575	.....	2,309,949	.....	2,585,985	.....	2,369,969
Tin ... Cwt.	6,770	175,988	42,569	657,876	42,168	555,486	27,255	438,574	27,260	856,504
Other, N.E.S.	.....	712,309	.....	280,291	.....	270,124	.....	507,024	.....	572,140
Spirits, potable	.....	10,985	.....	24,625	.....	49,367	.....	38,525	.....	21,846
Stationery and books	.....	20,595	.....	23,190	.....	23,871	.....	19,272	.....	28,153
Sugar and sugar products	.....	2,778	.....	2,166	.....	24,183	.....	78,827	.....	232,583

BRITISH SOUTH AFRICA.

TOTAL Quantities and Values of the Principal Articles of Merchandise Exported, &c.—*Concluded.*

ARTICLES.	1906.		1907.		1908.		1909.		1910.	
	Quantity.	Value.	Quantity.	Value.	Quantity.	Value.	Quantity.	Value.	Quantity.	Value.
		$		$		$		$		$
South African Produce—*Con.*										
Tobacco	.....	11,694	.....	22,260	.....	22,225	.....	23,231	.....	67,554
Vegetables	.....	35,293	.....	52,282	.....	37,512	.....	33,891	.....	43,732
Vehicles	.....	235,352	.....	74,951	.....	37,687	.....	35,391	.....	25,559
Wines	.....	26,552	.....	23,973	.....	27,098	.....	45,683	.....	50,257
Wood Unmanufactured	.....	52,719	.....	14,989	.....	14,089	.....	18,615	.....	15,540
Manufactured	.....	3,343	.....	10,049	.....	1,348	.....	6,634	.....	11,578
Wool, raw ... Lbs.	88,790,189	13,193,703	97,771,71[illegible]	1[illegible],227,590	104,257,826	13,471,912	130,981,518	18,145,220	121,671,354	18,643,728
All other articles	.....	112,514	.....	313,344	.....	285,842	.....	571,648	.....	859,105
Total exports of South African Produce (mdse.)	.....	206,324,678	.....	23[illegible],[illegible]993	.....	220,019,744	.....	245,924,478	.....	265,278,448
Imported goods re-exported	.....	2,985,495	.....	2,[illegible]1,626	.....	1,922,668	.....	2,450,498	.....	3,642,258
Articles exported through the post office	.....	202,006	.....	275,[illegible]	.....	247,193	.....	257,561	.....	290,048
Specie	.....	4,201,014	.....	772,705	.....	1,077,066	.....	304,580	.....	544,885
Total exports	.....	213,713,193	.....	235,501,713	.....	223,266,671	.....	248,937,120	.....	269,755,639

BULGARIA.

VALUE of the Total Imports and Exports (Merchandise only) from and to each Principal Country during the Years ended December 31, 1906 to 1910, inclusive.

NOTE:—Lew = 19·3 cents.

Imports.					Countries.	Exports.				
1906.	1907.	1908.	1909.	1910.		1906.	1907.	1908.	1909.	1910.
Lew.	Lew.	Lew.	Lew.	Lew.		Lew.	Lew.	Lew.	Lew.	Lew.
19,600,000	21,424,000	23,202,000	27,010,000	22,682,000	....United Kingdom.....	14,985,000	20,706,000	9,680,000	8,279,000	15,315,000
27,802,000	34,688,000	35,541,000	38,867,000	17,572,000	....Austria-Hungary	8,200,000	8,023,000	6,346,000	11,778,000	7,828,000
3,078,000	4,253,000	4,279,000	7,902,000	8,507,000	....Belgium	20,142,000	26,970,000	22,039,000	19,341,000	20,944,000
5,373,000	6,593,000	7,023,000	11,165,000	15,348,000	....France.....	8,977,000	6,991,000	6,210,000	5,045,000	9,039,000
16,225,000	19,660,000	20,847,000	29,215,000	34,120,000	....Germany	15,410,000	17,022,000	11,626,000	13,524,000	14,218,000
224,000	389,000	455,000	811,000	421,000	....Greece	9,721,000	8,019,000	8,933,000	4,601,000	6,349,000
628,000	812,000	740,000	2,151,000	1,697,000	....Holland.....	98,000	114,000	1,837,000	783,000	1,176,000
5,513,000	5,506,000	4,712,000	5,489,000	6,843,000	....Italy.....	3,906,000	3,100,000	4,012,000	2,732,000	1,818,000
3,365,000	3,633,000	4,131,000	5,049,000	6,573,000	....Roumania.....	1,121,000	923,000	959,000	621,000	869,000
4,649,000	4,771,000	5,635,000	5,802,000	6,865,000	....Russia.....	306,000	249,000	247,000	210,000	364,000
1,408,000	2,056,000	2,037,000	2,749,000	2,270,000	....Servia.....	584,000	348,000	344,000	359,000	404,000
1,108,000	1,081,000	1,289,000	1,445,000	1,540,000	....Switzerland	631,000	620,000	517,000	396,000	204,000
18,052,000	17,548,000	19,153,000	21,084,000	21,024,000	....Turkey.....	21,699,000	27,283,000	33,482,000	36,652,000	44,283,000
465,000	908,000	574,000	591,000	854,000	....United States.....	1,372,000	1,264,000	826,000	1,430,000	1,117,000
954,000	1,339,000	533,000	1,100,000	1,041,000	....Other Countries.....	7,421,000	3,963,000	5,299,000	5,683,000	5,196,000
108,474,000	124,661,000	130,151,000	160,430,000	177,357,000	..... Totals.....	114,573,000	125,595,000	112,357,000	111,434,000	129,052,000

BULGARIA

TOTAL Quantities and Values of the Principal Articles Imported (Merchandise only) during the Years ended December 31, 1906 to 1910, inclusive.

NOTE:—Lew=19·3 cents. Kilog=2·204 lbs.

ARTICLES.	1906.		1907.		1908		1909.		1910.	
	Quantity.	Value.	Quantity.	Value.	Quantity.	Value.	Quantity.	Value.	Quantity.	Value.
		Lew.		Lew.		Lew.		Lew.		Lew.
Arms:—Firearms and parts thereof.....Kilogs.	29,000	444,000	17,000	304,000	11,000	250,000	131,000	1,423,000	.....	.....
Clothing.... ..... "	79,000	1,114,000	72,000	1,255,000	59,000	1,173,000	63,000	1,284,000	68,000	1,465,000
Coffee, raw and roasted ..... "	1,351,000	1,476,000	1,419,000	1,396,000	1,596,000	1,558,000	1,701,000	1,735,000	1,519,000	1,774,000
Coal and coke..... "	44,136,000	1,088,000	76,830,000	2,187,000	134,281,000	3,905,000	111,733,000	2,939,000	113,571,000	3,162,000
Cordage and twine..... "	650,000	722,000	498,000	640,000	416,000	550,000	452,000	548,000	377,000	482,000
Cotton yarn..... ..... "	4,226,000	9,892,000	3,658,000	8,932,000	3,814,000	9,336,000	5,399,000	12,139,000	4,425,000	10,985,000
" manufactures..... "	3,495,000	13,841,000	3,478,000	14,665,000	2,495,000	17,633,000	3,816,000	16,517,000	2,895,000	14,252,000
Iron in the rough, including hoop and plate iron "	11,962,000	2,367,000	12,855,000	2,943,000	13,658,000	2,762,000	17,475,000	3,181,000	19,304,000	3,562,000
Iron, manufactures of..... "	10,190,000	4,224,000	21,001,000	6,952,000	30,985,000	8,433,000	36,715,000	9,629,000	42,017,000	11,177,000
Leather for soles..... "	755,000	2,241,000	569,000	1,852,000	598,000	1,869,000	683,000	2,194,000	573,000	2,073,000
Oil:—Olive..... "	3,371,000	2,910,000	2,547,000	2,408,000	2,761,000	2,644,000	1,649,000	2,214,000	2,112,000	2,634,000
Petroleum and naptha, refined..... "	19,566,000	3,574,000	13,927,000	2,570,000	17,969,000	3,225,000	20,922,000	3,713,000	22,473,000	3,450,000
Paper of all sorts.... ... . "	4,091,000	1,889,000	5,667,000	2,591,000	5,731,000	2,668,000	4,465,000	2,258,000	5,792,000	3,327,000
Salt, rock and other .... "	34,155,000	945,000	10,651,000	1,128,000	30,689,000	900,000	43,677,000	1,262,000	33,544,000	1,067,000
Sugar, refined .... "	2,063,000	657,000	8,492,000	2,791,000	9,909,000	3,355,000	12,070,000	4,252,000	14,585,000	5,759,000
Wood, rough or sawn ..... "	50,910,000	3,099,000	47,219,000	3,167,000	60,464,000	4,109,000	57,184,000	3,900,000	84,955,000	5,178,000
Wool, manufactures of..... ..... "	393,000	3,202,000	356,000	4,029,000	421,000	4,585,000	457,000	5,065,000	525,000	5,886,000
Total value of principal and other articles imported	.....	108,474,000	.....	124,661,000	....	130,151,000	....	160,430,000	.....	177,357,000

BULGARIA.

TOTAL Quantities and Values of the Principal Articles Exported (Merchandise only) during the Years ended December 31, 1906 to 1910 inclusive.

NOTE:—Lew=19·3 cents. Kilog=2·204 lbs.

ARTICLES.	1906.		1907.		1908.		1909.		1910.	
	Quantity.	Value.	Quantity.	Value.	Quantity.	Value.	Quantity.	Value.	Quantity.	Value.
		Lew.		Lew.		Lew.		Lew.		Lew.
Animals—Cattle... ..... No.	7,763	705,000	11,650	1,139,000	9,028	861,000	9,836	900,000	10,098	995,000
Horses, mules and asses... . "	4,750	481,000	10,597	965,000	8,864	804,000	7,163	616,000	12,718	1,211,000
Sheep..... "	299,485	2,694,000	530,241	4,874,000	437,900	3,837,000	433,883	3,961,000	396,528	3,568,000
Colza .....Kilogs.	60,000	10,000	81,000	16,000	17,000	3,445	22,000	4,493	2,255,000	434,000
Flour of all kinds ... . "	23,468,000	4,612,000	26,126,000	5,289,000	25,585,000	5,339,000	31,360,000	6,816,000	51,745,000	11,607,000
Grain:—Barley..... "	59,143,000	5,735,000	28,919,000	3,162,000	37,681,000	4,665,000	29,241,000	3,707,000	60,047,000	5,816,000
Maize..... .... . "	143,733,000	14,072,000	259,733,000	26,838,000	111,546,000	13,861,000	126,924,000	17,016,000	122,476,000	13,491,000
Rye .... "	41,079,000	4,247,000	46,354,000	5,336,000	39,798,000	6,183,000	27,483,000	3,925,000	55,613,000	6,113,000
Wheat (including buckwheat)..... "	268,311,000	35,508,000	240,735,000	35,227,000	212,780,000	39,033,000	160,917,000	32,500,000	236,453,000	37,638,000
Hides and skins..... .... "	1,844,000	4,905,000	1,097,000	2,802,000	1,206,000	3,126,000	1,405,000	3,670,000	1,468,000	3,504,000
Wood, rough or sawn.... . "	11,600,000	616,000	8,828,000	516,000	8,704,000	516,000	10,505,000	780,000	6,798,000	610,000
Wool, manufactures of (such as *abas* and *schayak*).. ... "	482,000	2,331,000	462,000	2,393,000	348,000	1,675,000	602,000	3,426,000	775,000	4,203,000
Total value of principal and other articles exported....	.....	114,573,000	.. ..	125,595,000	....	112,357,000	.....	111,434,000	.....	129,052,000

CEYLON.

VALUE of the Total Imports and Exports from and to each Principal Country during the Fiscal Years 1906 to 1911 inclusive.
(Including Coin and Bullion.)

NOTE:—Rs.=Rupees. Rupee=32·4 cents.

Imports.					Countries.	Exports.				
1906.	1907.	1908.	1909.	1910-11.		1906.	1907.	1908.	1909.	1910-11.
Rs.	Rs.	Rs.	Rs.	Rs.	*British Empire.*	Rs.	Rs.	Rs.	Rs.	Rs.
29,818,724	32,720,989	34,259,049	33,076,095	42,874,524	United Kingdom	54,968,258	65,932,672	63,887,326	72,332,918	80,063,196
					British Australasia					
4,915,884	6,386,027	4,878,459	3,243,248	2,697,369	Australian Commonwealth	7,527,723	8,942,608	7,864,790	8,944,750	9,368,325
7,578	12,583	19,509	33,557	47,691	New Zealand	1,581,656	1,906,014	1,985,714	2,088,975	2,212,831
70,918,383	69,018,578	61,013,211	63,283,506	85,106,974	British India	8,132,987	7,099,982	7,881,931	6,481,736	7,982,094
921	5,842	2,507	13	73	Canada	2,636,325	2,608,267	3,395,446	3,570,845	3,388,049
776	369	554	108,128	54,522	Cape Colony	192,197	174,180	221,564	252,024	396,264
479,865	1,152,631	1,788,984	2,047,036	1,720,158	Hong Kong	289,325	159,527	135,172	119,497	203,560
1,843,263	2,267,004	2,033,153	2,455,036	1,964,356	Maldive Islands	106,199	135,514	177,673	147,621	163,478
1,930	6,969	1,530	5,945	1,994	Malta	102,160	87,712	106,288	115,146	82,542
21,725	12,921	4,691	17,120	8,790	Mauritius	78,176	75,051	12,022	37,091	71,535
41,136	158,400	202,116	952,766	65,188	Natal	198,304	252,581	297,543	307,381	572,948
.....	.....	.....	.....	.....	Newfoundland	65,961	49,487	71,665	48,397	121,093
1,927,881	2,909,365	9,921,807	13,073,320	9,888,895	Straits Settlements	710,647	824,174	647,227	622,605	877,895
28,506	21,909	51,041	45,131	141,481	Other British Possessions	136,006	140,637	179,162	171,414	226,786
110,976,875	114,673,587	114,476,611	118,341,501	144,572,615	Totals, British Empire	76,725,924	88,382,406	86,893,523	95,240,397	105,730,566
					Foreign Countries.					
1,365,143	1,297,494	1,120,634	1,069,105	1,011,901	Austria-Hungary	3,006,186	1,551,334	2,153,526	3,208,796	1,168,832
425,335	694,723	647,553	702,692	1,116,756	Belgium	2,714,998	3,237,000	4,360,591	3,781,722	4,533,654
660,603	1,267,471	893,782	296,443	1,113,127	Borneo	180	208	205	.....	.....
282,581	124,785	166,758	323,557	153,002	China	1,962,786	3,242,617	3,030,243	3,112,484	3,295,637
35,381	28,904	29,369	61,941	58,390	Egypt	235,158	227,925	417,633	410,736	424,325
797,825	757,612	860,910	872,785	1,132,701	France	800,346	733,098	706,854	675,353	1,061,136
2,814,751	2,921,136	2,826,372	3,296,500	4,790,818	Germany	8,212,510	8,202,674	8,189,755	9,938,875	15,008,852

591,359	715,922	1,095,520	724,929	1,469,795	Holland	552,732	620,870	703,042	594,429	591,606
753,875	1,734,959	1,275,041	587,094	735,106	India (except British)	130,370	62,947	138,366	176,488	298,737
335,195	454,178	424,121	393,166	455,869	Italy	377,925	451,164	417,319	248,891	303,482
1,557,068	1,507,041	1,818,653	1,713,478	1,905,575	Japan	164,520	304,208	225,570	66,586	312,898
101,490	735,476	1,164,892	974,823	2,035,697	Java	93,863	50,974	19,491	19,597	46,515
35,761	31,545	46,297	69,118	68,906	Norway	14,465	24,797	18,755	36,244	415,537
166,417	38,684	721,149	1,013,856	704,269	Russia in Asia	1,744,955	2,079,264	2,769,522	2,394,747	3,857,259
88,101	24,027	16,762	2,302	46,364	Russia in Europe	4,037,725	6,943,483	7,301,567	8,034,353	9,853,829
390,769	627,332	1,004,954	847,691	991,480	Siam	382	728	254	1,317	939
193,453	164,432	259,141	229,091	319,162	Sweden	77,827	128,968	107,586	96,475	184,475
122,815	428,851	484,760	579,701	616,674	Switzerland	6,665	9,206	34,958	26,813	20,953
1,375,769	1,002,406	4,097,518	4,076,983	1,656,794	United States	10,337,656	11,814,331	10,536,074	17,483,728	25,128,659
132,053	92,495	191,412	605,065	240,302	Other Foreign Countries	1,319,741	1,501,799	2,145,578	1,471,709	1,479,831
12,526,047	14,643,170	16,115,238	15,440,623	20,292,688	Totals, Foreign Countries	35,790,990	41,487,595	43,276,883	51,779,343	67,987,156
110,976,875	114,673,587	114,176,611	118,341,501	144,572,015	Totals, British Empire	76,725,924	88,382,406	86,893,523	95,240,397	105,730,566
123,502,922	129,316,757	130,291,909	133,782,124	164,864,703	Totals	112,516,914	129,570,001	130,170,406	147,019,740	173,717,722
.....	.....	.....	.....	.....	Coal for use of steamers	13,814,240	13,687,780	13,399,280	13,020,240	14,369,720
123,502,922	129,316,757	130,291,909	133,782,124	164,864,703	Grand totals	126,331,154	143,257,781	143,569,686	160,039,980	188,087,442

CEYLON.

TOTAL Quantities and Values of the Principal Articles of Merchandise Imported during the Fiscal Years 1906 to 1911, inclusive.

NOTE:—Rs.=Rupees. Rupee=32·4 cents.

ARTICLES.		1906.		1907.		1908.		1909.		1910–11.	
		Quantity.	Value.	Quantity.	Value.	Quantity.	Value.	Quantity.	Value.	Quantity.	Value.
			Rs.		Rs.		Rs.		Rs.		Rs.
Ale, beer and other malt liquors	Galls.	161,125	284,442	140,750	263,668	157,888	272,534	135,581	245,968	138,130	268,015
Apparel, made up		...	443,474	...	477,937	...	551,631	...	831,292	...	1,058,556
Biscuits	Lbs.	954,449	334,498	931,774	328,616	899,356	345,783	949,723	382,881	1,449,429	492,263
Books		...	157,784	...	200,247	...	218,227	...	300,288	...	395,713
Bricks and tiles		...	193,880	...	188,320	...	240,393	...	142,655	...	260,036
Butter	Lbs.	298,282	195,980	303,896	225,048	284,832	226,377	309,122	232,217	391,155	293,792
Casks, shooks and staves		...	567,519	...	303,986	...	294,052	...	292,270	...	264,199
Cement	Cwt.	144,388	229,770	191,415	309,607	219,193	364,013	274,700	437,351	345,422	524,511
Chemists' sundries		...	393,410	...	424,416	...	456,274	...	605,353	...	713,828
Coal and coke	Tons	681,478	11,918,958	608,250	10,549,944	697,535	12,627,640	552,741	9,905,181	676,398	11,431,184
Coffee	Lbs.	2,162,509	817,794	2,353,133	852,464	2,077,782	720,741	1,948,562	680,888	1,384,445	601,914
Confectionery	"	610,791	193,502	658,784	217,889	692,542	224,029	735,908	244,813	969,441	318,650
Cotton manufactures		...	7,709,340	...	8,256,353	...	9,564,009	...	8,184,770	...	11,094,817
" twist	Cwt.	2,458	198,391	2,483	203,679	...	262,542	...	260 055	...	192,976
Cutlery and hardware		...	1,090,017	...	1,272,909	...	1,268,750	...	1,376,400	...	2,401,788
Curry stuffs	Cwt.	163,604	1,717,412	156,497	1,729,509	167,428	1,696,005	155,643	1,637,781	172,504	1,904,631
Earthenware and chinaware		...	365,913	...	470,784	...	504,281	...	437,474	...	821,947
Fancy articles		...	398,485	...	385,113	...	383,935	...	447,650	...	580,073
Fish:—Cured and salted	Cwt.	185,278	1,485,943	209,554	1,688,478	205,662	1,646,418	199,482	1,596,339	280,106	2,258,877
Maldive	"	61,892	1,794,899	77,090	2,235,808	69,739	2,022,572	83,366	2,425,107	67,762	1,974,486
Tinned	Lbs.	202,240	98,262	185,574	92,219	197,828	101,050	234,826	104,907	228,304	105,240
Fruits	Cwt.	18,026	338,088	16,298	337,040	14,972	322,121	16,772	345,557	20,322	401,923
Glassware, including lampware		...	518,970	...	466,678	...	398,476	...	472,141	...	658,404
Grain:—											
Flour	Cwt.	155,110	1,415,835	164,738	1,500,650	145,986	1,333,274	138,085	1,260,137	177,213	1,620,183
Paddy	"	766,236	2,544,599	661,061	2,246,727	379,265	1,358,739	722,414	2,491,617	684,159	2,298,163
Rice	"	5,966,257	39,049,042	6,208,224	40,984,967	5,879,694	39,852,125	6,168,027	42,063,373	7,274,816	47,913,929
Other		...	1,585,367	...	1,749,311	...	1,738,441	...	1,695,145	...	2,057,828
Haberdashery		...	1,876,222	...	2,057,516	...	1,364,400	...	1,592,963	...	1,856,827

Iron :—Galvanized, &c	Tons	3,568	769,755	5,106	1,166,789	74,038	803,226	88,850	935,518	262,744	1,586,655
Hoop	Cwt.	34,339	229,968	53,906	400,451	28,456	189,679	43,046	267,686	43,651	264,172
Nails and rivets	"	15,994	138,660	13,904	135,809	13,955	128,981	17,394	166,407	22,044	186,770
Leather and manufactures of		.....	315,334	.....	329,346	.....	354,077	.....	355,965	.....	618,143
Lead :—Pig	Cwt.	57,191	609,005	54,283	560,721	73,900	748,100	59,631	608,255	64,928	650,832
Tea lead	Tons	1,866	557,756	997	351,165	1,631	548,659	27,714	444,036	35,105	549,374
Live stock :—Horned cattle	No.	22,959	439,929	19,947	404,613	19,841	402,142	17,900	384,248	14,814	318,535
Sheep and goats	"	108,863	539,726	100,340	496,517	91,942	495,868	96,721	483,636	113,434	567,560
Machinery and mill work, including sewing machines		.....	1,064,135	.....	1,143,024	.....	1,285,344	.....	1,720,216	.....	2,596,527
Manures		.....	2,788,355	.....	3,689,274	.....	4,161,429	.....	4,328,989	.....	4,916,099
Matches	Gross	283,197	208,902	236,539	178,021	323,934	259,773	321,158	239,801	356,156	272,611
Milk, preserved		.....	334,426	.....	370,951	.....	371,711	.....	435,635	.....	509,761
Oils :—Kerosene		.....	1,454,603	.....	1,426,017	.....	1,697,467	.....	1,365,711	.....	2,053,271
Other		.....	423,551	.....	768,317	.....	728,745	.....	698,074	.....	1,031,845
Onions	Cwt.	181,783	545,721	213,937	642,306	204,841	614,753	213,900	641,807	249,712	749,244
Opium	Lbs.	18,885	336,110	22,284	398,946	16,367	294,216	.....	.....	.....	.....
Paints and colours	Cwt.	10,653	173,270	9,834	167,597	9,346	168,935	11,551	196,603	13,160	237,588
Paper		.....	410,021	.....	429,776	.....	483,213	.....	376,261	.....	527,128
Poonac (cocoanut cake)	Cwt.	346,503	1,386,024	372,774	1,493,150	339,181	1,363,744	361,554	1,448,016	434,853	1,739,503
Potatoes	"	93,883	418,850	97,425	504,245	88,379	448,132	92,857	419,644	118,668	589,258
Railway materials		.....	156,950	.....	20,032	.....	11,694	.....	36,556	.....	58,763
Rubber, mfrs. of	Lbs.	.....	.....	245,985	825,436	300,820	972,810	518,271	1,925,959	1,458,416	6,670,492
Seeds, plants and roots (except for food)		.....	183,794	.....	249,195	.....	361,779	.....	174,100	.....	342,217
Silk manufactures		.....	423,715	.....	432,966	.....	431,327	.....	459,960	.....	619,140
Soap	Cwt.	18,766	423,670	20,214	483,811	21,113	479,943	25,749	533,946	28,201	684,341
Spirits :—Brandy	Galls.	46,037	338,075	52,282	359,308	52,766	367,895	54,878	359,514	20,334	448,834
Gin	"	78,760	220,875	105,769	296,671	103,559	325,942	113,368	360,440	156,292	497,946
Whiskey	"	78,869	491,601	87,035	533,687	89,798	571,733	88,836	558,859	97,713	622,279
Stationery, except paper		.....	214,295	.....	198,776	.....	208,951	.....	246,000	.....	317,813
Steel, cast	Cwt.	36,995	212,851	54,023	331,628	53,564	282,525	71,925	352,734	130,945	672,459
Sugar, refined and unrefined	"	277,662	2,964,582	310,936	3,135,623	305,559	3,183,790	321,322	3,325,952	292,907	4,217,803
Tea chests		.....	1,923,068	.....	1,797,163	.....	2,166,205	.....	1,878,767	.....	2,194,278
Tobacco :—Cigars	Lbs.	130,130	408,141	163,485	394,232	184,053	455,256	192,381	495,485	250,786	665,114
Other (except snuff)	"	181,241	169,715	108,365	146,540	142,020	144,800	163,164	164,335	103,748	123,889
Umbrellas and parasols		.....	301,536	.....	402,059	.....	553,189	.....	329,597	.....	366,920
Wines		.....	308,261	.....	319,357	.....	318,038	.....	312,347	.....	369,060
Wood and timber		.....	793,395	.....	700,163	.....	720,286	.....	842,820	.....	889,682
Woollen manufactures		.....	420,833	.....	486,816	.....	497,791	.....	396,190	.....	676,526
All other articles		.....	11,772,015	.....	13,871,553	.....	14,456,414	.....	16,448,955	.....	21,493,578
Totals imports (mdse.)		.....	112,789,269	.....	120,061,934	.....	122,420,394	.....	125,441,597	.....	156,690,763
Coin and bullion		.....	10,713,652	.....	9,254,823	.....	7,871,515	.....	8,340,530	.....	8,173,940
Total imports		.....	123,502,921	.....	129,316,757	.....	130,291,909	.....	133,782,127	.....	164,864,703

CEYLON.

TOTAL Quantities and Values of the Principal Articles of Merchandise Exported during the Fiscal Years 1906 to 1911, inclusive.

NOTE:—Rs. = Rupees. Rupee = 32·4 cents.

ARTICLES.		1906.		1907.		1908.		1909.		1910-11.	
		Quantity.	Value.	Quantity.	Value.	Quantity.	Value.	Quantity.	Value.	Quantity.	Value.
			Rs.		Rs.		Rs.		Rs.		Rs.
Areca nuts	Cwt.	158,991	2,028,765	162,307	2,415,047	134,667	2,182,660	149,647	2,378,476	135,729	2,765,551
Cardamons	"	6,505	585,755	7,085	829,021	6,199	704,979	7,332	797,818	5,454	696,889
Cinchona bark	Lbs.	296,820	11,872	261,709	13,085	158,445	9,506	156,081	5,073	76,533	2,679
Cinnamon	"	5,873,280	2,642,128	6,092,576	3,045,708	6,080,592	2,613,761	6,501,040	2,729,694	6,140,848	3,070,266
Coal and coke	Tons	127	2,260	41	812	1,292	14,500	90	1,546	23	62
Cocoa	Cwt.	55,621	2,052,414	93,851	5,232,193	60,614	2,663,379	81,122	2,767,882	73,240	2,728,922
Cocoanuts	....	.....	929,680	....	904,536	.....	1,112,108	.....	1,050,613	.....	1,431,140
" desiccated	Cwt.	181,807	3,404,000	205,316	4,471,427	246,152	4,299,303	230,791	4,406,924	264,198	6,276,464
Coffee, plantation	"	4,484	257,830	3,507	201,652	2,323	133,572	1,617	92,977	594	34,097
" native	"	.....	.....	7	273	.....	.....	.....	.....	10	390
Coir and manufactures thereof	..	.....	2,268,464	.....	2,537,163	.....	2,379,928	.....	2,585,674	.....	2,066,572
Copra	Cwt.	448,700	5,661,337	384,331	5,322,464	748,739	8,355,583	784,522	10,007,696	623,934	10,479,288
Oils:—Citronella	Ozs.	19,419,968	1,204,764	20,780,032	1,386,078	21,527,504	1,043,651	24,818,240	1,133,583	24,721,552	1,070,048
Cocoanut	Cwt.	539,002	9,545,725	478,573	11,830,324	644,348	11,984,872	599,795	13,141,508	527,504	13,741,479
Plumbago	"	701,845	10,457,490	650,116	8,906,589	516,360	8,003,580	643,853	9,979,722	577,270	7,446,783
Poonac	"	263,937	1,064,838	218,956	885,672	303,781	1,215,681	254,589	1,038,163	249,962	1,024,638
Rubber, manufactures of	"	3,705	1,527,539	7,194	2,976,059	10,494	3,690,001	18,248	8,375,603	54,832	28,035,298
Skins, dressed	"	11,387	476,687	11,944	572,591	10,271	545,991	11,716	625,699	12,313	675,532
Spirits, arrack	Galls.	63,691	113,098	41,428	108,651	49,430	172,754	39,763	142,571	4,612	16,515
Tea	Lbs.	170,527,146	61,389,772	179,844,827	74,635,605	179,398,312	73,553,307	192,886,615	81,012,377	183,905,153	84,136,607
Timber	....	.....	259,382	.....	267,253	.....	312,174	.....	362,965	.....	347,246
Tobacco, unmanufactured	Cwt.	39,201	915,608	39,515	928,824	36,384	811,407	54,260	1,237,818	33,076	820,122
All other articles	....	.....	2,912,236	.....	1,897,224	.....	3,159,459	.....	3,025,449	.....	5,328,634
Total imports (mdse.)	....	.....	109,711,644	.....	129,368,251	.....	128,962,156	.....	146,899,631	.....	172,195,222
Coin and bullion	....	.....	2,805,270	.....	201,750	.....	1,208,250	.....	120,109	.....	1,522,500
Coal for use of steamers	....	.....	13,814,240	.....	13,687,780	.....	13,399,280	.....	13,020,240	.....	11,369,720
Total exports	....	.....	126,331,154	.....	143,257,781	.....	143,569,686	.....	160,039,980	.....	188,087,442

CHILE.

VALUE of the Total Imports for Consumption and Exports of Domestic Produce from and to each Principal Country during the Years ended December 31, 1906 to 1910. *(Including Coin and Bullion).*

NOTE:—Peso Fuerte=36·5 cents.

Imports.					Countries.	Exports.				
1906.	1907.	1908.	1909.	1910.		1906.	1907.	1908.	1909.	1910.
Pesos Fuer.	Pesos Fuer.	Pesos Fuer.	Pesos Fuer.	Pesos Fuer.		Pesos Fuer.	Pesos Fuer.	Pesos Fuer.	Pesos Fuer.	Pesos Fuer.
88,429,000	113,502,732	83,920,000	87,340,000	94,085,000	United Kingdom	132,164,000	141,410,000	151,123,000	128,571,000	127,087,000
7,566,000	10,015,251	10,535,000	18,130,000	15,008,000	Argentine Republic	2,200,000	3,574,000	3,408,000	2,173,000	2,871,000
9,488,000	7,397,112	17,169,000	8,751,000	7,455,000	Australia	.....	.....	.....	.....	.....
6,505,000	10,197,301	12,757,000	7,536,000	6,753,000	Belgium	5,381,000	3,810,000	8,691,000	7,941,000	9,419,000
1,452,000	1,626,836	685,000	1,309,000	2,052,000	Brazil	450,000	447,000	527,000	329,000	586,000
190,000	93,000	131,000	71,000	.....	China	.....	.....	.....	.....	.....
988,000	721,504	659,000	1,220,000	1,268,000	Ecuador	167,000	288,000	179,000	94,000	.....
15,370,000	16,093,564	11,945,000	15,511,000	19,208,000	France	17,719,000	16,433,000	19,346,000	14,293,000	14,348,000
58,196,000	74,310,374	75,763,000	62,046,000	72,044,000	Germany	53,726,000	56,402,000	67,969,000	65,567,000	63,405,000
4,816,000	3,986,616	7,583,000	6,990,000	11,008,000	India	.....	.....	.....	.....	.....
5,867,000	8,231,834	6,052,000	7,205,000	8,844,000	Italy	3,284,000	1,318,000	1,614,000	2,740,000	1,214,000
7,006,000	8,795,298	10,214,000	12,994,000	14,918,000	Peru	1,471,000	3,347,000	3,814,000	2,824,000	2,658,000
1,912,000	2,707,171	2,186,000	2,404,000	3,425,000	Spain	3,013,000	1,220,000	1,920,000	1,447,000	5,432,000
25,233,000	31,124,384	24,385,000	26,401,000	36,630,000	United States	48,187,000	24,895,000	44,102,000	53,840,000	67,619,000
1,649,000	1,591,722	976,000	1,465,000	907,000	Uruguay	507,000	415,000	488,000	513,000	619,000
3,031,000	3,287,156	2,310,000	2,710,000	3,881,000	Other Countries	15,534,000	26,522,000	15,968,000	17,580,000	21,955,000
237,698,000	293,681,855	267,264,000	262,083,000	297,486,000	Totals	283,803,000	280,081,000	319,149,000	297,912,000	317,213,000

CHILE.

TOTAL Quantities and Values of the Principal Articles Imported for Consumption during the Years ended December 31, 1906 to 1910, inclusive.

NOTE:—Peso Fuerte=36·5 cents. Kilog=2·204 lbs.

ARTICLES.	1906.		1907.		1908.		1909.		1910.	
	Quantity.	Value.	Quantity.	Value.	Quantity.	Value.	Quantity.	Value.	Quantity.	Value.
		Pesos Fuer.		Pesos Fuer.		Pesos Fuer.		Pesos Fuer.		Pesos Fuer.
Animals, living—										
Horses, mules and asses.. No.	16,883	779,000	8,181	455,000	2,057	138,000	3,646	415,000	Details not available.	Details not available.
Oxen and cows ..... "	49,888	4,734,000	71,963	7,580,000	105,238	9,624,000	129,565	16,807,000		
Sheep ..... "	26,890	119,000	31,015	133,000	36,225	124,000	87,622	754,000		
Candles .. ..Kilogs	506,000	405,000	892,000	723,000	350,000	283,000	619,000	501,000		
Coal.....1,000 kilogs	1,039,000	20,777,000	1,501,000	29,783,000	1,600,000	31,992,000	1,303,000	26,050,000		
Coffee .....Kilogs	3,282,000	1,981,000	2,699,000	1,620,000	2,624,000	1,575,000	3,883,000	2,330,000		
Cotton piece goods (pure)... "	8,789,000	16,498,000	8,275,000	17,725,000	4,892,000	12,708,000	10,389,000	22,097,000		
Cotton yarns.....	.....	3,131,000	.....	4,595,000	.....	2,634,000	.....	3,253,000		
Drugs.....	.....	1,987,000	....	2,437,000	.....	2,686,000	.....	2,241,000		
Iron—										
Bars, blocks and ingots..Kilogs	48,389,000	5,420,000	41,594,000	4,484,000	32,621,000	4,419,000	35,922,000	5,024,000		
Sheets (galvanized or not). "	21,139,000	3,781,000	21,277,000	4,026,000	15,257,000	2,371,000	31,338,000	5,552,000		
Tubing..... "	27,017,000	4,695,000	22,063,000	4,415,000	22,603,000	4,348,000	14,624,000	3,601,000		
Rails..... "	25,166,000	2,013,000	44,488,000	3,559,000	42,295,000	4,230,000	23,278,000	2,328,000		
Machinery—										
Agricultural, mining, industrial, &c.	.....	36,114,000	.....	31,944,000	.....	38,419,000	.....	19,638,000		
Sewing machines	....	486,000	.....	1,074,000	.....	670,000	....	544,000		
All other machinery.....	... .	2,995,000	.....	2,989,000	.....	2,076,000	....	2,146,000		
Oils—Mineral for lighting..Kilogs	37,905,000	3,791,000	45,117,000	4,512,000	87,911,000	8,791,000	7,414,000	1,511,000		
Paper of all kinds....	. .. .	5,403,000	.....	4,627,000	. . . .	5,678,000	.....	5,006,000		
Railway materials except rails....	.....	2,193,000	....	3,060,000	.....	3,650,000	.. ..	6,788,000		
Sacks, empty. ....Kilogs	24,949,000	6,392,000	15,693,000	4,025,000	25,480,000	7,623,000	23,251,000	7,042,000		
Sugar, raw and refined..... "	53,645,060	6,283,000	56,024,000	6,131,000	47,853,000	5,148,000	69,055,000	7,413,000		
Tea.. . ... "	1,317,000	1,080,000	1,059,000	847,000	1,041,000	1,561,000	1,251,000	1,877,000		
Wire of all kinds .. .. "	8.904,000	2,410,000	15,746,000	3,709,000	7,557,000	1,889,000	13,496,000	3,285,000		
Wood for building.....	.....	3,658,000	.....	5,190,000	.....	3,243,000	.....	1,576,000		
Woollen manufactures—										
Piece goods of pure wool..Kilogs	2,237,000	9,812,000	2,501,000	11,444,000	1,486,000	7,691,000	1,955,000	9,656,000		
" mixed..... "										
Yerba maté. .. .. "	4,085,000	1,438,000	4,058,000	1,420,000	2,445,000	980,000	3,540,000	1,416,000		
Total value of principal and other articles imported.....	.....	237,698,000	... .	293,682,000	....	267,264,000	.....	262,083,000		297,486,000

CHILE.

TOTAL Quantities and Values of the Principal Articles of Domestic Produce Exported during the Years ended December 31, 1906 to 1910, inclusive.

NOTE :—Peso Fuerte = 36·5 cents. Kilog = 2·204 lbs. Ton = 2,000 lbs.

ARTICLES.	1906.		1907.		1908.		1909.		1910.	
	Quantity.	Value.	Quantity.	Value.	Quantity.	Value.	Quantity.	Value.	Quantity.	Value.
		Pesos Fuer.		Pesos Fuer.		Pesos Fuer.		Pesos Fuer.		Pesos Fuer.
Animals, living—									Details not available.	Details not available.
Horses and mules ..... No.	8,500	759,000	728	169,000	1,074	254,000	919	212,000		
Oxen and cows ..... "	489	59,000	94	12,000	86	9,000	2,593	678,000		
Sheep ..... "	3	250	2	14	35	285	2,106	77,000		
Borate of lime ..... Kilogs	28,649,000	4,011,000	28,292,000	3,961,000	31,741,000	4,444,000	31,792,000	4,451,000		
Coal ..... Tons.	471,000	8,536,000	417,000	10,424,000	371,000	9,278,000	340,000	8,503,000		
Copper in bars (for ingots) Kilogs	19,110,000	22,313,000	16,934,000	16,847,000	20,487,000	14,691,000	19,229,000	12,762,000		
Flour of all kinds ..... "	3,958,000	633,000	3,376,000	472,000	1,747,000	245,000	6,392,000	1,158,000		
Grain—										
Wheat ..... "	215,000	32,000	35,432,000	3,555,000	134,649,000	12,122,000	109,357,000	14,225,000		
Barley ..... "	13,289,000	1,086,000	619,000	68,000	19,409,000	1,553,000	49,088,000	4,424,000		
Hides and skins—										
Ox hides ..... "	1,927,000	1,071,000	1,022,000	562,000	1,589,000	652,000	3,412,000	1,706,000		
Goat skins ..... "	398,000	239,000	308,000	185,000	259,000	155,000	364,000	218,000		
Chinchilla ..... Doz.	10,252	984,000	4,821	463,000	3,181	382,000	5,997	720,000		
Iodine (*Yodo*) ..... Kilogs	351,000	4,390,000	290,000	4,202,000	330,000	3,928,000	474,000	5,572,000		
Leather for soles (*Suelas*)	.....	2,171,000	.....	2,547,000	.....	2,831,000	.....	2,537,000		
Ores—										
Silver ..... Kilogs	145,000	36,000	220,000	119,000	150,000	79,000	278,000	100,000		
Copper ..... "	20,385,000	3,112,000	39,076,000	4,991,000	64,685,000	7,037,000	77,879,000	6,943,000		
Manganese ..... "	35,000	6,000	.....	.....	1,000	176	.....	.....		
Soda, nitrate of (*Salitre*) .. .. 1,000 kilogs	1,767,000	217,317,000	1,650,000	206,203,000	2,034,000	233,865,000	2,109,000	210,870,000		
Wool, raw ..... Kilogs	3,402,000	2,162,000	3,718,000	2,459,000	3,143,000	1,984,000	3,802,000	2,648,000		
Total value of principal and other articles exported	.....	283,803,000	.....	280,081,000	.....	319,149,000	.....	297,912,000		317,213,000

CHINA.

VALUE of Total Imports and Exports of Merchandise from and to each Principal Country during the Years ended December 31, 1906 to 1910, inclusive.

NOTE:—The average value of the Haikwan Tael for 1906, was 80 cents; 1907, 79 cents; 1908, 65 cents; 1909, 63 cents, and for 1910, 66 cents.

Imports.					Countries.	Exports.				
1906.	1907.	1908.	1909.	1910.		1906.	1907.	1908.	1909.	1910.
Haikwan Taels.	Haikwan Taels.	Haikwan Taels.	Haikwan Taels.	Haikwan Taels.	*British Empire.*	Haikwan Taels.	Haikwan Taels.	Haikwan Taels.	Haikwan Taels.	Haikwan Taels.
78,738,292	77,562,700	72,560,900	68,229,788	70,949,137	....United Kingdom.....	13,298,315	12,107,645	12,554,797	19,579,097	18,703,350
934,207	777,952	796,506	625,870	655,753	...Australia and New Zealand..	80,262	199,563	202,791	240,626	618,371
5,057	130,580	458	.....	226	....Africa, South and Mauritius..	53,079	55,484	37,631	15,974	36,638
4,460,736	1,130,374	1,202,661	1,390,947	1,157,705	....Canada	731,391	701,166	1,148,138	1,254,411	1,571,079
144,936,957	155,642,016	150,252,300	150,471,229	171,465,974	...*Hong Kong.....	82,740,427	97,226,434	92,107,963	96,919,388	108,722,925
32,318,732	32,913,847	30,498,855	40,433,828	43,958,226	....India.....	1,750,020	3,179,695	4,090,111	4,813,447	4,534,619
3,662,427	5,347,638	5,418,410	6,778,823	8,308,521	...Straits Settlements.....	3,736,135	4,059,515	3,786,160	4,799,522	5,618,369
265,056,408	273,505,107	260,730,090	267,930,485	296,195,542	....Totals, British Empire.....	102,389,629	117,529,802	113,927,591	127,622,465	139,805,291
					All Other Countries.					
2,669,174	9,216,818	2,687,199	6,044,872	5,981,010	....Cochin China, Tonquin and Annam	2,885,545	1,700,077	2,333,151	1,920,085	2,111,912
					Continent of Europe, except Russia:					
2,978,582	1,525,966	1,136,828	1,013,364	1,775,739	.....Austria-Hungary.....	626,899	757,214	1,081,665	2,354,629	1,647,236
12,594,880	10,581,048	8,449,883	10,858,266	11,550,686	.....Belgium	2,801,832	3,978,652	4,387,805	5,059,763	6,540,960
1,281,674	3,158,626	2,403,458	2,181,627	2,760,932	..... France.....	25,358,961	30,658,585	32,129,193	38,598,327	38,829,532
17,341,768	16,177,400	14,039,232	15,188,966	21,367,748	.....Germany.....	5,763,386	6,109,195	7,093,870	7,529,464	13,341,917
406,742	608,813	508,524	465,882	507,627	..... Italy.....	8,316,199	8,038,074	9,849,124	8,851,046	10,826,568
1,352,604	1,318,528	1,278,023	1,774,122	1,198,271	..... Netherlands.....	594,492	1,017,016	2,086,819	1,672,938	7,183,700
142,108	721,031	428,488	469,571	494,951	.....All other Europe.....	117,696	237,414	447,437	550,029	1,144,691
371,681	1,494,204	1,320,296	2,095,853	2,382,113	....Corea.....	1,439,356	2,169,560	2,594,981	2,917,080	2,629,433
61,052,356	57,461,410	52,500,960	59,975,187	76,755,559	....Japan, including Formosa.....	33,304,931	39,347,476	37,119,948	51,558,155	61,605,864
5,487,874	6,136,756	6,385,078	6,838,169	5,756,050	....Java and Sumatra.....	431,419	510,020	665,221	1,204,423	1,432,563
5,780,198	5,844,116	5,822,398	5,321,908	7,411,383	...Macao.....	4,614,785	4,091,762	4,418,406	4,674,058	4,657,317
.....	.....	.....	.....	.....	... Mexico and Central America.	54,142	78,341	23,874	29	41,093
,384,684	2,576,953	1,806,726	1,660,033	532,114	...Philippine Islands	152,020	99,154	175,078	165,587	157,366

654	.....	3,033,454	6,300,543	9,121,262	....Russia in Asia.....	2,565,250	1,249,371	3,214,995	8,556,829	14,827,862
32,040	28,131	131,795	258,602	901,553	... Russia in Europe	5,724,996	5,181,658	5,214,301	4,854,235	6,501,485
521,595	885,220	5,487,256	8,855,875	6,023,928	....Russian Manchuria	10,496,492	10,770,179	21,129,320	27,021,542	24,632,590
477,585	831,355	46,802	88,405	569,668	....Siam.....	1,504,235	1,577,278	1,938,489	1,817,464	1,897,361
.....	67	11	21,863	57,837	....South America.....	27,309	30,966	27,256	51,198	43,897
921,471	96,637	112,448	98,464	109,935	... Turkey in Asia, Persia, Egypt, Algeria, Adén, &c.....	1,615,734	2,651,243	2,977,820	6,567,223	8,685,859
44,436, 209	36,903,176	41,245,704	32,606,549	24,799,494	....United States..	25,671,428	26,597,660	23,824,059	32,446,245	32,288,831
163,233,879	155,566,555	148,824,563	162,118,121	180,057,860	....Totals, Foreign Countries....	134,067,110	146,850,895	162,732,812	241,370,319	241,028,037
428,290,287	429,071,662	409,554,653	430,048,606	476,553,402	... .Grand totals.....	236,456,739	264,380,697	276,660,403	338,992,814	380,833,328

*The imports from Hong Kong come originally from, and the exports to that colony are further carried on to the United Kingdom, America, Australia, India &c., and coast ports of China. In addition to the imports, to which the values given in the above table are confined, the South of China is supplied with opium and other articles imported from Singapore, Siam and other foreign places in native vessels.

CHINA.

TOTAL Quantities and Values of the Principal Articles Imported for Consumption (Merchandise only) during the Years ended December 31, 1906 to 1910, inclusive.

NOTE :—The average value of the Haikwan Tael for 1906 was 80 cents; 1907, 79 cents; 1908, 65 cents; 1909, 63 cents and for 1910, 66 cents. Picul=133·3 lbs. Gallon and ton same as Canadian.

ARTICLES.	1906.		1907.		1908.		1909.		1910.	
	Quantity.	Value.	Quantity.	Value.	Quantity.	Value.	Quantity.	Value.	Quantity.	Value.
		Haikwan Taels.		Haikwan Taels.		Haikwan Taels.		Haikwan Taels.		Haikwan Taels.
Aniline dyes	.....	2,569,576	.....	2,513,258	.....	1,704,673	.....	1,739,514	.....	2,769,966
Bags of all kinds ... Pieces	18,452,205	1,398,767	13,034,096	1,021,447	18,309,065	1,501,148	40,202,766	4,077,016	26,124,675	2,442,699
Bicho de mer ... Piculs	40,085	1,052,632	44,224	1,332,563	43,185	1,246,965	36,052	1,076,313	36,578	1,106,512
Braids	.....	759,468	.....	1,206,849	.....	728,854	.....	665,313	.....	617,162
Bran, rice ... Piculs	1,879,268	1,535,924	2,226,336	2,226,875	1,944,530	2,119,005	1,835,709	1,835,955	2,158,082	2,158,075
Building materials and fittings	.....	502,298	.....	1,305,550	.....	989,417	.....	865,031	.....	1,262,885
Cement ... Piculs	913,310	867,878	1,592,147	1,428,169	1,411,194	1,400,401	1,655,999	1,641,873	1,707,639	1,636,395
Cigars and cigarettes	.....	6,254,862	.....	4,125,654	.....	5,286,144	.....	5,943,739	.....	7,562,511
Clocks and watches ... Pieces	770,210	1,548,328	491,549	1,046,277	247,016	591,935	261,443	540,800	354,477	651,068
Clothing, hats, &c.	.....	1,247,697	.....	1,922,497	.....	1,659,572	.....	1,847,448	.....	2,618,618
Coal and coke ... Tons	1,567,708	8,765,957	1,406,928	7,668,599	1,510,616	8,435,618	1,520,461	8,442,893	1,539,426	8,671,240
Cotton, raw ... Piculs	45,357	728,105	116,307	1,704,765	99,022	1,746,406	114,389	2,000,913	239,134	5,192,229
Cotton and mfrs. of—										
Chintzes and plain cotton prints ... Pieces	736,102	1,525,706	879,093	1,708,979	379,723	887,234	339,041	874,964	638,609	1,557,814
Drills ... "	2,414,311	8,272,564	608,658	1,945,590	1,093,614	3,866,604	1,766,326	6,466,642	1,659,636	6,400,920
Flannels ... "	532,913	1,545,728	432,508	1,292,109	498,480	1,905,036	532,460	1,813,671	670,984	2,306,903
Italians ... "	1,302,906	6,550,093	1,921,402	9,400,762	1,324,170	8,208,782	969,411	5,210,454	1,605,582	8,801,643
Jeans ... "	705,480	1,990,956	460,223	1,231,380	910,918	3,086,139	841,979	2,682,100	985,616	3,500,491
Lastings ... "	2,352,448	8,531,806	2,135,737	9,996,080	1,199,054	7,559,250	1,007,009	4,834,004	1,293,507	6,545,215
Sheetings, gray ... "	6,637,504	21,824,857	737,921	2,330,552	992,573	3,433,194	3,571,591	12,813,371	2,265,578	8,553,490
Shirtings, dyed ... "	336,823	1,270,160	456,037	1,907,909	262,056	1,134,865	241,727	836,995	238,296	908,753
" gray ... "	4,904,483	12,065,891	3,482,666	8,764,308	4,887,157	14,914,738	4,559,144	12,806,376	2,660,560	8,979,704
" white ... "	3,608,258	11,843,545	3,172,387	12,266,953	2,732,646	11,850,689	4,060,040	15,338,877	2,424,511	10,395,520
T. cloths ... "	1,977,187	4,186,532	1,324,170	2,484,156	1,148,669	2,511,865	1,359,453	3,324,069	1,205,778	3,139,347
Yarn and thread	.....	65,131,769	.....	57,510,208	.....	46,172,457	.....	62,463,360	.....	63,585,264
Other cotton mfrs.	.....	7,988,238	.....	8,076,937	.....	5,367,526	.....	7,826,547	.....	10,519,750
Total cotton yarn and manufactures	.....	152,727,845	.....	118,915,923	.....	110,898,379	.....	137,291,430	.....	135,194,814

Electrical materials and fittings...	.....	914,334	.....	1,168,436	.....	1,744,280	.....	1,364,553	.....	1,417,946
Enamelled ware.....	.....	788,068	.....	734,149	.....	260,305	.....	306,093	.....	612,005
Fish and fishery products...Piculs	1,026,319	8,125,721	1,065,843	8,352,907	1,002,002	7,712,187	1,174,025	8,741,517	1,362,435	9,090,156
Flour..... "	1,784,681	6,295,753	4,414,383	13,984,546	1,755,935	6,931,204	595,777	2,691,399	742,750	3,453,456
Fruits, dried	.....	377,243	.....	589,878	.....	572,812	.....	795,278	.....	728,807
Furniture and materials for	.....	767,616	.....	880,916	.....	848,755	.....	831,062	.....	900,085
Ginseng .....Piculs	1,952	488,900	2,395	1,321,904	1,954	662,409	2,954	1,546,790	2,032	1,083,323
Glass and glassware	.....	1,881,373	.....	1,631,560	.....	1,400,921	.....	1,476,744	.....	1,946,589
Haberdashery.....	.....	646,765	.....	554,671	.....	593,533	.....	805,458	.....	959,639
Hardware.....	.....	1,109,318	.....	996,656	.....	1,003,125	.....	1,041,970	.....	1,444,818
Hosiery..... Doz.	492,040	542,798	453,482	510,354	373,018	518,419	707,051	861,191	789,477	956,146
Indigo.....	.....	3,461,489	.....	4,776,770	.....	3,738,736	.....	4,146,775	.....	4,872,135
Leather .....Piculs	47,048	2,142,957	41,294	2,155,372	49,593	2,295,785	59,301	4,082,973	60,333	4,443,469
Macaroni and vermicelli... "	81,060	715,457	80,402	667,827	92,773	774,587	88,220	734,052	102,441	843,057
Machinery.....	.....	5,864,799	.....	6,151,702	.....	6,646,392	.....	5,825,606	.....	7,103,137
Matches.....Gr. of boxes	22,998,830	5,139,808	22,434,168	4,895,792	23,789,800	5,157,423	26,651,414	5,656,662	24,763,999	5,294,569
Mats of all kinds.....Pieces	6,027,011	312,521	6,825,475	453,022	5,724,719	340,537	5,699,731	423,644	6,763,175	687,780
Medicines.....	.....	2,137,134	.....	2,120,138	.....	2,101,874	.....	2,603,734	.....	3,152,336
Metals of all kinds:—										
Copper and mfrs. of. .....Piculs	62,572	2,304,386	147,953	4,544,910	217,080	6,338,392	16,901	536,514	40,886	1,309,918
Iron and mfrs. of..... "	2,904,879	8,304,580	2,476,894	7,240,380	2,584,786	8,521,550	3,248,289	9,905,128	3,606,522	11,251,971
Lead and quicksilver.... "	150,289	1,114,593	133,932	1,078,579	177,701	1,333,873	136,212	885,122	155,956	1,063,370
Tin and tin plates. .... "	274,093	3,503,906	351,509	5,367,347	284,076	4,262,906	245,570	3,418,303	237,813	2,973,819
Other metals, &c.....	.....	2,062,390	.....	1,711,069	.....	1,717,418	.....	2,228,979	.....	2,579,242
Totals.....	.....	17,289,855	.....	19,942,285	.....	22,174,139	.....	16,974,046	.....	19,178,320
Mushrooms.....Piculs	18,243	822,418	13,403	577,852	12,918	562,368	15,064	628,575	15,680	705,868
Needles.....Mille.	3,325,476	623,086	2,938,071	589,172	1,380,161	374,592	4,013,252	884,608	5,155,511	1,085,855
Oil, kerosene—American... Galls.	62,910,989	7,132,179	95,565,409	13,205,392	121,742,688	17,907,451	84,026,066	13,791,492	96,248,360	11,514,421
Russian..... "	.....	.....	679,450	94,645	2,770,986	431,337	3,618,504	569,948	2,236,918	639,147
Sumatra..... "	38,800,022	3,778,020	39,116,281	4,226,900	43,547,643	6,541,156	43,401,592	6,667,932	43,497,030	6,720,674
Opium—Malwa..... .....Piculs	14,465	9,329,927	17,313	10,561,513	15,659	11,135,162	14,183	11,743,666	10,585	16,756,154
Patna ..... "	25,486	15,005,645	24,109	11,916,516	20,549	14,877,243	22,075	15,319,556	17,147	26,887,881
Benares..... "	13,479	7,481,899	11,563	5,497,655	10,826	7,556,480	11,525	7,905,927	8,605	13,414,863
Other..... "	795	467,906	1,490	677,969	1,313	657,452	1,134	775,830	629	871,005
Totals..... "	54,225	32,285,377	54,475	28,653,653	48,347	31,226,337	48,917	35,744,979	36,966	57,929,903
Paints and paint oil .....Piculs	60,299	548,421	59,535	577,134	52,133	591,843	64,834	708,764	67,637	716,227
Paper.....	.....	4,063,413	.....	3,275,368	.....	3,636,928	.....	3,878,145	.....	5,520,563
Pepper, black and white....Piculs	43,685	846,730	50,749	968,574	56,274	905,095	35,151	592,360	35,041	645,921
Railway plant and materials.....	.....	11,439,806	.....	12,804,628	.....	12,893,545	.....	13,107,794	.....	15,235,604
Rattans .....Piculs	112,592	679,127	128,035	750,473	108,147	659,858	116,696	730,042	121,070	776,343
Ribbons, silk and cotton..	.....	1,215,222	.....	924,984	.....	260,440	.....	440,958	.....	579,262
Rice.....Piculs	4,686,452	11,749,590	12,765,189	34,417,307	6,736,616	26,578,933	3,797,705	15,655,342	9,409,870	31,321,290
Sandalwood ..... "	148,163	1,326,510	124,134	902,350	100,610	745,871	122,697	883,363	114,145	901,512
Seaweed and agar-agar.... "	600,819	1,640,382	552,799	1,495,107	590,986	1,590,665	391,765	1,113,561	644,525	1,733,356
Soap.....	.....	1,312,662	.....	1,253,321	.....	1,377,971	.....	1,682,911	.....	1,929,802

CHINA.

TOTAL Quantities and Values of the Principal Articles Imported for Consumption, &c.—*Concluded.*

ARTICLES.	1906		1907.		1908.		1909.		1910.	
	Quantity.	Value.	Quantity.	Value.	Quantity.	Value.	Quantity.	Value.	Quantity.	Value.
		Haikwan Taels.		Haikwan Taels.		Haikwan Taels.		Haikwan Taels.		Haikwan Taels.
Stationery	...	890,235	...	747,465	...	733,674	...	839,352	...	1,013,013
Stores, household, marine and engineers'	...	2,334,791	...	4,378,916	...	2,691,118	...	2,656,815	...	3,376,154
Sugar, brown, white and candy ... Piculs	6,545,742	30,006,109	5,723,881	6,202,027	4,162,256	19,611,285	5,478,169	27,064,820	4,316,710	22,349,353
Tea ... "	79,892	1,269,564	134,948	3,021,653	102,666	2,793,982	123,164	3,269,267	154,145	3,968,995
Timber of all kinds	...	5,397,166	...	6,126,330	...	4,791,389	...	3,362,784	...	4,333,275
Tobacco ... Piculs	120,259	1,650,075	133,275	1,697,752	84,262	1,643,064	62,049	1,237,101	101,722	2,058,442
Umbrellas ... Pieces	1,849,396	742,326	1,815,200	806,207	1,527,142	633,748	1,601,088	700,628	1,915,319	886,340
Wines, beer and spirits	...	1,874,934	...	2,222,287	...	2,688,566	...	3,073,796	...	3,309,262
Wood of all kinds (not including sandalwood, timber and dye-woods)	...	742,011	...	1,331,696	...	1,637,757	...	987,944	...	839,549
Woollen manufactures	...	6,652,770	...	6,898,806	...	5,788,390	...	5,202,282	...	6,405,411
Total value of principal and other articles, net imports	...	410,270,082	...	416,401,369	...	394,505,478	...	418,158,067	...	462,964,894
Re-imported articles	...	18,020,205	...	12,670,293	...	15,049,175	...	11,890,539	...	13,588,508
Total imports	...	428,290,287	...	429,071,662	...	409,554,653	...	430,048,606	...	476,553,402

CHINA.

TOTAL Quantities and Values of the Principal Articles of Domestic Produce Exported (Merchandise only) during the Years ended December 31, 1906 to 1910, inclusive.

NOTE:—The average value of the Haikwan Tael for 1906 was 80 cents; 1907, 79 cents; 1908, 65 cents; 1909, 63 cents and for 1910, 66 cents. Picul=133·3 lbs. Gallon and ton, same as Canadian.

ARTICLES.	1906.		1907.		1908.		1909.		1910.	
	Quantity.	Value.	Quantity.	Value.	Quantity	Value.	Quantity.	Value.	Quantity	Value.
		Haikwan Taels.		Haikwan Taels.		Haikwan Taels.		Haikwan Taels.		Haikwan Taels.
Beancake and beans ..... Piculs	5,409,593	10,222,502	5,518,876	12,389,817	12,599,898	23,376,218	24,526,408	52,028,799	18,289,540	36,483,723
Bristles ..... "	41,733	2,756,262	42,124	2,978,712	40,930	2,795,378	46,613	3,465,538	56,260	4,417,460
Cassia lignea ..... "	63,569	966,950	64,716	1,160,767	68,888	1,184,329	74,572	1,491,070	82,716	1,571,474
Cattle, sheep, pigs and goats "	288,977	3,357,924	294,023	3,399,539	282,288	3,541,740	324,831	4,338,652	355,755	4,455,541
Chinaware, earthenware and pottery ..... Piculs	316,403	1,579,204	335,012	1,598,861	341,161	1,596,086	403,746	1,752,648	442,189	1,916,919
Clothing (Chinese) boots and shoes	.....	1,682,529	.....	996,257	.....	1,332,703	.....	1,125,128	.....	1,324,631
Cotton, raw ..... Piculs	769,542	11,631,138	988,055	16,959,737	613,509	10,345,205	633,687	14,452,021	1,247,304	28,141,234
Fire-crackers and fire-works "	155,932	3,585,733	166,076	4,210,692	157,804	4,067,155	162,928	4,160,079	157,693	4,074,638
Fish and fishery products	.....	964,719	.....	1,019,680	.....	1,153,062	.....	1,457,072	.....	1,498,665
Fruits of all kinds	.....	1,803,978	.....	2,174,097	.....	2,196,941	.....	2,312,290	.....	3,171,550
Hemp ..... Piculs	188,268	1,990,168	130,773	1,275,160	120,790	1,108,572	42,514	339,225	43,955	336,304
Hides of all kinds	.....	10,389,251	.....	12,415,017	.....	9,349,002	.....	12,901,764	.....	16,132,977
Mats and matting	.....	4,078,721	.....	4,657,140	.....	4,718,770	.....	4,262,438	.....	4,235,812
Medicines	.....	2,430,322	.....	2,411,184	.....	2,625,427	.....	2,794,665	.....	3,003,367
Oils ..... Piculs	562,659	5,527,821	466,418	4,926,488	606,576	6,188,001	756,647	6,849,973	1,460,234	13,992,048
Paper of all kinds (includes books) ..... "	279,277	3,445,192	278,704	3,675,179	297,029	3,652,181	293,819	3,637,352	300,547	3,802,045
Provisions and vegetables	.....	2,701,027	.....	2,514,580	.....	4,235,632	.....	8,425,564	.....	11,314,006
Seed, sesamum ..... Piculs	1,070,158	4,512,602	734,712	3,670,810	1,792,435	9,138,129	2,153,177	11,673,759	2,730,763	14,377,386
Silk and manufactures of—										
Raw, white or yellow ..... Piculs	39,110	19,700,354	42,021	22,550,830	45,736	22,238,557	44,099	19,841,841	46,215	20,821,494
" wild ..... "	25,555	6,372,970	23,896	6,292,933	34,148	7,571,555	34,011	9,846,308	29,042	8,023,439
" steam filature ..... "	45,821	29,614,449	50,296	39,047,350	49,206	32,318,344	51,674	34,340,742	63,969	42,701,436
Refuse ..... "	74,224	3,208,162	107,859	5,439,771	83,789	4,229,496	83,953	4,671,941	110,266	5,950,112
Cocoons ..... "	28,578	1,540,126	36,367	1,872,071	41,807	1,976,395	36,316	2,453,532	55,891	2,830,207
Piece goods ..... "	11,784	8,474,750	14,653	10,602,514	16,577	11,340,667	17,751	12,136,900	19,080	13,333,524

CHINA.

TOTAL Quantities and Values of the Principal Articles of Domestic Produce Exported, &c.—*Concluded.*

ARTICLES.	1906.		1907.		1908.		1909.		1910.	
	Quantity.	Value.	Quantity.	Value.	Quantity.	Value.	Quantity.	Value.	Quantity.	Value.
		Haikwan Taels.		Haikwan Taels.		Haikwan Taels.		Haikwan Taels.		Haikwan Taels.
Silk and manufactures of—*Can.*										
Other manufactures	.....	2,384,714	.....	3,278,565	.....	3,239,350	.....	6,730,007	.....	5,738,816
Totals	.....	71,295,525	.....	89,084,034	.....	82,914,364	.....	90,021,271	.....	99,399,028
Skins (fur)*	.....	3,894,028	.....	3,370,640	.....	2,725,742	.....	3,577,614	.....	3,797,689
Straw braid ..... Piculs	149,455	8,650,861	103,246	6,819,092	105,443	7,518,463	138,630	8,165,651	135,206	7,685,304
Sugar, brown, white and candy ..... "	173,295	743,388	111,705	405,676	241,500	1,004,217	169,398	739,186	265,887	1,165,318
Tallow ..... "	119,997	1,105,263	194,606	2,109,141	156,745	1,554,988	235,382	2,259,206	254,083	2,619,965
Tea, black ..... "	600,907	12,252,518	708,273	15,435,277	685,408	15,240,747	619,632	15,678,555	636,525	17,895,034
" dust ..... "	262	1,028	22,095	134,702	9,540	60,911	2,212	14,606	5,865	38,004
" green ..... "	206,925	7,645,421	264,802	9,172,335	284,085	9,722,307	281,679	9,735,518	296,083	9,679,373
" brick ..... "	586,727	6,475,705	604,226	6,767,151	590,815	7,724,994	584,976	7,909,352	616,540	8,138,593
" tablet ..... "	9,307	254,958	10,729	226,546	6,288	134,181	9,944	229,026	8,787	180,163
Tobacco, leaf and prepared. "	165,477	2,215,913	157,781	2,507,394	149,857	2,389,996	182,293	2,679,038	218,855	3,031,765
Vermicelli and macaroni. .. "	199,466	1,373,400	192,369	1,166,452	236,592	1,536,718	224,908	1,454,056	259,813	1,696,470
Wool ..... "	346,543	5,499,342	295,720	4,531,013	250,811	4,490,188	375,433	7,826,548	233,189	5,190,961
Total value of principal and other articles exported	.....	236,456,739	.....	264,380,697	.....	276,660,403	.....	338,992,814	.....	380,833,328

*Includes 'Skins, Clothing and Rugs.'

COLONY AND PROTECTORATE OF SOUTHERN NIGERIA.

VALUE of Total Imports and Exports from and to each Principal Country during the Years ended December 31, 1906 to 1910, inclusive. *(Including Coin and Bullion.)*

Imports.					Countries.	Exports.				
1906.	1907.	1908.	1909.	1910.		1906.	1907.	1908.	1909.	1910.
$	$	$	$	$	*British Empire.*	$	$	$	$	$
11,259,101	16,209,825	15,989,472	18,437,410	20,412,191	United Kingdom	8,212,208	9,927,129	8,653,707	9,749,091	12,581,710
709,940	840,487	615,891	994,956	749,101	Gold Coast	240,530	501,986	157,028	209,048	163,661
168,596	209,749	199,109	210,853	216,554	Sierra Leone	45,323	115,414	211,676	92,661	3,752
100,701	.....	11	.....	39,001	Gambia	219	.....	.....	7,792	62,313
				14,774	Other British Possessions					.....
12,238,338	17,260,061	16,804,483	19,643,219	21,461,621	Totals, British Empire	8,498,280	10,544,529	9,022,411	10,058,592	12,811,436
					Foreign Countries.					
*	*	*	*	21,696	Belgium	*	*	*	*	*
*	*	*	*	76,294	France	177,341	402,361	276,290	179,994	97,966
*	*	*	*	*	French Possessions	*	*	*	*	187,284
1,483,830	2,336,321	2,192,482	2,473,016	3,154,787	Germany	5,636,398	7,883,838	6,493,218	9,053,459	12,200,971
18,124	14,629	4,205	2,551	29,265	German Possessions	23,214	82,568	16,006	40,167	53,309
1,321,047	1,565,276	1,481,744	1,690,251	2,470,918	Holland	55,110	188,992	650,293	823,104	461,229
139,678	222,586	284,394	209,135	104,083	Spanish Possessions	560	107	4,263	803	1,382
120,553	203,806	85,531	132,875	1,059,999	United States	945,992	1,350,764	129,387	133,797	.....
				127,029	Other Foreign Countries					127
3,083,232	4,342,618	4,048,356	4,507,828	7,011,071	Totals, Foreign Countries	6,838,615	9,908,630	7,569,457	10,231,324	13,002,268
12,238,338	17,260,061	16,804,483	19,643,219	21,461,621	Totals, British Empire	8,498,280	10,544,529	9,022,411	10,058,592	12,811,436
15,321,570	21,602,679	20,852,839	24,151,047	28,505,692	Grand totals	15,336,895	20,453,159	16,591,868	20,289,916	25,813,704

*Included with "Other Foreign Countries" prior to 1910.

COLONY AND PROTECTORATE OF SOUTHERN NIGERIA.

TOTAL Quantities and Values of the Principal Articles of Merchandise Imported during the Years ended December 31, 1906 to 1910, inclusive.

ARTICLES.	1906.		1907.		1908.		1909.		1910.	
	Quantity.	Value.	Quantity.	Value.	Quantity.	Value.	Quantity.	Value.	Quantity.	Value.
		$		$		$		$		$
Aerated waters.....Doz.	.....	38,048	.....	56,506	74,818	52,526	80,356	58,517	102,856	76,202
Ale, beer, porter and cider.....	.....	40,359	.....	49,124	.....	55,066	.....	64,974	.....	77,278
Bags and sacks.....	.....	171,618	.....	260,332	.....	188,062	.....	217,909	.....	226,505
Beads.....	.....	88,719	.....	136,354	.....	197,884	.....	173,798	.....	183,478
Beef and pork.....	.....	66,668	.....	106,702	.....	96,165	.....	108,449	.....	136,578
Bicycles.....	.....	.....	.....	.....	.....	50,346	.....	47,708	.....	62,892
Books, printed.....	.....	.....	.....	.....	.....	31,288	.....	37,201	.....	39,249
Bread and biscuits.....Lbs.	.....	65,384	.....	96,862	2,860,857	82,184	3,594,251	132,003	6,109,605	229,619
Building and roofing materials.....	.....	734,779	.....	908,962	.....	1,128,176	.....	1,130,098	.....	†
Chemicals and drugs.....	.....	79,166	.....	99,314	.....	99,221	.....	91,858	.....	131,940
Coal.....Tons	27,610	174,913	32,988	191,781	47,392	255,154	60,572	291,294	82,260	314,962
Coopers' stores.....	.....	144,599	.....	596,001	.....	654,318	.....	813,190	.....	949,053
Cordage and twine.....	.....	57,845	.....	80,884	.....	84,957	.....	85,784	.....	124,071
Cotton goods.....	.....	3,702,633	.....	5,247,356	.....	4,785,928	.....	5,233,456	.....	6,359,819
Earthenware.....	.....	75,458	.....	98,340	.....	85,692	.....	96,131	.....	148,302
Firearms.....No.	16,505	59,631	28,117	77,317	16,389	56,385	5,010	34,547	13,075	48,039
Fish, salted and cured.....	.....	10,988	.....	38,710	.....	37,502	.....	89,381	.....	170,100
Flour.....	.....	49,532	.....	53,942	.....	75,020	.....	82,596	.....	103,986
Furniture.....	.....	61,962	.....	84,597	.....	89,308	.....	97,747	.....	91,425
Glassware.....	.....	.....	.....	.....	.....	28,674	.....	22,781	.....	33,001
Gunpowder.....Lbs.	781,214	53,752	1,328,968	92,107	1,238,725	98,423	869,362	68,547	1,396,713	108,634
Haberdashery.....	.....	56,648	.....	69,875	.....	89,109	.....	107,816	.....	54,170
Hardware and cutlery.....	.....	522,881	.....	972,617	.....	895,564	.....	542,083	.....	129,716
Implements and tools.....	.....	.....	.....	.....	.....	.....	.....	136,428	.....	207,242
Iron and steel and mfrs. of.....	.....	*	.....	*	.....	*	.....	*	.....	1,906,677
Oils:—Kerosene and lamp..Galls.	1,067,007	189,464	1,442,850	250,395	1,607,412	286,539	1,663,684	288,481	2,791,828	420,708
Kola nuts.....	.....	287,493	.....	366,840	.....	325,278	.....	427,235	.....	445,826
Leather goods.....	.....	.....	.....	.....	.....	42,812	.....	47,275	.....	55,100
Machinery.....	.....	.....	.....	.....	.....	223,064	.....	443,612	.....	245,323
Matches.....	.....	48,019	.....	48,817	.....	57,519	.....	75,482	.....	72,542
Musical instruments.....	.....	.....	.....	.....	.....	15,860	.....	19,632	.....	.....
Packages and freight.....	.....	.....	.....	.....	.....	2,256,196	.....	2,531,338	.....	2,856,218

Perfumery		24,936		46,029		31,599		57,894		48,832
Pipes for smoking						31,005		22,630		40,159
Provisions		374,100		532,894		512,299		546,886		598,103
Railway material		388,608		412,426		1,130,415		2,432,977		792,079
Rice ... Cwt.	112,051	240,437	129,325	299,265	135,926	317,511	169,977	322,688	237,732	539,752
Salt		190,155		231,561		184,612		222,723		238,077
Silk goods		293,543		236,695		206,989		160,381		473,858
Soap		113,627		153,237		145,323		178,208		244,170
Spirits:—										
Gin ... Galls.	2,708,855	1,225,290	3,208,554	1,536,942	2,404,969	1,236,099	2,573,950	1,230,060	4,093,095	1,926,888
Rum ... "	505,626	138,125	738,775	210,565	722,429	240,793	438,030	134,023	581,599	154,487
Whiskey ... "	24,558	118,892	36,267	77,886	38,833	86,193	45,201	96,263	54,211	104,857
Other ... "					69,436	55,455	29,668	42,335	16,729	36,962
Stationery		74,343		78,378		99,771		110,191		
Steam launches ... No.		55,042		126,300	14	132,758	12	73,871		
Sugar ... Cwt.		48,195		58,166	14,295	60,639	20,407	83,463		
Tobacco:—										
Cigars and cigarettes		54,453		57,811		70,089		105,402		149,811
Manufactured ... Lbs.	5,956,197	521,322	5,798,614	729,601	9,293	6,677	11,246	7,884	12,857	9,247
Unmanufactured					4,563,354	682,618	6,042,225	914,228	5,956,604	890,298
Umbrellas		77,774		140,136		105,232		62,989		94,190
Vehicles ... No.		42,573		59,870	764	86,728	488	67,145		
Wearing apparel		300,808		464,231		371,482		281,931		323,711
Wines ... Galls.	27,057	30,310	33,498	57,373	43,046	63,953	51,567	68,995		78,767
Woollen goods		87,405		132,665		126,782		141,191		168,625
All other articles						984,075		1,082,363		2,007,338
Total imports (mdse.)		13,856,942		18,684,791		19,693,317		22,044,072		24,928,866
Coin and bullion		1,464,628		2,917,888		1,159,522		2,106,975		3,576,830
Total imports		15,321,570		21,602,679		20,852,839		24,151,047		28,505,696

† Included with "Iron and steel and mfrs. of" subsequent to 1909.
* Classified as "Building, Roofing and Railway Materials" prior to 1910.

COLONY AND PROTECTORATE OF SOUTHERN NIGERIA.

TOTAL Quantities and Values of the Principal Articles of Merchandise Exported during the Years ended December 31, 1906 to 1910, inclusive.

ARTICLES.		1906.		1907.		1908.		1909.		1910.	
		Quantity.	Value.	Quantity	Value.	Quantity.	Value.	Quantity.	Value.	Quantity.	Value.
			$		$		$		$		$
Bags and sacks		.....	.....	.....	.....	.....	223,798	.....	254,819	.....	254,162
Cocoa	Lbs.	1,619,987	131,663	2,089,226	232,821	3,060,609	246,190	5,019,150	349,991	6,567,181	492,268
Cooper's stores		.....	.....	.....	.....	.....	770,792	.....	962,227	.....	991,622
Corn (maize)	Tons	.....	.....	.....	.....	15,530	251,582	10,162	167,092	5,096	81,220
Cotton, raw	Lbs.	2,695,923	262,268	4,089,530	472,276	2,294,356	259,476	5,032,916	502,580	2,478,336	381,931
Cotton goods		.....	58,239	.....	66,497	.....	32,339	.....	35,325	.....	45,775
Cotton seed	Lbs.	.....	.....	.....	.....	5,591,979	29,487	10,756,777	55,504	4,878,720	26,635
Country cloths		.....	19,092	.....	35,419	.....	6,968	.....	12,692	.....	9,767
Fibres		.....	.....	.....	.....	.....	27,438	.....	30 018	.....	19,058
Ground nuts	Cwt.	.....	.....	.....	.....	33,072	72,372	32,297	70,581	19,900	42,500
Guns	Lbs.	.....	.....	.....	.....	1,136,531	46,389	731,096	30,782	1,170,604	47,567
Leather		.....	.....	.....	.....	.....	33,244	.....	35'493	.....	72,503
Ivory	Lbs.	11,894	12,473	8,129	11,232	8,524	13,578	7,752	12,093	6,160	9,748
Palm kernels	Tons	113,347	5,810,502	133,630	8,070,354	136,558	6,933,029	158,849	8,837,705	172,998	11,927,299
Palm oil	Galls.	16,032,571	4,874,687	18,332,531	6,394,604	18,328,896	5,620,674	22,996,487	7,042,860	23,055,240	8,478,872
Potash		.....	10,020	.....	12,030	.....	8,774	.....	9,685	.....	9,631
Rubber	Lbs.	3,134,279	1,494,441	2,843,823	1,192,279	1,222,203	479,512	1,388,009	530,836	2,634,023	1,516,896
Shea products (shea butter prior to 1907)	"	813,120	33,088	7,222,634	153,840	9,603,798	200,745	22,482,006	405,193	10,759,972	244,862
Tin—Blocks	Tons	.....	.....	.....	.....	18	12,672	39	19,350	31	22,630
Ore	"	.....	.....	.....	.....	520	380,549	269	185,736	692	353,612
Wood and timber—Mahogany		.....	334,427	.....	336,973	.....	375,551	.....	225,676	.....	292,929
All other articles		.....	.....	.....	.....	.....	209,608	.....	246,381	.....	269,646
Totals (mdse)		.....	14,358,568	.....	18,801,549	.....	16,234,767	.....	20,022,619	.....	25,591,133
Coin and bullion		.....	978,327	.....	1,651,610	.....	357,101	.....	267,297	.....	222,572
Total exports		.....	15,336,895	.....	20,453,159	.....	16,591,868	.....	20,289,916	.....	25,813,705

CYPRUS.

VALUE of the Total Imports and Exports from and to each Principal Country during the Years ended December 31, 1906 to 1910, inclusive. *(Including Coin and Bullion.)*

Imports.					Countries.	Exports.				
1906.	1907.	1908.	1909.	1910.		1906.	1907.	1908.	1909.	1910.
$	$	$	$	$	*British Empire.*	$	$	$	$	$
745,294	944,494	770,515	704,002	575,254	United Kingdom	634,609	964,890	753,656	655,915	675,683
10,186	40,622	30,840	20,192	10,297	Other British Possessions	13,524	9,256	41,853	5,884	4,837
755,477	985,116	801,355	724,194	585,551	Totals, British Empire	648,133	974,146	795,509	661,799	680,520
					Foreign Countries.					
284,997	332,558	341,196	328,412	327,220	Austria-Hungary	122,251	95,498	62,351	118,479	149,825
46,423	59,777	66,722	58,385	48,637	Belgium	988	20,250	623	4,835	.....
716,554	600,034	465,511	401,461	729,425	Egypt	898,275	955,185	1,399,181	894,887	1,231,145
135,566	200,890	181,361	233,873	210,970	France	329,882	408,454	374,665	348,779	321,292
85,604	96,335	124,489	102,881	73,409	Germany	4,920	5,441	38,733	54,283	29,638
84,544	86,524	100,394	116,586	131,643	Greece	23,920	115,311	69,170	43,815	89,537
228,748	278,802	231,843	194,161	160,030	Italy	50,915	51,002	26,421	22,440	58,182
21,369	48,584	76,256	47,494	37,123	Russia	565	49	170	234	.....
530,681	662,237	565,414	642,648	486,701	Turkey	165,145	345,504	264,547	312,683	461,160
11,349	.....	5,124	29,312	5,577	United States	13,038	5,635	3,553	1,669	5,718
33,551	69,889	51,736	79,069	67,650	Other Foreign Countries	97,220	114,126	145,877	73,740	141,214
2,179,386	2,435,630	2,210,046	2,234,282	2,278,385	Totals, Foreign Countries	1,707,119	2,116,455	2,385,291	1,872,844	2,488,011
755,477	985,116	801,355	724,194	585,551	Totals, British Empire	648,133	974,146	795,509	661,799	680,520
2,934,863	3,420,746	3,011,401	2,958,476	2,863,936	Grand totals	2,355,252	3,090,601	3,180,800	2,534,643	3,168,531

CYPRUS.

TOTAL Quantities and Values of the Principal Articles of Merchandise Imported during the Years ended December 31, 1906 to 1910, inclusive.

ARTICLES		1906		1907		1908		1909		1910	
		Quantity.	Value.	Quantity.	Value.	Quantity.	Value.	Quantity.	Value.	Quantity.	Value.
			$		$		$		$		$
Agricultural implements		.....	20,260	.....	13,641	.....	4,156	.....	2,949	.....	1,450
Ale and beer		.....	13,086	.....	16,878	.....	13,198	.....	14,206	.....	7,791
Animals	No.	720	13,237	1,135	22,625	2,648	18,153	307	1,105	263	667
Arms and ammunition		.....	12,455	.....	26,387	.....	19,724	.....	18,352	.....	8,779
Books		.....	14,559	.....	15,369	.....	4,842	.....	15,413	.....	10,647
Bricks and tiles	No.	631,731	11,171	609,924	11,841	330,097	27,214	1,196,178	24,046	470,330	9,067
Butter	Cwt.	2,657	45,012	2,712	46,136	2,435	43,571	3,207	55,383	2,760	49,587
Candles	"	860	8,317	1,073	10,312	788	8,034	894	8,385	800	7,076
Cheese	"	720	9,451	523	8,044	471	7,378	615	9,708	474	6,760
Coal	Tons.	4,072	25,078	7,780	51,878	3,106	21,773	4,409	28,805	3,080	20,416
Coffee	Cwt.	4,205	44,905	4,184	41,464	5,013	45,635	4,159	40,812	4,072	46,705
Copper, unwrought	"	584	14,546	628	17,997	826	16,398	622	12,079	319	6,059
Corn—											
Beans and peas	"	5,846	16,707	11,030	31,969	7,656	22,522	7,627	23,009	11,558	33,005
Flour	"	23,519	57,339	18,410	47,781	6,121	19,014	70,308	214,338	99,299	278,645
Vetches	Bush.	13,132	8,551	61,607	54,555	57,359	51,498	69,851	66,168	37,169	29,691
Wheat	"	25,432	22,100	29,563	25,389	66	63	60,830	76,173	9,582	8,974
Cotton piece goods		.....	261,997	.....	336,452	.....	258,162	.....	224,373	.....	183,459
" yarn and thread	Cwt.	8,204	154,862	11,128	194,866	9,631	168,994	10,031	159,646	.....	75,185
Earthenware and glassware		.....	37,556	.....	48,073	.....	52,428	.....	50,905	.....	40,587
Fish, dried, &c	Cwt.	3,273	20,416	6,124	38,734	4,121	27,568	4,030	24,367	4,537	29,063
Fruits	"	2,157	6,604	3,361	11,247	2,272	7,344	3,508	9,743	2,763	10,054
Furniture		.....	15,520	.....	13,787	.....	10,346	.....	16,318	.....	9,898
Haberdashery and millinery		.....	65,267	.....	105,772	.....	76,144	.....	103,923	.....	56,360
Hardware and cutlery		.....	17,695	.....	20,669	.....	18,226	.....	14,512	.....	10,808
Hides and skins	No.	17,892	15,856	38,561	19,812	18,452	21,751	13,372	15,038	6,917	5,938
Iron and steel, unwrought	Cwt.	11,328	23,214	13,690	32,393	18,936	37,833	12,097	21,657	13,263	26,174
Iron manufactures		.....	49,129	.....	70,703	.....	61,963	.....	41,143	.....	39,882
Indigo	Lbs.	6,362	12,697	19,225	18,508	14,994	13,938	19,253	16,795	13,812	11,421
Jewellery		.....	6,225	.....	12,848	.....	4,701	.....	5,986	.....	6,443
Leather and leather mfrs.		.....	124,679	.....	169,317	.....	165,116	.....	149,572	.....	107,738

Linen and hemp manufactures		13,661		12,950		10,750		10,006		8,767
Machinery		94,204		108,507		59,553		61,256		54,798
Matches ... Gross	49,955	11,680	49,362	10,804	48,673	10,726	67,276	14,605	60,553	13,431
Medicines and medical appliances		12,819		16,294		16,303		16,751		15,198
Musical instruments		3,241		5,519		5,348		4,010		3,406
Oils—										
Olive ... Cwt.	7,876	61,330	8,981	82,353	788	7,100	3,851	43,138	7,559	83,862
Petroleum ... Galls.	449,761	75,268	335,508	57,202	579,050	99,124	535,634	83,239	402,809	61,128
Paints and colours ... Cwt.	631	3,032	996	5,324	940	4,468	1,076	5,276	922	4,662
Paper and paper goods		10,458		15,354		13,539		13,091		10,341
Perfumery		4,151		5,285		4,511		4,448		3,514
Provisions		44,438		39,405		40,018		48,740		45,090
Rice ... Cwt.	14,338	33,731	17,372	39,507	18,514	47,061	20,822	48,871	19,992	46,072
Sacks ... No.	372,202	52,901	398,738	78,957	502,651	72,367	296,506	34,461	204,638	28,839
Silk manufactures		36,768		43,128		24,567		20,620		17,320
Soap ... Cwt.	8,014	50,097	8,697	58,079	9,337	62,654	9,204	72,688	10,036	74,805
Stationery and playing cards		14,478		14,770		14,790		14,001		13,529
Stores: Government and military		159,218		122,187		141,746		87,600		86,091
Sugar ... Cwt.	30,039	96,014	30,656	102,482	32,196	113,208	29,663	106,935	28,561	119,564
Timber and firewood		119,735		144,549		161,943		142,077		125,233
Tobacco leaf ... Cwt.	4,188	65,082	4,772	89,673	4,873	92,262	4,615	94,331	4,170	88,276
Tumbeki ... Lbs.	95,446	11,407	77,815	12,580	69,096	8,691	37,064	4,380	91,837	10,871
Woollen manufactures		118,479		151,572		170,328		141,401		101,177
All other articles		202,734		309,468		332,814		288,719		246,975
Total imports (mdse.)		2,440,420		3,061,396		2,761,561		2,825,553		2,401,578
Coin and bullion		494,443		359,350		249,840		132,923		462,358
Total imports		2,934,863		3,420,746		3,011,401		2,958,476		2,863,936

CYPRUS.

TOTAL Quantities and Values of the Principal Articles of Merchandise Exported during the Years ended December 31, 1906 to 1910, inclusive.

ARTICLES.		1906.		1907.		1908.		1909.		1910.	
		Quantity.	Value.	Quantity.	Value.	Quantity.	Value.	Quantity.	Value.	Quantity.	Value.
			$		$		$		$		$
Animals	No.	22,352	133,298	13,743	106,682	8,834	94,870	10,634	124,378	17,875	233,395
Aniseed	Cwt.	3,149	15,651	1,968	11,028	1,110	5,863	460	2,555	1,162	6,458
Cheese	"	2,511	20,625	2,200	22,187	2,786	28,348	2,367	23,978	3,345	31,944
Carobs	Tons	44,965	766,267	42,381	737,835	57,010	919,026	44,059	768,797	37,485	708,538
Corn—Beans and peas	Cwt.	15,834	22,367	7,436	12,678	8,742	14,414	4,706	8,415	2,132	4,175
Barley	Bush.	610,519	277,624	1,435,460	727,946	838,947	448,365	496,385	273,813	541,518	253,103
Oats	"	49,452	16,741	75,581	26,708	35,437	12,804	36,898	13,188	129,582	42,743
Wheat	"	41,593	34,038	251,632	221,905	517,295	489,951	4,469	5,012	44,240	44,846
Cotton, raw	Cwt.	4,044	46,487	5,025	58,370	4,567	52,365	10,810	136,866	7,203	119,418
" manufactures		.....	9,860	.....	6,195	.....	11,869	.....	24,309	.....	34,651
Flax	Cwt.	3,931	5,183	2,178	2,798	2,314	3,012	649	3,947	2,378	4,506
Fruits—Grapes	"	9,563	7,237	7,399	5,650	6,807	6,477	7,078	5,321	7,588	5,918
Oranges and lemons	No.	8,421,217	29,473	6,555,635	25,881	5,669,320	24,113	4,910,875	17,140	8,015,691	25,705
Pomegranates	Cwt.	42,374	39,454	56,172	51,886	57,101	52,413	68,781	60,425	63,139	54,165
Raisins	"	56,692	126,854	40,498	88,826	43,570	87,459	46,412	62,576	62,981	168,576
Other fruit	"	4,968	16,884	7,841	25,934	4,683	15,486	4,931	15,057	4,562	12,205
Gypsum	Tons	20,597	55,660	24,209	68,148	20,992	57,562	10,920	29,755	6,496	17,782
Hides and skins	Cwt.	2,122	73,268	1,266	49,795	1,772	40,189	1,919	59,534	2,330	67,515
Linseed	"	26,500	55,962	20,007	47,460	10,922	25,501	6,041	14,274	5,338	14,224
Seasame	"	288	949	2,171	9,782	213	1,119	.....	.....	97	462
Silk cocoons	"	1,197	105,558	1,409	149,825	1,071	87,673	1,127	105,874	1,247	112,444
Spirits	Galls.	59,063	19,423	49,880	22,566	49,230	23,826	67,216	21,847	72,915	29,404
Sponges	Lbs.	2,078	6,853	23,559	92,486	4,071	15,271	7,529	26,810	5,807	17,169
Straw	Cwt.	72,681	13,349	57,083	12,955	60,220	14,225	25,492	8,395	61,233	12,215
Sumac and shinia	"	7,207	6,609	13,454	15,461	10,998	14,162	40	44	9,897	11,871
Terra umbra	Tons	2,255	6,258	6,519	20,279	2,254	16,407	3,376	20,012	3,072	15,748
Tobacco and tumbeki	Lbs.	19,216	13,958	32,572	26,382	33,961	5,717	3,767	667	5,266	1,133
Vegetables	Cwt.	50,018	38,530	52,451	48,389	50,159	44,408	57,098	47,786	67,488	37,502
Vinegar	Galls.	201,898	11,422	209,691	12,001	209,507	11,865	221,091	12,327	220,219	12,210
Wines	"	914,310	109,102	962,672	116,249	887,545	115,815	974,850	166,380	981,160	135,385
Wool, raw	Cwt.	4,102	54,799	3,324	40,534	3,503	34,475	4,851	54,584	6,596	73,987
All other articles		.....	119,997	.....	69,358	.....	90,941	.....	135,688	.....	178,562
Total exports (mdse)		.....	2,260,040	.....	2,937,179	.....	2,865,991	.....	2,189,757	.....	2,490,959
Coin and bullion		.....	95,212	.....	153,422	.....	314,809	.....	344,886	.....	677,572
Total exports		.....	2,355,252	.....	3,090,601	.....	3,180,800	.....	2,534,643	.....	3,168,531

DENMARK.

VALUE of the Total Imports and Exports of Merchandise from and to each Principal Country during the Years ended December 31, 1906 to 1910, inclusive.

NOTE:—Krone=26·8 cents.

Imports.					Countries	Exports.				
1906.	1907.	1908.	1909.	1910.(a)		1906.	1907.	1908.	1909.	1910.(a)
Kroner.	Kroner.	Kroner.	Kroner.	Kroner.		Kroner.	Kroner.	Kroner.	Kroner.	Kroner.
110,592,000	135,008,000	109,460,000	113,502,000	117,232,000	United Kingdom	291,172,000	341,774,000	337,033,000	329,567,000	341,418,000
243,000	76,000	583,000	444,000	.....	Africa	32,000	269,000	37,000	385,000	.....
945,000	736,000	1,471,000	1,013,000	.....	Austria-Hungary	29,000	27,000	69,000	47,000	.....
10,572,000	9,925,000	9,609,000	10,417,000	8,200,000	Belgium	2,128,000	1,841,000	1,428,000	1,981,000	2,100,000
1,058,000	4,081,000	3,480,000	1,222,000	.....	Danubian Provinces	.....	.....	.....	31,000	.....
5,399,000	7,500,000	9,407,000	10,546,000	26,416,000	East Indies, China, &c	3,598,000	6,068,000	3,360,000	3,764,000	1,881,000
17,959,000	17,278,000	16,411,000	16,264,000	15,843,000	France	1,579,000	1,160,000	658,000	1,026,000	2,736,000
233,692,000	257,837,000	238,475,000	256,039,000	241,556,000	Germany	124,385,000	129,392,000	121,895,000	133,051,000	124,511,000
4,000	29,000	35,000	249,000	.....	Greece and Turkey	26,000	25,000	48,000	100,000	.....
1,622,000	1,803,000	1,830,000	2,216,000	1,980,000	Greenland and Faroe Isles	1,377,000	1,531,000	1,553,000	1,297,000	1,546,000
18,454,000	22,918,000	17,982,000	22,094,000	14,502,000	Holland	716,000	1,010,000	2,587,000	2,099,000	3,291,000
5,322,000	6,096,000	5,320,000	6,013,060	5,804,000	Iceland	4,762,000	5,140,000	4,038,000	3,567,000	3,940,000
1,955,000	1,833,000	2,372,000	2,175,000	2,198,000	Italy	250,000	43,000	25,000	149,000	725,000
					North America:—					
.....	.....	.....	.....	.....	Canada	.....	.....	.....	.....	.....
128,613,000	124,128,000	112,910,000	86,196,000	51,692,000	United States	25,544,000	27,398,000	24,780,000	31,997,000	8,674,000
.....	22,000	.....	.....	.....	Other (Mexico)	.....	.....	.....	.....	.....
12,168,000	13,655,000	10,717,000	10,674,000	7,403,000	Norway	14,280,000	18,500,000	22,079,000	18,600,000	10,986,000
2,042,000	3,058,000	3,315,000	3,241,000	2,045,000	Portugal (includes Madeira)	50,000	3,000	4,000	53,000	.....
77,317,000	76,469,000	66,673,000	83,248,000	49,219,000	Russia	32,391,000	35,390,000	40,129,000	29,838,000	7,992,000
					South America:—					
6,000	.....	11,058,000	8,939,000	11,080,000	Brazil	.....	.....	195,000	88,000	1,742,000
2,253,000	3,454,000				Other	24,000	734,000			
1,824,000	2,494,000	2,319,000	2,925,000	2,590,000	Spain	15,000	19,000	4,000	274,000	1,316,000
62,628,000	67,173,000	58,050,000	58,274,000	56,304,000	Sweden	48,385,000	53,071,000	46,120,000	39,542,000	23,139,000
428,000	472,000	425,000	659,000	.....	Switzerland	.....	3,000	.....	.....	.....
3,000	24,000	1,000	40,000	301,000	West Indies, Danish	25,000	30,000	32,000	4,000	311,000
4,000	145,000	617,000	361,000	2,675,000	" Other	526,000	519,000	675,000	287,000	1,881,000
30,523,000	32,952,000	29,088,000	28,316,000	.....	Other Countries	8,217,000	10,978,000	10,194,000	10,334,000	.....
725,626,000	788,866,000	711,608,000	725,037,000	634,407,000	Totals	559,508,000	604,922,000	616,943,000	608,081,000	548,074,000

(a) Excluding transhipments.

DENMARK.

TOTAL Quantities and Values of the Principal Articles Imported (Merchandise only) during the Years ended December, 31, 1906 to 1910, inclusive.

NOTE:—Krone=26·8 cents. Pund=1·102 lbs. Ton=2,204 lbs. Pot=·2126 galls.

ARTICLES.		1906.		1907.		1908.		1909.		1910.(a)	
		Quantity.	Value.	Quantity.	Value.	Quantity.	Value.	Quantity.	Value.	Quantity.	Value.
			Kroner.		Kroner.		Kroner.		Kroner.		Kroner.
Animals:—											
Horses	No.	24,034	7,614,000	24,195	7,883,000	17,022	5,524,000	10,862	3,367,000	13,099	5,036,000
Cattle	"	10,655	1,951,000	4,120	577,000	1,696	230,000	2,952	390,000	19,354	3,733,000
Sheep, goats and swine	"	1,358	32,000	361	6,000	453	16,000	1,159	39,000	3,231	8,000
Bran	Pund	184,975,000	8,551,000	165,614,356	8,280,000	114,235,812	5,643,000	157,604,200	7,970,000	97,918,000	4,735,000
Butter	"	37,623,000	32,589,000	36,870,656	30,872,000	29,742,620	27,538,000	32,042,800	29,098,000	11,322,000	4,983,000
Cheese	"	1,690,000	1,201,000	1,666,000	1,167,000	1,563,346	1,092,000	1,593,800	1,111,000	.....	.....
Coal	Tons	2,808,000	41,606,000	3,606,076	51,987,000	3,116,172	49,764,000	3,259,492	47,764,000	2,771,000	40,509,000
Cocoa and chocolate	Pund	3,710,000	2,739,000	4,030,000	3,681,000	4,156,637	3,195,000	4,819,200	3,123,000	.....	.....
Coffee, raw, not roasted	"	35,484,000	14,004,000	36,584,614	13,124,000	35,857,634	12,550,000	43,053,200	16,320,000	29,416,000	13,090,000
Cordage	"	5,970,000	1,997,000	7,113,000	2,388,000	6,177,873	1,869,000	9,372,400	2,568,000	.....	.....
Cotton raw	"	22,860,000	11,547,000	19,360,000	10,646,000	21,460,891	10,408,000	15,577,600	8,100,000	.....	.....
" yarn	"	4,400,000	4,271,000	4,007,032	4,510,000	2,728,476	2,876,000	3,699,300	4,139,000	3,096,000	4,438,000
" flax and hemp manufactures		.....	21,584,000	.....	22,689,000	.....	17,717,000	.....	19,495,000	17,686,000	18,172,000
Earthenware and chinaware		.....	4,940,000	.....	4,990,000	.....	3,381,000	.....	3,355,000	.....	.....
Eggs		.....	5,282,000	.....	3,625,000	.....	2,613,000	.....	2,709,000	.....	.....
Fish, fresh	Pund	24,902,000	2,300,000	25,806,520	2,262,000	42,950,137	3,282,000	47,024,000	3,490,000	9,694,000	1,133,000
" preserved	"	41,408,000	6,542,000	48,906,971	6,763,000	45,592,180	6,280,000	55,796,766	6,535,000	18,892,000	2,630,000
Fruits	"	41,430,000	8,246,000	45,530,000	10,433,000	.....	12,032,000	.....	9,233,000	.....	.....
Glass and glassware	"	.....	3,232,000	.....	3,498,000	.....	3,254,000	.....	2,430,000	.....	.....
Grain:											
Barley	Pund	133,847,000	6,277,000	50,386,231	2,912,000	95,554,168	5,255,000	234,287,000	12,417,000	212,496,000	10,349,000
Buckwheat	"	3,450,000	200,000	2,800,000	218,000	2,653,200	208,000	2,526,600	164,000	.....	.....
Maize	"	1,625,884,000	45,038,000	911,655,171	43,759,000	536,460,202	28,701,000	473,182,000	26,167,000	364,822,000	18,843,000
Malt	"	4,950,000	545,000	5,370,000	591,000	4,666,034	560,000	1,712,000	197,000	.....	.....
Oats	"	69,616,000	3,759,000	46,332,658	2,729,000	102,567,368	5,436,000	128,910,600	7,477,000	176,256,000	8,989,000
Peas and beans	"	9,210,000	745,000	10,490,000	826,000	13,501,556	1,216,000	15,639,200	1,269,000	.....	.....
Rice	"	21,350,000	2,135,000	20,850,000	2,397,000	19,440,422	2,333,000	24,260,100	2,863,000	.....	.....
Rye	"	249,447,000	13,096,000	216,177,498	14,419,000	237,120,311	15,579,000	295,779,400	17,984,000	362,710,000	19,133,000
Wheat	"	264,027,000	16,238,000	204,406,905	14,554,000	246,509,642	18,168,000	220,588,000	17,647,000	153,706,000	11,182,000

Grain products :—											
Barley meal	Pund	8,950,000	555,000	9,950,000	696,000	7,627,174	584,000	8,107,800	588,000	...	...
Buckwheat meal	"	3,260,000	313,000	3,830,000	421,000	3,775,487	419,000	4,612,000	461,000	...	...
Maize meal	"	10,820,000	757,000	9,580,000	697,000	5,927,899	486,000	5,086,000	417,000	...	...
Oat meal	"	6,400,000	647,000	9,970,000	1,182,000	5,812,936	725,000	5,876,400	705,000	...	...
Rye meal	"	28,560,000	1,942,000	23,390,000	1,883,000	24,691,813	2,094,000	37,166,400	2,725,000	...	...
Wheat flour	"	115,420,000	9,464,000	129,120,000	11,492,000	136,157,796	13,874,000	116,732,700	12,840,000	...	...
Gutta percha	"	2,730,000	7,270,000	3,150,000	8,154,000	2,954,575	9,564,000	2,561,228	5,669,000	...	...
Hides and skins : —											
Raw	"	37,936,000	21,080,000	30,351,677	16,169,000	29,090,010	14,194,000	37,507,600	20,892,000	7,250,000	3,977,000
Prepared	"	2,693,000	5,129,000	2,792,345	5,593,000	2,613,592	5 297,000	2,069,480	4,942,000	2,282,000	5,920,000
Manufactured :—											
Boots and shoes	"	640,000	3,569,000	702,816	4,225,000	635,250	3,790,000	563,100	2,976,000	...	...
Gloves	"	20,000	706,000	17,936	613,000	21,222	727,000	20,262	316,000	...	...
Other manufactures	"	380,000	2,083,000	386,129	2,239,000	350,377	1,997,000	368,280	1,865,000	...	...
Hops	"	1,190,000	1,190,000	1,170,824	1,756,000	1,220,923	1,221,000	1,114,000	902,000	...	...
Iron and steel wares	"	447,429,000	53,376,000	484,315,659	60,762,000	372,123,878	47,574,000	401,158,828	48,878,000	251,904,000	34,417,000
Lard and fat	"	62,108,000	23,930,000	73,972,841	29,624,000	73,431,541	33,835,000	46,340,300	23,865,000	20,698,000	10,468,000
Manures	"	247,900,000	8,252,000	274,440,000	9,954,000	275,857,709	9,667,000	250,778,600	9,732,000	...	...
Meat—Hams, sausages, &c.	"	30,296,000	9,777,000	38,228,815	12,002,000	32,426,446	10,771,000	20,686,486	6,966,000	7,480,000	3,405,000
Metal wares except iron and steel	"	15,178,000	11,751,000	14,685,925	11,893,000	12,410,207	9,759,000	11,613,276	8,416 000	10,864,000	12,665,000
Oil—Petroleum and other	"	192,772,000	11,077,000	190,323,915	13,138,000	225,918,997	15,022,000	255,750,900	14,976,000	168,376,000	12,145,000
Oil cake	"	826,162,000	48,744,000	931,131,553	56,520,000	957,591,183	57,554,000	986,357,500	59,367, 000	839,852,000	50,819,000
Ores	"	106,270,000	5,773,000	105,740,000	6,133,000	103,520,234	5,590,000	93,798,000	4,924,000	...	...
Paints	"	15,900,000	3,883,000	15,821,461	3,889,250	13,814,685	3,099,000	14,957,846	2,867,000	...	...
Paper	...	...	6,243,000	...	10,301,000	...	8,759,000	...	10,133,000	...	...
Seeds, oleaginous, &c	Pund	125,506,000	20,966,000	134,439,103	26,182,000	150,246,675	27,018,000	149,453,100	27,889,000	159,430,000	24,899,000
Ships	...	...	11,394,000	...	13,928,000	...	1,314,000	...	4,334,000	...	...
‡Silk manufactures	Pund	337,000	5,598,000	377,388	6,446,000	321,514	5,175,000	425,160	7,648,000	4,520,000	8,359,000
Spirits	Potter	2,990,000	2,034,000	3,157,699	1,921,000	2,432,727	1,849,000	2,345,661	1,230,000	...	...
Starch, potato	Pund	20,650,000	1,716,000	22,374,795	1,924,000	20,806,746	1,841,000	28,972,900	2,926,000	...	...
Stone, rough and hewn	...	...	2,640,000	...	2,529,000	...	2,586,000	...	2,163,000	...	...
Sugar, raw and refined	Pund	43,444,000	4,563,000	72,975,818	6,985,000	69,827,576	7,264,000	79,135,300	8,595,000	46,738,000	6,766,000
Tea	"	1,290,000	1,235,000	1,302,775	1,367,000	1,243,460	1,181,000	1,167,700	1,168,000	...	...
Tobacco, leaf and manufactured	"	11,923,000	8,215,000	14,473,940	10,212,000	11,221,369	7,171,000	8,536,278	6,866,000	9,420,000	7,922,000
Wines	Potter	7,140,000	5,033,000	6,167,641	4,486,000	6,075,691	4,619,000	6,094,850	4,685,000	...	...
Wood and manufactures of	...	...	34,790,000	...	39,516,000	...	29,030,000	...	34,034,000	...	33,489,000
Wool, raw	Pund	9,802,000	9,413,000	10,230,323	10,435,000	6,110,271	6,387,000	6,821,700	6,364,000	3,112,000	2,997,000
‡Wool manufactures	"	6,290,000	26,737,000	6,395,558	24,490,000	5,343,772	19,475,000	5,914,634	21,552,000	5,154,000	19,457,000
Total value of principal and other articles imported		...	725,626,000	...	788,866,000	...	711,608,000	...	725,037,000	...	577,166,000

‡Exclusive of 'Ready-made clothing.'

(a) Imports for consumption (special trade) only in this year.

DENMARK

TOTAL Quantities and Values of the Principal Articles of Domestic Produce Exported (Merchandise only) during the Years ended December 31, 1906 to 1910, inclusive.

NOTE:—Krone=26·8 cents. Pund=1·102 lbs. Pot=·2126 galls.

ARTICLES.		1906.		1907.		1908.		1909.		1910.	
		Quantity.	Value.	Quantity.	Value.	Quantity.	Value.	Quantity	Value.	Quantity.	Value.
			Kroner.		Kroner.		Kroner.		Kroner.		Kroner.
Animals:—											
Horses	No.	25,411	17,410,000	19,716	13,654,000	18,631	12,366,000	22,653	15,000,000	26,106	17,666,000
Cattle	"	105,102	24,579,000	98,640	23,091,000	121,635	27,260,000	124,903	27,024,000	140,825	34,093,000
Sheep and goats	"	1,139	46,000	756	30,000	711	28,000	511	20,000	717	29,000
Swine	"	57	4,000	86	5,000	14	1,000	43	4,000	43	4,000
Beer	Potter	3,979,000	726,000	3,993,215	754,000	4,018,577	744,000	3,688,300	661,000	.....	685,000
Butter	Pund	154,357,000	156,363,000	166,313,889	162,988,000	174,077,811	178,430,000	174,119,700	174,989,000	171,894,000	176,192,000
" in boxes hermetically sealed	"	4,440,000	5,417,000	4,989,472	6,087,000	3,785,891	4,619,000	4,318,800	5,312,000	5,056,000	6,244,000
Cement		.....	905,000	.....	1,254,000	.....	1,709,000	.....	2,243,000	.....	.....
Earthenware and glassware		.....	1,238,000	.....	1,3[illegible]1,000	.....	1,360,000	.....	1,421,000	.....	.....
Eggs	Score	19,765,000	25,496,000	20,106,106	26,540,000	21,254,325	27,418,000	19,206,987	26,121,000	20,363,000	26,635,000
Fish, fresh	Pund	44,000,000	7,000,000	50,931,929	7,800,000	46,153,863	7,378,000	43,079,100	6,900,000	28,986,000	4,699,000
" preserved and salted	"	149,000	40,000	180,224	47,000	121,461	31,000	325,850	53,000	304,000	108,000
Grain and flour:											
Barley	"	76,143,000	4,721,000	78,061,243	5,191,000	91,184,004	6,291,000	60,274,100	3,978,000	101,962,000	6,220,000
Wheat	"	11,221,000	696,000	18,394,060	1,324,000	23,320,929	1,633,000	11,613,000	929,000	43,734,000	2,952,000
Wheat flour	"	3,173,000	301,000	3,615,596	362,000	4,110,518	423,000	2,201,510	248,000	2,372,000	261,000
Hides and skins, undressed	"	16,731,000	12,700,000	14,977,487	11,233,000	17,525,390	12,267,000	18,589,700	14,310,000	22,268,000	11,916,000
" prepared and manufactured	"	210,000	295,000	211,500	438,000	106,000	245,000	111,236	249,000	208,000	476,000
Iron and steel manufactures	"	13,300,000	5,532,000	14,599,456	5,705,000	10,038,260	5,644,000	7,818,668	5,680,000	11,290,000	2,409,000
Lard and fat	"	6,078,000	2,787,000	6,757,594	3,033,000	8,634,071	3,871,000	7,103,300	3,290,000	7,758,000	3,810,000
Meat:—Hams, sausages, &c.	"	213,651,000	95,955,000	246,652,118	107,227,000	281,385,563	112,755,000	258,029,300	119,134,000	261,090,000	135,699,000
Milk and cream	"	.....	.....	38,560,000	5,985,000	38,416,767	6,061,000	41,587,040	8,262,000	.....	.....
Oils	"	9,650,000	3,300,000	9,500,000	3,250,000	9,455,063	2,930,000	9,463,740	3,113,000	.....	.....
Ores	"	36,490,000	1,870,000	37,250,000	1,937,000	39,738,870	1,987,000	43,091,700	1,950,000	.....	.....
Paper	"	1,650,000	166,000	2,080,000	188,000	.....	253,000	.....	152,000	.....	.....
Seeds, other than oleaginous	"	950,000	530,000	835,000	585,000	710,000	550,000	1,634,200	595,000	2,348,000	1,332,000
Ships		.....	2,869,000	.....	9,624,000	.....	6,587,000	.....	3,900,000	.....	.....

Spirits ... ...Potter	291,000	111,000	336,881	111,000	215,823	77,000	403,820	134,000	.....	380,000
Stone and manufactures of.	.....	955,000	.....	1,223,000	.....	958,000	.....	996,000	.....	.....
Sugar..... .. Fund	27,000	3,000	30,992	4,000	39,131	6,000	1,911,700	169,000	3,044,000	512,000
Tobacco, manufactured.... "	414,000	783,000	426,323	850,000	405,862	901,000	403,662	913,000	680,000	1,093,000
Wood and manufactures of. ..	.....	498,000	... . .	477,000	.....	573,000	.. . .	902,000	.....	787,000
Wool, raw..... .. Fund	2,241,000	2,100,000	1,736,084	1,600,000	1,754,238	1,415,000	1,703,000	1,380,000	1,508,000	1,598,000
" manufactures. ... .. "	29,000	155,000	18,464	64,000	19,670	87,000	23,352	92,000	68,000	246,000
Total value of principal and other articles exported.....	.....	393,512,000	.. ..	416,863,000	.....	616,943,000	.....	608,081,000	... .	548,074,000

EGYPT.

VALUE of the Total Imports for Consumption and Exports of Domestic Produce (Merchandise only) from and to each Principal Country during the Years ended December 31, 1906 to 1910, inclusive.

NOTE:—£ Egyptian = $4.94.

Imports.					Countries.	Exports.				
1906.	1907.	1908.	1909.	1910.		1906.	1907.	1908.	1909.	1910.
£ Egyptian.	£ Egyptian.	£ Egyptian.	£ Egyptian.	£ Egyptian.		£ Egyptian.	£ Egyptian.	£ Egyptian.	£ Egyptian.	£ Egyptian.
8,056,443	8,705,917	8,543,941	6,917,388	7,480,467	United Kingdom *(a)*	13,418,499	15,237,421	11,156,822	13,111,580	14,354,033
609,604	572,704	558,677	552,670	561,506	America	1,532,180	2,101,785	1,154,832	1,913,514	1,905,000
1,718,813	2,059,423	1,632,273	1,432,966	1,617,182	Austria-Hungary	1,259,584	1,315,397	1,030,072	1,291,848	1,434,821
1,229,698	1,027,590	725,747	678,446	871,214	Belgium	165,781	90,251	81,820	85,899	78,985
970,648	1,086,827	993,414	974,975	967,190	British East Indies	103,987	122,165	149,666	110,175	82,822
281,035	251,642	437,217	537,835	551,979	China and Japan	226,123	365,121	356,265	465,938	472,124
2,785,281	3,227,669	2,980,487	2,958,104	2,703,443	France and Algeria	2,153,087	2,049,000	1,687,424	2,298,541	2,479,919
1,307,675	1,392,381	1,118,997	1,129,045	1,262,439	Germany	2,035,054	2,252,954	1,848,932	2,481,826	3,088,632
321,973	342,328	378,639	379,233	448,121	Greece	16,452	24,729	17,139	37,515	27,037
1,210,221	1,361,449	1,187,786	996,753	1,169,315	Italy	771,757	791,044	704,070	736,694	825,856
39,457	48,486	47,339	27,800	28,904	Morocco	.....	.....	.....	.....	.....
75,032	76,145	68,612	75,218	77,423	Persia	.....	.....	.....	.....	.....
246,929	255,979	533,626	427,179	502,805	Roumania	.....	.....	.....	.....	.....
527,944	676,868	974,014	758,942	602,879	Russia	1,399,954	1,599,580	1,377,577	1,515,614	1,659,641
.....	.....	.....	.....	.....	Spain	448,725	499,470	416,075	329,903	517,060
457,135	603,821	500,034	456,124	393,169	Sweden	.....	.....	.....	.....	.....
150,594	208,876	127,040	118,695	107,274	Switzerland	798,529	985,205	717,715	830,928	943,086
3,041,237	2,973,108	3,192,976	2,642,178	2,905,438	Turkey	335,927	337,410	385,695	502,404	666,449
981,281	1,249,787	1,099,181	1,166,449	1,272,252	Other Countries	211,361	241,468	231,896	363,621	408,535
24,011,000	26,121,000	25,100,000	22,230,000	23,553,000	Totals	24,877,000	28,013,000	21,316,000	26,076,000	28,944,000

(a) Including British Possessions in the Mediterranean.

EGYPT.

TOTAL Quantities and Values of the Principal Articles Imported for Consumption (Merchandise only) during the Years ended December 31, 1906 to 1910, inclusive.

NOTE:—£ Egyptian=$4.94. Kilog=2·204 lbs. Hectol=21·99 galls. Metre=39·37 inches.

ARTICLES.	1906.		1907.		1908.		1909.		1910.	
	Quantity.	Value.	Quantity.	Value.	Quantity.	Value.	Quantity.	Value.	Quantity.	Value.
		£ Egyptian.		£ Egyptian.		£ Egyptian.		£ Egyptian.		£ Egyptian.
Butter, fresh and salted...Kilogs.	1,342,082	101,358	1,597,131	130,175	1,347,403	112,514	1,125,058	98,339	1,331,838	120,472
Cheese..... "	4,565,367	172,760	3,923,963	159,524	4,115,344	174,273	4,058,386	184,343	4,186,609	199,859
Clothing, ready-made....	.....	353,397	.....	423,650	.....	278,047	.....	266,020	.....	294,970
Coal.... .....Tons (a)	1,409,754	1,081,118	1,576,334	1,389,861	1,483,843	1,476,391	1,403,125	1,135,790	1,373,131	1,185,891
Coffee.....Kilogs.	8,346,970	334,300	6,793,258	261,739	9,591,797	343,825	8,616,040	321,672	6,522,626	293,881
Corn—Wheat.... .....Hectols.	278,158	125,111	226,269	112,838	249,759	145,509	67,550	41,309	13,138	6,949
Cotton yarn.... .....Kilogs.	2,506,199	198,106	2,912,474	220,749	3,024,910	228,942	2,459,473	180,992	2,768,781	224,362
Cotton thread for sewing... "	42,607	45,009	.....	56,982	.....	63,494	.....	68,395	.....	65,847
Cotton piece goods..... Metres.	23,686,381	3,109,715	33,102,394	3,168,088	36,144,811	3,276,232	43,647,865	3,046,766	55,374,922	3,403,518
Flour of wheat and maize. Kilogs.	149,737,413	1,236,200	140,680,720	1,227,086	170,675,118	1,753,270	170,281,459	1,792,214	121,603,987	1,246,067
Indigo..... "	867,237	143,859	819,801	135,897	781,153	117,768	656,407	96,085	724,901	103,139
Iron and steel manufactures.....	.....	1,568,875	.....	1,868,180	.....	1,165,842	.....	884,727	.....	1,161,210
Linen, manufactures of.....	.....	139,971	.....	154,265	.....	128,528	.....	115,797	.....	98,373
" hosiery, drapery, &c....	.....	498,290	.....	669,620	.....	453,412	.....	493,820	.....	560,327
Machinery and locomotives.....	.....	1,205,301	.....	1,069,537	.....	796,843	.....	531,898	.....	518,877
Petroleum..... Casks.	551,846	262,479	372,920	297,000	72,173	358,915	11,581	379,018	36,441	322,656
Rice... .... Kilogs.	46,182,307	372,107	43,300,473	385,569	46,480,795	406,370	55,777,220	446,697	40,912,570	325,813
Sacks, empty .. .. "	9,740,923	211,950	9,308,485	252,836	11,282,626	250,651	12,054,241	235,806	12,393,554	237,656
Silk, thrown or in yarn.... "	197,051	132,521	231,657	172,600	243,572	173,283	161,144	102,792	225,842	147,536
Soap, common.... ..... "	6,962,386	144,425	5,617,417	124,791	8,929,422	212,932	5,836,283	147,662	9,529,529	263,785
Tobacco, raw and man'f'd. "	8,377,023	695,452	8,632,956	716,20	8,791,760	860,542	8,641,788	839,185	8,345,904	1,155,071
Wine.....Doz. bottles.	46,397	177,786	50,047	196,047	35,791	166,015	36,500	157,505	37,139	158,318
Wood for building.	.....	1,311,039	.....	1,307,493	.....	1,424,593	.....	1,100,893	.....	1,156,708
" for fuel.... ..1,000 kilogs.	39,283	35,981	28,945	27,351	32,588	30,170	27,829	26,722	28,072	27,562
Woollen and silk manufactures	.....	552,950	.....	789,692	.....	612,768	.....	543,989	.....	599,998
Total value of principal and other articles imported...	.....	24,011,000	.....	26,121,000	.....	25,100,000	.....	22,230,000	.....	23,553,000

(a) English tons of 1,016 kilogrammes.

EGYPT.

TOTAL Quantities and Values of the Principal Articles of Domestic Produce Exported (Merchandise only) during the Years ended December 31, 1906 to 1910, inclusive.

NOTE:—£ Egyptian=$4.94. Kilog=2·204 lb.. Cantar=99.05 lbs. Hectol=21·99 galls.

ARTICLES.	1906.		1907.		1908.		1909.		1910.	
	Quantity.	Value.	Quantity.	Value.	Quantity.	Value.	Quantity.	Value.	Quantity.	Value.
		£ Egyptian.		£ Egyptian.		£ Egyptian.		£ Egyptian.		£ Egyptian.
Beans ..... Hectols.	23,689	11,462	41,249	19,645	19,553	9,783	11,947	6,505	210,868	87,904
Corn—Wheat ..... "	46,237	23,165	49,207	23,524	44,689	27,048	8,780	5,113	32,723	16,312
Maize ..... "	7,500	3,022	32,605	11,861	19,455	7,872	22,029	10,387	65,192	22,051
Cotton ..... Cantars	6,696,567	20,528,002	6,859,220	23,597,844	6,348,489	17,091,603	6,952,478	21,477,739	6,009,406	24,241,712
Cotton-seed ..... Hectols.	7,312,397	2,180,632	7,818,699	2,555,067	7,408,475	2,470,996	6,550,050	2,432,930	5,294,156	2,159,993
Hides and skins, untanned ..... Kilogs.	2,607,424	154,821	2,212,565	126,630	2,282,162	115,469	3,953,725	189,453	4,245,548	205,379
" " tanned ..... "	268,651	20,728	214,241	16,534	234,405	18,719	348,027	29,779	264,863	21,895
Oilcake ..... 1,000 kilogs.	74,454	238,293	66,015	211,251	67,426	215,765	75,604	241,925	62,030	283,111
Onions ..... " "	80,597	217,030	64,999	162,555	79,574	198,962	73,837	259,947	90,786	264,857
Rags ..... " "	2,270	5,431	1,434	3,093	1,571	3,285	.....	.....	.....	.....
Sugar (from the cane) ..... Kilogs.	4,760,840	43,199	4,176,058	37,071	3,918,575	50,016	4,530,270	60,649	6,834,177	113,538
Tobacco—Cigarettes ..... "	590,047	465,863	491,894	393,509	456,258	364,997	457,232	365,801	473,909	379,128
Wool, raw ..... "	2,144,483	120,314	1,857,233	103,976	1,193,056	53,646	1,808,999	65,990	1,980,393	106,090
Total value of principal and other articles exported	.....	24,877,000	.....	28,013,000	.....	21,316,000	.....	26,076,000	.....	28,944,000

FIJI.

VALUE of the Total Imports and Exports from and to each Principal Country during the Years ended December 31, 1906 to 1910, inclusive.

Imports.					Countries.	Exports.				
1906.	1907.	1908.	1909.	1910.		1906.	1907.	1908.	1909.	1910.
$	$	$	$	$	*British Empire.*	$	$	$	$	$
208,823	280,320	.....	.....	676,685	United Kingdom	.....	5,937	2,521	.....	.....
84,923	88,048	156,575	108,289	106,171	Canada	98,487	723,221	269,102	170,992	349,650
76,343	115,237	132,461	101,781	190,627	India	.....	.....	.....	.....	.....
1,836,442	2,160,639	2,518,748	2,409,638	2,114,099	New South Wales	960,695	1,326,556	1,346,704	2,187,388	1,801,552
531,882	417,706	333,863	386,177	404,960	New Zealand	1,801,557	2,110,182	2,655,097	2,213,263	2,676,414
.....	.....	.....	8,662	117,511	Victoria	.....	.....	.....	36,492	20,367
30,395	20,602	11,637	3,059	44,735	Other British Possessions	704	375	663	316	672
2,768,808	3,082,552	3,153,284	3,017,606	3,654,788	Totals, British Empire	2,861,443	4,166,271	4,274,087	4,608,451	4,848,655
					Foreign Countries.					
.....	.....	.....	.....	.....	Azores	.....	121,667	.....	.....	.....
.....	.....	.....	.....	4,427	France	75,141	.....	.....	.....	.....
73	1,100	1,119	3,747	.....	Hawaii	4	83	58	231	.....
192,058	19,710	47,090	61,598	384,248	United States	.....	.....	.....	.....	45,956
5,275	25,939	23,423	13,466	191,120	Other Foreign Countries	5	1,285	706	713	370
197,406	46,749	71,632	78,811	579,795	Totals, Foreign Countries	75,150	123,035	764	944	46,326
2,768,808	3,082,552	3,153,284	3,017,606	3,654,788	Totals, British Empire	2,861,443	4,166,271	4,274,087	4,608 451	4,848,655
2,966,214	3,129,301	3,224,916	3,096,417	4,234,583	Grand totals	2,936,593	4,289,306	4,274,851	4,609,395	4,894,981

FIJI.

TOTAL Quantities and Values of the Principal Articles of Merchandise Imported during the Years ended December 31, 1906 to 1910, inclusive.

ARTICLES.	1906.		1907.		1908.		1909.		1910.	
	Quantity.	Value.	Quantity.	Value.	Quantity.	Value.	Quantity.	Value.	Quantity.	Value.
		$		$		$		$		$
Bacon and hams		10,483		12,950		13,549		13,159		14,269
Bags and sugar mats		61,325		97,091		123,915		100,058		94,891
Books and stationery		32,538		36,724		40,997		43,590		49,772
Bran		19,057		24,167		31,526		20,715		22,640
Breadstuffs and biscuits		190,102		198,916		248,273		276,003		280,475
Butter		52,374		59,947		70,387		59,088		44,060
Cement		20,527		17,389		34,996		13,271		26,397
Coal		86,567		124,377		96,311		115,641		135,400
Confectionery		6,224		7,592		9,008		9,300		10,103
Cordage		15,172		21,428		17,822		18,805		19,802
Dholl and gram		11,540		15,317		15,179		13,933		12,721
Drapery		489,318		575,308		572,155		555,663		632,083
Drugs		23,700		29,619		31,920		28,136		29,355
Fish		29,906		44,215		52,598		58,608		55,149
Furniture		17,638		18,474		20,892		21,020		27,395
Galvanized iron and goods		73,598		64,814		86,033		91,926		138,179
Glassware and crockery		13,694		16,007		16,965		16,745		20,746
Grain		7,306		18,630		2,487		11,353		13,140
Grease		14,220		18,110		19,345		18,279		24,518
Hardware and cutlery		233,658		241,587		245,139		216,430		260,814
Iron rails and fish plates		79,783		136,500		26,392		50,392		49,523
Jewellery		15,052		18,210		17,822		19,315		21,146
Leather and manufactures of		46,885		61,320		61,198		64,576		83,458
Liquors		71,803		82,942		84,991		79,287		98,613
Live stock		197,489		35,089		55,399		59,446		267,292
Machinery		312,921		220,674		242,224		132,334		278,155
Manures		63,232		34,164		21,787		33,697		32,140
Meats		71,472		71,404		74,494		89,405		123,580
Nails		11,573		11,933		10,935		8,356		15,311
Oils		72,800		106,784		97,051		104,322		106,361
Paints		13,685		21,837		19,004		19,029		21,895

Rice	.....	71,802	.....	55,732	.....	54,584	.....	58,896	.....	73,482
Sewing machines	.....	4,690	.....	6,134	.....	7,980	.....	7,310	.....	10,521
Sugar	.....	24,318	.....	18,810	.....	20,303	.....	22,986	.....	28,377
Timber	.....	129,239	.....	136,305	.....	190,330	.....	156,536	.....	211,227
Tobacco	.....	38,194	.....	48,316	.....	52,078	.....	50,273	.....	61,460
Umbrellas and parasols	.....	6,570	.....	12,488	.....	8,097	.....	8,565	.....	12,244
Vegetables and fruits—Dried	.....	9,504	.....	12,863	.....	13,320	.....	12,296	.....	15,549
Green	.....	32,743	.....	24,294	.....	36,918	.....	34,222	.....	40,870
All other articles, including goods re-exported	.....	283,518	.....	370,840	.....	380,512	.....	383,451	.....	566,628
Total imports (m'lse.)	.....	2,966,214	.....	3,129,301	.....	3,224,916	.....	3,096,417	.....	4,029,741
Coin and bullion	.....	285,775	.....	250,633	.....	136,607	.....	184,996	.....	204,842
Total imports	.....	3,251,989	.....	3,379,934	.....	3,361,523	.....	3,281,413	.....	4,234,583

FIJI.

TOTAL Quantities and Values of the Principal Articles of Merchandise Exported during the Years ended December 31, 1906 to 1910, inclusive.

ARTICLES.	1906.		1907.		1908.		1909.		1910.	
	Quantity.	Value.	Quantity.	Value.	Quantity.	Value.	Quantity.	Value.	Quantity.	Value.
		$		$		$		$		$
Cocoanuts ..... Sacks	4,577	7,464	4,184	5,529	6,896	8,959	3,309	4,146	1,277	1,803
Copra ..... Tons	10,119	723,740	11,531	907,716	13,018	757,005	15,950	1,104,364	13,082	1,260,050
Fruits, green	.....	475,365	.....	388,705	.....	302,785	.....	479,323	.....	230,202
Maize ..... Bush.	3,306	2,131	704	501	10,261	7,400	6,775	4,536	3,326	1,975
Peanuts ..... Tons	28	3,382	22	1,411	29	2,068	12	940	21	1,324
Pearl shell ..... "	11	1,265	6	856	1	102	6	1,066	1	372
Shell, tortoise ..... Cwt.	20	10,390	14	7,835	14	8,492	16	11,587	1,128	60,013
Sugar ..... Tons	38,523	1,689,696	66,597	2,933,728	66,149	3,150,222	60,825	2,958,781	61,761	3,257,903
All other articles	.....	23,160	.....	43,025	.....	37,818	.....	44,652	.....	81,339
Total exports (mdse.)	.....	2,936,593	.....	4,289,306	.....	4,274,851	.....	4,609,395	.....	4,894,981
Coin and bullion	.....	1,582	.....	11,193	.....	.....	.....	.....	.....	17,885
Total exports	.....	2,938,175	.....	4,300,499	.....	4,274,851	.....	4,609,395	.....	4,912,866

FRANCE.

VALUE of the Total Imports for Consumption and Exports of Domestic Produce (Merchandise only) from and to each Principal Country during the Years ended December 31, 1906 to 1910, inclusive.

NOTE:—Franc=19·3 cents.

Imports.					Countries.	Exports.				
1906.	1907.	1908.	1909.	1910.		1906.	1907.	1908.	1909.	1910.
Francs.	Francs.	Francs.	Francs.	Francs.		Francs.	Francs.	Francs.	Francs.	Francs.
750,500,000	883,200,000	792,900,000	886,500,000	930,300,000	United Kingdom	1,294,200,000	1,368,800,000	1,179,600,000	1,261,300,000	1,275,100,000
243,700,000	290,600,000	273,100,000	272,000,000	447,000,000	Algeria	355,400,000	392 700,000	399,000,000	397,100,000	438,900,000
281,800,000	287,300,000	257,800,000	301,700,000	302,900,000	Argentine Republic	114,000,000	110,800,000	111,600,000	128,300,000	162,800,000
150,600,000	179,000,000	128,200,000	183,700,000	228,400,000	Australia	7,800,000	8,100,000	7,900,000	7,600,000	10,100,000
76,700,000	81,700,000	70,300,000	71,500,000	88,600,000	Austria-Hungary	36,700,000	45,600,000	42,400,000	43,800,000	46,000,000
377,000,000	426,600,000	409,500,000	439,100,000	469,700,000	Belgium	803,600,000	860,900,000	749,200,000	903,600,000	1,003,700,000
124,500,000	110,300,000	114,500,000	134,400,000	167,200,000	Brazil	54,600,000	63,800,000	48,100,000	55,700,000	68,800,000
					British Colonies in America:—					
7,310,000	6,334,000	8,006,000	10,150,000	11,800,000	Canada	9,110,000	13,381,000	11,946,000	13,842,000	25,000,000
15,390,000	14,466,000	14,194,000	14,374,000	13,940,000	Other	1,490,000	1,219,000	697,000	1,416,000	1,800,000
300,800,000	360,000,000	263,400,000	290,300,000	387,300,000	British India	21,300,000	25,800,000	18,000,000	17,400,000	43,100,000
21,100,000	22,300,000	20,800,000	26,500,000	33,260,000	British Possessions in Africa	9,200,000	7,600,000	7,300,000	8,600,000	11,700,000
400,000	400,000	1,000,000	1,000,000	780,000	Br. Possessions in Mediterranean	4,300,000	4,100,000	3,700,000	4,500,000	4,100,000
7,000,000	11,600,000	4,000,000	5,100,000	5,300,000	Bulgaria	2,100,000	7,300,000	4,100,000	6,700,000	6,200,000
85,600,000	83,200,000	103,400,000	75,500,000	93,700,000	Chile	28,700,000	31,200,000	20,400,000	22,800,000	36,400,000
178,300,000	212,200,000	138,000,000	188,600,000	210,000,000	China	27,700,000	19,700,000	9,700,000	13,700,000	16,700,000
5,800,000	6,800,000	4,400,000	4,400,000	6,400,000	Colombia	12,500,000	15,700,000	13,700,000	13,600,000	17,500,000
3,443,000	6,471,000	7,041,000	10,637,000	10,000,000	Congo—French	2,695,000	5,135,000	2,693,000	2,469,000	1,700,000
5,600,000	4,300,000	5,983,000	4,620,000	10,000,000	Cuba	8,500,000	10,600,000	8,498,000	9,277,000	9,600,000
2,500,000	1,700,000	1,100,000	2,200,000	2,000,000	Denmark	15,100,000	20,200,000	20,400,000	20,900,000	27,500,000
66,900,000	70,200,000	55,300,000	69,800,000	82,400,000	Egypt	62,200,000	65,100,000	52,600,000	50,600,000	56,000,000
59,300,000	60,000,000	82,300,000	98,800,000	96,000,000	French Indo-China	60,700,000	81,300,000	70,100,000	71,700,000	64,100,000
21,700,000	22,500,000	24,100,000	23,700,000	25,200,000	Free Zones	48,300,000	54,000,000	55,500,000	57,400,000	59,000,000
3,900,000	4,600,000	8,200,000	9,800,000	14,100,000	French Guiana	9,000,000	10,300,000	9,000,000	9,700,000	9,600,000
14,800,000	15,600,000	16,300,000	13,600,000	24,000,000	Guadaloupe	9,200,000	9,600,000	9,900,000	8,900,000	11,700,000
583,400,000	638,200,000	607,500,000	661,100,000	860,500,000	Germany	640,300,000	649,700,000	617,100,000	725,900,000	804,000,000
9,000,000	9,600,000	8,100,000	12,900,000	19,700,000	Greece	15,500,000	13,200,000	14,300,000	18,000,000	19,300,000
28,200,000	28,000,000	26,974,000	23,453,000	24,350,000	Hayti	6,100,000	5,700,000	4,651,000	5,839,000	7,000,000
74,700,000	118,400,000	100,200,000	77,700,000	93,230,000	Holland	52,700,000	58,500,000	56,000,000	64,200,000	82,900,000
181,900,000	194,400,000	164,800,000	164,800,000	188,910,000	Italy	247,100 000	264,000,000	242,100,000	292,900,000	344,200,000
79,800,000	87,500,000	58,700,000	93,100,000	109,930,000	Japan	8,200,000	6,300,000	7,100,000	10,000,000	11,600,000
10,898,000	8,488,000	6,461,000	11,579,000	20,100,000	Madagascar	26,711,000	22,827,000	22,924,000	28,553,000	27,300,000

FRANCE.

VALUE of the Total Imports for Consumption and Exports of Domestic Produce (Merchandise only) from and to each Principal Country, &c.—*Concluded.*

Imports.					Countries.	Exports.				
1906.	1907.	1908.	1909.	1910.		1906.	1907.	1908.	1909.	1910.
Francs.	Francs.	Francs.	Francs.	Francs.		Francs.	Francs.	Francs.	Francs.	Francs.
15,000,000	15,800,000	17,600,000	19,900,000	25,100,000	Martinique	10,900,000	11,500,000	10,300,000	11,500,000	12,400,000
24,600,000	21,100,000	23,000,000	21,200,000	31,030,000	Mexico	35,400,000	47,400,000	32,300,000	36,400,000	41,400,000
20,502,000	10,835,000	8,172,000	14,866,000	16,030,000	Morocco	15,184,000	15,665,000	22,258,000	23,459,000	24,800,000
43,300,000	55,400,000	57,800,000	42,300,000	62,970,000	Netherlands India	2,000,000	2,600,000	3,300,000	3,400,000	4,300,000
37,500,000	34,800,000	32,700,000	31,300,000	25,540,000	Norway	4,200,000	5,900,000	7,300,000	5,300,000	8,300,000
16,900,000	13,100,000	10,400,000	16,400,000	18,100,000	Peru	7,000,000	10,800,000	6,600,000	11,800,000	7,600,000
16,600,000	12,100,000	22,700,000	27,500,000	34,280,000	Philippines	300,000	400,000	500,000	700,000	600,000
2,000,000	2,200,000	2,132,000	1,662,000	1,340,000	Porto Rico	1,800,000	800,000	490,000	444,000	300,000
11,100,000	8,800,000	8,700,000	10,800,000	10,900,000	Portugal	26,800,000	28,100,000	23,500,000	23,000,000	29,000,000
11,100,000	12,900,000	21,300,000	20,700,000	24,470,000	Réunion	7,600,000	6,500,000	6,900,000	8,400,000	7,500,000
40,300,000	64,400,000	46,800,000	41,400,000	88,500,000	Roumania	7,500,000	8,100,000	8,100,000	10,800,000	10,000,000
302,900,000	270,900,000	239,600,000	287,700,000	337,320,000	Russia	66,900,000	57,500,000	72,800,000	63,100,000	87,500,000
4,600,000	5,000,000	3,617,000	4,379,000	4,904,000	San Domingo	600,000	1,000,000	979,000	821,000	800,000
31,843,000	46,375,000	38,043,000	60,914,000	71,470,000	Senegal	23,340,000	29,357,000	34,850,000	36,792,000	38,900,000
163,000	4,478,000	2,020,000	181,000	1,520,000	Servia	14,000	93,000	5,066,000	2,571,000	300,000
171,200,000	168,700,000	148,700,000	179,600,000	195,270,000	Spain	131,000,000	125,500,000	128,200,000	124,400,000	140,700,000
30,400,000	35,400,000	37,200,000	35,600,000	40,424,000	St. Pierre and Miquelon	4,600,000	4,200,000	4,300,000	3,900,000	3,900,000
73,300,000	78,800,000	75,000,000	63,100,000	70,110,000	Sweden	11,000,000	9,500,000	8,000,000	9,200,000	12,000,000
109,500,000	117,200,000	115,300,000	122,200,000	138,910,000	Switzerland	308,800,000	351,600,000	314,900,000	343,500,000	385,500,000
2,874,000	2,565,000	2,378,000	4,222,000	5,480,000	Tripoli	1,668,000	2,229,000	1,603,000	1,710,000	1,200,000
55,800,000	70,400,000	62,600,000	56,700,000	42,730,000	Tunis	69,400,000	84,000,000	89,400,000	100,400,000	87,200,000
115,000,000	119,200,000	88,400,000	98,600,000	96,120,000	Turkey	59,100,000	58,000,000	64,500,000	68,300,000	72,900,000
587,900,000	670,900,000	657,100,000	727,700,000	614,120,000	United States	402,100,000	395,500,000	314,700,000	473,800,000	456,000,000
52,100,000	51,100,000	60,000,000	68,800,000	73,690,000	Uruguay	18,200,000	26,300,000	15,000,000	16,200,000	24,100,000
13,800,000	12,900,000	12,900,000	14,200,000	18,520,000	Venezuela	1,700,000	1,200,000	1,700,000	2,200,000	2,500,000
64,377,000	68,688,000	69,779,000	91,563,000	147,512,000	Other Countries	53,388,000	59,194,000	52,945,000	59,307,000	70,700,000
5,627,200,000	6,223,000,000	5,640,500,000	6,246,100,000	7,173,300,000	Totals	5,265,500,000	5,596,100,000	5,050,700,000	5,718,100,000	6,233,800,000

FRANCE.

TOTAL Quantities and Values of the Principal Articles Imported for Consumption (Merchandise only) during the Years ended December 31, 1906 to 1910, inclusive.

NOTE: — Franc = 19·3 cents. Kilog = 2·204 lbs. Hectolitre = 21·99 galls.

ARTICLES.	1906.		1907.		1908.		1909.		1910.	
	Quantity.	Value.	Quantity.	Value.	Quantity.	Value.	Quantity.	Value.	Quantity.	Value.
		Francs.		Francs.		Francs.		Francs.		Francs.
Animals—										
Cattle ... No.	21,009	4,846,426	31,891	5,654,526	69,309	12,935,070	44,171	8,392,212	44,777	9,335,200
Horses ... "	14,529	9,566,250	11,244	7,241,360	12,367	7,055,730	12,420	7,691,710	11,237	7,730,810
Sheep ... "	1,045,245	25,602,387	1,184,441	31,121,919	1,372,760	36,810,145	1,211,589	34,925,418	1,272,812	36,877,273
Swine ... "	10,507	996,492	430,116	41,742,280	262,596	27,139,932	19,348	1,959,882	18,134	2,266,292
Arms, powder and ammunition ...	...	2,117,713	...	10,590,899	...	2,954,773	...	2,502,215	...	2,229,565
Beer ... Kilogs.	17,944,657	6,280,630	16,802,262	5,712,769	16,255,582	5,526,898	15,409,700	5,239,298	15,587,400	5,299,716
Butter ... "	5,172,228	15,963,516	6,654,926	19,885,175	5,613,000	16,804,125	4,875,600	14,363,920	4,837,700	14,738,200
" margarine ... "	65,663	72,229	27,979	30,777	23,700	24,905	8,600	9,460	10,500	12,075
Camphor ... "	770,033	6,116,654	929,143	8,367,290	457,597	2,870,368	810,900	5,364,800	1,002,300	6,198,000
Carriages ...	...	20,759,462	...	49,724,072	...	34,000,171	...	29,952,067	...	24,058,620
Cheese ... Kilogs.	20,282,376	40,455,932	20,927,715	45,420,142	22,684,700	45,556,318	21,509,700	45,357,655	22,231,400	50,095,620
Chemical products:										
Chemical fertilizers ... "	94,280,465	5,656,828	96,804,540	5,808,272	111,967,115	6,718,027	96,476,200	3,859,048	101,507,200	5,075,360
Derived from tar and oils "	30,270,910	13,115,187	32,252,888	13,587,792	39,204,939	11,623,430	55,093,600	14,253,081	65,924,100	17,238,560
Nitrate of soda ... "	244,190,749	68,373,410	246,920,125	69,137,635	299,389,854	83,829,159	258,742,800	56,923,416	345,159,100	72,483,411
Salts of ammonia ... "	18,011,387	6,089,603	27,099,297	8,604,510	29,900,078	9,330,111	23,839,400	6,955,481	25,074,400	8,015,844
Sulphate of copper ... "	13,931,152	11,284,233	9,290,836	6,968,127	15,965,966	9,100,601	10,714,100	5,249,909	10,460,200	5,020,896
Superphosphate of lime ... "	42,877,568	3,430,205	66,287,959	5,303,037	118,213,833	7,092,830	123,447,800	6,789,629	132,530,300	7,554,227
Other ...	...	49,774,483	...	55,348,213	...	56,382,956	...	59,478,707	...	42,862,293
Coal tar ... Kilogs.	217,437,200	9,132,363	223,829,100	8,953,164	245,876,300	7,868,042	229,247,000	8,940,633	230,257,000	11,973,364
Coal and coke ... 100 kilogs.	171,133,229	361,222,655	177,396,037	429,103,628	175,644,846	391,215,242	183,777,120	442,086,492	181,489,780	400,669,779
Cocoa, raw ... Kilogs.	23,402,755	40,486,766	23,180,414	40,797,529	20,452,132	34,870,885	23,254,900	39,649,605	25,078,800	41,249,691
Coffee, raw ... "	97,843,065	101,756,788	101,570,992	103,602,413	102,761,921	104,303,349	107,942,000	112,259,680	111,827,600	126,365,188
Colours and paints ...	...	7,040,873	...	7,847,390	...	7,514,619	...	7,719,577	...	9,032,210
Cotton: Raw ... Kilogs.	243,815,300	358,854,811	272,791,100	440,685,619	280,625,200	389,906,402	318,689,100	494,682,901	242,794,600	469,820,608
Yarn ...	...	14,825,731	...	26,118,648	...	17,412,092	...	15,808,631	...	29,135,304
Manufactures ...	...	63,080,315	...	67,151,475	...	58,602,296	...	56,853,493	...	59,094,481
Dyes, prepared ...	...	12,502,256	...	11,008,521	...	8,867,501	...	10,309,020	...	10,772,512
Earthenware ...	...	26,006,228	...	31,477,917	...	34,608,746	...	31,235,007	...	37,590,049
Eggs ... Kilogs.	18,169,308	28,162,427	24,073,943	37,555,351	20,148,900	31,432,286	19,124,000	29,450,960	20,521,400	31,602,956

FRANCE.

TOTAL Quantities and Values of the Principal Articles Imported for Consumption (Merchandise only), &c.—*Continued.*

ARTICLES.	1906.		1907.		1908.		1909.		1910.	
	Quantity.	Value.	Quantity.	Value.	Quantity.	Value.	Quantity.	Value.	Quantity.	Value.
Esparto and basket-makers' wares, manufactures of:		Francs.		Francs.		Francs.		Francs.		Francs.
Hats	.....	12,283,601	.....	12,189,694	.....	10,662,243	.....	10,344,540	.....	7,033,225
Other	.....	16,135,808	.....	9,681,776	.....	10,310,132	.....	13,045,825	.....	14,707,320
Feathers	.....	61,053,760	.....	64,122,042	.....	78,895,769	.....	86,112,080	.....	80,132,240
Fish	.....	60,471,744	.....	67,629,059	.....	70,471,416	.....	64,215,725	.....	69,404,635
Flax, hemp, jute and ramie:										
Raw—Flax ..... Kilogs.	93,669,500	87,363,064	91,437,100	82,887,588	105,461,400	79,252,134	91,400,400	81,211,856	80,820,500	82,406,024
Hemp ..... "	23,890,400	18,714,057	31,065,500	27,436,102	28,013,300	21,052,050	30,137,100	22,217,589	29,162,900	23,116,427
Jute ..... "	97,365,800	68,164,260	115,902,000	69,541,537	92,346,400	46,178,325	101,560,400	45,709,455	105,307,200	52,690,410
Ramie ..... "	1,655,800	1,424,770	1,536,700	1,267,472	1,733,600	1,127,155	1,460,400	1,098,820	2,558,300	1,484,009
Yarns	.....	6,254,530	.....	6,119,257	.....	3,403,195	.....	5,124,285	.....	8,840,739
Manufactures	.....	9,031,056	.....	9,252,319	.....	8,142,208	.....	8,629,685	.....	19,515,037
Fruits, fresh and preserved . Kilogs.	162,793,494	38,653,285	185,853,600	42,161,581	183,579,700	39,312,999	180,198,800	41,073,106	211,538,900	57,980,943
Fruits and seeds, oleaginous "	693,674,200	231,209,741	823,527,400	272,793,109	771,302,800	253,669,209	899,228,900	292,106,831	988,092,200	379,657,356
Glass and glassware	.....	19,371,004	.....	22,084,665	.....	23,774,517	.....	25,408,814	.....	29,053,772
Grain:										
Barley ..... Kilogs.	113,909,600	17,763,435	164,328,900	27,102,623	81,915,400	14,362,087	110,782,300	19,375,631	120,759,600	18,540,374
Beans "	30,531,000	6,487,838	33,608,600	7,393,892	27,697,300	6,370,379	38,132,100	8,961,044	51,331,800	10,523,019
Corn "	368,270,400	57,082,420	427,657,100	70,566,968	244,352,600	41,838,665	284,548,300	50,656,037	389,812,700	58,944,062
Oats "	469,350,800	78,355,149	227,986,400	37,861,426	114,033,800	19,511,485	266,196,200	44,998,936	381,171,600	58,796,014
Peas, chick "	21,039,500	5,680,665	27,592,100	7,725,788	13,655,100	3,755,153	21,002,400	5,880,672	23,237,100	6,274,017
Wheat "	307,220,900	62,457,971	357,374,200	81,419,652	74,908,500	18,072,201	142,843,300	35,636,036	634,859,100	149,604,109
Other grains "	12,578,200	1,950,696	10,406,100	1,672,463	31,000	5,228	.....	5,479	.....	9,442,901
Grain products:										
Bran "	215,290,400	24,758,396	209,225,000	25,107,000	148,736,900	19,187,060	189,452,500	24,628,825	174,939,700	21,867,463
Flour of wheat "	8,763,500	3,067,067	17,535,900	6,237,925	7,274,500	2,689,153	4,366,800	1,608,086	12,513,500	4,399,629
Other flour "	821,000	198,789	972,000	245,581	459,800	117,977	507,200	128,039	5,338,500	1,188,315
Guano and animal manures "	147,230,565	11,061,528	66,296,100	7,248,090	59,251,900	6,220,773	66,042,100	6,937,050	57,552,100	5,990,110
Gums "	5,161,658	6,422,198	5,976,800	7,456,535	6,510,300	7,795,610	6,866,100	8,215,270	6,045,700	7,236,249
Gutta percha: Crude "	10,456,758	120,252,717	10,936,980	109,369,800	10,023,278	115,267,697	11,602,600	208,846,800	14,551,600	320,135,200
Manfrs	.....	28,712,993	.....	31,617,377	.....	29,969,358	.....	44,186,200	.....	60,689,100
Hair of all kinds ..... Kilogs.	3,792,690	14,626,781	3,697,964	13,984,333	3,600,881	12,985,779	3,756,400	13,930,090	4,132,100	16,649,931

Hides and skins:—										
Raw ... Kilogs.	67,734,700	188,524,317	60,137,200	144,083,331	57,571,300	144,546,739	68,242,200	185,626,626	71,194,200	189,007,275
Prepared ... "	7,749,274	59,209,802	7,251,101	50,906,745	7,693,097	56,629,872	8,275,200	63,240,975	7,947,400	62,251,550
Manufactured—										
Boots and shoes ... Pairs	587,902	8,818,530	724,197	10,138,758	744,658	11,169,870	1,016,235	15,243,525	1,155,889	17,338,335
Other ...	...	13,282,732	...	11,731,962	...	11,351,135	...	11,908,830	...	13,326,147
Hops ... Kilogs.	1,989,500	5,769,550	1,949,500	5,653,550	2,226,200	5,565,500	2,597,100	6,492,250	2,334,200	8,169,700
Horns of cattle ... "	7,133,633	9,281,148	7,412,141	9,303,545	8,057,300	8,944,867	7,189,900	9,352,990	4,837,500	10,973,160
Machinery:—										
Agricultural ... Kilogs.	29,304,399	36,630,499	34,839,096	43,548,870	31,438,100	39,297,589	37,011,100	48,114,430	34,476,000	45,468,000
Dynamo-electric ... "	1,835,341	4,588,353	4,053,706	10,134,264	3,931,800	9,829,525	3,370,800	8,427,000	3,399,900	8,499,750
Electrical apparatus ... "	61,857	927,855	879,903	13,198,545	853,700	12,805,680	789,600	11,844,000	860,300	12,044,200
Locomotives and traction engines ... "	1,735,995	2,430,393	6,230,701	8,722,981	18,532,500	25,945,538	8,638,100	12,093,340	12,730,500	17,822,700
Machine tools ... "	14,154,727	24,770,773	17,866,902	33,947,114	12,688,200	26,016,853	12,741,700	26,120,485	13,953,100	28,603,855
Sewing machines ... "	7,017,890	17,544,725	7,848,498	21,190,944	7,620,700	18,670,811	8,260,900	20,239,205	8,444,700	20,689,515
Stationery engines ... "	7,918,582	8,710,440	9,843,892	10,828,281	8,969,700	9,866,624	7,959,600	8,755,560	10,665,400	11,731,940
General (milling, hoisting, weighing, transmission) "	16,483,875	14,835,488	21,938,953	19,745,058	21,070,000	18,962,956	21,923,300	19,730,970	12,451,800	11,206,620
Other ...	...	37,961,474	...	62,923,776	...	60,437,866	...	60,848,320	...	91,469,349
Meats, fresh, salted or preserved ... Kilogs.	10,338,225	22,906,535	14,869,395	33,332,012	15,777,665	34,786,811	12,315,100	28,140,776	11,947,900	28,089,053
Metals:—										
Copper: Ore ... "	11,889,800	11,889,800	12,063,100	10,856,790	15,283,800	9,170,280	27,418,200	16,450,920	23,361,800	13,316,226
Old and scrap ... "	12,457,000	19,308,350	11,839,600	18,943,360	10,666,200	12,799,440	12,389,200	14,247,580	13,328,600	14,661,460
Pigs, bars, &c ... "	64,590,700	142,099,540	62,833,700	131,950,770	74,423,800	113,124,176	71,276,000	103,351,070	77,111,700	109,498,614
Wares ...	...	11,417,480	...	12,989,525	...	10,502,454	...	10,584,430	...	14,761,090
Gold & platinum in leaves ...	...	996,832	...	5,590,720	...	2,465,920	...	3,177,600	...	4,390,400
Iron: Ore ... 100 kilogs.	20,150,619	18,135,557	19,992,948	17,993,653	14,543,130	12,361,661	12,026,190	10,222,262	13,185,200	13,185,200
Pig ... "	45,526,799	5,359,919	36,106,600	4,195,443	55,866,800	5,472,174	30,878,900	3,631,269	44,603,700	5,504,177
Tinned plates ... "	14,812,900	5,925,160	14,934,100	5,973,640	15,397,400	6,158,960	13,611,700	5,444,680	12,612,200	5,044,880
Wares ...	...	16,596,090	...	22,482,755	...	26,197,150	...	22,953,673	...	27,301,381
Lead: Ore ... Kilogs.	42,672,800	9,814,744	42,342,200	11,432,367	40,722,800	8,144,560	38,431,700	7,590,261	28,950,400	5,645,328
Crude, pigs, bars, &c.										
Argentiferous ... Kilogs.	27,539,300	14,595,829	23,886,900	14,093,271	26,582,800	11,696,432	29,469,400	12,966,536	25,034,000	10,889,790
Non-Argentiferous "	24,973,400	10,988,296	28,647,500	14,323,750	43,825,700	14,900,738	38,847,500	12,819,675	39,015,400	12,680,005
Manganese ... "	127,235,900	15,268,308	192,448,000	17,320,320	170,457,700	15,341,193	177,313,700	14,185,096	188,192,300	15,055,384
Nickel: Wrought & unwrought	...	7,478,425	...	8,588,538	...	9,528,297	...	8,447,916	...	10,689,284
Wares ...	...	5,739,919	...	6,608,611	...	6,281,832	...	7,234,200	...	6,604,800
Platinum, crude, bars, &c ...	...	29,112,866	...	20,557,330	...	16,611,420	...	24,901,800	...	32,739,000
Tin, crude, in ingots, bars pigs ... Kilogs.	7,687,400	34,593,300	7,214,300	31,742,920	8,007,400	27,225,160	7,745,200	26,333,680	7,945,500	30,987,450
Zinc: Ore ... "	106,306,000	37,207,100	114,699,200	34,469,760	137,890,500	35,851,530	120,629,000	32,569,830	193,357,600	53,173,340
Pigs, bars, slabs ... "	26,060,635	18,333,232	30,627,399	18,376,439	37,206,604	18,975,368	29,923,400	16,757,104	16,082,100	9,207,002
Musical instruments ...	...	1,794,157	...	2,008,381	...	2,244,233	...	2,147,569	...	3,584,355
Oil cake ... Kilogs.	107,830,600	17,792,049	112,391,300	17,982,608	90,844,800	14,626,013	124,228,600	19,876,576	131,811,100	21,089,776
Oils: Fish ... "	6,322,279	8,000,678	6,444,810	7,663,800	7,613,900	6,978,286	8,051,700	7,394,135	8,270,400	7,442,420
Heavy, and residue of petroleum ... Kilogs.	84,414,200	13,138,171	101,009,100	15,693,866	102,538,900	16,049,258	138,202,300	19,300,497	97,859,400	13,084,033
Petroleum ...	...	52,979,371	...	70,883,860	...	86,982,473	...	99,449,276	...	56,494,406

FRANCE.

TOTAL Quantities and Values of the Principal Articles Imported for Consumption (Merchandise only), &c.—*Concluded.*

ARTICLES.	1906.		1907.		1908.		1909.		1910.	
	Quantity.	Value.	Quantity.	Value.	Quantity.	Value.	Quantity.	Value.	Quantity.	Value.
		Francs.		Francs.		Francs.		Francs.		Francs.
Oils—*Con.*										
Vegetable		77,536,883		78,823,001		114,408,189		74,908,580		92,007,443
Paper and mfrs. of		53,432,826		55,830,407		57,892,258		57,408,665		68,538,114
Pearls, fine		8,209,320		7,930,980		5,244,480		5,682,000		10,944,000
Peltries: Raw.....Kilogs.	1,366,900	11,064,200	1,479,900	8,975,160	1,198,300	8,757,170	1,386,600	13,717,800	1,613,500	17,891,700
Prepared and sewn in pieces.....Kilogs.	1,462,685	30,716,385	1,298,550	27,269,550	1,208,551	27,796,673	1,664,500	46,606,000	1,775,900	71,036,000
Phosphate, natural ..... "	533,213,200	21,687,160	636,549,500	27,613,165	767,424,300	29,653,580	645,178,000	20,995,168	687,673,400	22,283,003
Pyrites..... "	349,513,900	9,087,361	355,299,100	9,593,076	348,254,400	9,925,193	275,623,000	8,130,879	309,388,000	8,508,170
Resins		7,021,089		8,113,606		9,040,596		7,373,198		9,283,187
Rice.....Kilogs.	191,841,700	39,728,025	171,109,200	38,930,327	222,524,100	55,070,844	273,557,000	65,177,148	285,209,600	61,416,657
Shells		22,475,954		18,786,372		20,626,599		14,643,240		25,116,000
Ships		18,743,935		27,617,895		15,159,205		11,243,515		16,834,905
Silk: Raw, thrown, waste and cocoons.....Kilogs.	17,369,005	350,450,000	20,063,027	441,518,155	17,081,118	279,891,775	19,414,100	331,547,635	19,832,500	346,311,335
Twist and yarn..... "			226,845	5,624,074	175,308	3,427,604	225,800	4,513,875	316,500	4,453,365
Manufactures		44,749,047		56,176,353		46,054,947		59,588,663		57,300,310
Spirits		10,758,765		11,597,438		14,858,767		15,629,883		17,703,826
Sponges.....Kilogs.	304,020	9,752,904	293,636	9,054,186	293,270	10,216,418	271,080	9,992,100	283,885	11,574,740
Sugar: Foreign..... "	962,259	315,849	638,718	260,612	720,341	307,748	1,261,000	474,545	18,970,800	7,445,359
French colonial..... "	99,990,340	24,997,585	107,392,947	27,922,166	114,613,053	34,383,916	106,948,000	33,153,880	122,831,000	19,132,400
Sulphur..... "	131,439,400	13,166,472	105,824,100	10,485,244	195,199,400	19,830,424	196,263,000	20,327,774	202,263,000	20,755,343
Tallow, lard, &c..... "	21,845,199	18,061,416	26,855,359	25,124,814	20,162,700	19,802,072	18,164,800	15,125,542	13,365,400	9,523,478
Tobacco: Unmannfactured "	24,864,163	25,999,823	28,375,571	30,627,550	28,846,190	32,188,894	20,178,600	22,272,416	27,789,900	31,192,487
Manufactured		4,049,395		4,903,727		5,974,714		4,055,679		3,489,979
Tools		5,118,858		5,712,846		5,488,515		5,827,550		5,028,495
Toys		14,543,031		15,939,042		15,445,377		15,441,950		16,252,650
Vegetables: Potatoes.....Kilogs.	97,002,700	12,538,653	81,824,800	9,613,611	67,631,600	9,265,015	64,260,800	9,088,204	217,343,700	30,381,674
Other, fresh		4,933,022		6,739,894		6,428,118		7,100,672		10,081,890
Vegetable substances of a medicinal character		19,979,211		18,577,645		16,353,109		17,442,740		18,985,225
Whalebone, rough.....Kilogs.	227,990	13,679,400	285,607	71,707,634	256,332	12,816,600	312,800	15,640,000	335,100	16,755,100

Wines ..... Hectols.	5,907,040	102,455,903	6,100,320	104,353,870	7,028,703	116,510,705	6,256,924	123,846,170	8,102,434	296,539,545
Wood: Common	.....	172,575,676	.....	183,519,905	.....	187,702,056	.....	183,218,636	.....	165,931,935
Exotic and box	.....	17,150,460	.....	18,753,985	.....	18,641,230	.....	14,731,235	.....	16,756,775
Manufactured—										
Pulp ..... Kilogs.	255,747,600	44,769,039	286,203,500	53,596,477	314,204,200	54,354,096	290,705,900	45,200,652	357,935,800	47,044,364
Furniture	.....	9,346,886	.....	11,123,078	.....	11,200,968	.....	12,009,800	.....	12,333,400
Other	.....	5,075,079	.....	5,365,717	.....	5,208,618	.....	5,826,616	.....	6,145,263
Wool: Raw ..... Kilogs.	243,464,636	533,090,447	251,375,297	580,389,788	228,679,115	458,905,287	282,024,500	634,445,482	275,295,500	658,917,695
Yarn ..... "	1,807,307	11,385,816	1,542,883	9,941,120	1,148,370	6,547,102	1,477,500	9,435,820	1,409,200	9,233,180
Manufactures	.....	41,823,310	.....	44,219,846	.....	38,998,402	.....	42,014,020	.....	45,054,567
Total value of principal and other articles imported for consumption (merchandise only)	.....	5,627,251,000	.....	6,222,957,000	.....	5,640,513,000	.....	6,216,115,000	.....	7,173,300,000
Value of total imports	.....	7,090,415,000	.....	7,874,610,000	.....	7,180,367,000	.....	7,856,505,000	.....	9,102,600,000

FRANCE.

TOTAL Quantities and Values of the Principal Articles of Domestic Produce Exported (Merchandise only) during the Years ended December 31, 1906 to 1910, inclusive.

NOTE:—Franc=19·3 cents. Kilog.=2·204 lbs. Litre=·2199 galls. Hectolitre=21·99 galls.

ARTICLES.	1906.		1907.		1908.		1909.		1910.	
	Quantity.	Value.	Quantity.	Value.	Quantity.	Value.	Quantity.	Value.	Quantity.	Value.
		Francs.		Francs.		Francs.		Francs.		Francs.
Animals—										
Cattle ..... No.	79,888	18,704,000	52,293	13,307,125	56,768	13,335,841	49,292	12,048,815	154,696	36,966,117
Horses ..... "	28,314	28,702,000	30,213	29,487,900	25,662	26,085,560	25,491	27,110,900	30,774	31,662,250
Sheep ..... "	34,268	782,000	35,914	872,793	36,771	958,578	33,822	759,980	40,429	1,267,980
Swine ..... "	59,367	4,970,000	27,859	2,448,356	27,812	2,302,204	94,528	11,322,328	130,088	16,731,538
Animal substances, raw, used in medicines or perfumery	.....	2,759,327	.....	2,986,852	.....	2,190,904	.....	2,551,920	.....	3,675,990
Apparel	.....	140,929,000	.....	159,378,000	.....	122,975,430	.....	145,472,278	.....	173,207,490
Arms, powder and ammunition	.....	36,638,086	.....	25,017,331	.....	22,140,073	.....	27,967,725	.....	17,233,400
Beer ..... Kilogs.	10,291,822	4,116,729	10,321,902	4,128,761	10,347,600	4,139,040	10,444,700	4,177,880	10,689,600	4,275,840
Brandy and other spirits ... Litres	30,549,400	41,241,000	32,078,600	46,127,395	27,966,000	43,134,577	29,854,200	45,975,885	27,683,000	49,584,090
Brushmakers' wares ..... Kilogs.	1,308,675	6,870,544	1,374,065	7,213,841	1,296,987	6,809,182	1,262,300	5,958,056	1,413,500	6,671,720
Butter ..... "	17,829,508	53,972,000	15,716,313	46,095,939	19,936,000	58,430,610	23,252,900	66,657,330	21,966,700	65,604,630
" margarine ..... "	6,368,930	7,006,000	4,804,569	5,285,025	5,844,700	6,136,935	7,823,200	8,605,520	7,086,200	8,149,130
Buttons ..... "	1,220,401	10,739,529	1,137,527	10,010,238	956,046	8,413,205	1,066,200	9,382,560	1,182,100	10,461,585
Candles ..... "	3,622,254	5,071,156	3,475,686	5,213,529	3,133,300	4,292,621	3,274,500	4,125,870	3,241,300	3,889,560
Carriages—Automobiles ..... "	13,785,444	137,854,440	14,435,161	144,351,610	12,729,873	127,298,730	14,661,400	146,614,000	17,661,000	158,949,000
Other	.....	20,647,398	.....	17,047,126	.....	16,292,337	.....	20,769,825	.....	21,860,724
Casks, empty ..... Kilogs.	93,979,799	18,696,900	93,142,990	18,525,010	97,693,100	19,435,150	76,206,200	15,089,110	99,988,100	19,879,310
Cement ..... 100 kilogs.	3,094,019	10,752,687	3,666,247	12,831,865	3,421,369	11,974,582	3,164,860	10,444,038	3,150,210	10,395,693
Cheese ..... Kilogs.	10,005,564	20,011,128	11,604,953	23,790,154	11,009,800	20,918,620	11,840,300	23,680,600	14,412,800	24,537,520
Chemical products—										
Chemical manures ..... "	215,147,192	12,908,832	231,760,043	13,905,601	238,715,300	14,322,918	253,395,900	27,873,519	289,447,700	31,839,247
Cream tartar ..... "	4,101,660	7,382,988	4,299,279	7,738,702	4,937,900	8,888,220	5,467,200	8,747,500	5,126,000	11,020,900
Extracts for tanning ..... "	55,564,034	11,112,807	58,872,499	11,774,500	66,343,000	13,268,600	73,236,400	15,379,644	74,846,800	13,472,424
Glycerine ..... "	5,628,274	5,065,447	7,092,808	6,738,168	6,827,600	6,486,220	7,139,400	11,066,070	6,604,700	11,227,990
Salts of soda ..... "	46,417,771	6,034,310	65,131,995	8,467,160	62,125,000	8,076,259	46,694,100	5,603,292	61,466,800	6,761,348
Superphosphate of lime ..... "	189,204,408	17,028,397	198,162,138	17,834,592	200,611,900	14,042,833	227,839,000	13,670,340	258,067,100	14,709,825
Tartar, crude ..... "	7,197,458	10,436,314	7,827,198	11,349,437	5,282,000	6,602,500	5,914,400	7,688,720	5,180,300	6,993,405
Clocks and parts of	.....	9,909,762	.....	10,592,295	.....	9,223,442	.....	10,013,328	.....	18,489,800
Coal, coke, &c. ..... 100 kilogs.	16,888,605	32,387,647	14,369,934	34,178,674	13,658,187	29,893,666	14,933,080	33,564,812	15,954,210	32,753,125

Colours and paints	.....	16,336,829	.....	17,547,626	.....	17,000,748	.....	17,066,397	.....	23,508,022
Corks, wrought ..... Kilogs.	737,582	4,646,767	882,968	5,827,589	846,466	5,586,676	919,800	6,070,680	945,700	6,241,620
Cotton—Raw ..... "	36,824,300	54,131,721	41,923,300	67,496,513	46,353,600	66,749,184	58,625,100	95,558,913	84,678,600	172,744,344
Yarn ..... "	5,422,274	18,777,122	4,996,590	18,873,389	2,513,522	9,701,476	2,687,000	10,006,180	4,042,600	14,994,455
Manufactures	.....	306,728,410	.....	352,208,533	.....	281,118,874	.....	331,976,340	.....	328,161,292
Dyes and tanning materials	.....	6,930,115	.....	7,521,066	.....	5,807,045	.....	6,256,207	.....	4,837,877
" prepared	.....	15,098,636	.....	12,205,593	.....	11,190,145	.....	11,231,724	.....	11,694,562
Earthenware and glassware	.....	85,536,090	.....	89,051,688	.....	80,224,572	.....	76,994,274	.....	81,600,381
Eggs ..... Kilogs.	8,411,889	14,720,806	5,580,425	9,821,548	7,924,400	13,471,480	7,848,200	13,498,904	6,698,600	11,789,536
" of silkworms ..... "	25,219	4,539,420	27,607	4,969,260	22,553	4,059,540	22,418	4,035,240	26,680	1,802,400
Esparto and basket wares—										
Manufactures of—										
Hats ..... "	424,281	8,914,958	506,814	10,648,710	412,369	8,617,340	502,700	11,849,300	579,500	13,770,500
Other	.....	7,596,900	.....	8,053,322	.....	7,155,070	.....	8,014,880	.....	9,299,385
Feathers ..... Kilogs.	1,620,166	29,906,111	1,955,867	48,268,169	1,958,812	47,051,245	1,991,890	69,388,365	2,220,664	64,897,655
Fish	.....	32,716,397	.....	30,998,406	.....	37,659,803	.....	41,879,813	.....	46,947,047
Flax, hemp, jute and ramie :—										
Raw ..... Kilogs.	64,115,200	19,477,140	73,810,200	19,944,518	63,129,000	16,711,470	67,394,100	20,684,890	59,710,900	23,705,319
Yarn ..... "	22,994,761	51,426,495	21,690,057	58,069,613	19,696,798	43,736,609	21,229,400	49,289,690	19,726,300	44,765,875
Manufactures ..... "	.....	26,395,162	.....	26,470,008	.....	22,613,380	.....	23,207,006	.....	28,802,426
Flowers, artificial	.....	35,832,131	.....	45,683,843	.....	34,472,995	.....	27,804,907	.....	19,408,261
Fodder ..... Kilogs.	238,728,000	22,679,160	291,489,500	23,319,160	221,827,200	17,302,522	227,467,800	17,060,085	148,502,000	10,395,140
Fruits, fresh and preserved. "	176,811,943	50,719,000	144,651,700	50,070,753	161,177,500	55,320,251	184,592,500	62,161,070	102,648,200	45,177,399
" and seeds, oleaginous "	23,584,500	7,888,722	29,790,900	10,454,370	31,945,700	11,080,987	41,626,800	13,414,748	37,164,800	13,570,385
Furniture ..... "	8,215,456	18,069,320	9,098,551	20,265,940	7,859,700	17,360,011	7,685,200	16,266,800	9,717,700	20,266,800
Glue ..... "	7,324,567	7,538,057	7,477,004	8,984,620	6,971,500	8,857,870	7,868,100	9,265,486	8,183,900	10,465,900
Grain and flour, except malt. "	56,430,600	14,834,668	89,057,000	20,512,356	104,852,800	24,852,393	106,954,900	28,158,329	48,206,800	13,024,538
Gums and resins	.....	13,430,523	.....	13,353,062	.....	14,432,922	.....	17,392,054	.....	21,134,976
Gutta percha and India rubber—										
Crude ..... Kilogs.	5,911,933	67,987,230	5,783,930	57,839,300	5,917,335	68,049,353	7,254,500	130,581,000	10,751,600	236,535,200
Manufactures ..... "	2,594,678	28,773,643	2,815,750	29,675,349	2,947,286	32,134,758	2,901,400	42,107,100	3,070,700	54,273,909
Hair of all kinds. ..... "	4,187,089	14,487,257	3,904,514	14,064,370	3,020,200	11,122,003	3,569,000	13,157,703	3,593,300	15,277,440
Hides and skins :—										
Raw ..... "	55,333,100	140,619,471	57,021,100	113,137,993	52,934,900	107,988,856	58,502,700	130,578,595	53,186,500	115,432,804
Tanned and prepared ..... "	10,268,133	122,648,244	9,814,614	106,373,048	10,610,197	102,283,169	10,576,200	102,224,150	11,344,200	111,946,690
Manufactures—										
Boots and shoes ..... "	887,170	13,307,550	1,007,852	12,094,224	888,031	10,656,372	786,700	9,440,400	917,000	11,004,000
Gloves ..... "	430,347	60,248,580	344,467	40,991,573	316,601	37,675,519	415,500	49,444,500	425,700	50,658,300
Other ..... "	1,367,678	16,477,940	1,849,864	22,647,845	1,436,571	18,426,836	1,459,900	18,675,800	.....	23,373,950
Jewellery	.....	36,545,571	.....	38,478,796	.....	31,975,713	.....	36,611,355	.....	62,287,621
Lucerne and clover seed.. Kilogs.	9,325,600	13,988,400	10,684,300	16,026,450	11,027,700	15,438,780	16,465,200	23,051,280	13,728,600	21,965,760
Machines, machinery and parts of.	.....	82,522,752	.....	93,970,249	.....	93,283,604	.....	92,736,894	.....	98,714,230
Materials for carving	.....	9,634,501	.....	8,580,160	.....	6,417,683	.....	8,946,368	.....	11,050,237
Meats, fresh, salted or preserved ..... Kilogs.	15,901,726	32,744,728	14,377,961	31,150,519	13,232,100	29,004,700	16,534,800	34,985,364	22,067,300	38,012,515
Medicines, compounded	.....	21,302,241	.....	24,378,406	.....	20,767,600	.....	23,329,100	.....	25,839,400
Metals—										
Aluminium ..... Kilogs.	1,473,762	6,263,489	1,118,241	4,193,404	1,331,700	4,953,924	4,425,300	12,169,575	118,462,700	12,248,486
Copper—										
Ore ..... "	8,056,400	3,222,560	4,150,800	1,660,320	3,551,900	1,065,570	6,184,200	1,855,260	4,163,100	1,248,930

FRANCE.

TOTAL Quantities and Values of the Principal Articles of Domestic Produce Exported (Merchandise only), &c.—*Concluded.*

ARTICLES.	1906.		1907.		1908.		1909.		1910.	
	Quantity.	Value.	Quantity.	Value.	Quantity.	Value.	Quantity.	Value.	Quantity.	Value.
Metals—*Con.*		Francs.		Francs.		Francs.		Francs.		Francs.
Copper—*Con.*										
Old and scrap.....Kilogs.	4,755,400	7,370,870	5,522,400	5,811,960	1,731,100	2,077,320	1,443,100	1,659,565	1,643,100	1,807,410
Pigs, bars, &c..... "	6,130,400	13,486,880	1,896,700	10,283,070	5,288,600	8,038,672	4,619,400	6,741,630	4,501,400	6,391,988
Hammered, rolled and drawn..... "	2,954,200	7,385,500	2,866,100	7,222,572	3,672,900	6,978,510	3,731,000	6,902,350	6,084,400	10,895,908
Wire..... "	8,249,900	19,799,760	7,273,800	17,457,120	8,717,900	16,128,115	8,855,500	15,939,900	8,507,100	15,312,780
Wares.....	.....	35,664,694	.....	37,637,159	.....	31,437,673	.....	28,718,795	.....	28,544,640
Iron and steel—										
Ore.....100 kilogs.	17,589,531	14,951,100	21,472,653	17,178,122	23,838,776	16,687,143	39,073,380	27,351,366	48,941,944	34,259,361
Bar, angle and 'T.' " "	294,852	5,044,054	330,219	5,618,598	354,136	5,700,778	330,370	4,985,141	*	*
Pig..... " "	1,470,301	13,171,132	2,565,228	21,992,477	1,788,642	14,524,889	1,539,277	11,834,828	1,156,027	10,268,671
Rails..... " "	638,263	10,850,471	695,507	11,823,619	763,049	11,445,735	868,421	12,592,105	582,132	8,149,848
Steel ingots, blooms, billets..... " "	1,336,259	20,043,885	1,799,163	26,987,445	2,263,659	31,691,100	1,691,863	21,148,288	2,182,519	24,953,101
Structural, bridge, &c. Kilogs.	36,850,012	15,989,691	43,528,775	18,336,991	39,166,300	15,742,454	37,640,600	15,234,193	47,868,600	19,671,288
Cutlery..... "	792,357	6,806,013	873,682	7,827,966	663,561	5,872,047	654,800	5,962,100	839,600	7,313,250
Platinum, crude, bars, &c.	.....	4,062,619	.....	2,831,750	.....	1,311,240	.....	1,096,200	.....	1,575,000
Tin and manufactures of.....	.....	9,017,948	.....	7,778,299	.....	5,746,840	.....	5,838,195	.....	8,134,795
Zinc—Ore.....100 kilogs.	672,580	23,540,300	513,164	16,294,920	577,589	15,017,314	600,570	16,215,390	568,015	15,620,413
Bars, slabs, &c...Kilogs.	11,194,923	7,612,548	10,577,614	6,346,568	8,739,500	4,457,145	12,993,000	7,276,080	12,361,200	7,079,787
Rolled..... "	8,413,684	6,983,358	11,086,349	8,314,762	11,353,100	7,493,046	10,602,800	7,421,960	9,858,900	6,950,525
Meters, electric, gas, water "	698,476	8,032,174	686,643	7,896,395	653,210	9,012,120	562,700	7,315,100	626,700	8,147,100
Millinery.....	.....	89,021,999	.....	113,096,859	.....	111,112,969	.....	98,627,773	.....	74,905,777
Musical instruments.....	.....	9,110,780	.....	10,045,974	.....	8,631,429	.....	9,283,065	.....	13,948,723
Oilcake.....Kilogs.	146,729,100	24,210,302	141,673,100	23,376,062	149,516,300	23,927,408	186,129,200	29,780,672	212,806,400	34,049,024
Oils, vegetable.....	.....	38,666,169	.....	42,961,979	.....	40,323,469	.....	58,246,110	.....	91,056,767
Oils, volatile and essences.....	.....	18,896,715	.....	19,639,565	.....	21,934,840	.....	21,281,370	.....	21,171,710
Optical instruments.....Kilogs.	576,100	8,641,500	555,244	8,328,660	614,423	9,216,345	650,700	9,760,500	958,500	7,750,316
Paper and mfrs. of.....	.....	77,578,115	.....	83,155,086	.....	84,779,177	.....	93,445,064	.....	110,301,649
Pearls, fine.....	.....	5,125,440	.....	5,187,480	.....	4,030,980	.....	20,604,000	.....	6,816,000
Peltries :—Raw.....Kilogs.	3,478,700	12,518,152	2,834,800	9,271,405	2,591,500	7,685,990	3,379,100	10,883,550	3,663,700	18,271,450
Prepared..... "	898,156	21,434,183	783,718	19,148,781	718,713	20,926,999	1,257,900	38,035,400	1,431,700	65,269,700
Perfumery—										
Soap, perfumed..... "	1,230,540	3,691,620	1,406,258	4,218,774	1,301,000	3,903,000	1,581,800	4,982,670	1,660,200	5,727,690

Other perfumery	...	15,518,973	...	17,036,889	...	14,695,420	...	17,584,315	...		13,971,590
Potatoes ... Kilogs.	187,473,200	28,120,980	234,301,400	30,459,182	293,206,800	43,394,606	302,837,000	44,819,876	218,515,200		32,781,780
Rags ... "	88,974,800	61,500,856	91,004,200	49,081,020	70,516,400	32,937,212	79,639,500	37,286,227	85,481,100		32,923,843
Seed grain (including jarosse, a kind of pea) ... "	11,013,400	13,766,750	12,259,500	15,324,375	13,370,800	16,713,500	14,193,200	17,457,636	13,728,600		21,965,760
Ships	...	15,350,094	...	11,273,720	...	19,193,062	...	8,054,725	...		8,152,895
Silk: Raw, waste, cocoons. Kilogs.	7,567,812	172,336,381	7,664,226	197,348,984	6,954,241	133,911,177	7,626,900	164,415,580	8,410,500		183,575,615
Manufactures	...	307,755,597	...	355,580,965	...	271,525,001	...	316,860,002	...		532,760,546
Smallwares ... Kilogs.	1,579,511	40,729,628	1,597,731	55,915,964	1,353,722	50,494,635	1,653,500	56,405,890	3,347,299		56,670,075
Soap, other than perfumed "	27,836,853	13,918,427	26,492,488	14,570,868	29,429,200	16,186,060	32,234,300	18,373,551	32,712,700		20,510,863
Stone, building, rough ... 100 kilogs.	1,482,151	3,853,593	1,617,495	4,205,487	1,391,943	3,340,663	1,614,230	3,874,152	1,697,590		4,074,216
Sugar: Raw ... Kilogs.	121,740,140	29,258,218	170,945,066	42,855,608	89,652,000	26,093,330	87,853,000	26,397,070	64,705,000		25,251,140
Other ... "	158,913,722	50,036,795	161,095,975	50,670,522	155,180,100	55,393,834	155,869,200	56,802,838	127,758,800		59,361,338
Syrup, bonbons and candied fruits ... "	4,570,475	7,312,760	5,198,908	8,318,253	4,231,400	6,770,240	4,461,600	7,138,560	4,911,400		7,858,240
Tallow, lard, &c ... "	31,338,641	23,796,525	26,170,429	20,867,501	29,269,900	22,429,164	36,239,000	29,106,214	41,912,900		35,879,668
Tobacco	...	6,217,039	...	6,428,971	...	6,272,227	...	6,837,926	...		6,565,778
Tobacco pipes of wood ... Kilogs.	617,498	12,349,960	952,215	22,853,160	994,163	24,851,075	672,100	16,130,400	742,800		18,570,000
Tools	...	8,040,597	...	8,519,511	...	10,775,120	...	9,955,180	...		5,285,600
Turpentine, essence of ... Kilogs.	10,997,382	11,657,225	8,291,100	7,876,545	7,830,600	4,511,748	7,838,900	5,565,619	9,311,200		10,521,650
Toys, games, &c ... "	9,922,820	87,398,949	10,885,875	96,126,778	8,078,793	71,091,862	7,629,000	67,158,800	7,902,600		54,606,850
Vegetables: Fresh ... "	55,468,100	14,421,784	50,768,200	13,199,732	74,873,400	18,718,350	72,508,000	18,127,000	62,553,800		18,766,140
Preserved ... "	14,274,000	13,899,670	14,522,500	13,867,680	13,266,100	12,557,810	13,602,300	13,122,645	13,072,200		13,709,340
Vegetable substances of a medicinal character	...	15,106,124	...	17,701,467	...	14,277,745	...	14,922,330	...		14,928,940
Watches	...	4,177,685	...	3,848,881	...	2,509,361	...	2,017,645	...		1,532,519
Wines ... Hectols.	2,110,076	196,876,945	2,786,427	228,024,855	2,273,328	196,788,870	2,280,049	214,396,380	2,324,590		243,289,545
Wood: Exotic and boxwood	...	1,913,785	...	2,059,800	...	1,453,500	...	1,834,060	...		2,229,215
Common	...	58,567,850	...	67,692,667	...	62,320,579	...	54,984,575	...		59,299,714
Wool: Raw, including combed and waste Kilogs.	74,208,771	273,019,859	78,409,803	266,242,411	74,796,300	228,548,773	92,921,800	337,703,988	89,709,600		341,408,664
Yarn	...	53,339,880	...	70,149,131	...	47,628,478	...	64,982,665	...		76,209,305
Manufactures	...	223,960,230	...	245,503,302	...	196,106,161	...	212,092,321	...		212,512,640
Total value of principal and other articles of domestic produce exported (merchandise only)	...	5,265,500,000	...	5,596,100,000	...	5,050,731,000	...	5,718,054,000	...		6,233,800,000
Value of total exports	...	6,828,200,000	...	7,256,100,000	...	6,620,313,000	...	7,482,287,000	...		8,104,900,000

* Included in "Steel ingots, blooms, billets."

GERMANY (Wirtschaftsgebiet. *See* Foot Note Page 152).

VALUE of the Total Imports for Consumption and Exports of Domestic Produce (Merchandise only) from and to each Principal Country during the Years ended December 31, 1906 to 1910, inclusive.

NOTE:—Mark = 23·8 cents

Imports.					Countries.	Exports.				
1906.	1907.	1908.	1909.	1910.		1906.	1907.	1908.	1909.	1910. (*b*)
Marks.	Marks.	Marks.	Marks.	Marks.	*British Empire.*	Marks.	Marks.	Marks.	Marks.	Marks.
824,352,000	976,558,000	696,934,000	720,753,000	766,600,000	United Kingdom	1,067,239,000	1,060,376,000	997,445,000	1,014,988,000	1,102,000,000
					Australasia—					
175,302,000	227,979,000	185,869,000	233,097,000	281,700,000	Australia	58,230,000	61,096,000	57,934,000	58,372,000	69,800,000
1,772,000	1,921,000	1,568,000	2,116,000		New Zealand	4,954,000	5,340,000	5,911,000	5,025,000	
2,514,000	3,457,000	2,877,000	4,562,000	.....	Other (British)	1,197,000	899,000	602,000	515,000	.....
3,825,000	4 061,000	3,332,000	4,883,000	6,900,000	British East Africa	2,185,000	2,608,000	1,407,000	1,934,000	2,900,000
322,212,000	407,059,000	306,901,000	316,955,000	485,100,000	" India	101,926,000	99,005,000	95,446,000	78,818,000	103,300,000
35,922,000	45,926,000	43,833,000	61,557,000	59,400,000	" South Africa	32,676,000	28,917,000	32,019,000	38,051,000	54,000,000
55,539,000	73,248,000	58,919,000	87,382,000	108,300,000	" West Africa	9,394,000	13,861,000	11,689,000	11,681,000	15,200,000
11,977,000	15,243,000	13,181,000	13,053,000	13,200,000	" West Indies‡	2,234,000	2,376,000	2,238,000	2,473,000	2,500,000
9,423,000	9,826,000	7,076,000	8,389,000	10,600,000	Canada	24,466,000	29,609,000	20,302,000	24,821,000	36,600,000
12,540,000	15,158,000	17,459,000	19,266,000	.....	Ceylon	2,225,000	2,161,000	1,878,000	2,885,000	.....
1,076,000	1,633,000	1,766,000	1,959,000	.....	Gibraltar, Malta and Cyprus	2,964,000	2,866,000	2,482,000	2,811,000	.....
614,000	108,000	108,000	34,000	.....	Hong Kong	6,777,000	5,019,000	4,258,000	4,923,000	.....
22,904,000	23,699,000	17,848,000	27,104,000	.....	Straits Settlements (Malacca)	10,298,000	11,991,000	8,293,000	7,803,000	.....
936,000	339,000	305,000	1,069,000	.....	Other British Possessions	277,000	378,000	112,000	155,000	.....
1,480,908,000	1,806,215,000	1,357,976,000	1,502,179,000	.....	Totals, British Empire	1,327,042,000	1,326,502,000	1,242,016,000	1,255,255,000	.....
					All other Countries.					
15,778,000	22,316,000	19,204,000	20,337,000	20,500,000	Algeria	1,069,000	1,516,000	1,686,000	4,137,000	3,600,000
372,235,000	442,497,000	445,973,000	437,697,000	357,200,000	Argentine Republic	170,181,000	179,190,000	146,979,000	175,371,000	240,200,000
809,778,000	812,317,000	751,397,000	753,674,000	759,200,000	Austria-Hungary	649,338,000	716,567,000	736,790,000	767,254,000	821,600,000
291,144,000	296,670,000	262,100,000	289,529,000	325,600,000	Belgium	356,121,000	342,930,000	322,820,000	348,733,000	390,700,000
14,320,000	13,506,000	11,238,000	16,429,000	25,300,000	Belgian Congo	1,246,000	1,583,000	953,000	1,331,000	1,200,000
23,304,000	21,523,000	15,692,000	21,457,000	29,600,000	Bolivia	5,486,000	8,793,000	6,436,000	5,512,000	.....
188,053,000	195,996,000	198,606,000	234,291,000	278,900,000	Brazil	88,762,000	104,100,000	84,417,000	91,822,000	121,700,000
13,336,000	15,133,000	6,294,000	8,401,000	6,300,000	Bulgaria **	17,015,000	14,400,000	16,245,000	18,749,000	19,000,000
145,036,000	143,878,000	133,649,000	143,516,000	154,600,000	Chile	72,428,000	84,752,000	52,443,000	57,609,000	64,800,000

57,004,000	56,567,000	70,665,000	65,190,000	94,800,000	China	67,751,000	63,157,000	50,711,000	56,763,000	74,100,000
9,953,000	11,112,000	10,368,000	10,218,000	13,500,000	Colombia, U.S. of	6,122,000	6,809,000	7,182,000	6,091,000	12,100,000
5,275,000	5,424,000	4,654,000	3,697,000	.....	Costa Rica	2,955,000	2,627,000	1,957,000	2,045,000	.....
12,987,000	11,617,000	9,692,000	10,364,000	8,600,000	Cuba	18,900,000	24,006,000	20,116,000	20,219,000	22,300,000
128,168,000	123,055,000	120,933,000	135,288,000	158,100,000	Denmark	197,262,000	207,084,000	200,641,000	195,720,000	221,700,000
7,584,000	5,624,000	5,947,000	7,786,000	10,800,000	German East Africa	6,006,000	5,775,000	7,528,000	11,580,000	13,100,000
142,423,000	181,849,000	173,170,000	181,900,000	187,500,000	Dutch " Indies	32,303,000	42,628,000	40,682,000	39,515,000	49,800,000
275,000	195,000	1,014,000	1,283,000	.....	" New Guinea	958,000	646,000	1,225,000	1,348,000	.....
400,000	1,232,000	2,367,000	3,310,000	4,100,000	German South-West Africa	22,291,000	17,914,000	14,290,000	13,811,000	19,400,000
10,670,000	13,964,000	10,367,000	11,067,000	10,700,000	Ecuador	3,591,000	5,053,000	4,957,000	5,231,000	4,500,000
65,455,000	80,428,000	63,051,000	95,727,000	93,600,000	Egypt	36,752,000	39,469,000	30,905,000	32,228,000	34,200,000
433,336,000	453,607,000	419,954,000	484,071,000	508,800,000	France	382,685,000	449,080,000	437,903,000	454,792,000	543,400,000
7,279,000	7,390,000	8,743,000	12,370,000	14,300,000	French West Africa	3,205,000	3,455,000	2,563,000	3,196,000	4,500,000
981,000	4,850,000	5,161,000	3,454,000	.....	" East Indies	835,000	1,085,000	1,690,000	790,000	.....
5,735,000	4,543,000	2,600,000	2,685,000	.....	" Australasia	84,000	135,000	129,000	127,000	.....
17,225,000	22,208,000	18,446,000	18,161,000	21,300,000	Greece	11,093,000	11,363,000	11,952,000	11,277,000	15,100,000
24,254,000	24,541,000	21,432,000	24,935,000	.....	Guatemala	2,411,000	3,102,000	2,416,000	2,503,000	.....
471,000	535,000	421,000	895,000	9,600,000	Haiti	955,000	1,143,000	849,000	1,243,000	4,500,000
5,486,000	.....	.....	.....	.....	Hanse Towns *(a)*	14,900,000	.....	.....	.....	.....
241,297,000	227,525,000	230,775,000	253,375,000	258,500,000	Holland	443,372,000	452,186,000	453,708,000	453,524,000	498,700,000
241,031,000	285,362,000	235,897,000	287,731,000	274,500,000	Italy	230,929,000	302,910,000	311,298,000	288,942,000	323,500,000
25,878,000	29,207,000	19,008,000	29,228,000	36,800,000	Japan	88,021,000	102,437,000	94,622,000	77,616,000	89,300,000
9,428,000	10,513,000	8,522,000	11,108,000	26,700,000	Kamerun	4,796,000	6,365,000	6,489,000	7,029,000	11,300,000
176,000	338,000	110,000	95,000	.....	Kiauchau	3,911,000	3,443,000	3,499,000	3,262,000	.....
1,693,000	1,589,000	1,856,000	2,282,000	2,200,000	Liberia	1,073,000	1,316,000	1,177,000	1,095,000	1,300,000
5,695,000	6,292,000	4,337,000	6,455,000	11,800,000	Madagascar	254,000	229,000	137,000	215,000	300,000
18,940,000	21,641,000	19,899,000	21,508,000	23,700,000	Mexico	48,564,000	58,681,000	36,918,000	38,136,000	46,900,000
5,460,000	8,478,000	9,527,000	7,762,000	9,100,000	Morocco	1,817,000	1,245,000	1,795,000	3,472,000	4,900,000
886,000	1,269,000	1,559,000	1,614,000	.....	Nicaragua	785,000	1,286,000	898,000	818,000	.....
31,882,000	31,251,000	29,133,000	36,759,000	49,700,000	Norway	72,672,000	85,651,000	96,965,000	104,152,000	119,900,000
139,000	85,000	149,000	560,000	.....	Panama	1,907,000	3,693,000	2,540,000	2,078,000	.....
2,560,000	2,876,000	2,295,000	3,635,000	.....	Paraguay	2,636,000	2,756,000	1,679,000	825,000	.....
1,792,000	5,485,000	3,581,000	2,670,000	.....	Persia	2,137,000	3,496,000	896,000	739,000	.....
14,255,000	14,818,000	12,178,000	12,851,000	14,500,000	Peru	14,692,000	17,682,000	13,410,000	11,555,000	12,800,000
2,940,000	3,999,000	3,138,000	3,719,000	.....	Philippine Islands	5,000,000	7,374,000	5,672,000	5,766,000	7,700,000
18,448,000	15,144,000	13,607,000	12,956,000	21,800,000	Portugal *	32,671,000	34,810,000	22,768,000	29,282,000	33,000,000
4,137,000	2,520,000	2,054,000	4,374,000	4,000,000	Portuguese East Africa	4,176,000	3,924,000	4,937,000	5,320,000	8,300,000
9,862,000	14,913,000	10,570,000	12,617,000	15,300,000	" West Africa	3,669,000	4,042,000	3,542,000	3,195,000	5,100,000
117,428,000	149,800,000	73,746,000	64,540,000	68,900,000	Roumania	63,858,000	68,574,000	70,826,000	57,241,000	65,700,000
1,089,629,000	1,130,133,000	963,502,000	1,386,022,000	1,412,800,000	Russia (including Finland)	457,065,000	500,566,000	521,158,000	506,661,000	620,900,000
2,886,000	2,057,000	2,794,000	3,839,000	.....	Salvador	1,627,000	1,451,000	1,456,000	1,456,000	.....
663,000	1,002,000	1,123,000	1,896,000	.....	Samoa	323,000	261,000	210,000	409,000	.....
10,546,000	11,047,000	9,598,000	7,132,000	.....	San Domingo	2,117,000	2,705,000	2,914,000	3,037,000	.....
15,852,000	25,296,000	15,435,000	15,387,000	17,900,000	Servia	7,961,000	13,674,000	16,189,000	16,546,000	19,100,000
9,259,000	6,628,000	16,866,000	12,318,000	.....	Siam	5,173,000	6,545,000	5,971,000	5,412,000	.....
150,716,000	139,897,000	115,018,000	123,712,000	140,200,000	Spain †	57,728,000	65,650,000	65,857,000	69,145,000	71,600,000
149,672,000	172,004,000	145,087,000	141,661,000	163,800,000	Sweden	176,443,000	186,641,000	174,071,000	156,240,000	190,500,000
216,801,000	210,831,000	177,164,000	162,440,000	173,900,000	Switzerland	373,557,000	446,409,000	401,051,000	413,211,000	452,600,000
1,773,000	3,432,000	3,695,000	3,760,000	.....	Togoland	2,399,000	2,262,000	2,257,000	3,411,000	.....
1,560,000	1,343,000	2,430,000	3,734,000	3,600,000	Tunis	991,000	1,208,000	2,935,000	1,739,000	1,300,000

(b) Figures for 1910 incomplete.

GERMANY (Wirtschaftsgebiet. *See* Foot Note).

VALUE of the Total Imports for Consumption and Exports of Domestic Produce (Merchandise only) from and to each Principal Country, &c.—*Concluded.*

Imports.					Countries.	Exports.				
1906.	1907.	1908.	1909.	1910.		1906.	1907.	1908.	1909.	1910.
Marks.	Marks.	Marks.	Marks.	Marks.	*All other Countries*—Con.	Marks.	Marks.	Marks.	Marks.	Marks.
55,050,000	55,225,000	47,556,000	57,291,000	67,500,000	..Turkey.....	68,550,000	81,729,000	64,073,000	78,921,000	104,800,000
18,715,000	22,643,000	26,096,000	34,020,000	28,600,000	..Uruguay.....	25,636,000	33,368,000	23,667,000	23,274,000	28,400,000
1,236,351,000	1,319,268,000	1,282,610,000	1,262,081,000	1,187,600,000	..United States of America.. ...	636,231,000	652,266,000	507,525,000	604,782,000	632,700,000
11,151,000	15,694,000	11,802,000	15,063,000	15,000,000	..Venezuela.....	5,879,000	5,839,000	5,482,000	5,290,000	6,700,000
7,486,000	12,579,000	10,190,000	10,419,000	.....	..Other Countries	11,562,000	17,686,000	11,469,000	23,864,000	.....
6,540,982,000	6,937,761,000	6,306,045,000	7,017,946,000	.....	.... Totals, All Other Countries.	5,031,987,000	5,518,722,000	5,156,556,000	5,336,987,000	.....
1,480,908,000	1,806,215,000	1,357,976,000	1,502,179,000	.....	... Totals, British Empire.....	1,327,042,000	1,326,502,000	1,242,016,000	1,255,255,000	.....
8,021,890,000	8,743,976,000	7,664,021,000	8,520,125,000	8,934,100,000	. . .Totals, Merchandise.... ..	6,359,029,000	6,845,224,000	6,398,572,000	6,592,242,000	7,474,700,000
416,663,000	256,645,000	413,072,000	340,285,000	375,900,000	..Coin and bullion.	119,579,000	249,693,000	82,926,000	266,451,000	169,500,000
8,438,553,000	9,000,621,000	8,077,093,000	8,860,410,000	9,310,000,000	... . .Grand totals..... .	6,478,608,000	7,094,917,000	6,481,498,000	6,858,693,000	7,644,200,000

‡ Including British Guiana and British Honduras. ** Including Eastern Roumelia. * Including Azores and Madeira. † Including Canary Islands.
(*a*) Two months, January and February, 1906, only.

NOTE.—The statistics which prior to March 1, 1906, related to the "Zollgebiet" or Customs Union now covers the trade of an enlarged area known as the "Wirtschaftsgebiet" or Economic Union in which the Free Ports of Hamburg, Cuxhaven, Bremerhaven and Geestemunde are included. The trade with these ports accordingly disappears from the statistics from that date.

GERMANY (Wirtschaftsgebiet. *See* Foot Note Page 152-.)

TOTAL Quantities and Values of the Principal Articles Imported for Consumption (Merchandise only) during the Years ended December 31, 1906 to 1910, inclusive.

NOTE:—Mark=23·8 cents. Kilog.=2·204 lbs.

ARTICLES.	1906.		1907.		1908.		1909.		1910.	
	Quantity.	Value.	Quantity.	Value.	Quantity.	Value.	Quantity.	Value.	Quantity.	Value.
		Marks.		Marks.		Marks.		Marks.		Marks.
Ammunition, explosives and inflammable substances 100 kilogs.	.....	.....	14,033	1,761,000	11,013	1,458,000	74,982	6,827,000	.....	.....
Animal fats										
Fish greases ..... " "	.....	.....	203,814	7,662,000	180,054	6,474,000	218,143	8,035,000		
Lard ..... " "	.....	.....	1,048,051	94,267,000	1,087,019	98,964,000	937,856	111,410,000	.....	137,222,000
Oleomargarine .. .. " "	.....	.....	315,303	30,047,000	231,994	21,768,000	230,201	27,095,000		
Tallow .. .. " "	.....	.....	216,638	13,648,000	163,558	9,486,000	174,248	10,803,000		
Animals, living										
Cattle ..... No.	.....	.....	205,872	77,623,000	217,470	77,987,000	209,540	72,777,000	.....	.....
Horses ..... "	155,924	110,397,000	127,639	92,787,000	119,000	84,847,000	121,341	88,201,000	149,104	109,418,000
Poultry	.....	.....	.....	40,268,000	.....	41,884,000	.....	46,731,000	.....	.....
Swine ..... No.	.....	.....	80,631	12,703,000	97,628	16,403,000	123,503	21,956,000	.....	.....
Animal materials for carving	.....	.....	.....	21,842,000	.....	17,800,000	.....	17,828,000	.....	.....
Beverages										
Beer	.....	.....	.....	8,330,000	.....	8,125,000	.....	6,839,000	.....	.....
Spirits	.....	.....	.....	7,565,000	.....	10,872,000	.....	13,229,000	.....	.....
Wines	.....	47,841,000	.....	51,002,000	.....	54,108,000	.....	47,319,000	.....	71,620,000
Books, printed or written 100 kilogs.	.....	.....	45,921	18,368,000	47,223	18,889,000	46,491	18,596,000	.....	.....
Book-binders and tracing cloth, water-proof tissues, tissues covered with grinding or polishing substances, linoleum and similar materials	.....	.....	.....	1,049,000	.....	925,000	.....	1,071,000	.....	.....
Brooms, brushes and sieves	.....	.....	.....	2,141,000	.....	2,013,000	.....	1,930,000	.....	.....
Chemicals, simple, acids, salts and combinations of—										
Ammonia ..... 100 kilogs.	.....	.....	335,223	8,381,000	472,652	11,344,000	581,319	13,952,000	.....	.....
Calcium carbide ..... " "	.....	.....	258,342	6,200,000	290,242	6,385,000	269,563	4,313,000	.....	.....
Nitrate of soda ..... " "	.....	.....	5,911,313	127,211,000	6,044,568	116,660,000	6,654,504	119,781,000	.....	.....
All other simple chemicals	.....	.....	.....	45,848,000	.....	44,997,000	.....	48,072,000	.....	.....

GERMANY (Wirtschaftsgebiet. *See* Foot Note Page 152.)

TOTAL Quantities and Values of the Principal Articles Imported for Consumption (Merchandise only), &c.—*Continued.*

ARTICLES.	1906.		1907.		1908.		1909.		1910.	
	Quantity.	Value.	Quantity.	Value.	Quantity.	Value.	Quantity.	Value.	Quantity.	Value.
		Marks.		Marks.		Marks.		Marks.		Marks.
Chemical and pharmaceutical products, N.E.S.—										
Alkaloids, salts and combinations of.....100 kilogs.	.....	.....	545	7,146,000	452	5,867,000	435	5,746,000	.....	.....
Tanning extracts... " "	.....	.....	347,138	8,735,000	397,256	9,610,000	411,101	9,763,000	.....	.....
All other.....	.....	.....	.....	11,808,000	.....	9,772,000	.....	10,354,000	.....	.....
Chicory .....100 kilogs.	.....	.....	168,211	2,271,000	160,147	2,162,000	112,788	1,635,000	.....	.....
Clocks and watches	.....	.....	.....	28,114,000	.....	23,448,000	.....	22,470,000	.....	.....
Clothing, millinery and other sewn articles.....	.....	.....	.....	7,865,000	.....	6,481,000	.....	7,487,000	.....	.....
Coal, coke, &c.—										
Coal.....100 kilogs.	92,537,106	126,496,000	137,215,494	241,779,000	116,615,030	170,725,000	121,986,342	166,250,000	111,955,928	157,754,000
Coke..... " "	.....	.....	5,586,947	12,437,000	5,750,912	11,819,000	6,730,120	12,848,000	.....	.....
Lignite..... " "	.....	.....	89,631,033	85,149,000	85,819,664	85,820,000	81,664,786	77,582,000	.....	.....
Coal tar, coal tar oils and coal tar products.....	.....	.....	.....	10,283,000	.....	6,994,000	.....	5,873,000	.....	.....
Cocoa, raw .....100 kilogs.	356,819	41,155,000	345,154	62,174,000	343,519	45,456,000	407,248	42,054,000	439,413	45,399,000
Coffee, raw..... " "	1,865,287	170,067,000	1,896,246	162,275,000	1,927,909	163,401,000	2,134,884	187,743,000	1,708,556	176,478,000
Colours and dye-stuffs.....	.....	19,417,000	.....	19,344,000	.....	17,444,000	.....	17,464,000	.....	19,463,000
Cotton—										
Raw.....100 kilogs.	4,221,773	463,575,000	5,038,147	563,485,000	4,746,582	485,727,000	4,846,745	543,722,000	4,266,907	574,005,000
Worked (carded, combed, dyed, bleached, &c). " "	.....	.....	330,079	19,942,000	320,576	16,761,000	462,468	24,260,000	.....	.....
Yarn..... " "	222,749	82,416,000	400,967	140,101,000	259,645	87,498,000	247,745	89,534,000	265,502	102,069,000
Manufactures.....	.....	56,010,000	.....	57,844,000	.....	46,901,000	.....	53,485,000	.....	56,648,000
Earths and stones—										
Asbestos..... 100 kilogs.	.....	.....	110,957	5,593,000	100,337	3,903,000	119,283	4,023,000	.....	.....
Cement..... " "	.....	.....	2,414,154	7,789,000	1,685,042	4,757,000	2,241,783	6,460,000	.....	.....
China clay .. .. " "	.....	.....	2,551,902	9,442,000	2,612,127	9,665,000	2,487,366	9,203,000	.....	.....
Graphite..... " "	.....	.....	293,981	5,776,000	344,912	9,340,000	291,909	7,063,000	.....	.....
Lime..... " "	.....	.....	6,093,036	11,101,000	6,202,670	12,406,000	7,198,974	13,042,000	.....	.....
Marble, rough..... " "	.....	.....	548,080	8,941,000	532,462	8,488,000	481,981	7,442,000	.....	.....
Mica..... " "	.....	.....	8,511	4,681,000	7,043	3,874,000	8,072	4,440,000	.....	.....
Phosphate of lime (natural) " "	.....	.....	5,795,052	34,770,000	7,361,273	51,529,000	6,633,998	39,804,000	.....	.....
Other earths and stones	.....	.....	.....	44,945,000	.....	41,409,000	.....	41,496,000	.....	.....

Earthenware				9,492,000		7,268,000		6,997,000		
Electrical apparatus				8,956,000		8,242,000		7,735,000		
Ether, alcohols N.E.S., volatile oils, perfumery and cosmetics				40,247,000		32,940,000		38,756,000		
Farm animal products—										
Beeswax ...100 kilogs.			18,352	4,928,000	18,039	4,755,000	18,248	4,887,000		
Butter " "			395,354	82,083,000	345,137	74,099,000	447,800	98,116,000		
Cheese " "			203,032	28,591,000	207,245	29,147,000	209,980	28,956,000		
Eggs " "	1,513,142	145,906,000	1,494,552	149,707,000	1,392,928	136,990,000	1,370,098	156,559,000	1,508,706	163,158,000
Milk and cream, fresh, even sterilized or peptonized " "			505,434	18,275,000	550,878	19,570,000	528,479	22,725,000		
Fish—										
Fresh				35,253,000		39,711,000		43,588,000		
Salted—										
Herrings		41,585,000		35,083,000		27,232,000		32,482,000		39,619,000
Other				9,084,000		10,413,000		10,057,000		
Caviar ...100 kilogs.			3,812	7,546,001	3,585	8,545,000	3,508	9,415,000		
Lobsters " "			11,713	4,217,000	11,134	3,563,000	12,263	3,921,000		
Firearms				1,797,000		1,721,000		1,506,000		
Flax, hemp, jute, ramie, &c.—										
Raw ... 100 kilogs.			3,045,153	161,327,000	3,000,839	138,800,000	3,194,448	141,492,000		
Worked " "			41,104	3,369,000	41,751	3,521,000	37,290	3,291,000		
Yarn " "			276,711	43,507,000	237,395	35,491,000	239,245	31,061,000		
Manufactures				10,711,000		8,679,000		8,331,000		
Fodder, green and raw. 100 kilogs.			1,145,759	6,364,000	1,331,952	7,192,000	1,910,377	13,289,000		
Fruits:—										
Fresh—										
Apples " "			1,871,590	21,415,000	1,800,174	18,808,000	2,044,575	25,092,000		
Apricots and peaches " "			66,678	2,788,000	49,435	2,217,000	101,577	4,221,000		
Bananas " "			53,698	1,450,000	73,706	2,064,000	149,005	4,172,000		
Grapes " "			376,716	11,961,000	424,667	11,489,000	378,725	11,742,000		
Oranges " "			1,015,890	14,977,000	1,112,188	17,832,000	1,095,917	17,691,000		
Pears and quinces " "			431,095	5,672,000	235,698	4,088,000	604,906	11,447,000		
Dried—										
Almonds " "			111,219	18,870,000	115,731	16,899,000	96,647	16,207,000		
Apples " "			140,833	10,685,000	132,910	8,632,000	117,408	7,946,000		
Apricots and peaches " "			7,059	1,331,000	26,806	2,493,000	22,953	2,236,000		
Currants " "			190,745	7,611,000	141,549	4,784,000	158,604	5,393,000		
Raisins " "			181,748	9,087,000	165,477	7,277,000	184,665	7,136,000		
Prunes " "			337,794	15,281,000	380,008	13,942,000	392,456	13,412,000		
Fruit and plant juices				2,534,000		2,279,000		3,525,000		
Furriers' wares—										
Skins wholly or partially dressed ... 100 kilogs.			21,916	34,153,000	20,984	35,574,000	23,985	56,370,000		
Manufactures				20,728,000		22,715,000		7,035,000		
Glass and glassware				15,198,000		14,731,000		17,561,000		
Grain—										
Barley ...100 kilogs.	20,984,915	238,403,000	21,146,793	281,752,000	19,856,288	255,849,600	25,698,604	303,016,000	30,006,238	310,007,000
Beans " "			378,468	7,469,000	309,352	5,812,000	361,809	7,659,000		

GERMANY (Wirtschaftsgebiet. *See* Foot Note Page 152.)

TOTAL Quantities and Values of the Principal Articles Imported, for Consumption (Merchandise only), &c.—*Continued.*

ARTICLES.	1906.		1907.		1908.		1909.		1910.	
	Quantity.	Value.	Quantity.	Value.	Quantity.	Value.	Quantity.	Value.	Quantity.	Value.
		Marks.		Marks.		Marks.		Marks.		Marks.
Grain—*Con.*										
Buckwheat ... 100 kilogs.	223,846	3,032,000	244,713	3,797,000	232 282	3,491,000	246,032	3,489,000	.....	.....
Corn ..... " "	11,400,825	112,666,000	12,521,011	136,383,000	6,698,871	81,388,000	7,070,214	87,939,000	5,731,266	61,633,000
Malt ..... " "	850,225	19,937,000	865,385	21,635,000	762,519	19,444,000	577,496	14,091,000	.....	.....
Oats ..... " "	6,445,481	75,412,000	3,231,763	41,420,000	2,998,036	34,497,000	5,279,410	65,681,000	4,577,214	47,164,000
Pease ..... " "	.....	.....	944,654	17,158,000	818,939	13,604,000	1,012,489	18,637,000	.....	.....
Rice ..... " "	.....	.....	2,675,015	45,718,000	3,988,606	70,822,000	2,342,529	39,894,000	.....	.....
Rye ..... " "	6,484,717	75,367,000	6,082,674	89,171,000	3,472,636	52,318,000	2,747,215	38,551,000	3,895,081	42,491,000
Wheat ..... " "	20,080,820	281,760,000	24,548,455	384,681,000	20,905,443	349,263,000	24,330,978	456,457,000	23,437,423	377,274,000
Grain products										
Bran ..... 100 kilogs.	13,592,405	127,623,000	14,169,357	148,864,000	13,026,473	132,778,000	13,463,856	139,834,000	11,286,931	102,802,000
Rice, pearled ..... " "	.....	.....	729,658	16,337,000	1,169,101	27,004,000	851,935	19,293,000	.....	.....
Wheat flour ..... " "	215,251	4,885,000	196,746	5,008,000	169,702	4,735,000	125,616	3,767,000	.....	.....
Gutta percha, India rubber—										
Crude ..... 100 kilogs.	.....	.....	233,485	121,476,000	219,885	99,381,000	272,013	153,778,000	273,997	260,937,000
Manufactures	.....	.....	.....	14,110,000	.....	14,069,000	.....	19,805,000	.....	.....
Hair, feathers and bristles—										
Bristles ..... 100 kilogs.	.....	.....	35,175	22,737,000	30,546	18,656,000	31,550	19,762,000	.....	.....
Feathers ..... " "	.....	.....	110,975	41,208,000	98,629	40,475,000	95,077	42,226,000	.....	.....
Hair, all sorts ..... " "	.....	.....	107,475	19,267,000	95,396	16,135,000	98,956	19,227,000	.....	.....
Hats	.....	.....	.....	20,853,000	.....	13,457,000	.....	14,768,000	.....	.....
Hides and skins other than fur ..... 100 kilogs.	.....	.....	1,850,953	344,132,000	1,948,831	377,051,000	2,070,599	492,489,000	2,285,196	513,365,000
Hops ..... " "	.....	.....	30,238	5,396,000	27,918	3,894,000	36,363	13,651,000	.....	.....
Leather—										
Unmanufactured ..... " "	.....	87,478,000	72,909	54,051,000	73,055	53,382,000	78,089	57,412,000	.....	91,219,000
Manufactured			.....	27,108,000	.....	23,650,000	.....	22,760,000		
Machinery—										
Reaping ..... 100 kilogs.	.....	91,819,000	279,100	18,142,000	253,806	16,497,000	223,948	14,557,000	.....	66,076,000
Sewing and knitting ..... " "			29,679	7,793,000	25,496	12,543,000	25,024	6,378,000		
Other machinery			.....	57,259,000	.....	46,556,000	.....	42,546,000		
Manufactures of vegetable carving materials, other than wood and cork	.....	.....	.....	5,073,000	.....	4,188,000	.....	4,776,000	.....	.....

Manures, artificial . ...100 kilogs.			3,270,721	20,177,000	3,539,135	21,217,000	4,492,608	24,478,000		
Meat and preparations of meat—										
Bacon.....100 kilogs.			11,011	1,104,000	7,055	751,000	11,493	1,386,000		
Extracts of meat..... " "			10,321	9,231,000	9,806	8,643,000	11,657	10,353,000		
Meat (except bacon). " "			37,369	20,426,000	201,319	18,296,000	274,612	25,828,000		
Poultry.. .... " "			72,326	10,125,000	74,696	10,458,000	74,064	10,731,000		
Metals—										
Aluminium and mfrs. of..... " "			39,738	11,097,000	32,779	5,771,000	87,689	11,628,000		
Copper—										
Unwrought..... " "			1,391,682	264,309,000	1,701,505	207,135,000	1,674,611	201,952,000	1,848,767	219,700,000
Wrought.... .... " "			48,342	16,423,000	52,685	13,850,000	41,211	12,486,000		
Gold..... " "			34	8,790,000	32	8,131,000	35	10,176,000		
Iron—										
Pig..... ... " "	4,090,825	28,025,000	4,436,239	32,549,000	2,527,786	15,596,000	1,342,298	9,209,000	1,363,260	9,566,000
Other..... . ..... " "			3,697,207	87,503,000	3,063,337	80,774,000	3,253,115	73,670,000		
Lead—										
Unwrought ..... " "			749,729	29,034,000	772,181	20,859,000	769,301	20,307,000		
Wrought ... . " "			2,275	221,000	4,305	239,000	3,635	227,000		
Nickel—										
Unwrought..... " "			21,818	7,636,000	30,577	10,549,000	37,452	12,883,000		
Wrought.... ..... " "			1,125	508,000	610	249,000	765	310,000		
Silver... ..... " "			289	4,698,000	282	4,523,000	288	4,596,000		
Tin—										
Unwrought ..... " "	110,980	49,486,000	128,139	47,943,000	140,386	37,814,000	135,369	36,693,000	142,968	43,773,000
Wrought..... " "			2,059	979,000	2,040	813,000	1,634	653,000		
Zinc—										
Unwrought..... " "			284,591	13,923,000	326,233	13,777,000	445,138	20,028,000		
Wrought..... " "			13,835	857,000	23,809	1,096,000	27,196	1,230,000		
Unenumerated metals.....				16,543,000		18,386,000		17,113,000		
Mineral oils and other raw mineral materials—										
Asphaltum.....100 kilogs.			1,282,574	6,413,000	1,300,627	6,503,000	983,778	4,919,000		
Mineral greases.... " "			2,266,092	33,575,000	2,168,873	29,859,000	2,169,871	29,588,000		
Naphte and benzine, raw..... " "			1,107,910	18,713,000	1,073,700	13,482,000	1,338,134	17,153,000		
Pétroleum, refined.. " "			9,944,139	77,925,000	10,163,308	72,173,000	9,520,256	62,950,000		
Mineral waters.. ....100 kilogs.			105,834	4,413,000	99,477	4,146,000	97,898	3,745,000		
Musical instruments.				4,527,000		3,616,000		3,445,000		
Oilcake and oilcake meal..... .....100 kilogs.	6,012,925	78,476,000	7,137,764	94,288,000	6,640,593	85,880,000	7,313,234	98,332,000	7,139,327	92,758,000
Ores, slag, ashes:										
Copper.....100 kilogs.			192,948	5,344,000	174,564	3,189,000	264,876	5,031,000		
Iron..... ..... " "	76,297,300	137,221,000	84,760,760	162,026,000	77,329,494	126,501,000	83,665,994	126,647,000	98,168,218	161,302,000
Lead ... . " "			1,378,610	34,933,000	1,335,966	24,867,000	1,110,174	20,021,000		
Manganese..... " "			3,933,267	24,566,000	3,341,333	15,049,000	3,844,453	17,637,000		
Tin..... " "			99,708	17,947,000	114,196	14,845,000	154,228	20,667,000		
Wolfram .. .. " "			22,394	5,599,000	23,079	4,154,000	25,205	4,537,000		
Zinc..... " "			1,847,026	22,838,000	1,999,403	19,661,000	2,011,100	22,126,000		

GERMANY (Wirtschaftsgebiet *See* Foot Note Page, 152)

TOTAL Quantities and Values of the Principal Articles Imported for Consumption (Merchandise only) &c.—*Continued.*

ARTICLES.	1906.		1907.		1908.		1909.		1910.	
	Quantity.	Value.	Quantity.	Value.	Quantity.	Value.	Quantity.	Value.	Quantity.	Value.
		Marks.		Marks.		Marks.		Marks.		Marks.
Paintings	...	...	...	16,812,000	...	17,292,000	...	19,914,000	...	...
Paper, cardboard and manufactures of	...	...	...	27,439,000	...	24,047,000	...	24,698,000	...	...
Plaits and plaited wares of vegetable materials except textile fibres	...	...	...	10,118,000	...	7,948,000	...	10,532,000	...	...
Plants and trees	...	...	...	14,930,000	...	16,863,000	...	16,519,000	...	...
Prepared wax, solid fatty acids, paraffine and similar candle-making materials, manufactures of wax, soap and other manufactures of grease, oil or wax :—										
Paraffine, crude....100 kilogs.	...	...	151,134	9,068,000	109,671	4,935,000	151,056	5,891,000	...	...
Other, N.E.S.	...	...	...	10,808,000	...	13,170,000	...	11,623,000	...	...
Products of milling and of other processes for the extraction of fatty oils :—										
Cocoanut oil.....100 kilogs.	...	...	35,864	2,284,000	50,759	2,401,000	90,490	4,621,000	...	...
Cotton-seed oil.... " "	...	...	527,707	27,510,000	440,694	18,127,000	343,368	16,033,000	...	...
Olein oil..... " "	...	...	160,390	6,996,000	154,525	5,485,000	186,766	7,657,000	...	...
Olive oil. .. .... " "	...	...	48,575	3,701,000	57,979	5,062,000	26,646	2,877,000	...	...
Palm oil. .... " "	...	...	130,075	6,310,000	95,429	3,797,000	152,356	6,391,000	...	...
Raw materials of animal origin and waste produce	...	...	...	66,970,000	...	65,667,000	...	77,394,000	...	...
Seeds :—										
Clover.....100 kilogs.	...	...	461,032	43,842,000	424,693	41,232,000	540,429	52,500,000	...	...
Copra..... " "	...	...	497,817	23,491,000	836,688	30,203,000	1,121,593	46,507,000	...	...
Cotton ..... " "	...	...	404,891	5,817,000	525,281	7,530,000	934,282	14,758,000	...	...
Grass ..... " "	...	...	184,223	9,777,000	167,376	9,074,000	171,779	10,455,000	...	...
Linseed..... " "	3,788,235	83,275,000	4,398,597	97,874,000	4,684,218	101,229,000	4,368,667	105,672,000	3,205,224	100,767,000
Palm kernel..... " "	...	...	1,684,068	55,390,000	1,806,847	46,146,000	2,304,476	69,099,000	...	...
Rape.. . ... " "	...	...	1,567,370	43,525,000	697,537	18,544,000	1,427,025	32,743,000	...	...
Sesamum .. . .. . " "	...	...	668,254	20,492,000	729,689	25,271,000	779,401	22,024,000	...	...

Shellac.....100 kilogs.	.....	.....	36,329	11,989,000	46,750	10,285,000	55,556	10,000,000	.....	.....	
Silk :—											
Raw, artificial and floss..... " "	61,966	169,512,000	63,239	194,125,000	63,229	157,409,000	76,164	193,931,000	78,831	181,757,000	
Yarn and twist..... " "	.....	65,217,000	19,191	32,373,000	16,883	28,584,000	17,000	27,035,000	.....	81,549,000	
Manufactures.... . " "			.....	46,459,000	.....	35,868,000	.....	42,512,000			
Spices.....100 kilogs.	.....	.....	113,506	14,139,000	133,164	13,157,000	127,390	13,192,000	.....	.....	
Starches and starch products .... " "	.....	.....	40,935	1,538,000	51,907	1,813,000	55,222	1,791,000	.....	.....	
Stone, manufactures of, or other mineral substances except earthenware :											
Paving stone .. .100 kilogs.	.....	.....	6,010,125	11,753,000	5,526,746	10,803,000	4,270,322	8,336,000	.....	.....	
Precious stones...	.....	.....	.....	15,825,000	.....	13,386,000	.....	12,488,000	.....	.....	
Stone-cutters' wares, plainly wrought.....100 kilogs.	.....	.....	461,088	5,683,000	422,545	5,165,000	425,535	5,220,000	.....	.....	
Sugar..... ..... " "	.....	.....	41,232	1,199,000	159,842	4,000,000	81,257	2,068,000	.....	.....	
Tanning materials.....	.....	.....	.....	33,187,000	.....	28,080,000	.....	31,244,000	.....	40,550,000	
Tea .... 100 kilogs.	.....	.....	39,376	7,315,000	40,014	7,033,000	49,612	8,572,000	.....	.....	
Tobacco :—											
Unmanufactured .. 100 kilogs.	622,385	124,150,000	690,164	132,016,000	752,416	125,535,000	762,447	132,088,000	.....	118,547,000	
Manufactured. .. . " "			44,052	18,725,000	143,209	27,084,000	136,252	26,680,000			
Turpentine..... " "	.....	.....	1,123,243	25,893,000	1,298,263	28,212,000	983,427	24,175,000	.....	29,453,000	
Varnishes, lacs and cements. ... . " "	.....	.....	28,568	3,837,000	24,110	3,195,000	23,591	3,474,000	.....	.....	
Vegetables :—											
Potatoes..... " "	.....	.....	3,367,118	16,718,000	3,294,172	15,257,000	3,466,172	21,538,000	.....	.....	
Kitchen vegetables .. " "	.....	.....	1,881,440	29,563,000	2,328,450	36,465,000	2,353,438	42,385,000	.....	.....	
Vegetable products for industrial or medicinal use.....	.....	.....	.....	42,344,000	.....	33,065,000	.....	31,523,000	.....	.....	
Vehicles.....	.....	.....	.....	20,064,000	.....	12,731,000	.....	11,532,000	.....	.....	
Vessels.....	.....	.....	.....	32,040,000	.....	16,976,000	.....	18,605,000	.....	.....	
Vinegar and yeasts	.....	.....	.....	1,973,000	.....	2,739,000	.....	3,432,000	.....	.....	
Wood :—											
Cork and cork bark..100 kilogs.	.....	.....	278,042	8,099,000	335,066	8,917,000	279,410	6,642,000	.....	.....	
Cork wares..... " "	.....	.....	16,981	5,400,000	15,471	4,733,000	15,750	3,984,000	.....	.....	
Railway sleepers.... " "	.....	.....	4,341,004	19,263,000	4,051,267	13,075,000	2,971,681	9,387,000	.....	.....	
Staves and headings.. " "	.....	.....	482,882	6,639,000	424,061	5,863,000	438,285	6,177,000	.....	.....	
Timber for building and industrial purposes :—											
Rough, merely cut into lengths.....100 kilogs.	63,280,446	316,230,000	62,178,113	286,839,000	34,550,277	108,560,000	34,236,585	108,817,000	.....	276,384,000	
Hewn longtitudinally..... . . " "	.....	.....	4,337,501	25,007,000	3,899,212	20,550,000	4,417,226	23,181,000			
Sawn longtitudinally .. .... " "	.....	.....	19,883,077	138,729,000	16,826,640	115,457,000	17,405,911	120,576,000			
Wood blocks for pulp " "	.....	.....	7,450,546	20,862,000	8,334,813	19,170,000	10,652,501	23,436,000	.....	.....	
Wooden wares.....	.....	.....	.....	17,479,000	.....	16,482,000	.....	18,384,000	.....	.....	

GERMANY (Wirtschaftsgebiet. *See* Foot Note Page 152.)

TOTAL Quantities and Values of the Principal Articles Imported for Consumption (Merchandise only) &c.—*Concluded.*

ARTICLES.	1906.		1907.		1908.		1909.		1910.	
	Quantity.	Value.	Quantity.	Value.	Quantity.	Value.	Quantity.	Value.	Quantity.	Value.
		Marks.		Marks.		Marks.		Marks.		Marks.
Wool:—										
Raw ... 100 kilogs.	1,748,460	372,346,000	1,853,064	393,999,000	1,800,451	311,548,000	1,959,095	356,795,000	1,979,437	389,760,000
Worked (combed or carded) ... " "	...	...	296,681	94,077,000	204,975	79,163,000	368,950	109,751,000	...	...
Yarn ... " "	245,864	122,055,000	260,319	138,990,000	204,492	97,478,000	256,775	119,654,000	249,760	119,884,000
Manufactures	...	32,979,000	...	35,144,000	...	33,671,000	...	34,947,000	...	37,380,000
Total value of the principal and other articles imported (mdse).	...	8,021,890,000	...	8,743,976,000	...	7,664,021,000	...	8,520,125,000	...	8,934,100,000
Coin and bullion	...	416,663,000	...	256,645,000	...	413,072,000	...	340,285,000	...	375,900,000
Total imports	...	8,438,553,000	...	9,000,621,000	...	8,077,093,000	...	8,860,410,000	...	9,310,000,000

GERMANY (Wirtschaftsgebiet. *See* Foot Note Page 152.)

TOTAL Quantities and Values of the Principal Articles of Domestic Produce Exported (Merchandise only) during the Years ended December 31, 1906 to 1910, inclusive.

NOTE:—Mark=23·8 cents. Kilog=2·204 lbs.

ARTICLES.	1906.		1907.		1908.		1909.		1910.	
	Quantity.	Value.	Quantity.	Value	Quantity.	Value.	Quantity.	Value.	Quantity.	Value.
		Marks.		Marks.		Marks.		Marks.		Marks.
Ammunition, explosives and inflammable substances—										
Cartridges, filled ... 100 kilogs.	.....	.....	43,862	14,036,000	25,428	6,993,000	56,385	15,506,000	.....	.....
Other ammunition &c. " "	.....	.....	93,548	18,755,000	92,527	18,563,000	105,000	24,148,000	7,116	2,535,000
Animal fats ..... " "	.....	.....	96,181	3,593,000	115,866	5,387,000	97,707	3,639,000	.....	.....
Animals, living										
Cattle ..... No.	.....	.....	1,432	641,000	2,011	1,017,000	10,455	4,020,000	.....	.....
Horses ..... "	6,683	3,790,000	6,926	3,461,000	6,515	2,615,000	7,130	2,148,000	.....	.....
Sheep ..... "	.....	.....	55,796	1,986,000	51,747	1,827,000	53,889	1,874,000	.....	.....
Swine ..... "	.....	.....	26,928	2,541,000	9,185	849,000	1,259	76,000	.....	.....
Animal materials for carving	.....	.....	.....	12,855,000	.....	11,536,000	.....	11,963,000	.....	.....
Beverages—										
Beer	.....	25,719,000	.....	23,940,000	.....	21,130,000	.....	22,106,000	.....	24,612,000
Spirits	.....	10,382,000	.....	13,155,000	.....	8,081,000	.....	9,523,000	.....	11,392,000
Wines	.....	.....	.....	25,971,000	.....	23,807,000	.....	23,792,000	.....	.....
Books, printed or written 100 kilogs	.....	.....	127,311	48,768,000	135,825	50,720,000	132,744	51,173,000	.....	.....
Book-binders' and tracing cloth, waterproof tissues, tissues covered with grinding or polishing substances, linoleum and similar materials	.....	.....	.....	16,507,000	.....	14,238,000	.....	16,170,000	.....	.....
Brooms, brushes and sieves.	.....	.....	.....	11,492,000	.....	9,869,000	.....	9,596,000	.....	.....
Chemicals, simple, acids, salts and combinations of—										
Ammonia ..... 100 kilogs.	.....	.....	574,931	14,373,000	731,859	18,296,000	587,229	14,681,000	.....	.....
Caustic potash ..... " "	.....	.....	202,578	7,090,000	250,479	8,767,000	270,954	9,483,000	.....	.....
Chloride of potassium " "	.....	.....	1,736,376	25,177,000	1,743,454	25,280,000	2,162,857	31,361,000	2,702,374	39,184,000
Cyanide of potassium " "	.....	.....	52,102	7,294,000	48,866	6,841,000	62,828	8,168,000	.....	.....
Magnesia ..... " "	.....	.....	1,283,444	10,268,000	1,331,676	10,653,000	1,383,275	11,066,000	.....	.....
Nitrate of soda ..... " "	.....	.....	227,152	4,952,000	235,492	4,710,000	280,187	5,184,000	.....	.....
" potash ..... " "	.....	.....	126,692	5,701,000	106,425	4,683,000	124,982	5,437,000	.....	.....
Potash ..... " "	.....	.....	133,141	4,793,000	130,088	4,553,000	137,965	4,898,000	.....	.....

GERMANY. (Wirtschaftsgebiet. *See* Foot Note Page 152.)

TOTAL Quantities and Values of the Principal Articles of Domestic Produce Exported (Merchandise only), &c.—*Continued.*

ARTICLES.	1906.		1907.		1908.		1909.		1910.	
	Quantity.	Value.	Quantity.	Value.	Quantity.	Value.	Quantity.	Value.	Quantity.	Value.
		Marks.		Marks.		Marks.		Marks.		Marks.
Chemicals, simple, &c.—*Con.*										
Soda.....100 kilogs.	.....	.....	396,021	3,279,000	606,803	5,326,000	574,618	5,067,000	.....	.....
Sulphate of potash... " "	.....	.....	461,576	7,616,000	488,069	8,053,000	630,648	10,406,000	.....	.....
Zinc oxide..... " "	.....	.....	11,570	3,471,000	7,576	2,046,000	8,472	737,000	.....	.....
All other.....	.....	.....	.....	102,487,000	.....	97,837,000	.....	118,879,000	.....	.....
Chemical and pharmaceutical products, N.E.S.—										
Alkaloids, salt and combinations of.....100 kilogs.	.....	.....	11,774	5,917,000	2,409	17,213,000	2,289	15,557,000	.....	.....
Gelatine.. ..... " "	.....	.....	10,224	2,556,000	9,999	2,500,000	9,901	2,277,000	.....	.....
Glue..... " "	.....	.....	54,722	3,311,000	50,291	3,043,000	52,575	3,181,000	.....	.....
Tanning extracts ... " "	.....	.....	7.645	204,000	114,460	3,436,000	141,157	4,243,000	.....	.....
All other.....	.....	.....	.....	40,605,000	.....	32,199,000	.....	36,622,000	.....	.....
Clocks and watches.....	.....	.....	.....	26,371,000	.....	21,970,000	.....	22,055,000	.....	.....
Clothing, millinery and other sewn articles.....	.....	125,101,000	.....	122,700,000	.....	96,783,000	.....	87,743,000	.....	103,813,000
Coal, coke, &c.—										
Coal.....100 kilogs.	195,509,636	252,515,000	200,565,031	279,628,090	211,907,772	287,478,000	233,507,049	312,971,000	242,574,206	323,338,000
Coal briquettes ... " "	.....	.....	8,793,013	17,795,000	10,701,991	20,940,000	11,459,175	21,977,000	.....	.....
Coke.... ..... " "	34,153,471	72,512,060	37,911,349	90,326,000	35,774,961	82,768,000	34,447,911	70,404,000	41,279,339	84,883,000
Coal tar, coal tar oils, and coal-tars products—										
Aniline and aniline salts 100 kilogs.	.....	.....	87,038	8,051,000	70,452	6,517,000	78,819	7,496,000	.....	.....
All other	.....	.....	.....	22,586,000	.....	22,446,000	.....	23,035,000	.....	.....
Colours and dye-stuffs—										
Aniline dyes.....100 kilogs.	.....	.....	437,159	112,447,000	390,132	99,087,000	477,841	117,677,000	499,971	125,790,000
Alizarine dyes..... " "	.....	.....	104,422	23,435,000	88,436	20,972,000	97,495	22,873,000	.....	.....
Bronze colours. . .. " "	.....	.....	16,985	6,454,000	15,119	4,536,000	17,173	4,980,000	.....	.....
Indigo..... " "	127,299	31,575,000	164,584	42,793,000	155,670	38,876,000	164,001	40,061,000	175,644	39,613,000
Whitelead.... ..... " "	.....	.....	230,329	9,674,000	233,347	7,653,000	196,413	6,134,000	.....	.....
Zinc, white and gray. " "	.....	.....	187,346	9,367,000	177,367	8,159,000	184,385	8,666,000	.....	.....
All other.....	.....	.....	.....	32,368,000	.....	29,371,000	.....	30,929,000	.....	.....

Cotton—										
Raw or cleaned.....100 kilogs.	.....	.....	584,426	66,386,000	539,372	57,801,000	553,526	56,774,000	500,937	64,332,000
Worked (carded or combed)..... " "	.....	.....	258,711	18,554,000	251,199	16,037,000	297,396	15,734,000	.....	.....
Yarn..... " "	121,365	32,073,000	122,540	37,783,000	136,301	36,503,000	162,178	48,931,000	163,722	54,769,000
Manufactures—										
Embroideries.....	.....	36,565,000	.....	27,927,000	.....	24,647,000	.....	27,013,000	.....	28,620,000
Gloves and hair nets.....	.....	.....	.....	64,560,000	.....	58,013,000	.....	26,312,000	.....	.....
Lace.....	.....	40,075,000	.....	37,789,000	.....	31,607,000	.....	36,700,000	.....	36,495,000
Piece goods, close woven—										
Bleached.....	.....	15,384,000	.....	17,053,000	.....	13,449,000	.....	15,054,000	.....	15,174,000
Dyed, printed or coloured.	.....	128,243,000	.....	124,058,000	.....	94,813,000	.....	93,838,000	.....	117,508,000
Unbleached.....	.....	11,768,000	.....	11,254,000	.....	8,907,000	.....	5,129,000	.....	4,563,000
Socks and stockings.....	.....	.....	.....	92,790,000	.....	70,630,000	.....	65,631,000	.....	.....
Underwear.....	.....	.....	.....	22,922,000	.....	20,990,000	.....	20 417,000	.....	.....
All other.....	.....	.....	.....	36,688,000	.....	25,130,000	.....	31,593,000	.....	.....
Earths and stones—										
Cement.....100 kilogs.	7,370,714	19,238,000	6,931,682	20,795,000	5,288.469	14,279,000	6,118,927	19,918,000	7,258,329	22,654,000
Clay, including china-clay, and all kinds of loam.100 "	.....	.....	3,275,644	5,767,000	3,382,814	5,845,000	3,139,175	4,982,000	.....	.....
Sand and gravel.....100 "	.....	.....	10,980,050	6,588,000	6,971,592	4,183,000	8,062,529	1,854,000	.....	.....
Stones (except slate or paving) merely rough wrought, even sawn, but not on more than three sides.....100 "	.....	.....	5,284,416	12,472,000	5,922,391	13,407,000	6,055,706	13,462,000	.....	.....
All other earths and stones.....	.....	.....	.....	20,484,000	.....	21,883,000	.....	16,278,000	.....	.....
Earthenware.....100 kilogs.	.....	.....	4,985,159	106,258,000	5,059,940	74,788,000	4,638,672	76,063,000	.....	.....
Electric apparatus										
Appliances for transmission of electric power.100 "	.....	.....	55,837	18,594,000	79,012	25,363,000	71,805	20,321,000	.....	.....
Cables, electric, for submarine or subterranean use.....100 "	.....	.....	322,895	56,507,000	297,335	49,060,000	324,164	47,004,000	.....	.....
Dynamos, motors, transformers, &c.....100 "	172,341	31,146,000	248,462	44,785,000	305,986	45,417,000	264,858	37,110,000	348,185	50,862,000
Electric measuring, counting and registering apparatus.....100 "	.....	.....	9,699	8,729,000	10,041	20,082,000	16,552	36,414,000	.....	.....
Incandescent lamps...100 "	.....	.....	6,985	10,478,000	10,670	9,603,000	12,251	10,413,000	.....	.....
Telegraph appliances, telephones, &c.....100 "	.....	.....	15,305	15,305,000	14,140	15,140,000	16,004	16,001,000	.....	.....
All other.....	.....	.....	.....	12,935,000	.....	12,663,000	.....	13,638,000	.....	.....
Ethers, alcohols, N.E.S., volatile oils, perfumery and cosmetics.....	.....	.....	.....	22,733,000	.....	19,032,000	.....	21,763,000	.....	.....
Farm animal products—										
Beeswax.....100 kilogs.	.....	.....	5,800	1,566,000	4,276	1,133,000	4,805	1,446,000	.....	.....
Butter..... " "	.....	.....	2,427	504,000	2,178	412,000	2,042	473,000	.....	.....
Cheese..... " "	.....	.....	13,117	1,326,000	15,367	1,657,000	10,802	1,198,000	.....	.....

GERMANY. (Wirtschaftsgebeit. *See* Foot Note Page 152.)

TOTAL Quantities and Values of the Principal Articles of Domestic Produce Exported (Merchandise only), &c.—*Continued.*

ARTICLES.	1906.		1907.		1908.		1909.		1910.	
	Quantity.	Value.	Quantity.	Value.	Quantity.	Value.	Quantity.	Value.	Quantity.	Value.
		Marks.		Marks.		Marks.		Marks.		Marks.
Farm animal products—*Con.*										
Milk.....100 kilogs.	.....	.....	75,529	943,000	86,846	1,046,000	79,073	983,000	.....	.....
Fish, fresh..... " "	.....	.....	113,775	7,027,000	135,765	8,055,000	140,933	6,775,000	.....	.....
Firearms	.....	.....	.....	5,746,000	.....	4,934,000	.....	5,558,000	.....	.....
Flax, hemp, jute, ramie, &c.:—										
Raw.....100 kilogs.	.....	.....	494,495	22,873,000	521,724	22,328,000	456,032	21,142,000	.....	.....
Worked..... " "	.....	.....	26,768	2,474,000	29,709	2,497,000	23,881	1,701,000	.....	.....
Yarn..... " "	.....	.....	83,114	11,959,000	81,138	10,280,000	97,542	11,621,000	.....	.....
Manufactures.....	.....	.....	.....	33,727,000	.....	23,973,000	.....	27,678,000	.....	.....
Fodder, green or raw..100 kilogs	.....	.....	357,242	2,093,000	514,489	2,825,000	916,202	4,722,000	.....	.....
Fruits..... " "	.....	.....	157,708	4,443,000	130,199	2,978,000	173,437	4,374,000	.....	.....
Fruit and plant juices.. " "	.....	.....	1,980	816,000	2,573	377,000	2,612	749,000	.....	.....
Furs:—										
Skins, wholly or partially dressed..... 100 kilogs.	.....	113,648,000	27,836	97,225,000	29,921	104,928,000	36,886	130,555,000	.....	167,940,000
Manufactures.....			.....	9,303,000	.....	9,142,000	.....	11,562,000		
Glass and glassware.....	.....	99,921,000	.....	115,338,000	.....	104,097,000	.....	90,029,000	.....	99,922,000
Grain:—										
Malt.....100 kilogs.	.....	.....	96,658	2,815,000	81,128	2,356,000	78,773	2,244,000	.....	.....
Oats..... " "	.....	.....	3,488,845	46,960,000	4,950,928	58,474,000	3,002,826	41,818,000	.....	.....
Pease..... " "	.....	.....	57,783	1,128,000	53,291	1,118,000	63,958	2,058,000	.....	.....
Rice..... " "	.....	.....	93,060	1,829,000	73,251	1,484,000	22,522	410,000	.....	.....
Rye..... " "	.....	.....	2,328,224	33,642,000	5,861,274	77,202,000	6,505,439	92,335,000	.....	.....
Wheat..... " "	.....	.....	958,195	14,749,000	2,611,108	42,094,000	2,097,844	39,333,000	.....	.....
Grain products:—										
Bran.....100 kilogs.	.....	.....	117,053	1,293,000	167,495	1,661,000	227,112	2,160,000	.....	.....
Rice, pearled ..... " "	.....	.....	1,442,186	28,483,000	1,372,585	27,795,000	1,630,895	31,411,000	.....	.....
Rye flour..... " "	.....	.....	693,826	12,042,000	725,075	12,734,000	1,067,688	18,446,000	.....	.....
Wheat flour..... " "	.....	.....	878,021	17,764,000	1,513,915	32,204,000	1,649,686	45,149,000	.....	.....
Gutta percha, India rubber:—										
Crude.....100 kilogs.	.....	.....	88,713	36,774,000	68,605	27,997,000	95,711	33,159,000	.....	.....
Manufactures.....	.....	.....	.....	47,351,000	.....	45,671,000	.....	42,829,000	.....	.....
Hair, feathers and bristles:—										
Bristles.....100 kilogs.	20,028	21,164,000	19,652	20,796,000	17,584	15,246,000	18,779	14,917,000	20,229	16,555,000

Feathers.....100 kilogs.	.....	....	19,956	7,593,000	19,604	8,509,000	17,810	7,313,000	.....	.....
Hair, all sorts.. ..... " "	.....	.....	56,196	12,303,000	46,228	10,475,000	58,544	9,151,000	.....	.....
Hats.	.....	.....	.....	11,918,000	.....	9,277,000	.....	8,815,000	.....	.....
Hides and skins other than fur.....100 kilogs.	.....	.....	674,949	109,488,000	734,682	110,582,000	837,191	135,677,000	846,937	148,806,000
Hops..... " "	121,414	28,742,000	102,240	18,753,000	124,021	18,542,000	88,036	19,057,000	86,708	22,728,000
Leather:										
Unmanufactured..... " "	162,220	160,280,000	154,132	152,605,000	175,588	185,709,000	197,482	173,003,000	211,510	192,344,000
Manufactured.....	.....	84,392,000	.....	81,676,000	.....	77,399,000	.....	74,256,000	.....	78,540,000
Machinery:										
Fire engines and pumps.....	.....	.....	.....	4,904,000	.....	4,098,000	.....	4,291,000	.....	.....
Locomotives, steam, for railways or tramways.....	.....	42,801,000	.....	37,244,000	.....	62,284,000	.....	11,854,000	.....	50,886,000
Locomotives, steam, other than for railways or tramways, including steam road rollers and steam locomobiles.....			.....	9,583,000	.....	9,526,000	.....	12,524,000		
Machines for dressing yarn and spun ware.....	.....	.....	.....	10,213,000	.....	8,682,000	.....	8,646,000	.....	.....
Machines for working metal....	.....	.....	.....	65,738,000	.....	65,092,000	.....	50,320,000	.....	.....
" " wood.	.....	.....	.....	9,771,000	.....	9,355,000	.....	10,313,000	.....	.....
Sewing and knitting machines..	.....	.....	.....	40,216,000	.....	37,152,000	.....	35,822,000	.....	.....
Steam engines, steam turbines, water-power machinery, explosion motors, &c.....	.....	.....	.....	13,758,000	.....	52,618,000	.....	47,717,000	.....	.....
All other.....	.....	.....	.....	165,845,000	.....	166,975,000	.....	172,884,000	.....	.....
Manufactures of vegetable carving materials other than wood and cork..100 kilogs.	.....	.....	147,292	35,331,000	155,366	30,531,000	162,691	32,924,000	.....	.....
Manures, artificial..... " "	.....	.....	5,398,781	26,509,000	5,025,842	25,229,000	5,557,386	26,891,000	.....	.....
Meats and preparations of meat..... " "	.....	.....	31,293	6,067,000	34,364	8,471,000	33,677	7,700,000	...	...
Metals:										
Aluminium and manufactures of ..... " "	.....	.....	19,257	7,478,000	12,323	4,304,000	17,683	6,436,000	.....	.....
Copper:—										
Unwrought ..... " "	.....	.....	230,325	44,813,000	222,505	28,694,000	201,504	27,048,000	.....	.....
Wrought ..... " "	.....	.....	394,784	117,851,000	473,922	102,456,000	475,098	114,577,000	.....	.....
Gold..... " "	.....	.....	633	98,185,000	807	138,434,000	1,523	286,718,000	.....	.....
Iron:										
Angle iron..... " "	3,296,905	39,479,000	2,288,157	32,938,000	2,290,833	27,467,000	2,731,984	29,920,000	2,649,691	30,346,000
Builders' and cabinet-makers' hardware ..... " "	.....	.....	92,437	8,319,000	83,454	7,094,000	91,265	7,301,000	.....	.....
Cutlery..... " "	.....	33,748,000	44,029	26,383,000	34,550	22,066,000	34,857	22,336,000	.....	25,702,000
Ingots, billets, puddled bars and blooms in the rough ..... " "	.....	.....	2,275,357	23,436,000	4,752,670	41,458,000	4,748,531	41,835,000	4,944,001	44,990,000
Locks and keys.... " "	.....	.....	103,709	12,964,000	84,446	9,711,000	97,663	9,766,000	.....	.....

GERMANY. (Wirtschaftsgebeit. *See* Foot Note Page 152.)

TOTAL Quantities and Values of the Principal Articles of Domestic Produce Exported (Merchandise only), &c.—*Continued.*

ARTICLES.	1906.		1907.		1908.		1909.		1910.	
	Quantity.	Value.	Quantity.	Value.	Quantity.	Value.	Quantity.	Value.	Quantity.	Value.
Metals—*Con.*		Marks.		Marks.		Marks.		Marks.		Marks.
Iron—*Con.*										
Mallable iron bars..100 kilogs.	5,325,980	61,913,000	6,078,059	77,315,000	6,496,900	72,294,000	6,335,829	66,895,000	7,856,223	83,479,000
Needles and pins.. " "	.....	.....	32,968	21,157,000	28,183	17,574,000	38,823	18,185,000	.....	.....
Pig iron..... " "	4,797,720	30,462,000	2,751,701	19,641,000	2,578,488	16,212,000	4,710,458	28,516,000	7,868,551	44,997,000
Rails..... " "	3,692,687	38,402,000	4,176,931	50,626,060	3,313,232	37,913,000	3,646,619	38,532,000	5,157,224	54,304,000
Sheets and plates.. " "	2,985,000	44,990,000	3,007,858	52,078,000	3,567,368	51,086,000	3,766,278	51,628,000	3,932,687	55,145,000
Tubing..... " "	.....	.....	1,185,222	40,779,000	1,165,498	34,951,000	1,285,077	36,157,000	.....	.....
Wire..... " "	3,273,720	50,545,000	3,076,802	54,260,000	3,522,998	52,533,000	3,194,079	52,771,000	3,990,199	59,490,000
All other.....	.....	.....	.....	742,393,000	.....	369,937,000	.....	319,464,000	.....	.....
Lead—										
Unwrought ... ...100 kilogs.	.....	.....	277,080	10,676,000	299,670	8,284,000	316,743	8,390,000	.....	.....
Wrought..... " "	.....	.....	105,510	8,543,000	105,009	7,421,000	110,006	7,610,000	.....	.....
Nickle..... " "	.....	.....	12,654	5,002,000	16,044	5,883,000	19,488	7,154,000	.....	.....
Silver..... " "	.....	.....	4,431	31,015,000	4,697	51,447,000	5,082	50,441,000	.....	.....
Tin—										
Unwrought..... " "	.....	.....	42,442	16,001,000	37,065	10,008,000	54,250	14,756,000	.....	.....
Wrought..... " "	.....	.....	26,038	12,070,000	24,145	9,248,000	25,045	9,618,000	.....	.....
Zinc—										
Unwrought..... " "	.....	.....	689,007	33,169,000	752,902	31,607,000	822,258	36,485,000	.....	.....
Wrought..... " "	.....	.....	274,484	16,328,000	217,058	13,083,000	221,560	13,749,000	.....	.....
Unenumerated metals...	.....	.....	.....	99,186,000	.....	86,439,000	.....	68,860,000	.....	.....
Mineral oils and other raw mineral materials.....	.....	.....	.....	11,359,000	.....	35,221,000	.....	13,637,000	.....	.....
Mineral water.....	.....	.....	.....	11,211,000	.....	10,205,000	.....	8,185,000	.....	.....
Musical instruments—										
Pianos.....	.....	56,171,000	.....	36,117,000	.....	32,735,000	.....	33,274,000	.....	62,795,000
Piano mechanisms and keyboards for.....			.....	4,262,000	.....	3,921,000	.....	3,853,000		
Stringed instruments.....			.....	4,355,000	.....	3,825,000	.....	3,902,000		
All other.....			.....	19,867,000	.....	16,696,000	.....	14,228,000		
Oilcake and oilcake meal100 kilogs.	.....	.....	1,797,111	23,798,000	1,881,754	25,255,000	1,955,185	27,879,000	.....	.....
Ores, slag, ashes :—										
Iron ore..... " "	.....	.....	39,044,077	20,073,000	30,677,365	14,244,000	28,250,060	13,669,000	.....	.....
Zinc ore ..... " "	.....	.....	348,629	3,906,000	394,502	3,929,000	519,936	5,027,000	.....	.....
All other.....	.....	.....	.....	4,629,000	.....	3,141,000	.....	4,305 000	.....	.....

Paintings	...	...	...	12,434,000	...	13,659,000	...	12,584,000	...	...
Paper, cardboard and manufactures of	...	...	...	190,010,000	...	184,318,000	...	200,328,000	...	...
Pictures on paper, produced by printing	...	...	...	23,853,000	...	21,543,000	...	20,678,000	...	...
Plaits and plaited wares of vegetable materials except textile fibres	...	...	...	8,531,000	...	8,180,000	...	8,444,000	...	...
Plants and trees	...	...	...	4,877,000	...	6,522,000	...	7,846,000	...	...
Prepared wax, solid fatty acids, paraffine and similar candle-making materials, manufactures of wax, soap and other manufactures of grease, oil or wax ... 100 kilogs.	...	...	314,136	33,357,000	292,324	30,316,000	330,636	33,855,000	...	...
Products of milling and other processes for the extraction of fatty oils—										
Cocoa butter (cocoa oil) ... 100 kilogs.	...	...	20,804	6,449,000	18,494	4,624,000	27,291	5,622,000	...	...
Colza and rapeseed oil " "	...	...	31,009	2,109,000	30,358	1,943,000	34,627	1,946,000	...	...
Palm-kernel oil " "	...	...	288,896	19,645,000	290,751	14,828,000	425,957	25,444,000	...	...
Raw materials of animal origin and waste produce	...	...	...	18,285,000	...	17,901,000	...	18,237,000	...	...
Seeds—										
Clover ... 100 kilogs.	...	...	152,203	18,419,000	103,662	13,777,000	141,715	16,161,000	...	...
Grass ... " "	...	...	48,862	4,214,000	44,553	3,991,000	37,473	3,259,000	...	...
Sugar beet ... " "	...	...	238,193	12,950,000	229,218	10,729,000	271,117	20,085,000	...	...
Shellac ... " "	...	...	13,038	4,433,000	10,840	2,493,000	11,494	2,067,000	...	...
Silk—										
Raw, artificial and floss " "	...	...	18,553	40,914,000	16,705	31,981,000	17,563	32,304,000	...	...
Yarn and twist ... " "	...	191,496,000	5,122	11,401,000	4,564	9,304,000	5,529	10,923,000	...	194,317,000
Manufactures				203,801,000		166,682,000		163,772,000		
Starch and starch products	...	...	...	10,615,000	...	8,593,000	...	13,861,000	...	...
Stone, manufactures of, or other mineral substances except earthenware	...	...	...	20,754,000	...	19,732,000	...	21,040,000	...	...
Sugar—Raw ... 100 kilogs.	5,781,675	98,004,000	3,899,170	71,745,000	3,825,568	80,719,000	3,964,638	85,636,000	2,641,000	60,675,000
Refined ... " "	6,337,245	138,514,000	5,241,434	121,511,000	4,529,362	113,446,000	4,574,050	119,853,000	4,353,958	133,119,000
Tanning materials	...	...	...	2,321,000	...	1,739,000	...	2,121,000	...	...
Tobacco—										
Unmanufactured ... 100 kilogs.	...	...	8,900	763,000	25,118	2,020,000	10,182	950,000	...	...
Manufactured	...	...	...	6,881,000	...	8,327,000	...	7,102,000	...	...
Toys	...	70,471,000	...	80,313,000	...	66,794,000	...	76,069,000	...	86,128,000
Turpentine ... 100 kilogs.	...	...	249,563	6,501,000	276,503	6,360,000	217,813	5,018,000	...	...
Varnishes, lacs and cements	...	...	...	4,182,000	...	4,404,000	...	5,347,000	...	...
Vegetables—										
Potatoes ... 100 kilogs.	1,582,180	8,544,000	1,105,215	6,924,000	1,152,357	7,074,000	1,239,953	5,625,000	3,050,237	16,097,000
Kitchen vegetables ... " "	...	...	493,125	8,251,000	422,411	8,253,000	410,104	5,854,000	...	...

GERMANY (Wirtschaftsgebiet. *See* Foot Note Page 152.)

TOTAL Quantities and Values of the Principal Articles of Domestic Produce Exported (Merchandise only), &c.—*Concluded.*

ARTICLES.	1906.		1907.		1908.		1909.		1910.	
	Quantity.	Value.	Quantity.	Value.	Quantity.	Value.	Quantity.	Value.	Quantity.	Value.
		Marks.		Marks.		Marks.		Marks.		Marks.
Vegetable products for medicinal and industrial use	...	...	...	11,453,000	...	10,775,000	...	11,424,000	...	...
Vehicles	...	...	...	118,957,000	...	89,275,000	...	101,371,000	...	...
Vessels	...	...	...	14,961,000	...	8,342,000	...	16,196,000	...	...
Vinegar and yeasts	...	...	...	1,064,000	...	1,151,000	...	1,348,000	...	...
Wood										
Cork and cork-bark..100 kilogs.	...	...	20,038	1,002,000	17,470	874,000	10,456	577,000	...	...
Cork wares .... " "	...	...	26,722	3,742,000	30,087	3,180,000	32,120	3,041,000	...	...
Railway sleepers.... " "	...	...	705,845	3,176,000	1,029,088	4,116,000	831,252	4,589,000	...	...
Staves and headings.. " "	...	...	63,978	647,000	50,273	512,000	49,626	668,000	...	...
Timber for building and industrial purposes										
Rough, merely cut into lengths.....100 kilogs.	...	...	1,245,395	5,006,000	1,273,221	4,952,000	1,367,014	4,735,000	...	...
Hewn longitudinally. 100 kilogs.	...	...	262,209	1,983,000	261,606	1,706,000	287,212	2,344,000	...	...
Sawn " " "	...	...	742,205	5,862,000	874,339	6,544,000	849,735	7,995,000	...	...
Wood blocks for pulp. 100 kilogs.	...	...	394,607	1,342,000	436,777	1,310,000	380,032	977,000	...	...
Wooden-wares.	...	...	...	34,717,000	...	34,244,000	...	40,679,000	...	...
Wool—										
Raw ..... 100 kilogs.	128,713	39,595,000	135,758	43,673,000	134,390	37,371,000	171,569	43,980,000	164,713	43,315,000
Work (carded, combed, &c.) 100 kilogs.	...	...	287,007	77,270,000	242,543	55,578,000	263,248	67,385,000	...	...
Yarn..... " "	97,051	59,108,000	113,219	75,333,000	108,721	66,095,000	98,418	60,216,000	116,479	77,520,000
Manufactures	...	266,223,000	...	285,481,000	...	258,706,000	...	255,515,000	...	263,275,000
Total value of principal and other articles, exported (mdse)	...	6,359,029,000	...	6,845,224,000	...	6,398,572,000	...	6,592,242,000	...	7,474,700,000
Coin and bullion	...	119,579,000	...	249,693,000	...	82,926,000	...	266,451,000	...	169,500,000
Total exports	...	6,478,608,000	...	7,094,917,000	...	6,481,498,000	...	6,858,693,000	...	7,644,200,000

GOLD COAST.

VALUE of the Total Imports and Exports from and to each Principal Country during the Years ended December 31, 1906 to 1910, inclusive. *(Including Coin and Bullion.)*

Imports.					Countries.	Exports.				
1906.	1907.	1908.	1909.	1910.		1906.	1907.	1908.	1909.	1910.
$	$	$	$	$	*British Empire.*	$	$	$	$	$
7,740,243	8,557,133	7,183,838	8,667,543	12,182,098	....United Kingdom.....	7,414,118	9,512,514	9,501,654	8,737,141	8,943,352
.....	.....	1	2,745	9,631	... Gambia.....	.....	5,840	22,386	39	.....
67,451	4,818	18,596	12,979	140,915	....Sierra Leone.....	472	24,659	200	167,963	832
268,840	586,312	254,415	217,340	382,252	....*Southern Nigeria.....	650,337	854,047	623,016	1,008,563	556,177
83	243	640	62,270	39,600	... Other British Possessions.....	.....	486	1,093	.....	.....
8,076,617	9,148,506	7,457,490	8,962,877	12,754,496	....Totals, British Empire.....	8,064,927	10,397,546	10,148,349	9,913,706	9,500,361
					Foreign Countries.					
401,388	329,487	511,839	11,363	18,356	...Africa (Foreign).....	1,309	16,990	.....	.....	457
52,219	56,166	42,092	50,900	82,197	....France.....	316,552	429,224	491,923	618,893	955,177
1,011,381	1,135,077	1,178,721	1,192,542	1,580,007	....Germany.....	1,247,779	1,893,946	1,295,840	1,964,624	2,246,049
269,672	505,428	470,967	769,790	1,170,506	....Holland.....	3,426	3,932	84	569	29
.....	.....	.....	.....	.....	....Lome.....	8,810	6,375	.....	.....	.....
48,720	113,846	71,800	163,145	194,374	....Spanish Colony.....	.....	.....	.....	.....	.....
.....	37,103	25,487	484,662	455,452	....Togoland.....	.....	.....	193,051	190,399	236,465
159,533	488,505	117,468	4,312	98,019	....United States.....	66,406	105,349	159,682	234,471	195,993
637	1,364	837	13,244	26,045	....Other Foreign Countries.....	6,661	2,787	234	1,126	.....
1,943,550	2,366,976	2,419,451	2,689,928	3,624,956	....Totals, Foreign Countries.....	1,650,943	2,458,600	2,140,814	3,010,082	3,628,470
8,076,617	9,148,506	7,457,490	8,962,877	12,754,496	....Totals, British Empire.....	8,064,927	10,397,546	10,148,349	9,913,706	9,500,361
10,020,167	11,515,482	9,876,641	11,652,805	16,379,452	.....Grand totals.....	9,715,870	12,856,146	12,289,163	12,923,788	13,128,831

* Lagos prior to 1907.

GOLD COAST.

TOTAL Quantities and Values of the Principal Articles of Merchandise Imported during the Years ended December 31, 1906 to 1910, inclusive.

ARTICLES.	1906.		1907.		1908.		1909.		1910.	
	Quantity.	Value.	Quantity.	Value.	Quantity.	Va ue.	Quantity.	Value.	Quantity.	Value.
		$		$		$		$		$
Agricultural implements	.....	31,989	.....	38,037	.....	40,043	.....	59,218	.....	74,981
Ale, beer and porter ..... Galls.	47,247	36,056	50,085	38,076	66,154	48,657	70,166	51,975	98,290	70,639
Animals, living	.....	16,377	.....	9,129	.....	2,716	.....	5,912	.....	6,950
Apparatus and structural materials for telegraphs, telephones and electric lighting	.....	8,390	.....	19,797	.....	15,991	.....	32,008	.....	27,151
Apparel wearing	.....	295,421	.....	399,407	.....	387,027	.....	368,966	.....	514,708
Bags and sacks	.....	48,836	.....	68,654	.....	64,230	.....	78,504	.....	103,022
Beads	.....	79,959	.....	109,846	.....	157,577	.....	114,177	.....	135,128
Beef and pork	.....	46,944	.....	55,387	.....	43,011	.....	49,474	.....	30,431
Blue, indigo ..... Lbs.	263,372	26,820	257,740	30,495	226,337	25,063	304,816	28,134	348,681	34,972
Books, printed	.....	27,020	.....	28,222	.....	25,447	.....	28,012	.....	25,888
Brass and copperware	.....	17,175	.....	19,131	.....	28,986	.....	28,596	.....	48,910
Bread and biscuits ..... Cwt.	10,091	55,348	9,789	55,222	6,741	40,558	6,891	41,887	14,607	87,541
Building materials	.....	144,170	.....	158,264	.....	137,527	.....	238,413	.....	274,007
Candles ..... Lbs.	729,204	67,321	750,785	85,054	791,974	81,867	859,745	84,159	1,057,845	96,287
Carriages and carts	.....	87,936	.....	12,488	.....	14,697	.....	27,141	.....	158,618
Cartridges (filled) ..... No.	373,030	21,447	825,887	18,795	305,503	22,265	659,297	15,174	438,596	11,480
Clocks and watches	.....	9,967	.....	13,213	.....	13,111	.....	12,863	.....	20,163
Coal ..... Tons	21,376	186,359	24,334	173,691	18,868	125,901	15,049	133,074	21,160	210,133
Coopers' stores	.....	70,839	.....	127,180	.....	76,007	.....	93,070	.....	150,146
Cordage	.....	93,727	.....	108,108	.....	119,136	.....	119,593	.....	126,309
Cotton goods, including twist and yarn	.....	1,828,635	.....	2,608,455	.....	2,149,753	.....	2,168,397	.....	3,296,309
Drugs and chemicals	.....	128,358	.....	139,386	.....	119,827	.....	83,531	.....	124,485
Earthenware	.....	29,463	.....	37,478	.....	47,664	.....	45,586	.....	53,917
Firearms	.....	22,601	.....	22,435	.....	31,273	.....	24,464	.....	47,459
Flour ..... Bbls.	21,924	117,582	21,156	138,700	25,930	181,595	23,971	181,983	30,307	229,220
Furniture	.....	86,762	.....	100,760	.....	99,221	.....	102,730	.....	157,952
Galvanized iron and slates	.....	95,747	.....	128,047	.....	151,152	.....	142,939	.....	191,094
Glassware	.....	14,449	.....	13,349	.....	15,203	.....	17,272	.....	18,872
Gunpowder ..... Lbs.	212,837	20,089	309,401	28,971	336,182	32,957	278,246	27,438	373,873	35,716
Hardware and cutlery	.....	213,651	.....	263,350	.....	269,711	.....	313,710	.....	477,736
Lumber ..... Sq. ft.	2,299,932	95,387	3,508,913	150,365	2,010,810	83,833	2,505,253	110,346	4,717,112	135,818

Machinery		919,440		787,422		725,513		755,662		1,180,614
Mineral waters ... Doz. btls.	47,054	37,444	54,433	46,039	57,739	48,876	65,193	54,458	97,541	82,285
Musical instruments		17,522		29,915		35,021		32,913		63,194
Oil, kerosene ... Galls.	622,404	89,006	665,529	133,595	761,511	140,379	703,497	136,816	1,069,020	192,583
Paints and oils		56,385		60,147		53,990		68,001		86,144
Perfumery		102,068		145,046		124,431		121,783		183,269
Produce (*bona fide* of West Africa)		45,761		37,867		42,963		51,172		27,486
Provisions		412,645		428,851		486,730		579,883		742,575
Railway plant and rolling stock		15,476		24,649		9,242		319,209		113,300
Rice ... Cwt.	74,787	197,650	71,902	204,463	92,587	271,132	92,273	254,730	117,615	315,696
Salt ... Tons	1,832	22,415	2,592	32,032	2,894	37,205	4,133	51,445	4,536	54,238
Silk goods		134,291		246,592		209,013		147,353		170,707
Soap ... Lbs.	3,937,991	116,737	3,457,393	122,465	3,982,034	137,990	4,062,177	126,241	4,424,411	158,521
Spirits: Gin and Geneva ... Galls.	424,832	254,614	458,897	299,840	411,892	280,120	406,068	277,673	498,939	337,771
Rum ... "	702,855	277,400	723,158	274,163	814,419	317,555	741,929	279,965	1,039,964	400,512
Whiskey ... "	19,988	55,854	23,418	64,892	24,461	63,934	26,901	75,049	38,576	102,863
Other spirits		11,948		11,670		13,335		13,422		18,045
Stationery		65,749		70,547		75,044		81,224		78,923
Sugar ... Cwt.	25,035	110,235	26,830	123,418	27,768	27,299	27,537	130,300	36,251	185,940
Tobacco, all kinds ... Lbs.	1,315,214	210,980	1,234,442	225,867	1,055,563	237,776	1,491,620	310,907	1,406,807	344,609
Tools		51,178		57,037		53,071		65,373		75,715
Umbrellas		22,192		26,898		25,652		23,398		37,687
Vehicles ... No.			9	27,954	16	46,419	29	73,652	240	100,618
Velocipedes ... "	231	9,995	462	18,897	449	20,066	517	21,963	786	29,229
Vessels ... "	8	49,066	98	57,393	86	62,950	106	38,431	125	42,899
Wines ... Galls.	30,707	58,205	44,705	68,537	58,151	85,395	42,865	68,323	61,199	92,359
Woollen goods, including twist and yarn		58,293		75,209		73,798		57,597		73,686
All other articles		490,731		487,891		737,229		712,927		917,608
Totals imports (mdse)		7,942,105		9,388,788		9,094,134		9,758,616		13,185,148
Coin and bullion		2,078,062		2,126,694		782,507		1,894,189		3,194,304
Total imports		10,020,167		11,515,482		9,876,641		11,652,805		16,379,452

GOLD COAST.

Total Quantities and Values of the Principal Articles of Merchandise Exported during the Years ended December 31, 1906 to 1910, inclusive.

Articles.		1906.		1907.		1908.		1909.		1910.	
		Quantity.	Value.	Quantity.	Value.	Quantity.	Value.	Quantity.	Value	Quantity.	Value
			$		$		$		$		$
Cocoa	Lbs.	20,104,504	1,636,509	20,956,400	2,506,766	28,545,910	2,631,996	45,277,606	3,676,022	50,692,947	4,217,311
Coffee	"	2,769	238	516	48	456	53	346	15	189	10
Copra	Tons	327	20,878	386	30,105	613	31,584	809	50,861	754	63,417
Concentrates		.....	.....	.....	164,016	.....	146,360	.....	123,681	.....	224
Cotton, raw	Lbs.	92,886	4,973	56,088	4,701	51,480	5,700	31,290	3,845	11,421	1,279
Cotton, manufactures		.....	5,879	.....	19,593	.....	1,445	.....	1,518	.....	3,047
Gum, copal	Lbs.	194,162	10,784	398,363	24,985	380,954	23,164	62,042	3,708	53,847	3,144
Kola nuts		.....	358,342	.....	383,985	.....	410,562	.....	456,737	.....	378,218
Lumber	Feet	7,807,151	389,854	18,528,348	824,695	19,010,493	770,451	9,838,959	403,626	14,938,749	720,855
Monkey skins	No.	776	175	285	58	54	17	230	24	599	243
Palm kernels	Tons	9,355	393,392	9,753	495,533	8,956	378,729	11,598	547,434	14,182	900,610
" oil	Galls.	2,143,118	608,372	1,867,945	581,411	2,255,371	630,403	2,007,296	588,760	2,044,868	785,421
Rubber (African)	Lbs.	3,649,668	1,627,924	3,549,548	1,621,184	1,773,248	818,300	2,764,190	1,283,310	3,223,265	1,747,525
All other articles		.....	228,019	.....	73,578	.....	43,841	.....	46,096	.....	53,725
Totals exports (mdse.)		.....	5,285,339	.....	6,730,658	.....	5,892,602	.....	7,185,337	.....	8,875,029
Coin and bullion:											
Bullion, gold and gold dust	Ozs.	217,288	4,000,522	292,125	5,504,078	288,546	5,459,767	254,304	4,781,047	204,618	3,846,039
Coin, gold and silver		.....	430,009	.....	621,410	.....	936,794	.....	956,504	.....	407,763
Total exports		.....	9,715,870	.....	12,856,146	.....	12,289,163	.....	12,923,788	.....	13,128,831

GREECE.

VALUE of the Total Imports for Consumption and Exports of Domestic Produce from and to each Principal Country during the Years ended December 31, 1905 to 1909, inclusive. *(Including Coin and Bullion.)*

NOTE:—Drachma = 19·3 cents.

Imports.					Countries.	Exports.				
1905.	1906.	1907.	1908.	1909.		1905.	1906.	1907.	1908.	1909.
Drachmas.	Drachmas.	Drachmas.	Drachmas.	Drachmas.		Drachmas.	Drachmas.	Drachmas.	Drachmas.	Drachmas.
27,517,000	27,876,417	31,055,947	36,028,087	31,126,871	....United Kingdom.....	24,437,000	37,613,757	32,606,235	26,602,861	25,385,350
2,657,000	4,034,054	7,360,596	7,188,598	4,680,320	....America.....	6,441,000	8,776,715	11,290,037	6,051,852	8,735,880
19,444,000	16,920,959	19,261,298	17,714,084	17,282,246	...Austria-Hungary	7,877,000	11,452,270	11,414,079	12,675,978	10,265,054
2,276,000	2,226,902	2,534,838	4,209,734	2,937,713	....Belgium.....	2,068,000	3,221,208	3,887,164	4,107,742	6,910,323
5,136,000	12,438,210	11,386,592	9,245,808	4,889,443	....Bulgaria.....	133,000	52,469	127,248	90,549	99,867
634,000	578,728	780,428	764,957	908,984	..Egypt.....	5,929,000	8,184,955	8,325,717	7,450,926	7,513,947
10,101,000	10,198,205	10,802,934	10,781,198	9,567,915	....France.....	7,078,000	8,125,889	7,525,474	11,246,335	7,635,659
13,897,000	14,585,943	13,791,677	14,741,531	12,282,123	..Germany	7,514,000	10,893,084	10,813,312	10,152,161	10,159,347
1,922,000	1,480,690	1,871,619	2,734,135	2,789,228	..Holland.....	7,180,000	11,786,480	10,639,595	9,425,828	8,034,173
6,190,000	6,776,684	6,132,560	6,023,566	5,900,689	..Italy.....	4,266,000	5,073,336	8,319,981	9,180,743	5,615,075
3,815,000	2,068,442	1,610,757	1,897,501	1,656,109	....Roumania.....	1,152,000	648,503	457,507	755,868	585,888
27,725,000	26,642,020	24,708,253	22,240,507	26,780,788	....Russia.....	811,000	4,888,037	1,915,013	2,241,492	1,446,515
348,000	405,630	444,226	322,941	271,133	....Switzerland.....	.....	1,386	.....	79,797	437,267
15,538,000	14,008,468	12,783,661	14,208,496	11,648,978	....Turkey in Europe and Asia..	4,516,000	7,116,493	6,168,085	5,730,967	6,385,612
4,556,000	4,394,810	4,542,367	6,531,898	4,826,704	....Other Countries.....	4,289,000	5,691,324	4,130,750	4,919,904	2,476,948
141,756,000	144,636,162	149,067,753	154,633,041	137,549,244	..... Totals.....	83,691,000	123,525,906	117,620,197	110,713,003	101,686,905

GREECE.

TOTAL Quantities and Values of the Principal Articles Imported for Consumption during the Years ended December 31, 1905 to 1909, inclusive.

NOTE :—Drachma=19·3 cents. Ocque=2·84 lbs. Cub. metre=35·31 cub. ft.

ARTICLES.		1905.		1906.		1907.		1908.		1909.	
		Quantity.	Value.	Quantity.	Value.	Quantity.	Value.	Quantity.	Value.	Quantity.	Value.
			Drachmas.		Drachmas.		Drachmas.		Drachmas.		Drachmas.
Agricultural implements		.....	43,502	.....	111,535	.....	158,400	.....	145,981	.....	134,010
Animals :—											
Horned cattle	No.	8,479	1,509,900	11,449	2,101,170	6,164	1,286,960	5,496	1,096,950	4,435	844,280
Horses	"	3,185	2,070,250	2,864	1,864,600	1,991	1,294,150	1,489	967,850	1,396	907,400
Sheep	"	106,627	1,279,524	108,111	1,297,332	85,967	1,031,604	108,477	1,301,724	121,631	1,459,572
Other		.....	584,099	.....	724,013	.....	657,949	.....	818,542	.....	872,411
Butter	Ocques	55,707	159,939	81,773	267,025	134,514	436,087	82,608	270,739	35,233	117,496
Charcoal	"	5,521,343	441,707	3,878,940	310,315	2,196,567	175,725	2,534,169	202,733	2,825,309	226,024
Cheese	"	73,345	179,284	96,527	266,245	79,167	239,950	84,370	244,001	70,188	206,841
Clothing, cotton, silk and woollen		.....	128,365	.....	182,657	.....	178,424	.....	140,951	.....	134,265
Coal	Ocques	126,846,000	5,074,000	118,647,014	4,745,880	197,859,408	7,914,376	340,661,430	13,626,457	262,562,693	10,502,508
Coffee, raw and roasted	"	1,391,000	3,061,000	1,318,688	2,769,244	1,385,640	2,909,844	1,447,384	3,039,506	1,268,356	2,633,547
Colours	"	633,792	1,670,957	719,872	1,934,420	701,222	1,878,563	901,776	2,338,646	799,628	2,182,558
Copper sulphate	"	1,129,341	564,671	1,474,962	1,106,221	1,703,091	1,277,318	1,348,267	1,011,200	457,483	343,112
Cordage	"	453,744	453,547	431,625	502,776	293,622	335,210	284,003	346,412	365,711	418,142
Cotton :—Raw	"	1,651,000	2,158,000	2,080,098	2,698,523	1,568,431	2,045,278	1,898,245	2,402,539	1,233,165	1,571,888
Thread for sewing	"	109,305	289,649	113,589	301,010	120,657	319,741	115,526	306,143	129,165	342,287
Yarn	"	718,000	1,494,000	486,624	1,067,572	398,917	912,118	449,066	985,620	438,565	908,566
Manufactures, except clothing	"	2,071,000	10,282,000	2,111,984	10,495,494	2,090,268	10,757,323	1,985,684	9,950,012	1,836,192	9,516,767
Eggs	No.	4,793,703	95,874	7,541,297	226,238	8,396,931	251,907	7,751,801	232,554	6,193,700	185,811
Firearms	"	8,507	326,265	24,524	1,107,305	29,693	1,439,185	16,424	822,795	13,427	484,135
Fish, fresh and preserved	Ocques	5,806,000	5,667,000	5,299,671	5,845,819	6,397,912	6,841,371	7,858,969	7,955,519	7,036,279	7,390,362
Fruits :—Fresh	"	514,641	205,856	652,957	359,126	527,308	210,923	374,754	149,901	719,852	287,940
Other	"	222,852	617,905	182,519	516,779	180,215	544,585	149,766	442,303	129,481	348,869
Glass and earthenware		.....	2,546,000	.....	2,115,135	.....	1,961,934	.....	2,148,578	.....	1,717,278
Grain and grain products :—											
Wheat	Ocques	121,902,973	30,475,743	157,889,034	34,735,587	158,491,571	34,868,146	141,150,049	31,053,010	137,990,197	30,357,843
Other grain	"	11,976,711	2,036,041	17,132,416	2,912,510	18,611,652	3,163,980	18,787,608	3,193,893	7,469,898	1,269,898

Wheat flour.....Ocques	2,010,172	804,069	7,750,196	3,100,078	4,231,348	1,692,539	1,733,123	693,249	882,864	353,145
Other flour..... "	3,820	1,146	80,385	24,115	7,876	2,364	5,731	1,719	26,336	7,900
Hats in general.....	.....	170,388	.....	243,213	.....	304,496	.....	229,539	.....	187,111
Hides and skins, raw, fresh or dried, salted or not...Ocques	2,146,000	3,910,000	1,965,101	3,429,170	1,979,942	3,429,427	1,961,716	3,463,650	1,948,631	3,439,869
Indigo ..... "	15,097	301,940	14,578	291,560	14,713	294,260	12,635	252,700	11,570	231,400
Machinery..... "	1,508,550	1,556,032	2,418,522	2,461,409	2,039,966	2,861,683	2,713,512	2,900,539	1,749,020	2,001,078
Medicinal oils..... "	84,965	737,341	64,498	558,082	64,655	566,711	60,881	520,115	45,728	382,896
Metals—										
Brass and bronze..... "	68,727	200,803	106,035	311,191	88,436	249,962	141,672	408,623	156,924	462,480
Copper, ore, scrap, sheets, etc..... "	149,529	277,591	146,050	272,343	109,932	202,789	156,940	288,409	168,936	314,288
Iron and steel in bars, plates, sheets, &c..... "	7,537,145	2,330,310	6,791,802	1,959,226	9,322,193	2,592,703	8,479,485	2,358,982	8,098,427	2,292,407
Iron pipes, girders, &c.. "	2,389,325	1,194,662	2,533,905	1,013,562	2,169,330	867,732	2,486,720	994,688	2,571,876	1,028,750
Lead in pigs, bars, &c... "	793,344	515,674	581,695	378,102	872,181	566,919	879,306	571,548	856,393	556,655
Nails, screws, &c... .. "	759,263	987,043	662,370	861,081	677,215	880,379	755,664	982,363	685,726	891,443
Wrought iron-ware, not polished..... "	553,664	1,384,160	644,688	1,611,720	650,478	1,626,195	782,488	1,956,220	642,031	1,605,077
Oil—Linseed..... "	201,955	302,953	219,954	329,931	177,257	265,886	216,719	325,078	154,302	231,453
Olive kernels and all oleaginous substances suitable for the extraction of oil..... "	11,923,926	2,984,785	7,642,103	1,528,420	10,681,112	2,136,222	13,846,750	2,769,350	5,248,720	1,049,744
Paper and mfrs. of.....	.....	3,320,000	.....	3,172,783	.....	3,759,430	.....	4,157,662	.....	3,394,371
Perfumes.....Ocques	11,227	392,945	10,638	372,330	10,967	383,845	12,197	426,895	11,574	405,090
Petroleum and mineral oils.....	.....	1,490,000	.....	1,429,034	.....	797,419	.....	1,121,266	.....	1,365,135
Potash, soda, caustic soda and saltpetre..... Ocques	2,867,000	1,041,000	3,017,065	1,046,206	2,508,488	929,195	3,271,673	1,137,623	2,861,980	975,550
Pulse..... "	1,466,816	140,045	1,936,278	580,883	2,663,318	799,001	2,789,058	836,717	2,328,007	698,402
Quinine..... "	5,660	152,800	10,676	533,800	3,522	176,100	4,138	206,900	5,977	298,820
Rice..... "	4,225,525	1,901,486	4,070,639	1,831,787	4,312,911	1,940,809	4,579,363	2,060,713	4,304,730	1,937,128
Seeds, oleaginous.....	276,595	98,867	587,633	233,145	442,742	171,659	848,577	313,026	671,036	240,336
Silk manufactures, except clothing ..... "	14,670	1,077,000	13,267	1,151,615	14,922	1,312,535	15,144	1,181,950	13,582	990,250
Sponges..... "	19,641	589,230	33,007	660,140	29,433	588,660	17,442	348,840	31,673	633,460
Sugar..... "	6,417,000	2,888,000	6,261,824	2,505,929	6,355,698	2,542,279	6,320,453	2,528,181	6,163,982	2,465,592
Sulphur ore, powder, &c.. "	7,893,077	1,183,962	9,299,846	1,394,976	8,164,413	1,224,661	7,804,303	1,170,645	7,199,275	1,079,891
Wire of all kinds ..... "	1,320,000	578,000	1,185,101	1,017,354	1,282,872	494,253	1,561,721	585,833	1,283,686	494,770
Wood—For building. Cub. metres	70,881	6,096,000	85,377	5,871,355	131,146	7,677,829	298,333	7,144,624	276,926	7,105,588
Staves.....Ocques	4,596,110	637,855	4,908,139	981,627	6,415,915	1,283,183	6,446,677	1,289,335	4,754,374	950,874
Woollen manufactures, except clothing..... "	527,000	3,839,000	642,934	4,863,511	751,200	5,496,542	709,958	5,038,957	686,768	4,962,112
Total value of principal and other articles imported.....	.....	141,756,000	.....	144,636,162	.....	149,067,753	.....	154,633,041	.....	137,549,244

GREECE.

TOTAL Quantities and Values of the Principal Articles of Domestic Produce Exported during the Years ended December 31, 1905 to 1909, inclusive.

NOTE:—Drachma = 19·3 cents. Livre = 1·1 lb. Ocque = 2·84 lbs. Quintal = 123·2 lbs. Kilog = 2·204 lbs.

ARTICLES.	1905.		1906.		1907.		1908.		1909.	
	Quantity.	Value.	Quantity.	Value.	Quantity.	Value.	Quantity.	Value.	Quantity.	Value.
		Drachmas.		Drachmas.		Drachmas.		Drachmas.		Drachmas.
Animals, living	.....	266,288	.....	419,750	.....	351,300	.....	112,290	.....	42,080
Cheese ... Ocques	315,439	435,842	294,214	617,270	262,418	577,319	185,095	407,209	569,698	1,253,335
Fruits—										
Currants (Raisin de Corinthe) 1,000 livres	225,101	33,540,000	250,442	42,575,232	247,239	39,558,209	201,933	29,280,355	210,997	32,704,597
Figs Quintaux	276,000	3,309,000	253,536	3,863,040	278,588	4,178,820	236,917	3,553,755	265,552	3,983,280
Fresh fruits Ocques	525,242	105,048	1,133,995	340,498	1,271,159	381,347	1,215,921	364,776	712,429	213,728
Oranges, citrons, cedrats, &c "	2,959,871	355,185	5,559,582	1,071,916	2,279,674	455,934	2,592,667	518,533	3,765,030	753,006
Raisins, other, dry Livres	3,798,600	759,720	4,085,473	817,094	733,343	146,668	15,207,440	2,737,339	8,204,824	1,599,940
Hides, raw, fresh or dried Ocques	479,000	814,000	546,901	1,367,232	523,982	1,369,955	618,224	1,545,560	649,734	1,624,335
Marble—Rough Cub. metres	1,881	244,530	1,791	268,650	2,475	371,250	1,314	197,100	.....	516,200
Wrought "	549	137,250	332	33,000	250	62,500	290	72,500	.....	66,500
Mineral ores—										
Argentiferous lead 1,000 kilogs	10,477	3,720,000	12,508	6,829,368	12,274	6,701,804	18,738	10,230,948	14,101	7,699,146
Galena "	.....	.....	12,870	5,817,240	1,008	455,616	850	384,200	1,400	632,800
Hematite "	46,400	742,400	87,580	1,401,280	63,500	1,016,000	63,300	1,012,800	91,400	1,462,400
Manganiferous iron "	228,000	3,651,000	396,635	6,346,160	509,332	8,149,312	328,284	5,252,544	339,150	5,426,400
Zinc (Calimine) "	6,454	1,110,000	11,948	2,055,056	30,314	5,214,008	20,023	3,443,956	23,270	4,002,440
" (Blende) "	11,650	1,817,400	5,030	784,680	3,455	538,980	8,280	1,291,680	.....	.....
Oil—Olive Ocques	2,389,000	2,150,000	12,415,183	13,656,701	5,925,356	6,517,891	11,928,569	13,121,425	1,733,439	1,906,782
Olive nut "	846,804	254,041	1,835,151	734,060	2,211,460	884,584	2,959,504	1,183,801	499,548	349,683
Olives "	2,529,000	1,138,000	3,634,862	2,907,889	4,256,790	3,405,432	4,578,409	3,662,727	3,415,988	2,732,790
Pulse "	774,188	348,384	1,228,597	614,298	121,338	60,669	204,393	102,196	613,593	306,799
Resin "	1,771,173	531,351	1,804,294	360,858	1,955,236	391,047	1,330,575	266,115	1,606,619	321,323
Silk, raw "	136,957	2,282,030	135,590	3,261,112	169,537	3,980,429	95,658	2,726,952	130,575	2,667,951
Spirits—Alcohol "	156,168	281,102	351,987	809,688	538,458	1,076,916	622,009	1,324,018	1,012,387	2,024,774
Cognac "	364,000	1,091,000	419,478	1,258,434	547,888	1,643,664	485,760	1,457,280	417,174	1,251,542
Sponges "	30,000	500,000	37,439	935,975	38,611	965,275	40,531	1,013,275	45,194	1,129,850
Tobacco leaf "	4,616,000	6,157,000	6,271,837	9,848,467	5,292,170	5,572,186	3,806,909	6,186,898	4,655,381	7,508,676
Valonia Quintaux	174,000	1,917,000	111,151	1,667,265	136,804	1,915,256	188,142	2,633,988	170,079	2,381,106
Wine in the cask Ocques	20,829,000	5,832,000	21,427,000	7,499,000	20,536,301	7,187,705	25,460,421	8,911,147	27,930,167	9,775,558
Total value of principal and other articles exported	.....	83,691,000	.....	123,525,906	.....	117,620,197	.....	110,713,003	.....	101,686,905

GRENADA.

VALUE of the Total Imports and Exports from and to each Principal Country during the Years ended December 31, 1906 to 1910, inclusive. *(Including Coin and Bullion.)*

Imports.					Countries.	Exports.				
1906.	1907.	1908.	1909.	1910.		1906.	1907.	1908.	1909.	1910.
$	$	$	$	$	*British Empire.*	$	$	$	$	$
421,604	604,259	664,986	540,516	568,439	United Kingdom	583,523	876,428	1,024,740	1,012,169	937,981
117,101	167,710	149,851	160,142	79,940	Barbados	6,744	10,623	13,412	7,085	11,607
74,251	58,375	101,747	38,661	110,585	Canada	2,278	234	214	24	.....
1,100	2,151	1,482	944	1,085	Jamaica	.....	58	25	.....	10
2,789	5,499	6,848	6,278	4,681	St. Lucia	331	2,545	2,711	3,485	1,114
22,557	19,000	23,710	15,160	14,151	St. Vincent	5,486	5,387	11,232	5,713	12,823
98,136	117,958	77,419	104,049	38,826	Trinidad	18,610	12,663	13,568	23,039	11,835
11,311	10,031	20,572	22,338	32,740	Other British Possessions	1,810	2,955	22,187	2,035	415
748,849	984,983	1,046,615	888,088	850,347	Totals, British Empire	618,782	910,893	1,088,089	1,053,550	975,785
					Foreign Countries.					
4,555	2,915	4,874	5,042	10,881	Dutch West Indies	472	657	642	253	105
3,368	2,487	6,175	599	22,090	France	174,514	650,648	490,783	185,999	235,376
1,845	1,742	647	861	4,375	Germany	521	715	.....	.....	.....
599	998	2,341	4,292	12,526	Holland	7,957	4,151	10,502	.....	.....
325,565	407,476	411,714	403,773	439,080	United States	217,442	462,640	156,570	145,256	208,376
1,723	2,531	1,840	1,158	827	Venezuela	3,893	1,119	1,533	1,192	227
948	1,703	4,173	1,602	19,468	Other Foreign Countries	49	31	201	.....	29
338,603	419,852	431,794	417,327	509,247	Totals, Foreign Countries	403,948	1,119,961	660,231	332,700	444,113
748,849	984,983	1,046,615	888,088	850,347	Totals, British Empire	618,782	910,893	1,088,089	1,053,550	975,785
1,087,452	1,404,835	1,478,409	1,305,415	1,359,594	Grand totals	1,022,730	2,030,854	1,748,320	1,386,250	1,419,898

GRENADA.

TOTAL Quantities and Values of the Principal Articles of Merchandise Imported during the Years ended December 31, 1906 to 1910, inclusive.

ARTICLES.	1906.		1907.		1908.		1909.		1910.	
	Quantity.	Value.	Quantity.	Value.	Quantity.	Value.	Quantity.	Value.	Quantity.	Value.
		$		$		$		$		$
Animals, living ... No.	81	3,961	188	8,122	182	9,178	215	9,344	185	11,353
Boots and shoes	...	21,380	...	26,309	...	29,190	...	26,002	...	31,058
Bread ... Lbs.	411,217	15,393	514,341	19,748	451,473	19,899	386,326	22,567	334,358	15,334
Butter ... "	31,886	9,860	40,326	12,453	36,916	11,470	36,812	12,166	44,308	14,020
Carriages and other vehicles on springs	...	3,169	...	7,811	...	5,182	...	6,102	...	4,380
Cement ... Bbls.	4,203	4,867	2,515	4,244	1,848	2,701	4,001	4,974	4,085	5,139
Cheese	...	4,618	...	5,309	...	4,817	...	4,390	...	4,925
Coal ... Tons	1,645	6,727	1,026	12,069	1,650	15,641	1,425	9,524	1,389	9,553
Cordage and rope	...	8,848	...	9,587	...	8,141	...	7,767	...	7,898
Earthenware and glassware	...	11,023	...	14,975	...	15,340	...	14,493	...	15,563
Fish	...	60,162	...	68,848	...	62,133	...	65,997	...	82,908
Flour, wheaten ... Bbls.	29,387	140,783	33,669	165,457	32,596	187,065	24,992	165,690	26,363	166,571
Furniture	...	9,417	...	16,109	...	18,094	...	15,729	...	13,962
Lard ... Lbs.	102,329	8,336	93,670	9,281	87,865	7,840	77,864	8,717	71,059	3,489
Leather, manufactured	...	11,398	...	13,271	...	13,169	...	11,164	...	12,555
Malt liquor	...	6,492	...	8,006	...	9,752	...	5,587	...	6,676
Meal	...	5,314	...	4,764	...	4,998	...	3,489	...	4,112
Manures	...	12,708	...	15,413	...	28,041	...	39,021	...	28,094
Medicinal extracts and preparations	...	13,300	...	15,616	...	16,157	...	14,137	...	13,251
Meats ... Lbs.	518,747	41,902	616,580	52,253	504,069	45,975	391,620	45,460	350,578	47,956
Metal manufactures:										
Hardware	...	3,148	...	2,647	...	1,801	...	2,346	...	1,338
Other	...	64,911	...	76,869	...	109,183	...	75,584	...	70,488
Molasses ... Galls.	2,811	433	41,540	8,643	...	3,665	...	1,173	3,010	2,097
Oats ... Bush.	26,865	19,461	29,502	21,858	22,186	21,515	23,931	27,433	24,992	23,375
Oils ... Galls.	108,209	34,713	112,539	41,225	110,644	39,074	107,451	45,250	118,402	50,967
Oleomargarine and butterine ... Lbs.	162,977	16,875	192,767	20,664	158,264	16,766	163,971	18,610	159,634	19,053
Paints and varnishes	...	3,315	...	4,628	...	4,059	...	5,373	...	4,302
Paper	...	3,378	...	3,776	...	4,185	...	4,098	...	4,054
Pease ... Bush.	4,155	6,472	4,027	6,696	4,346	7,158	2,948	5,144	3,736	7,723
Potatoes	...	4,628	...	3,650	...	5,504	...	3,611	...	2,701
Rice ... Lbs.	1,159,095	31,696	1,027,652	34,446	1,072,165	35,881	892,051	28,591	1,056,620	30,114

Shingles	No.	813,550	2,482	623,050	3,041	1,645,150	11,174	600,100	3,665	1,165,100	5,444
Soap		.....	15,447	.....	19,048	.....	24,630	.....	18,819	.....	19,656
Spirits	Galls.	7,858	17,432	12,779	21,253	20,254	24,844	10,433	25,540	18,291	25,213
Stationery		.....	6,170	.....	6.005	.....	7,139	.....	6,804	.....	7,305
Stockfeed		.....	7,417	.....	9,061	.....	9,129	.....	11,076	.....	16,533
Sugar	Lbs.	1,180,607	34,514	1,895,560	53,921	1,550,651	51,003	1,428,011	57,558	1,029,080	41,793
Textiles		.....	189,883	.....	248,930	.....	282,184	.....	190,559	.....	214,196
Timber, sawn	Feet	1,227,784	37,337	1,205,917	39,342	2,732,850	97,766	987,168	35,581	1,840,297	70,357
Tobacco	Lbs.	109,215	13,181	129,802	17,827	86,109	45,165	92,203	21,530	70,790	15,334
Wearing apparel and haberdashery		.....	51,426	.....	54,647	.....	67.213	.....	65,457	.....	78,037
Wines		.....	4,867	.....	8,511	.....	8,754	.....	8,308	.....	9,393
All other articles		.....	83,598	.....	95,563	.....	61,077	.....	102,528	.....	96,216
Total imports (mdse.)		.....	1,052,772	.....	1,294,926	.....	1,453,682	.....	1,256,958	.....	1,314,486
Coin and bullion		.....	34,680	.....	109,909	.....	24,727	.....	48,457	.....	45,108
Total imports		.....	1,087,452	.....	1,404,835	.....	1,478,409	.....	1,305,415	.....	1,359,594

GRENADA.

TOTAL Quantities and Values of the Principal Articles of Merchandise Exported during the Years ended December 31, 1906 to 1910, inclusive.

ARTICLES.		1906.		1907.		1908.		1909.		1910.	
		Quantity.	Value.	Quantity.	Value.	Quantity.	Value.	Quantity.	Value.	Quantity.	Value.
			$		$		$		$		$
Animals, living	No.	8,017	8,774	7,552	10,517	6,971	9,923	5,496	9,344	6,737	3,786
Cocoa	Cwt.	73,752	810,485	102,484	1,757,523	101,566	1,516,064	107,128	1,208,870	118,667	1,262,238
Cotton, raw	"	2,779	32,616	2,545	30,913	2,086	56,876	2,888	34,782	2,370	28,211
Firewood	Cords	385	760	496	1,090	542	1,187	271	579	260	486
Fruits		.....	1,290	.....	745	.....	1,893	.....	2,550	.....	1,951
Spices :—											
Nutmegs	Cwt.	7,263	100,350	10,478	123,180	9,570	62,108	8,707	58,380	8,488	56,126
Other	"	904	21,029	2,689	51,795	1,965	35,078	1,359	29,876	1,304	30,844
Timber		.....	5,086	.....	9,874	.....	8,248	.....	3,450	.....	7,971
All other articles		.....	31,016	.....	29,613	.....	27,651	.....	30,364	.....	28,285
Total exports (mdse)		.....	1,011,406	.....	2,015,250	.....	1,719,028	.....	1,378,195	.....	1,419,898
Coin and bullion		.....	11,324	.....	15,604	.....	29,292	.....	8,055	.....	.....
Total exports		.....	1,022,730	.....	2,030,854	.....	1,748,320	.....	1,386,250	.....	1,419,898

HAWAII.

VALUE of the Total Imports and Exports from and to each Principal Country during the Years ended June 30, 1907 to 1911, inclusive.

Imports.					Countries.	Exports.				
1906-7.	1907-8.	1908-9.	1909-10.	1910-11.		1906-7.	1907-8.	1908-9.	1909-10.	1910-11.
$	$	$	$	$		$	$	$	$	$
483,341	481,269	303,089	455,730	566,198	United Kingdom	44,230	2,073	2,583	1,355	45,955
310,574	350,110	327,043	279,129	295,435	Australasia	10,236	2,787	7,191	16,454	7,774
3,572	26	7,142	22,588	33,194	Belgium	.....	.....	.....	.....	400
664,440	707,449	605,326	524,966	557,941	British East Indies	.....	.....	.....	48	.....
17,392	26,093	17,467	18,675	32,829	Canada	14,444	15,625	35,383	19,136	29,171
325,637	360,754	385,104	569,139	532,376	Chile	.....	.....	.....	.....	.....
4,129	8,007	14,619	17,315	22,163	China	3,600	3,865	.....	59	6,250
14,210	31,479	14,392	23,029	16,530	France	.....	.....	25	80	2,126
348,667	310,134	272,243	312,740	591,349	Germany	340	5,180	3,794	19,093	11,345
149	335	360	620	58,210	German Oceania	431	453	307	.....	693
296,975	324,107	279,749	281,231	305,176	Hong Kong	994	8,881	2,934	4,769	20,081
382	2,730	3,530	2,907	10,211	Italy	.....	5,305	.....	.....	.....
1,557,441	1,874,670	1,722,796	1,856,376	2,022,698	Japan	141,240	541,554	15,011	220,119	274,744
5,676	3,947	9,658	36,364	15,020	Netherlands	.....	.....	.....	.....	.....
3,919	1,292	886	.....	.....	Spain	.....	.....	.....	.....	.....
14,435,725	15,038,155	17,713,324	20,560,101	21,925,177	United States	29,071,813	41,640,505	40,436,945	46,183,265	41,207,651
85,205	199,997	70,230	205,525	130,519	Other Countries	14,399	11,917	16,921	25,650	302,103
18,587,431	19,720,554	21,746,898	25,166,435	27,115,626	Totals	29,301,727	42,238,145	40,521,097	46,490,028	41,938,293

HOLLAND (Netherlands).

VALUE of the Total Imports for Consumption and Exports of Domestic Produce from and to each Principal Country during the Years ended December 31, 1906 to 1910, inclusive. *(Including Coin and Bullion.)*

NOTE:—Gulden = 40·2 cents.

Imports.					Countries.	Exports.				
1906.	1907.	1908.	1909.	1910.		1906.	1907.	1908.	1909.	1910.
Gulden.	Gulden.	Gulden.	Gulden.	Gulden.		Gulden.	Gulden.	Gulden.	Gulden.	Gulden.
308,471,231	324,519,748	295,884,973	292,965,030	324,536,559	United Kingdom	465,897,327	445,781,112	489,948,571	499,986,260	544,574,201
336,130	520,670	770,170	665,045	285,874	Africa, East Coast	1,086,728	1,169,238	4,078,473	4,090,750	6,609,949
5,509,225	6,334,523	6,831,008	10,660,344	10,596,918	" West Coast	5,475,101	6,290,459	6,870,283	8,867,096	25,162,905
4,763,348	4,353,862	4,273,573	4,824,175	5,490,738	Algeria	215,715	644,231	392,866	756,390	1,076,628
12,033,285	77,574,273	85,321,353	53,851,756	37,179,771	Argentine Republic	14,602,534	14,312,185	9,564,197	12,875,694	18,570,294
5,560,424	5,211,885	2,687,585	2,527,828	4,316,874	Austria-Hungary	923,868	1,711,728	1,767,509	2,049,531	1,989,138
5,800,865	5,176,476	4,829,454	3,977,116	4,926,190	Australasia	933,920	926,405	1,782,333	2,564,899	3,743,652
264,095,444	285,582,249	270,899,286	289,936,062	301,019,435	Belgium	260,063,425	284,992,456	280,594,926	288,646,100	329,860,248
26,375,893	28,382,010	44,609,524	40,123,135	29,986,348	Brazil	65,984	1,319,142	1,986,252	2,971,907	1,202,170
58,784,727	61,736,379	73,611,311	102,535,595	81,013,534	British India	2,467,677	2,612,784	1,511,543	2,967,363	3,843,285
1,148,494	409,244	2,898,090	4,451,568	4,703,393	" North America	509,753	661,743	679,816	1,278,359	1,286,078
9,750	.....	316,990	78,310	.....	Cape of Good Hope	324,064	197,208	196,461	320,570	402,489
18,869,806	18,671,974	18,908,471	15,579,648	18,599,536	Chile	569,283	910,799	178,325	101,492	328,334
1,787,175	4,741,109	3,626,014	7,762,028	13,001,683	China	3,746,154	1,652,882	1,710,615	4,957,251	537,523
1,628,042	.....	.....	2,419,800	.....	Cochin-China	.....	.....	.....	.....	.....
1,480,652	1,208,793	1,479,476	1,821,684	2,476,790	Colombia, Ecuador & Ven'uela	932,451	958,925	654,161	866,085	1,280,740
2,610,186	2,556,540	2,063,908	4,303,849	3,936,215	Cuba	35,380	45,655	79,537	127,976	53,212
3,144,272	4,246,694	4,118,407	5,223,902	3,492,855	Egypt	5,388,667	3,351,726	3,084,980	3,387,397	4,214,703
459,077	986,713	1,621,062	1,515,299	2,036,807	Denmark	13,616,850	13,020,435	11,157,136	14,111,060	14,948,542
827,580	949,712	1,006,975	1,149,378	1,094,728	Dutch Guiana	4,368,889	4,983,460	4,793,671	5,290,885	5,949,597
35,464,971	33,978,819	34,551,477	28,730,239	38,182,386	France	14,990,065	14,127,899	15,918,104	18,879,833	23,758,961
615,536,395	600,614,646	694,675,720	745,760,069	826,102,320	Germany	1,058,944,235	1,160,000,907	1,082,106,850	1,280,588,817	1,319,944,531
21,630,818	24,931,340	24,953,537	24,081,913	19,646,840	Greece	1,859,139	1,961,977	2,583,212	3,427,669	5,828,432
6,234,931	7,170,767	8,098,350	9,950,108	10,747,673	Italy	12,247,205	15,274,858	17,424,530	23,137,374	24,045,973
687,107	326,216	837,752	1,758,905	3,007,410	Japan	864,516	339,894	595,211	614,621	166,499
337,158,223	436,872,895	405,333,798	425,288,292	493,880,357	Java and Madura	67,582,201	82,158,504	89,192,594	87,940,421	113,772,939
20,361,961	22,819,706	19,490,220	33,366,550	32,826,826	Norway	9,442,361	10,601,675	11,037,969	13,262,746	16,583,107
31,156	506,439	234,249	470,329	393,742	Peru and Bolivia	115,109	71,299	20,014	8,727	96,764
7,233,619	5,969,709	7,394,135	8,666,380	10,679,283	Portugal	5,540,875	4,894,246	6,330,511	5,910,931	7,587,300

70,645,694	71,735,556	59,231,046	39,162,035	68,904,098	....Roumania	2,216,410	3,416,508	4,686,974	7,312,059	4,028,400
216,187,963	209,031,819	280,161,416	557,614,203	433,319,976	....Russia	10,084,912	12,086,536	13,138,988	13,790,314	15,607,861
71,337,964	81,274,415	70,465,309	78,097,442	83,298,166	....Spain	6,868,470	6,474,859	6,134,888	5,822,009	6,099,832
42,054,696	37,242,087	45,758,990	34,706,919	52,639,878	....Sweden	11,918,419	12,489,959	11,816,198	15,688,758	18,354,465
5,997,824	8,415,356	7,184,767	9,500,002	15,039,344	....Turkey	11,246,707	13,635,359	15,230,819	19,336,342	21,706,403
314,986,014	294,379,792	322,268,837	290,613,064	295,240,242	....United States	86,180,891	86,598,591	81,176,757	99,527,496	84,709,142
4,223,150	3,266,082	17,309,752	6,263,020	32,636,865	....Other Countries	2,620,411	2,456,402	2,631,586	3,286,184	4,434,363
2,523,468,092	2,671,698,498	2,823,740,015	3,137,401,022	3,265,239,714	..... Totals	2,083,915,696	2,212,111,046	2,181,056,860	2,451,751,366	2,632,358,660

NOTE.—A large quantity of goods which are free of Import duty are entered for *Home Consumption* although *really in transit*. Such goods when leaving the country are included in the statistics of Exports of Domestic Produce.

HOLLAND (Netherlands).

TOTAL Quantities and Values of the Principal Articles Imported for Consumption *(see foot note, page 183)* during the Years ended December 31, 1906 to 1910, inclusive.

NOTE:—Gulden = 40·2 cents. Kilog. = 2·204 lbs. Litre = ·2199 galls.

ARTICLES.	1906.		1907.		1908.		1909.		1910.	
	Quantity.	Value.	Quantity.	Value.	Quantity.	Value.	Quantity.	Value.	Quantity.	Value.
		Gulden.		Gulden.		Gulden.		Gulden.		Gulden.
Apparel, wearing	...	11,994,318	...	11,428,980	...	12,291,235	...	14,226,871	...	15,421,742
Ashes, pot, pearl, soda, &c Kilogs.	39,135,355	9,968,575	43,138,178	10,876,999	40,470,187	10,322,820	40,986,109	9,920,055	47,516,883	10,673,004
Books	...	3,727,787	...	4,105,392	...	4,250,650	...	4,258,827	...	5,001,832
Borax ... Kilogs.	3,813,683	3,805,318	4,284,394	4,226,838	4,869,799	4,793,418	4,529,987	4,378,675	4,674,105	4,500,808
Carpets	...	4,588,243	...	4,451,999	...	3,676,533	...	4,643,246	...	5,270,731
Chemicals	...	9,313,438	...	9,716,460	...	10,702,010	...	11,107,842	...	12,123,456
Coal ... 1,000 kilogs.	8,119,416	81,194,163	9,145,737	91,457,368	8,134,967	81,349,670	9,405,306	94,053,059	10,347,139	103,471,397
Coke ... Kilogs.	222,563,481	1,112,817	201,085,556	1,005,427	226,909,207	1,134,546	245,700,627	1,228,503	207,084,607	1,035,423
Cocoa ... "	22,454,688	12,922,245	22,869,800	12,785,658	26,881,319	15,383,766	32,394,797	18,837,487	34,228,514	19,748,561
Coffee, raw ... "	115,997,790	51,039,028	117,856,960	51,857,063	119,058,719	52,385,828	130,765,151	57,536,666	120,087,826	52,838,643
Copra ... "	47,689,436	17,168,197	52,632,618	18,947,742	71,432,066	25,715,556	61,941,487	22,298,935	94,421,726	33,991,821
Cordage, rope, &c ... "	7,101,073	4,260,764	7,199,180	4,319,508	6,098,111	3,658,920	7,454,938	4,472,963	8,906,552	5,343,933
Cotton:—Raw ... "	45,236,330	27,141,798	53,188,544	31,913,126	52,726,381	31,635,840	51,603,589	30,962,153	50,699,923	30,419,955
Yarn	...	37,147,844	...	43,520,077	...	39,015,999	...	39,521,716	...	40,304,193
Manufactures	...	18,830,827	...	16,889,523	...	16,446,052	...	17,284,693	...	17,530,607
Drugs, &c.:—Caoutchouc ... Kilogs.	3,714,900	7,429,800	3,693,547	7,387,094	2,958,641	5,917,200	2,886,828	5,773,656	3,557,061	7,154,128
Cocoanut oil ... "	7,629,188	3,814,594	7,393,487	3,696,743	10,465,374	5,232,800	12,380,780	6,190,390	31,559,975	15,779,988
Peruvian bark "	6,384,249	255,369,960	8,414,298	336,571,920	7,578,524	303,140,960	7,938,861	317,554,440	9,104,487	364,179,480
Sago, raw ... "	1,975,319	434,570	4,245,328	933,972	7,989,934	1,757,778	20,117,939	4,425,946	7,024,080	1,545,298
Tapioca ... "	9,125,489	2,737,647	18,144,066	5,443,220	16,552,797	4,965,810	26,674,145	8,002,243	27,694,320	8,308,296
All other ... "	...	11,059,841	...	13,601,103	...	12,800,624	...	13,077,820	...	13,543,971
Dye stuffs	...	21,199,208	...	25,580,613	...	23,423,623	...	23,065,489	...	22,658,654
Earthenware	...	5,539,048	...	5,311,745	...	4,759,869	...	5,825,253	...	6,196,483
Fish	...	3,649,017	...	3,126,980	...	2,815,190	...	3,226,855	...	3,224,949
Fruits	...	3,693,794	...	3,939,094	...	4,133,755	...	4,273,226	...	4,845,751
Furniture	...	3,337,676	...	3,247,982	...	2,903,600	...	3,181,375	...	3,034,892
Glass and glassware	...	5,275,137	...	5,163,149	...	4,771,698	...	3,804,764	...	6,236,150
Glycerine ... Kilogs.	2,132,391	959,576	3,897,849	1,751,032	4,810,371	2,164,680	5,570,669	2,506,801	7,541,911	3,393,860

Grain and grain products:—											
Barley.....1,000 kilogs.	605,747	48,459,752	547,930	43,834,393	643,627	51,490,128	710,326	56,826,065	816,684	65,334,739
Beans..... " "	22,077	1,876,516	26,348	2,239,598	26,563	2,257,873	38,745	3,293,326	38,463	3,269,384
Bran..... " "	25,513	7,654,011	23,988	7,196,343	22,573	6,771,780	22,941	6,882,449	34,490	10,347,199
Buckwheat..... " "	13,804	1,528,349	15,281	1,680,912	16,926	1,861,838	20,846	2,293,086	19,070	2,097,723
Corn..... " "	642,783	41,780,880	741,516	48,198,553	641,669	41,708,502	582,055	37,833,593	546,425	35,517,689
Flour—Rye..... " "	55,870	16,760,938	38,952	11,685,486	51,619	15,485,640	63,194	18,958,314	72,955	21,886,557
Wheat..... " "	200,952	60,285,570	169,714	50,914,246	195,627	58,688,130	185,424	55,627,070	195,955	58,786,667
Other..... " "	14,928	4,478,378	13,575	4,072,444	16,183	4,854,780	10,712	3,213,491	13,588	4,076,165
Malt..... " "	35,788	2,863,058	45,785	3,662,808	50,720	4,057,608	43,194	3,455,553	60,454	4,836,367
Oats..... " "	386,369	30,909,495	279,681	22,374,453	303,371	24,269,680	438,704	35,096,323	484,982	38,798,626
Pease..... " "	53,300	5,329,980	42,741	4,274,168	43,930	4,393,020	73,838	7,383,768	97,250	9,725,080
Rice..... " "	252,237	75,670,965	252,666	75,799,872	299,031	89,709,300	331,179	99,353,790	351,345	105,403,558
Rye..... " "	514,460	46,301,420	421,963	37,976,683	374,518	33,706,665	458,385	41,254,626	579,088	52,117,961
Wheat..... " "	1,211,275	157,465,696	1,461,595	190,007,340	1,092,962	142,085,099	1,625,449	211,308,379	1,933,059	251,297,771
Gutta-percha.....	.....	6,429,723	.....	6,312,310	.....	3,964,961	.....	4,428,940	.....	8,203,747
Haberdashery.....	.....	11,540,694	.....	12,108,672	.....	11,879,643	.....	12,612,973	.....	13,027,353
Hair.....	.....	6,612,042	.....	8,106,044	.....	7,650,760	.....	6,203,395	.....	11,842,284
Hemp and flax:—										
Flax, raw.....Kilogs.	1,899,298	1,329,508	1,743,282	1,220,297	920,409	644,280	26,553	18,587	248,705	174,094
Hemp, raw..... "	37,426,808	14,970,723	36,128,502	14,451,401	39,688,323	15,875,360	40,731,241	16,292,496	33,772,130	13,508,852
Yarn.....	.....	3,275,275	.....	3,466,501	.....	3,731,160	.....	3,402,185	.....	3,379,570
Manufactures.....	.....	2,074,987	.....	2,578,491	.....	2,008,687	.....	2,134,377	.....	2,195,573
Hides and skins, raw.....	.....	24,804,233	.....	23,107,890	.....	23,905,647	.....	28,107,392	.....	28,509,399
Indigo.....Kilogs.	1,816,825	10,900,950	1,700,549	10,203,294	1,430,147	8,580,882	1,570,247	9,421,482	1,607,181	9,643,086
Instruments:										
Mathematical, optical, &c....	.....	4,791,096	.....	4,996,530	.....	4,837,757	.....	4,886,061	.....	5,708,337
Musical.....	.....	1,745,942	.....	1,722,588	.....	1,535,896	.....	1,886,722	.....	1,948,221
Leather and mfrs.....	.....	13,140,806	.....	12,034,472	.....	12,959,068	.....	14,618,331	.....	15,396,536
Machinery and locomotives of all kinds.....	.....	22,467,932	.....	25,413,632	.....	27,359,844	.....	24,410,455	.....	26,894,716
Manures.....	.....	40,908,840	.....	39,523,696	.....	46,695,373	.....	41,236,193	.....	47,961,710
Metals: Copper: Ore....Kilogs.	309,711,855	49,553,897	386,864,412	61,898,306	331,645,276	53,063,224	340,645,922	54,503,347	375,251,942	60,040,310
Unwrought "	80,356,531	80,356,531	85,649,222	85,649,222	102,180,212	102,180,212	99,768,628	99,768,628	118,227,206	118,227,206
Wrought.....	.....	11,270,890	.....	11,328,471	.....	11,946,633	.....	10,953,207	.....	10,875,887
Gold and silver.....	.....	4,494,785	.....	33,574,068	.....	14,903,162	.....	29,714,172	.....	32,376,413
Iron—										
Ore.....1,000 kilogs.	5,626,539	33,759,236	5,561,665	33,369,989	4,831,305	28,987,836	5,229,069	31,374,414	5,941,915	35,651,493
Pig iron....Kilogs.	450,050,636	40,504,557	380,380,100	34,234,209	321,592,488	28,943,325	271,959,723	24,476,375	341,710,085	30,753,934
Bars, bands, hoops "	367,431,783	73,486,357	340,889,482	68,177,696	411,220,289	82,244,060	460,299,321	92,059,864	484,385,706	96,877,143
Nails and spikes "	24,071,760	7,221,528	22,532,649	6,759,795	22,049,081	6,614,730	21,661,093	6,498,328	27,045,205	8,114,160
Pipes..... "	36,119,004	9,029,751	28,057,903	7,014,476	36,445,243	9,111,275	29,910,764	7,477,691	34,961,467	8,740,366
Rails..... "	23,184,961	5,796,240	28,605,245	7,151,311	19,337,996	4,834,500	15,567,834	3,891,958	37,037,558	9,259,390
Wire..... "	60,410,725	21,143,753	52,657,091	18,429,982	65,075,506	22,776,425	71,154,327	24,904,014	67,769,850	23,719,446
Other.....	.....	20,748,902	.....	20,888,686	.....	18,729,755	.....	18,490,138	.....	21,474,550
Lead and mfrs of.....	.....	6,421,432	.....	6,830,286	.....	6,942,952	.....	7,337,381	.....	7,684,337
Steel—										
Bars, hoops, plates Kilogs	132,623,266	53,049,306	123,724,124	49,489,650	185,153,973	74,061,600	175,967,190	70,386,876	174,904,016	69,960,406
Rails..... "	81,897,817	28,664,236	94,284,879	32,999,708	83,358,449	29,175,405	114,021,711	39,907,599	170,566,245	59,698,186
Other.....	.....	18,222,238	.....	15,839,951	.....	9,139,787	.....	6,265,137	.....	5,156,633

HOLLAND (Netherlands).

TOTAL Quantities and Values of the Principal Articles Imported for Consumption, &c,—*Concluded.*

ARTICLES.	1906.		1907.		1908.		1909.		1910.	
	Quantity.	Value.	Quantity.	Value.	Quantity.	Value.	Quantity.	Value.	Quantity.	Value.
		Gulden.		Gulden.		Gulden.		Gulden.		Gulden.
Metals—*Con.*										
Tin—Unwrought....Kilogs.	16,008,965	16,008,965	17,956,531	17,956,531	18,491,554	18,491,554	19,674,252	19,674,252	21,676,041	21,676,041
Plates and sheets "	32,610,851	16,305,426	35,721,338	17,860,669	36,129,693	18,064,845	45,263,139	22,631,569	43,272,565	21,636,282
Zinc and mfrs of	.....	18,296,620	.....	19,274,585	.....	17,701,059	.....	20,123,479	.....	21,971,081
Millinery	.....	4,467,288	.....	4,566,056	.....	4,205,128	.....	4,407,853	.....	4,875,248
Oilcake	.....	27,481,677	.....	31,096,457	.....	34,083,093	.....	30,568,565	.....	32,595,755
Oil of vitrol....Kilogs.	67,087,488	8,050,499	70,682,114	8,481,854	55,691,907	6,683,028	65,726,010	7,887,121	85,078,525	10,209,423
Oils:—Cotton seed "	18,926,567	5,677,970	20,784,640	6,235,392	20,900,197	6,270,059	15,079,306	4,523,792	13,509,521	4,052,856
Mineral "	200,003,676	14,545,043	199,189,552	14,502,496	196,553,941	14,385,286	197,486,124	14,527,597	198,315,592	14,720,394
Palm "	25,878,926	12,939,463	22,796,942	11,398,471	21,444,870	10,722,400	37,303,471	13,651,735	22,136,921	11,068,460
Train or whale "	6,355,099	1,715,877	6,218,523	1,679,001	7,136,214	1,926,801	7,574,457	2,045,103	9,164,654	2,474,457
Paints and colours:—										
White lead "	10,363,186	2,590,796	10,424,050	2,606,013	10,118,115	2,529,500	8,087,676	2,021,919	8,038,518	2,009,630
Zinc, white "	9,051,622	2,262,906	9,695,588	2,423,897	8,961,449	2,240,400	9,589,118	2,395,029	11,242,065	2,810,517
Palm kernels "	23,241,765	2,789,012	37,501,178	4,500,141	35,548,119	4,265,784	39,711,722	4,765,406	42,591,957	5,111,035
Paper	.....	7,856,969	.....	8,224,109	.....	8,052,788	.....	8,261,351	.....	9,033,581
Potato meal....Kilogs.	26,876,288	8,062,886	23,449,101	7,034,730	23,014,715	6,904,410	25,109,360	7,532,808	28,735,477	8,620,643
Provisions:—										
Butter "	2,554,118	2,553,068	1,511,918	1,511,814	1,093,399	1,090,911	1,922,377	1,922,377	2,037,503	2,037,503
Cheese "	290,451	97,158	307,066	100,912	278,275	91,193	296,840	96,783	306,960	111,568
Eggs "	9,043,177	4,069,429	7,101,597	3,195,719	8,912,461	4,010,625	9,249,698	4,162,364	12,541,853	5,643,834
Lard "	38,497,611	15,399,044	35,034,578	14,013,831	41,653,937	16,661,560	28,671,300	11,468,520	14,418,109	5,767,243
Margarine "	56,210,124	25,497,724	41,993,575	19,015,441	33,373,530	15,268,445	29,154,642	13,420,929	24,246,144	11,213,662
Meats	.....	4,396,294	.....	2,352,698	.....	2,002,327	.....	890,889	.....	765,353
Rags	.....	11,828,627	.....	13,733,323	.....	15,328,104	.....	54,063,332	.....	53,510,610
Resin....Kilogs.	36,509,199	2,920,736	41,240,899	3,299,272	44,819,290	3,585,536	28,857,698	2,308,615	29,323,304	2,345,864
Seeds:—										
Linseed "	.....	28,168,058	252,300,913	30,276,110	294,932,553	35,391,888	247,267,465	29,672,095	191,484,320	22,978,118
Other	.....	20,427,574	.....	11,822,678	.....	15,123,354	.....	16,958,362	.....	28,599,951
Spirits including liquors....Litres	10,199,773	4,079,909	8,930,343	3,572,137	7,987,179	3,194,871	12,982,863	5,193,195	16,026,799	6,410,719
Starch....Kilogs.	14,381,805	4,314,542	14,014,084	4,204,225	13,657,549	4,097,280	12,033,213	3,609,963	28,450,361	8,535,109
Stone:—										
Paving "	182,658,118	73,063,247	156,511,115	62,604,446	197,009,081	78,803,640	145,583,465	58,233,386	175,275,570	70,110,228

Other	.....	10,435,792	.....	9,562,286	.....	9,174,717	.....	10,005,370	.....	12,311,518
Sugar:										
Raw ..... Kilogs.	46,422,156	16,247,755	79,348,147	27,771,851	54,985,489	19,244,922	62,501,070	21,875,375	46,648,727	19,827,051
Other	.....	6,639,454	.....	6,813,612	.....	7,061,005	.....	9,895,824	.....	6,199,141
Tallow ..... Kilogs.	48,839,725	15,140,314	50,613,328	15,690,132	46,596,362	14,444,722	60,264,603	18,682,027	72,102,412	22,351,748
Tea ..... "	4,335,984	10,839,960	4,174,326	10,435,815	4,642,114	11,605,278	4,671,620	11,679,050	4,969,583	12,423,955
Tobacco:										
Leaf ..... "	21,013,090	10,521,545	22,674,564	11,337,283	21,646,466	10,823,233	23,539,335	11,769,666	24,213,241	12,356,604
Other	.....	507,992	.....	632,910	.....	622,745	.....	801,078	.....	928,015
Tools and implements	.....	4,688,328	.....	4,621,278	.....	4,066,412	.....	4,463,172	.....	4,590,131
Turpentine ..... Kilogs.	8,856,364	4,428,182	9,915,256	4,957,628	12,842,547	6,421,250	8,889,251	4,444,625	8,305,293	4,152,644
Vinegar	.....	1,821,892	.....	2,578,863	.....	3,646,863	.....	4,877,888	.....	4,488,649
Wax ..... Kilogs.	2,203,487	3,890,924	2,224,216	4,173,848	1,875,328	3,439,470	1,629,050	3,048,395	2,152,462	3,895,648
Wine ..... Litres	10,492,953	4,197,181	10,269,606	4,107,843	9,451,950	3,780,780	9,950,517	3,980,207	12,288,058	4,915,223
Wood	.....	92,694,909	.....	89,225,008	.....	109,322,610	.....	86,236,786	.....	98,922,222
Wool:—										
Raw, combed and carded Kilogs.	15,777,690	19,154,294	11,487,796	14,519,093	14,624,193	17,859,490	13,178,306	16,073,509	12,474,106	15,931,632
Yarn	.....	5,364,176	.....	5,659,057	.....	4,918,286	.....	6,229,975	.....	7,337,509
Manufactures	.....	11,899,929	.....	11,563,140	.....	10,932,696	.....	11,725,692	.....	11,511,795
Total valve of principal and other articles imported	.....	2,523,468,092	.....	2,671,698,498	.....	2,823,740,015	.....	3,137,401,022	.....	3,265,239,714

HOLLAND (Netherlands).

TOTAL Quantities and Values of the Principal Articles of Domestic Produce Exported *(see foot note, page 183)* during the Years ended December 31, 1906 to 1910, inclusive.

NOTE:—Gulden = 40·2 cents. Kilog = 2·204 lbs. Litre = ·2199 galls.

ARTICLES.	1906.		1907.		1908.		1909.		1910.	
	Quantity.	Value.	Quantity.	Value.	Quantity.	Value.	Quantity.	Value.	Quantity.	Value.
		Gulden.		Gulden.		Gulden.		Gulden.		Gulden.
Animals:—										
Cattle ... No.	54,255	9,062,510	66,051	9,851,055	91,274	13,044,085	109,042	16,806,680	87,139	13,361,675
Pigs ... "	4,968	149,040	452,164	13,564,920	272,704	8,181,120	20,829	624,870	11,532	345,960
Sheep ... "	70,159	1,393,750	55,473	1,101,945	73,805	1,456,865	153,900	3,322,470	76,791	1,545,480
Apparel, wearing	...	1,430,832	...	1,582,685	...	1,619,169	...	1,467,095	...	1,900,373
Ashes, pot, pearl, soda, &c.. Kilogs.	20,873,046	5,044,257	23,258,801	4,977,719	17,667,445	3,584,641	15,041,279	3,246,545	13,902,673	3,297,943
Books	...	4,081,493	...	3,864,055	...	3,374,000	...	4,311,717	...	4,830,417
Borax ... Kilogs.	3,250,473	2,854,060	2,851,797	2,511,062	3,713,630	3,303,402	2,394,461	2,141,721	2,630,769	2,337,676
Candles ... "	5,355,325	5,325,392	2,731,734	2,708,313	2,913,878	2,891,089	3,613,998	3,584,181	3,034,307	3,001,703
Chemicals	...	5,251,483	...	5,818,137	...	5,706,976	...	8,171,769	...	8,187,452
Chocolate ... Kilogs.	5,309,336	5,309,336	6,791,985	6,791,985	6,351,068	6,351,068	7,015,254	7,015,254	8,947,541	8,947,541
Coal ... 1,000 kilogs.	2,108,295	21,082,948	3,096,830	30,968,301	2,138 791	21,387,890	3,246,857	32,468,573	4,015,928	40,159,286
Cocoa ... Kilogs.	10,235,753	6,057,597	9,546,067	5,287,398	10,648,983	5,836,320	12,238,901	7,193,999	14,088,714	8,349,761
Cocoa butter ... "	2,629,949	3,418,931	2,921,735	3,798,256	2,977,859	3,871,010	3,263,743	4,242,866	4,376,314	5,689,206
Coffee ... "	73,308,522	32,255,750	80,291,337	35,328,188	81,394,868	35,813,668	87,588,949	38,539,138	78,845,800	34,692,149
Copra ... "	49,038,652	17,653,915	43,368,407	15,612,627	65,828,751	23,698,332	57,250,504	20,610,182	84,986,477	30,595,133
Cordage, rope, &c ... "	3,754,930	2,252,958	4,962,568	2,977,541	4,564,715	2,738,880	4,927,279	2,956,367	5,413,968	3,248,382
Cotton:—Raw ... "	22,945,027	13,767,016	21,067,755	14,440,653	23,473,143	14,083,980	29,269,353	17,561,612	30,554,650	18,332,790
Yarn	...	5,172,935	...	11,027,897	...	8,569,770	...	5,671,799	...	5,718,105
Manufactures	...	52,175,752	...	52,608,446	...	53,380,600	...	58,163,792	...	59,855,734
Drugs, &c:—Caoutchouc... Kilogs.	2,512,562	5,085,124	1,869,303	3,738,606	1,711,877	3,424,000	1,792,941	3,585,882	1,725,965	3,451,930
Peruvian bark "	5,972,845	238,913,800	5,753,766	230,150,640	4,703,707	188,148,280	5,365,291	214,611,614	5,454,737	218,189,480
Tapioca ... "	6,114,206	1,834,262	16,033,461	4,810,047	15,394,885	4,618.410	31,842,547	9,552,764	25,210,719	7,563,216
All other	...	10,748,106	...	11,037,563	...	11,025,737	...	10,965,840	...	11,727,567
Dye stuffs	...	18,364,216	...	23,537,399	...	20,036,875	...	19,861,635	...	21,683,133
Earthenware	...	8,294,212	...	9,054,840	...	7,453,661	...	7,782,063	...	8,495,583
Fish	...	27,191,012	...	26,206,213	...	27,354,597	...	28,603,037	...	29,895,883
Fruits	...	2,300,381	...	3,647,763	...	3,521,173	...	3,453,571	...	3,051,100
Furniture	...	2,207,213	...	2,482,605	...	2,367,840	...	2,132,901	...	2,359,286
Glass	...	13,791,284	...	15,417,999	...	17,631,445	...	21,779,002	...	25,664,417
Glue ... Kilogs.	3,411,292	1,705,646	3,943,709	1,971,855	2,915 878	1,457,900	3,110,693	1,555,346	3,092,093	1,546,047

Glycerine ..... Kilogs.	4,080,969	1,836,436	4,640,229	2,088,104	5,445,794	2,451,610	6,431,767	2,894,295	7,623,837	3,430,727
Grain, &c:—										
Barley..... 1,000 kilogs.	408,029	32,642,341	433,709	34,696,742	461,854	36,949,080	486,732	38,938,599	568,905	45,512,462
Beans.. ..... " "	21,868	1,858,757	23,165	1,969,018	24,242	2,060,555	26,472	2,250,135	25,610	2,176,930
Bran ..... " "	52,504	15,751,079	58,890	17,667,137	51,831	15,549,180	51,043	15,312,950	59,011	17,703,502
Corn ..... " "	152,666	9,923,261	208,694	13,565,131	176,729	11,487,410	185,656	12,067,631	129,574	8,422,318
Flour—Rice..... " "	11,342	3,402,574	10,934	3,280,205	12,145	3,643,560	12,760	3,827,911	20,193	6,058,027
Rye ..... " "	37,835	11,350,486	29,179	8,753,762	35,380	10,614,030	46,247	13,874,239	53,196	15,958,851
Wheat..... " "	9,867	2,960,096	14,222	4,266,587	12,931	3,879,060	25,980	7,794,015	23,781	7,134,332
Other..... " "	4,198	1,259,344	6,555	1,966,421	6,669	2,000,730	4,978	1,493,525	7,798	2,339,906
Oats..... " "	317,489	25,399,087	257,967	20,637,325	254,237	20,338,972	337,310	26,984,789	391,905	31,352,418
Pease ..... " "	39,635	3,963,493	41,595	4,159,457	41,324	4,132,358	51,127	5,112,709	53,217	5,321,767
Rice... ..... " "	122,864	36,859,249	132,068	39,620,290	158,207	47,462,160	161,821	48,546,242	204,378	61,313,502
Rye..... " "	304,647	27,418,207	271,188	24,406,937	210,229	18,920,610	269,172	24,225,460	331,591	29,843,208
Wheat ..... " "	901,566	117,203,534	1,217,014	158,211,884	814,129	105,836,705	1,291,925	167,950,295	1,586,686	206,269,229
Gutta-percha.....	.....	4,825,724	.....	4,262,728	.....	3,160,552	.....	3,821,252	.....	7,958,268
Haberdashery..	.....	8,941,799	.....	9,448,662	.....	9,773,580	.....	12,915,117	.....	12,972,742
Hair.....	.....	7,247,072	.....	10,483,137	.....	9,524,740	.....	7,044,064	.....	13,383,079
Hemp and flax:—										
Flax, raw ... . Kilogs.	35,941,209	25,158,847	44,495,372	31,146,760	43,525,419	30,467,780	35,620,309	24,934,217	31,592,937	22,115,057
Hemp, raw .... "	21,488,802	8,595,520	21,095,053	8,438,021	23,877,015	9,550,800	21,455,159	8,582,064	15,329,145	6,131,658
Yarn...	.....	2,147,603	.....	2,163,107	.....	1,929,485	.....	1,588,293	.....	1,721,502
Manufactures	.....	2,721,243	.....	3,420,831	.....	4,458,110	.....	4,236,342	.....	6,358,633
Hides and skins, raw	.....	23,402,341	.....	21,710,842	.....	23,000,266	.....	27,104,250	.....	26,462,131
Indigo..... Kilogs.	1,289,231	7,735,386	1,903,395	11,420,370	2,415,563	14,493,378	1,365,490	8,192,940	1,210,721	7,264,326
Instruments, optical, musical, &c..	.....	1,192,147	.....	1,078,711	.....	1,041,683	.	1,465,943	.....	1,567,531
Leather and mfrs.....	.....	8,186,082	.....	10,392,029	.....	13,012,483	.....	16,118,112	.....	20,278,605
Machinery and locomotives of all kinds...	.....	12,393,439	.....	16,332,708	.....	18,150,657	.....	15,143,528	.....	15,213,030
Manures.....	.....	26,477,593	.....	27,728,146	.....	27,219,313	.....	21,535,919	.....	29,636,390
Metals:—										
Copper—Ore..... Kilogs.	237,577,006	38,012,321	336,717,667	53,874,827	278,827,280	44,612,352	293,619,372	46,979,099	331,944,210	53,111,073
Unwrought ... "	69,898,489	69,898,489	74,569,136	74,569,136	88,455,892	88,455,492	83,304,500	83,304,500	101,847,011	101,847,011
Wrought.....	.....	5,232,245	.....	6,258,932	.....	9,890,887	.....	9,688,776	.....	7,474,533
Gold and silver	.....	6,512,860	.....	13,756,748	.....	10,046,901	.....	6,932,738	.....	14,962,389
Iron—Ore..... ...1,000 kilogs.	5,777,578	34,665,471	5,865,252	35,191,512	5,018,408	30,110,447	5,604,278	33,625,666	6,353,956	38,123,802
Pig iron ..... . Kilogs.	409,461,965	36,851,577	338,484,617	30,463,616	287,320,675	25,858,854	203,883,339	18,349,500	261,455,463	23,530,992
Bars, bands, hoops, &c. ..... "	233,333,144	46,666,628	170,015,655	34,003,131	225,988,094	45,197,640	258,110,019	51,622,003	294,926,354	58,985,271
Nails and spikes.. "	22,726,013	6,817,804	22,190,758	6,657,227	21,524,722	6,457,380	21,351,998	6,405,599	23,375,033	7,012,510
Pipes ..... "	5,985,715	1,496,429	4,332,213	1,083,053	4,328,079	1,082,075	3,445,073	861,268	3,971,026	992,757
Rails.... ..... "	14,261,427	3,565,356	11,259,778	2,814,945	14,677,757	3,669,440	23,966,551	5,991,638	33,456,427	8,364,107
Wire..... "	52,943,363	18,530,177	40,076,564	14,026,797	44,838,100	15,693,335	52,015,772	18,205,520	50,858,026	17,800,306
Other	.....	22,409,466	.....	26,552,112	.....	26,357,167	.....	28,393,814	.....	39,557,731
Lead and mfrs. of.....	.....	4,705,505	.....	4,700,159	.....	4,287,052	.....	4,244,717	.....	4,442,265
Manganese..... . ... Kilogs.	7,203,222	1,080,483	88,858,425	13,328,164	87,613,512	13,142,025	26,132,169	3,919,825	11,599,049	1,739,857
Steel:—										
Bars, hoops, plates, &c. "	53,454,397	21,381,759	46,188,619	18,475,448	100,000,540	40,000,200	88,130,857	35,252,343	99,212,328	39,684,930
Rails..... "	52,449,609	11,357,363	48,961,110	17,136,389	38,333,741	13,416,830	61,774,914	21,621,220	84,610,755	29,613,764
Other.....	.....	3,876,127	.....	3,098,094	.....	3,586,650	.....	1,967,114	.....	2,642,310

HOLLAND (Netherlands).

TOTAL Quantities and Values of the Principal Articles of Domestic Produce Exported, &c.—*Concluded.*

ARTICLES.	1906.		1907.		1908.		1909.		1910.	
	Quantity.	Value.	Quantity.	Value.	Quantity.	Value.	Quantity.	Value.	Quantity.	Value.
		Gulden.		Gulden.		Gulden.		Gulden.		Gulden.
Metals—*Con.*										
Tin—Unwrought.....Kilogs.	14,866,183	14,866,183	16,362,988	16,362,988	15,595,772	15,595,772	17,129,559	17,129,559	19,885,105	19,885,105
Plates and sheets.. "	9,150,647	4,575,324	13,749,367	6,874,684	21,298,801	10,649,450	29,402,359	14,701,179	32,667,710	16,333,855
Zinc and mfrs. of.....	.....	16,736,524	.....	17,241,703	.....	16,506,512	.....	18,131,263	.....	22,062,327
Oilcake.....	.....	6,787,751	.....	9,659,501	.....	7,204,470	.....	7,371,071	.....	1,487,088
Oils:—Linseed.....Kilogs.	33,514,066	7,715,235	33,167,764	7,628,586	31,754,102	7,303,512	34,519,253	7,939,430	38,946,514	8,957,699
Palm..... "	8,608,937	4,304,468	7,238,155	3,619,078	6,819,584	3,409,800	9,284,381	4,642,170	6,850,393	3,425,195
Train and whale..... "	4,908,915	1,325,407	5,056,681	1,365,104	5,662,817	1,528,956	5,924,718	1,599,694	5,882,634	1,588,312
Other	.....	4,132,685	.....	3,786,876	.....	3,693,899	.....	4,881,233	.....	6,631,172
Pastry, confectionery and sweetmeats	.....	25,989,585	.....	28,769,555	.....	29,963,938	.....	33,325,816	.....	34,030,662
Paints and colours:—										
Whitelead.....Kilogs.	9,242,502	2,310,625	9,249,980	2,312,495	8,543,287	2,135,825	6,523,928	1,630,984	6,265,953	1,566,486
Zinc, white..... "	10,480,049	2,620,012	11,798,145	2,949,536	10,632,445	2,658,100	13,586,685	3,396,671	11,469,581	2,867,392
Paintings.....	.....	2,672,290	.....	1,762,812	.....	1,402,381	.....	1,238,067	.....	1,543,656
Palm kernels.....Kilogs.	22,538,700	2,704,644	34,668,701	4,160,244	30,937,282	3,712,464	36,340,972	4,316,972	39,725,822	4,767,099
Paper.....	.....	55,356,433	.....	62,610,242	.....	65,585,036	.....	75,413,022	.....	80,453,891
Pitch.....Kilogs.	9,550,017	1,910,010	10,910,610	2,182,122	12,996,304	2,599,220	15,757,625	3,151,525	13,412,085	2,682,417
Plants, shrubs, &c.....	.....	10,555,952	.....	13,081,623	.....	12,770,770	.....	14,849,771	.....	15,156,141
Provisions:—										
Butter.....Kilogs.	25,586,090	25,585,583	29,396,969	29,396,969	33,076,086	33,074,591	31,158,851	31,157,622	32,865,951	32,865,951
Cheese..... "	47,510,487	16,628,670	51,549,880	18,042,458	53,638,996	18,773,515	56,277,949	19,697,283	55,688,767	19,491,066
Eggs..... "	7,965,694	3,584,562	7,896,678	3,553,505	12,090,998	5,440,905	15,004,463	6,752,008	20,102,408	9,046,083
Lard..... "	22,003,396	8,801,358	24,963,805	9,985,522	29,497,523	11,798,960	22,129,897	8,851,959	15,587,992	6,235,197
Margarine..... "	80,623,206	55,142,228	67,776,458	45,639,935	65,385,105	44,269,100	67,543,184	46,576,675	75,718,790	53,813,649
Meats.....	.....	27,287,055	.....	25,213,257	.....	27,133,647	.....	29,546,906	.....	25,244,723
Potatoes.....Kilogs.	162,407,501	1,624,075	281,571,620	2,815,716	284,630,117	2,846,304	275,276,343	2,152,761	205,020,421	2,050,204
Potato meal..... "	90,568,721	27,170,616	97,509,572	29,252,872	86,300,692	25,890,250	89,235,715	26,770,714	82,863,267	24,858,979
Rags.....	.....	7,499,890	.....	9,470,916	.....	6,934,500	.....	34,578,383	.....	53,813,445
Resin.....Kilogs.	36,083,304	2,886,664	34,778,594	2,782,288	39,357,600	3,148,592	25,687,057	2,054,965	25,316,918	2,025,354
Saltpetre..... "	4,090,381	1,373,527	13,391,079	4,095,509	16,897,268	5,163,760	23,797,480	7,241,113	3,203,085	1,091,045
Seeds:—Linseed..... "	83,693,709	10,043,246	87,295,378	10,475,445	110,062,625	13,207,536	77,250,648	9,270,077	47,803,797	5,736,455
Other.....	.....	9,198,314	.....	8,919,575	.....	11,461,308	.....	12,720,643	.....	19,548,858

Ships, boats, and vessels	.....	4,792,887	.....	3,386,742	.....	5,030,970	.....	3,912,910	.....	6,754,889
Spirits, including liquors...Litres	30,618,557	6,232,173	33,922,951	6,902,129	30,415,419	6,190,950	33,195,085	6,758,806	.....	8,442,386
Starch.....Kilogs.	11,770,416	3,531,125	14,136,672	4,241,002	12,195,051	3,658,530	14,262,351	4,278,705	17,158,054	5,147,417
Stone:—Paving..... "	43,162,345	17,264,938	58,784,711	23,513,884	73,731,886	29,492,760	41,821,016	16,728,406	62,203,215	24,881,286
Other.....	.....	6,029,752	.....	5,381,169	.....	3,120,596	.....	3,543,367	.....	4,395,299
Sugar:—Raw.....Kilogs.	37,911,009	13,268,853	22,198,504	7,769,477	47,207,018	16,522,446	44,593,122	15,609,807	48,535,309	16,987,357
Other.....	.....	51,023,677	.....	45,924,388	.....	42,098,955	.....	43,471,724	.....	39,212,052
Tallow.....Kilogs.	19,030,340	5,899,405	22,004,426	6,821,372	19,060,753	5,908,910	21,719,515	6,733,050	26,122,462	8,097,962
Tobacco	.....	9,103,401	.....	10,491,828	.....	8,759,151	.....	9,317,443	.....	18,735,712
Tools and implements.....	.....	2,738,661	.....	2,787,872	.....	2,939,965	.....	3,015,738	.....	2,476,829
Vegetables, fresh and pickled..	.....	10,328,155	.....	10,557,408	.....	10,669,259	.....	10,220,533	.....	11,603,929
Wax..... Kilogs.	1,897,907	3,107,171	1,738,190	3,405,266	1,254,177	2,390,320	877,692	1,581,715	1,057,440	2,063,278
Wood.....	.....	69,372,518	.....	70,655,473	.....	75,233,414	.....	71,864,896	.....	67,469,227
Wool :—										
Raw, combed & carded..Kilogs.	12,745,537	15,597,256	9,851,390	12,660,253	12,166,511	14,872,810	12,766,301	15,687,969	10,330,436	13,539,486
Yarn.....	.....	1,126,357	.....	1,773,203	.....	1,661,760	.....	1,366,158	.....	1,528,997
Manufactures.....	.....	10,987,466	.....	13,572,406	.....	14,497,930	.....	14,708,410	.....	18,532,908
Yeast.....Kilogs.	5,451,275	2,725,638	5,560,598	2,780,299	5,490,171	2,745,100	5,695,664	2,847,832	5,889,979	2,994,988
Total value of principal and other articles exported.....	.....	2,083,945,696	.....	2,212,141,046	.....	2,181,056,860	.....	2,454,751,366	.....	2,632,358,660

ITALY.

VALUE of the Total Imports for Consumption and Exports of Domestic Produce (Merchandise and Silver Bullion) from and to each Principal Country during the Years ended December 31, 1906 to 1910, inclusive.

NOTE:—Lira=19·3 cents.

Imports.					Countries.	Exports.				
1906.	1907.	1908.	1909.	1910.		1906.	1907.	1908.	1909.	1910.
Lire.	Lire.	Lire.	Lire.	Lire.		Lire.	Lire.	Lire.	Lire.	Lire.
450,292,000	523,086,000	500,893,000	490,643,000	476,269,000	United Kingdom	132,209,000	155,989,000	131,854,000	167,929,000	210,356,000
6,024,000	7,267,000	9,082,000	8,966,000	10,011,000	Algeria	2,016,000	1,256,000	1,587,000	2,309,000	4,965,000
46,917,000	37,879,000	65,677,000	120,901,000	97,976,000	Argentine Republic	137,753,000	143,855,000	149,765,000	150,849,000	151,461,000
2,974,000	5,056,000	5,311,000	16,065,000	18,295,000	Australian Commonwealth	5,828,000	5,697,000	4,531,000	5,554,000	8,401,000
226,287,000	249,433,000	300,682,000	309,303,000	289,746,000	Austria-Hungary	139,986,000	158,042,000	144,877,000	155,087,000	164,581,000
69,173,000	91,658,000	75,254,000	73,345,000	84,809,000	Belgium	71,051,000	47,927,000	36,489,000	38,781,000	51,458,000
22,844,000	20,951,000	26,022,000	21,335,000	42,456,000	Brazil	19,215,000	21,634,000	18,008,000	16,701,000	31,335,000
118,460,000	135,758,000	107,649,000	97,466,000	159,199,000	British India and Ceylon	22,590,000	18,902,000	18,944,000	23,008,000	36,793,000
5,000	4,954,000	1,856,000	2,074,000	3,364,000	British West Indies	20,000	5,000	41,000	67,000	680,000
356,000	1,885,000	1,556,000	3,455,000	2,497,000	Bulgaria	527,000	817,000	874,000	2,204,000	4,638,000
1,665,000	3,674,000	11,785,000	6,811,000	9,804,000	Canada	282,000	492,000	663,000	1,751,000	1,574,000
106,000	166,000	627,000	742,000	690,000	Candia	1,042,000	1,468,000	2,658,000	2,113,000	4,126,000
1,790,000	4,185,000	2,826,000	3,543,000	3,318,000	Central American States	7,792,000	9,114,000	5,414,000	5,326,000	4,307,000
6,878,000	10,036,000	14,108,000	9,909,000	15,206,000	Chili	9,467,000	13,426,000	7,202,000	11,344,000	15,654,000
74,961,000	75,248,000	72,179,000	60,717,000	60,976,000	China, including Hong Kong	3,093,000	4,581,000	2,444,000	5,065,000	9,180,000
439,000	1,437,000	1,535,000	1,351,000	1,748,000	Cuba and Porto Rico	870,000	1,111,000	951,000	1,680,000	3,404,000
478,000	779,000	672,000	737,000	800,000	Denmark	2,351,000	3,228,000	2,328,000	3,209,000	2,580,000
1,195,000	3,537,000	4,571,000	6,664,000	5,426,000	Dutch East Indies	2,147,000	3,273,000	4,353,000	3,631,000	3,995,000
15,670,000	16,946,000	21,904,000	22,116,000	35,139,000	Egypt	62,395,000	65,149,000	50,557,000	40,409,000	44,783,000
1,322,000	3,816,000	3,620,000	3,842,000	1,880,000	Erythrea	6,694,000	6,746,000	4,934,000	7,666,000	8,120,000
227,925,000	255,672,000	276,265,000	329,106,000	333,957,000	France	212,629,000	198,159,000	203,801,000	198,717,000	218,296,000
393,916,000	526,647,000	520,975,000	503,464,000	524,634,000	Germany	251,501,000	300,631,000	245,430,000	307,202,000	293,139,000
3,622,000	7,842,000	7,583,000	6,422,000	6,719,000	Greece	8,436,000	9,708,000	8,520,000	8,086,000	11,303,000
17,493,000	20,934,000	24,929,000	29,770,000	32,968,000	Holland	15,469,000	16,383,000	16,808,000	15,069,000	15,367,000
22,923,000	28,708,000	21,873,000	25,030,000	28,373,000	Japan	1,723,000	797,000	1,470,000	1,163,000	2,489,000
1,069,000	1,017,000	816,000	1,295,000	1,199,000	Malta	9,799,000	9,205,000	8,178,000	7,010,000	7,061,000
49,000	569,000	451,000	497,000	582,000	Mexico	3,814,000	3,080,000	3,922,000	4,471,000	7,414,000
2,691,000	864,000	618,000	2,209,000	2,299,000	Morocco	1,971,000	325,000	655,000	793,000	863,000
8,895,000	12,311,000	16,657,000	21,085,000	14,581,000	Norway	3,023,000	2,637,000	2,752,000	2,377,000	2,798,000
869,000	67,000	244,000	5,000	925,000	Peru	3,172,000	2,809,000	3,878,000	2,019,000	5,195,000
931,000	1,104,000	6,399,000	6,759,000	5,626,000	Portugal	5,720,000	8,607,000	6,846,000	7,049,000	7,250,000

86,394,000	43,773,000	34,673,000	55,180,000	82,149,000	Roumania	6,082,000	6,124,000	4,126,000	8,518,000	15,070,000
193,365,000	157,101,000	127,711,000	209,600,000	265,001,000	Russia in Europe	10,444,000	11,087,000	11,850,000	33,597,000	50,649,000
408,000	1,055,000	5,509,000	12,668,000	17,075,000	Servia	119,000	103,000	148,000	1,009,000	2,667,000
30,513,000	42,073,000	33,043,000	32,984,000	30,586,000	Spain	12,145,000	13,404,000	11,152,000	10,947,000	11,902,000
16,191,000	11,831,000	13,593,000	13,092,000	12,959,000	Straits Settlements and Aden	2,226,000	2,105,000	984,000	1,768,000	5,343,000
883,000	2,142,000	2,787,000	3,204,000	3,234,000	Sweden	1,414,000	2,076,000	2,667,000	2,751,000	2,792,000
65,242,000	72,829,000	80,468,000	80,498,000	83,916,000	Switzerland	365,579,000	349,210,000	297,400,000	216,753,000	216,396,000
502,000	1,051,000	676,000	1,606,000	3,238,000	Tripoli	3,951,000	3,526,000	3,221,000	2,924,000	1,361,000
17,171,000	28,111,000	28,583,000	29,094,000	25,169,000	Tunis	6,674,000	7,319,000	7,810,000	6,975,000	8,004,000
16,776,000	14,228,000	14,305,000	21,910,000	19,765,000	Turkey in Asia	13,852,000	8,662,000	7,910,000	21,145,000	43,497,000
37,867,000	36,099,000	40,479,000	46,516,000	37,314,000	" Europe	69,828,000	64,599,000	59,257,000	57,618,000	64,363,000
310,866,000	392,947,000	404,994,000	390,193,000	392,968,000	United States	240,393,000	236,113,000	203,826,000	272,374,000	263,816,000
1,216,000	2,318,000	1,121,000	2,280,000	2,539,000	Uruguay	8,113,000	9,795,000	8,687,000	8,236,000	16,029,000
5,679,000	11,622,000	17,720,000	21,258,000	28,591,000	Other Countries	20,545,000	19,692,000	19,191,000	23,336,000	41,522,000
2,514,352,000	2,880,669,000	2,913,275,000	3,111,710,000	3,245,976,000	Totals	1,905,950,000	1,948,868,000	1,729,263,000	1,866,890,000	2,079,977,000

ITALY.

TOTAL Quantities and Values of the Principal Articles Imported for Consumption (Merchandise and Silver Bullion) during the Years ended December 31, 1906 to 1910, inclusive.

NOTE:—Lira = 19·3 cents. Kilog. = 2·204 lbs.

ARTICLES.	1906.		1907.		1908.		1909.		1910.	
	Quantity.	Value.	Quantity.	Value.	Quantity.	Value.	Quantity.	Value.	Quantity.	Value.
		Lire.		Lire.		Lire.		Lire.		Lire.
Animals, products and waste of animals not comprised in other categories										
Animals, living—										
Cattle ..... No.	24,907	7,143,035	12,011	3,833,030	138,295	48,403,190	118,584	43,258,950	169,984	61,742,440
Horses ..... "	21,136	17,380,300	16,389	13,813,800	42,550	35,825,750	45,676	39,572,450	40,494	36,018,600
Sheep and goats ..... "	6,915	117,555	7,130	121,210	13,623	272,460	14,991	299,820	9,865	246,625
Swine ..... "	1,036	38,323	10,818	485,253	18,473	688,485	30,472	3,747,175	8,144	1,113,602
Butter ..... 100 kilogs.	1,562	383,800	1,390	375,300	1,067	293,425	869	238,975	1,565	443,825
Cheese ..... " "	47,169	9,991,830	46,693	10,367,610	76,899	16,412,490	79,102	16,968,260	66,955	14,883,470
Coral	.....	5,487,440	.....	4,848,330	.....	5,854,930	.....	4,914,460	.....	6,046,850
Eggs, poultry	.....	2,093,700	.....	1,669,675	.....	4,412,200	.....	7,847,200	.....	6,704,800
Feathers	.....	6,795,960	.....	8,943,000	.....	14,175,750	.....	16,151,370	.....	16,038,320
Fish—										
Dried or smoked ... 100 kilogs.	437,376	32,661,228	524,327	45,295,694	668,457	59,673,470	694,743	62,693,830	600,389	41,305,545
Fresh ..... " "	16,146	1,937,520	17,093	2,393,020	25,558	3,578,120	31,981	4,477,340	30,955	4,952,800
In brine ..... " "	74,696	5,602,200	82,312	6,173,400	103,463	7,759,725	108,080	8,106,000	102,695	8,010,210
Marinated or in oil . " "	58,127	9,014,645	66,210	12,166,395	66,293	12,031,365	52,193	9,223,932	58,642	10,949,580
Greases, other ..... " "	254,019	17,273,292	197,142	14,785,650	234,268	17,570,100	279,307	20,948,025	232,096	18,567,680
Lard ..... " "	9,934	1,341,090	17,519	2,452,660	21,694	3,254,100	23,843	3,576,450	10,564	1,426,140
Meat—Fresh, salted or smoked ..... " "	22,410	3,374,880	60,252	8,589,745	78,622	12,785,060	62,548	10,503,320	25,721	4,203,190
Mother-of-Pearl, ivory and tortoise shell	.....	16,759,815	.....	20,605,275	.....	16,478,035	.....	20,711,445	.....	3,706,010
Poultry, alive or dead	.....	307,598	.....	482,320	.....	649,410	.....	906,270	.....	1,324,290
Beverages, spirits and oils—										
Beer	.....	4,370,887	.....	4,181,100	.....	3,885,154	.....	3,810,700	.....	2,957,841
Mineral water ..... 100 kilogs.	30,053	961,696	32,049	1,025,568	33,043	1,057,376	35,932	1,149,824	38,590	1,273,470
Oils—										
Cocoanut ..... " "	10,680	1,068,000	26,008	2,470,760	13,839	1,107,120	17,031	1,396,542	20,225	2,022,500
Cotton seed ..... " "	27,472	1,648,320	31,528	2,049,320	108,117	8,108,775	306,257	25,113,074	35,801	3,580,100
Fish ..... " "	31,168	1,404,110	55,936	2,809,400	55,767	2,801,550	62,535	3,139,85	61,483	4,002,795

Mineral Benzine..100 kilogs.	29,525	1,036,359	49,430	1,773,020	75,077	2,462,641	102,480	2,977,611	121,343	3,730,410
Petroleum. " "	615,883	9,854,128	727,145	13,088,610	823,732	13,179,712	889,293	13,339,395	847,483	12,712,245
Turpentine " "	30,966	3,096,600	30,088	3,008,800	33,316	3,331,600	26,932	2,693,200	27,941	3,352,920
Other..... " "	331,951	9,294,628	395,689	10,945,852	449,513	10,935,544	534,787	11,560,567	619,219	14,489,649
Olive . ..... " "	23,936	2,273,920	1,932	190,785	39,455	4,720,350	52,465	7,860,370	58,536	9,243,088
Palm..... " "	9,330	653,100	29,020	2,031,400	78,460	5,178,360	70,201	4,633,266	81,920	6,881,280
Spirits	.....	1,280,054	.....	1,526,210	.....	1,252,965	.....	1,176,705	.....	1,366,660
Wines.....	.....	2,636,950	.....	2,813,057	.....	2,140,388	.....	2,095,930	.....	2,569,729
Cereals, flour, paste and vegetable products, not comprised in other categories—										
Feculae.... ... .100 kilogs.	228,160	7,301,120	211,134	8,586,984	209,600	8,324,228	225,754	8,797,672	238,492	7,631,744
Fruits and nuts.....	.....	5,722,910	.....	8,933,706	.....	7,689,288	.....	6,168,511	.....	6,499,865
Grain and grain products—										
Barley.....1000 kilogs.	9,344	1,588,480	10,431	1,773,270	12,394	2,230,920	17,570	3,162,600	17,127	3,082,860
Maize..... " "	220,271	29,736,639	71,450	9,645,750	75,735	10,981,575	214,892	33,307,825	400,233	60,034,950
Oats..... " "	69,312	12,476,160	50,327	9,562,130	65,138	12,050,530	88,414	16,356,590	114,292	21,144,020
Pulse, beans, pease, &c.....	.....	350,680	.....	609,910	.....	440,120	.....	462,180	.....	442,370
Wheat.....1000 kilogs	1,373,666	246,742,060	932,998	178,440,800	789,980	176,863,400	1,332,373	299,605,014	1,141,748	309,408,620
Wheat flour.....100 kilogs.	13,665	396,285	16,541	512,771	16,021	544,714	10,548	369,180	12,292	430,220
Hay..... " "	13,487	107,896	29,302	293,020	94,293	942,930	86,323	863,230	59,226	473,808
Seeds, oleaginous—										
Linseed..... " "	346,188	10,385,640	419,308	13,010,820	438,899	14,484,233	468,060	17,307,798	390,475	15,504,945
Sesame & earthnuts " "	123,104	4,677,952	167,591	6,703,640	174,722	6,988,880	309,093	12,363,720	385,882	15,435,280
Non-oleaginous.... " "	111,318	5,009,310	103,496	4,603,560	170,320	7,651,035	163,581	7,361,145	123,319	5,546,035
Starch..... " "	30,448	1,695,790	41,639	2,197,245	39,341	2,098,340	36,873	1,933,675	38,687	1,903,495
Chemical products, medicinal goods, resins and perfumery:—										
Alkaloids.....Kilogs.	43,891	4,391,705	57,181	5,410,690	93,010	5,457,125	41,667	4,160,715	55,329	2,386,340
Carbonate of soda..100 kilogs.	311,703	3,896,287	355,382	4,442,275	382,680	4,783,500	382,515	4,590,180	451,735	5,420,820
Caustic potash..... " "	157,497	3,803,364	7,583	1,516,600	7,959	1,591,800	7,232	1,301,760	8,449	591,430
" soda.... .. " "			145,237	3,957,012	142,908	4,128,625	148,710	4,209,414	158,874	4,137,336
Chlorides of potassium "	40,356	988,722	53,439	1,309,255	58,118	1,278,596	63,285	1,360,627	81,543	1,793,946
Gums, resins and resinous gums.... " "	183,130	6,099,697	193,332	6,200,309	216,560	6,835,229	144,669	5,736,537	194,890	8,556,280
Manures.... .....1000 kilogs.	105,633	6,166,695	176,096	11,268,285	166,736	10,472,950	131,387	8,074,700	165,904	9,725,882
Nitrate of soda.....Kilogs.	325,075	8,451,950	414,574	10,778,924	607,844	14,588,256	436,580	10,477,920	611,917	14,720,763
Oxide of zinc.....100 Kilogs.	19,198	1,305,464	19,621	1,334,228	20,255	1,377,340	15,705	1,020,825	20,012	1,200,720
Paraffine, solid..... " "	100,975	6,260,450	147,027	10,291,890	119,321	7,159,260	174,073	9,051,796	191,533	8,810,518
Sulphate of ammonia. " "	97,381	3,603,097	149,428	5,229,980	167,107	5,430,977	189,152	5,863,712	207,501	6,432,531
" copper.... " "	250,604	16,289,260	159,794	10,386,610	250,315	13,767,325	90,405	4,520,250	135,825	6,519,600
" potassium. " "	15,341	444,889	38,660	1,121,140	48,910	1,271,660	53,326	1,333,150	77,531	1,938,275
Colonial goods, groceries and tobacco—										
Cocoa and chocolate.100 kilogs.	26,823	5,243,500	29,668	8,352,910	29,216	7,053,320	33,937	7,951,890	38,983	8,006,110
Coffee..... ... " "	204,326	22,068,355	214,807	21,482,638	227,657	22,767,562	240,957	25,302,885	252,937	31,619,960
Pepper and pimento " "	19,990	2,596,340	19,622	2,352,300	23,221	2,089,665	20,884	1,983,950	23,483	2,234,020
Sugar .... " "	144,389	3,726,943	237,378	5,805,079	48,967	1,341,911	118,449	3,749,780	65,458	2,068,072
Tobacco, unm'f'd.. " "	208,284	25,618,932	199,190	26,890,650	203,632	27,490,320	225,287	31,990,754	188,036	26,701,112

ITALY.

TOTAL Quantities and Values of the Principal Articles Imported for Consumption, &c.—*Continued.*

ARTICLES.	1906.		1907.		1908.		1909.		1910.	
	Quantity.	Value.	Quantity.	Value.	Quantity.	Value.	Quantity.	Value.	Quantity.	Value.
		Lire.		Lire.		Lire.		Lire.		Lire.
Colours and materials for dyeing and tanning:—										
Colours, derived from tar or other bitumiuous substances ... .100 kilogs.	54,446	16,303,175	60,604	18,066,310	57,315	16,963,140	64,201	19,416,160	59,069	16,590,535
Colours, in cakes, powder, or of any other kind....100 kilogs.	18,152	2,904,320	20,870	3,339,200	17,711	2,833,760	18,003	2,880,480	18,849	3,015,840
Indigo ..... " "	4,375	1,956,950	4,000	1,691,600	4,418	1,876,700	5,153	2,122,050	5,638	1,646,500
Varnish..... " "	16,999	3,521,350	17,572	3,631,495	20,192	3,902,050	23,178	4,515,620	26,621	4,932,670
Wood, roots, barks, leaves, lichens, flowers, herbs and fruits for dyeing and tanning.100 kilogs	464,958	9,432,222	443,108	8,648,124	514,557	9,676,803	548,662	9,320,275	546,266	9,437,367
Cotton:—										
Raw and wadding.... " "	1,830,328	245,266,766	2,180,219	300,882,762	2,067,772	275,766,324	1,908,608	243,660,535	1,769,621	319,276,833
Yarn.....Kilogs.	840,600	5,206,025	1,538,500	5,302,300	883,600	3,341,260	521,400	2,180,225	636,500	2,848,730
Manufactures.....	.....	24,054,989	.....	33,954,105	.....	36,070,230	.....	37,314,774	.....	46,282,039
Gutta percha, India-rubber and manufactures of:—										
Raw, solid and liquid.100 kilogs.	11,731	14,663,750	10,168	11,184,800	14,964	14,215,800	15,674	20,376,200	18,788	31,939,600
Cut in sheets, and articles of sheet India-rubber	.....	2,481,150	.....	2,821,600	.....	2,575,100	.....	3,645,900	.....	2,342,880
In threads	.....	1,005,360	.....	1,060,500	.....	799,900	.....	1,484,900	.....	1,952,000
Other articles.....	.....	8,187,000	.....	9,217,303	.....	10,690,472	.....	26,921,280	.....	40,161,013
Hemp, flax, jute and other fibrous plants, except cotton:—										
Raw and combed....100 kilogs.	459,519	25,914,663	463,382	25,475,694	476,891	22,395,090	528,582	22,760,250	555,609	26,878,583
Cordage, rope and twine, even tarred.....100 kilogs.	3,378	369,360	3,957	467,451	6,078	689,460	3,420	363,582	4,057	438,182
Yarn ..... " "	46,791	13,220,451	53,964	15,670,981	54,227	14,165,872	54,687	15,985,329	59,876	20,785,590
Manufactures.....	.....	5,942,592	.....	6,090,965	.....	6,182,735	.....	6,493,938	.....	7,625,871
Hides and skins:—										
Raw, green or dry...100 kilogs.	255,756	59,199,215	227,849	55,799,445	234,309	55,852,510	227,772	57,726,180	238,233	64,297,630
Tanned with the hair. " "	1,825	2,603,250	1,896	4,360,950	1,971	4,752,300	2,167	4,478,430	2,343	4,940,400

Tanned without the hair :—										
Unfinished.... .100 kilogs.	2,964	1,244,180	2,727	1,147,130	2,635	1,073,010	2,644	1,333,350	1,956	956,550
Finished ... ... " "	16,429	16,224,790	17,380	19,567,025	18,661	21,701,460	20,088	28,112,100	23,123	32,929,515
Leather, patent. . . " "	2,627	4,203,200	2,715	4,344,000	2,786	4,457,600	2,840	5,112,000	2,878	5,353,080
" cut out..... " "	1,818	2,285,900	1,995	2,391,900	2,851	3,157,800	2,839	3,364,550	3,172	4,151,560
" boots and shoes..Pairs	73,700	642,170	109,149	956,784	181,765	1,621,354	322,862	3,315,065	510,384	5,431,853
Minerals, metals and articles manufactured therefrom :—										
Clocks and watches, including movements and parts of.....	.....	11,740,312	.....	13,359,432	.....	14,253,126	.....	10,867,498	.....	12,553,383
Copper, brass and bronze :—										
Copper ore and pyrites.....1,000 kilogs.	9,363	2,739,000	18,023	10,026,150	14,784	2,478,510	11,303	1,025,334	7,550	682,222
In bars, sheets and plates.... .....100 kilogs	11,136	2,895,360	15,136	4,001,828	24,675	5,079,600	23,505	4,716,725	32,851	6,440,740
In ingots, cakes, filings and scrap..... ..100 kilogs.	159,138	35,010,360	220,708	48,997,176	196,226	31,396,160	147,290	22,829,950	215,665	32,349,750
In tubes..... " "	6,817	2,079,185	7,347	2,277,570	9,154	2,288,500	5,464	1,311,360	6,413	1,507,055
In wire ..... " "	17,124	4,883,320	17,000	4,889,340	17,917	4,040,225	21,454	4,623,100	16,635	3,502,085
Articles m'f'd therefrom.....	.....	10,073,085	.....	13,869,756	.....	12,158,610	.....	9,626,465	.....	11,727,535
Instruments, optical, mathematical, precision, astronomical, chemical, physical, surgical, &c.	.....	39,386,270	.....	50,377,360	.....	53,871,200	.....	54,625,500	.....	66,102,180
Iron and steel :—										
Iron ore and pyrites 1,000 kilogs	95,380	2,250,408	138,954	3,213,643	195,474	4,293,817	178,770	3,627,495	133,439	2,731,527
Iron cast in pigs.. 100 kilogs.	1,699,559	16,145,810	2,310,416	24,259,368	2,542,386	21,152,667	2,467,300	22,205,700	2,018,538	17,112,573
Iron, raw, in blooms and steel in ingots .....100 kilogs.	227,821	3,531,225	321,190	5,299,635	431,630	6,042,820	525,467	7,356,538	286,433	3,437,196
Iron and steel drawn in wire..... .... 100 kilogs.	17,610	635,830	22,525	871,325	18,652	601,632	14,738	517,390	17,116	595,130
Iron and steel, rolled or hammered in rods or bars.....100 kilogs.	1,077,514	20,044,232	1,473,311	30,299,878	1,309,181	24,395,398	1,156,196	21,439,758	983,522	17,236,040
Iron and steel, rolled in sheets..... .....100 kilogs.	350,628	7,307,904	387,973	8,325,508	340,565	6,663,226	347,815	6,850,361	386,399	7,645,292
Iron and steel, coarse articles of, forged or cast. 100 kilogs.	36,820	1,676,360	64,405	2,974,990	70,132	3,105,796	52,513	2,398,392	47,205	2,269,977
Iron and steel articles of second manufacture.....	.....	33,513,374	.....	52,697,457	.....	57,549,154	.....	47,849,376	.....	53,598,675
Iron and steel rails for railways..... .....100 kilogs.	210,669	3,581,373	507,616	10,773,812	326,131	5,353,206	128,947	2,063,152	165,750	2,403,375
Needles and pins .. " "	1,162	1,109,710	1,319	1,319,000	1,119	1,119,000	1,233	1,233,000	1,322	1,322,000
Sheet iron.....	.....	8,278,480	.....	9,351,817	.....	9,027,891	.....	8,277,333	.....	9,027,509
Tools and implements.....	.....	5,538,288	.....	6,949,436	.....	6,656,369	.....	6,770,836	.....	7,349,660
Tubes of sheet iron or steel.....100 kilogs.	116,843	4,623,489	133,463	5,559,486	148,344	5,914,886	133,521	5,188,918	138,949	5,404,701
Jewellery.....	.....	8,062,640	.....	11,246,925	.....	12,793,100	.....	10,761,930	.....	16,598,195
Lead in pigs and scrap 100 kilogs.	109,579	4,931,055	92,310	4,615,500	117,416	4,226,976	100,110	3,403,740	146,741	4,695,712
Machines :—										
Agricultural machines.....	.....	5,109,400	.....	16,581,455	.....	16,341,260	.....	19,472,210	.....	21,588,520

ITALY.

Total Quantities and Values of the Principal Articles Imported for Consumption, &c.—*Concluded.*

Articles.	1906		1907		1908		1909		1910	
	Quantity.	Value.	Quantity.	Value.	Quantity.	Value.	Quantity.	Value.	Quantity.	Value.
Minerals, metals, &c.—*Con.*		Lire.		Lire.		Lire.		Lire.		Lire.
Machines—*Con.*										
Dynamo-electric machines	.....	12,365,595	.....	17,305,885	.....	23,697,660	.....	15,694,320	.....	14,763,510
Locomobiles	.....	3,179,120	.....	3,190,500	.....	4,061,232	.....	4,749,088	.....	4,435,080
Locomotives (exclusive of tenders)	.....	13,178,100	.....	21,585,440	.....	15,633,618	.....	14,232,480	.....	4,202,240
Machines and looms for weaving	.....	17,231,255	.....	24,991,325	.....	25,460,330	.....	11,342,960	.....	6,604,700
Sewing machines	.....	7,560,470	.....	10,333,720	.....	11,442,410	.....	11,041,660	.....	12,531,440
Spinning machines	.....	29,613,900	.....	32,993,100	.....	38,126,550	.....	24,415,050	.....	10,079,100
Steam engines	.....	5,215,795	.....	8,074,505	.....	8,368,265	.....	6,5[illegible]9,160	.....	6,392,075
Other machines	.....	23,296,890	.....	31,146,525	.....	38,019,685	.....	27,358,480	.....	28,062,220
Machines, detached parts of	.....	28,671,220	.....	36,536,430	.....	46,769,545	.....	33,638,860	.....	29,090,960
Machine boilers	.....	4,611,360	.....	8,484,285	.....	7,447,197	.....	3,868,000	.....	3,031,960
" tools	.....	12,325,395	.....	14,317,400	.....	10,097,930	.....	7,799,700	.....	12,548,800
Nichel and its alloys with copper and zinc	.....	3,798,440	.....	3,947,560	.....	4,738,410	.....	3,384,905	.....	5,946,595
Silversmiths' wares even gilt or silver plate	.....	5,718,490	.....	6,460,470	.....	6,195,970	.....	7,696,260	.....	9,393,890
Tin in pigs, rods and scrap 100 kilogs.	33,610	14,956,450	27,714	11,917,020	26,023	8,847,820	25,545	8,813,025	27,595	10,762,050
Zinc in pigs and scrap " "	68,345	4,647,460	81,521	4,891,260	93,385	4,856,020	92,231	5,072,705	89,709	5,113,413
" hammered in sheets " "	41,376	3,227,328	50,148	3,510,360	47,491	2,944,442	42,658	2,772,770	48,578	3,254,726
Paper and books—										
Books—Printed	.....	2,689,100	.....	2,920,900	.....	4,523,700	.....	5,390,150	.....	6,054,800
Not printed (registers)	.....	49,500	.....	61,740	.....	50,460	.....	57,720	.....	66,760
Manuscripts	.....	.....	.....	1,809,707	.....	883,391	.....	1,486,896	.....	1,727,199
Paper 100 kilogs.	63,762	6,378,293	71,519	7,052,457	65,401	6,191,735	58,374	5,505,333	65,011	5,231,875
Pasteboards " "	106,180	2,820,237	125,231	2,773,858	113,498	2,513,727	119,262	2,927,826	141,522	2,859,948
Paper and pasteboard, mfrs. of	.....	1,637,180	.....	1,960,280	.....	2,646,590	.....	2,222,750	.....	1,955,550
Prints, lithographs and advertisement cards	.....	7,051,200	.....	10,119,200	.....	11,713,200	.....	11,782,200	.....	7,455,450
Rags of all kinds 100 kilogs.	39,092	1,577,331	59,861	2,224,228	67,041	1,533,836	39,356	1,125,962	58,774	2,936,450
Wood pulp " "	520,168	14,388,768	575,640	16,544,238	616,630	17,578,227	660,115	17,621,640	718,346	16,278,783
Silk—										
Cocoons (except double cocoons) 100 kilogs.	55,907	62,830,820	58,497	73,666,975	45,124	45,668,700	60,570	64,754,280	43,836	41,748,850

Thrown single, double or twisted.....100 kilogs.	85,541	119,899,693	105,439	128,607,230	96,199	110,690,018	120,259	112,314,643	55,523	111,717,776
Waste..... " "	6,564	3,241,250	8,413	4,436,550	6,292	3,618,420	4,570	3,281,680	6,754	5,181,340
Manufactures.....	.....	36,633,533	.....	42,433,821	.....	34,927,882	.....	43,169,091	.....	51,413,249
Stones, earths, pottery, glass and crystal—										
Asbestos.....100 kilogs.	21,714	1,411,410	31,096	2,021,240	25,481	1,656,265	22,854	1,599,780	20,508	1,435,560
Bricks, tiles, &c.....	.....	2,153,465	.....	4,189,631	.....	3,195,080	.....	3,080,046	.....	2,953,402
Cement.....1000 kilogs.	18,937	839,615	29,024	1,289,470	28,935	1,154,411	25,250	1,007,126	22,185	777,932
Coal and coke..... " "	7,673,435	214,856,180	8,300,439	257,313,609	8,452,320	240,891,120	9,303,506	260,498,168	9,338,752	252,146,304
Earthenware, porcelain, &c.....	.....	5,794,285	.....	7,501,492	.....	8,977,314	.....	8,448,144	.....	9,226,375
Glass and glassware.....	.....	8,594,419	.....	11,099,602	.....	13,929,903	.....	13,811,020	.....	15,457,394
Phosphate.....1000 kilogs.	307,762	15,388,100	384,896	18,475,008	531,921	25,532,208	478,199	21,518,955	422,714	15,640,418
Precious stones	.....	36,640,867	.....	27,532,795	.....	17,435,497	.....	22,752,657	.....	25,949,475
Vehicles—										
Motor cars for ordinary roads...	.....	9,957,316	.....	8,266,335	.....	4,354,472	.....	3,912,540	.....	4,580,140
Railway carriages	.....	16,590,520	.....	41,273,005	.....	25,306,790	.....	12,536,495	.....	6,040,697
Ships and boats.....	.....	11,728,932	.....	10,005,795	.....	13,708,819	.....	5,395,285	.....	10,807,863
Other.....	.....	1,660,010	.....	5,499,439	.....	7,309,420	.....	9,654,430	.....	12,048,035
Wood and straw—										
Charcoal .....1000 kilogs.	43,768	3,238,832	37,637	2,860,412	47,115	3,627,855	67,696	4,738,720	77,936	6,624,560
Firewood..... " "	98,110	2,354,640	103,100	2,680,600	99,484	2,686,068	113,977	3,077,379	96,895	2,906,850
Furniture.....	.....	3,877,420	.....	5,166,076	.....	5,948,125	.....	5,654,490	.....	5,947,210
Wood—Cabinet makers'.....	.....	1,361,328	.....	1,554,364	.....	1,925,096	.....	3,003,096	.....	2,776,449
Common—Rough, or simply rough-hewn with the axe.1000 kilogs.	89,924	5,485,364	93,108	5,865,804	117,493	7,402,059	121,698	7,666,974	169,424	10,165,440
Squared, sawn in length .....1000 kilogs.	904,292	87,556,012	1,068,586	104,339,514	1,205,040	120,049,362	1,402,388	139,614,784	1,364,589	132,035,310
Other.....	.....	550,689	.....	592,204	.....	662,987	.....	1,359,901	.....	1,188,807
Other wood and straw.....	.....	9,761,078	.....	13,074,079	.....	14,496,143	.....	17,871,908	.....	18,133,738
Wool, horsehair and other hair—										
Horsehair and other hair .....100 kilogs.	17,910	11,353,300	21,320	14,328,140	21,165	12,834,720	15,775	11,572,830	19,616	18,273,050
Wool—Raw, including waste and flock wool..... .100 kilogs.	162,827	69,085,470	184,590	79,963,225	211,492	79,964,200	219,876	90,739,615	232,777	91,837,145
Wool—Yarn. ..... " "	4,448	3,701,735	4,864	4,268,370	6,396	5,040,680	6,013	5,017,790	6,058	5,458,595
Manufactures	.....	42,083,963	.....	47,958,750	.....	44,828,610	.....	52,754,816	.....	51,186,780
Miscellaneous articles—										
Artificial flowers.....	.....	887,320	.....	1,096,130	.....	1,164,940	.....	1,474,970	.....	1,838,130
Musical instruments—										
Pianos.....	.....	1,853,700	.....	2,256,050	.....	2,596,450	.....	2,851,450	.....	3,161,200
Other musical instruments ...	.....	410,203	.....	451,858	.....	487,177	.....	532,848	.....	635,906
Parts of.....	.....	152,160	.....	146,900	.....	246,350	.....	187,200	.....	228,800
Small wares.....	.....	15,675,223	.....	20,488,923	.....	22,373,160	.....	24,550,433	.....	27,302,785
Total value of principal and other articles imported (mdse.).....	.....	2,514,351,985	.....	2,880,669,312	.....	2,913,274,509	.....	3,111,710,447	.....	3,245,975,961
Precious metals.....	.....	141,708,000	.....	168,143,500	.....	28,052,400	.....	18,000,800	.....	31,065,700
Total imports.....	.....	2,656,059,985	.....	3,048,812,812	.....	2,941,326,909	.....	3,129,711,247	.....	3,277,041,661

ITALY.

TOTAL Quantities and Values of the Principal Articles of Domestic Produce Exported (Merchandise and Silver Bullion) during the Years ended December 31, 1906 to 1910, inclusive.

NOTE:—Lira=19·3 cents. Kilog.=2·204 lbs.

ARTICLES.	1906.		1907.		1908.		1909.		1910.	
	Quantity.	Value.	Quantity.	Value.	Quantity.	Value.	Quantity	Value.	Quantity.	Value.
Animals, products and waste of animals not comprised in other categories:		Lire.		Lire.		Lire.		Lire.		Lire.
Animals, living, Cattle.. No.	13,458	6,042,465	39,700	17,246,880	12,254	5,870,750	10,293	5,008,540	4,996	2,627,710
Horses. "	1,351	783,800	1,653	976,650	826	558,550	799	526,600	649	458,750
Sheep.. "	32,411	550,987	36,161	614,737	30,568	611,360	27,698	553,960	35,447	886,175
Swine . "	86,325	8,317,396	21,371	2,260,641	4,170	378,910	1,736	172,520	40,871	5,369,529
Butter.....100 kilogs.	48,695	11,983,840	35,539	9,595,530	39,021	10,730,775	36,415	10,014,125	37,628	10,706,255
Cheese. . . . . " "	191,936	38,502,475	211,406	44,409,760	198,272	44,070,730	199,831	44,739,330	260,892	58,002,150
Coral	.....	17,926,790	.....	14,881,550	.....	11,498,940	.....	11,092,180	.....	30,316,138
Eggs, poultry.....100 kilogs.	322,651	56,463,925	228,579	40,001,325	266,346	53,269,200	216,915	43,383,000	204,711	46,942,200
Fish of all sorts.....	.....	5,749,731	.....	7,242,281	.....	4,491,177	.....	4,576,430	.....	7,101,930
Hair .....100 kilogs.	81,081	5,135,670	88,563	6,430,900	149,234	11,654,580	172,770	22,388,810	178,641	16,996,810
Horn, bone and similar substances	.....	3,154,410	.....	3,193,210	.....	2,315,160	.....	2,110,090	.....	2,675,210
Meat, fresh, salted or smoked.....100 kilogs.	38,616	6,211,040	38,189	6,387,755	38,156	6,926,070	35,798	6,634,450	40,298	8,047,770
Milk, condensed..... " "	12,362	1,236,200	10,329	1,136,190	13,618	1,634,160	15,421	1,850,520	29,975	3,597,000
Mother-of-Pearl, ivory and tortoise shell.	.....	4,158,025	.....	1,841,080	.....	4,693,140	.....	3,265,695	.....	734,810
Poultry,—Living ....100 kilogs.	59,997	8,519,574	51,470	8,492,550	49,450	8,901,000	38,250	6,886,080	43,047	7,748,460
Dead..... " "	29,162	4,721,241	43,446	8,254,740	31,254	6,563,340	27,684	5,813,640	30,240	6,350,400
Beverages, spirits, and oils:										
Mineral water.....100 kilogs.	31,181	718,416	35,426	850,224	42,314	1,015,536	44,023	1,056,552	61,342	1,533,550
Oils, olive..... " "	665,754	71,703,070	513,308	58,612,775	447,030	60,795,140	240,149	38,582,425	416,571	66,600,168
Spirits.....	.....	5,677,676	.....	6,978,215	.....	9,925,075	.....	11,085,600	.....	13,361,500
Volatile oils and essences.....	.....	10,070,065	.....	14,526,135	.....	13,653,948	.....	10,571,245	.....	8,960,206
Wine in bottles.....	.....	13,310,318	.....	16,214,075	.....	16,185,595	.....	18,427,900	.....	22,167,660
" in casks.	.....	22,799,860	.....	24,830,357	.....	26,440,252	.....	26,128,923	.....	64,323,453
Cereals, flour, paste and vegetable products not comprised in other categories:—										
Chestnuts .....1,000 kilogs.	22,542	3,832,140	25,100	1,267,000	26,351	4,348,510	25,651	4,369,670	24,951	5,239,710

Fruits—										
Almonds, cleaned or shelled .....100 kilogs	139,878	25,178,040	157,117	29,852,230	177,683	32,871,355	105,913	21,182,600	186,491	40,095,565
Figs..... " "	196,738	5,902,140	142,511	4,560,352	164,417	5,261,344	183,953	5,886,496	161,528	5,168,896
Grapes.....	181,169	5,150,682	266,008	7,087,312	386,359	9,370,618	301,533	7,460,556	299,840	8,265,280
Lemons..... " "	2,497,136	22,474,224	2,538,074	22,842,666	2,450,909	22,058,181	2,560,628	23,045,652	2,582,925	28,412,175
Oranges..... " "	964,634	9,646,340	1,264,591	12,645,910	1,210,370	12,103,700	1,108,993	11,089,930	1,204,293	14,451,518
Walnuts and hazel- " " nuts..... " "	112,026	7,505,742	154,336	11,456,885	163,742	11,461,940	169,157	11,840,990	170,933	12,819,975
Fruits, pulse and vegetables, pickled	.....	15,807,250	.....	23,902,560	.....	12,340,750	.....	14,199,570	.....	20,536,580
Grain of all sorts.....	.....	9,111,266	.....	13,119,420	.....	5,839,920	.....	10,256,740	.....	12,087,665
Grain products,—										
Bran .....100 kilogs.	238,448	3,099,824	418,371	5,438,823	253,312	3,673,024	175,753	2,724,171	156,581	2,427,005
Semolina..... " "	111,738	3,799,092	158,701	5,713,236	162,417	6,496,680	169,615	6,784,600	294,158	11,766,320
Wheat flour ..... " "	316,440	9,176,760	453,889	14,070,559	443,862	15,091,308	419,868	14,695,380	587,568	20,564,880
Wheat paste..... " "	494,292	19,277,388	567,778	23,846,676	489,480	22,516,080	522,790	24,048,340	635,367	29,226,882
Hay..... " "	143,769	1,150,152	122,975	1,229,750	222,502	2,225,020	419,716	4,197,160	87,473	699,784
Potatoes.....1,000 kilogs.	44,840	4,035,600	71,008	6,035,680	62,964	5,351,940	73,663	6,261,355	93,704	8,901,880
Pulse and vegetables, fresh.....100 kilogs.	433,557	11,272,482	443,712	10,551,646	603,990	14,444,521	677,828	15,825,643	577,428	14,170,578
Rice.....1,000 kilogs.	68,559	23,647,120	71,623	24,623,090	65,837	22,981,130	58,744	21,600,470	47,611	18,050,045
Seeds.....100 kilogs.	89,974	6,445,444	100,997	7,331,459	54,979	3,954,078	79,251	6,025,450	112,990	8,226,575
Tomatoes, preserved.. " "	143,556	5,742,240	187,980	8,459,100	229,619	10,332,855	305,158	13,732,110	315,483	17,351,565
Chemical produc s, medicinal goods, resins and perfumery:—										
Acids,—Tannic.....100 kilogs.	178,207	4,278,698	197,004	4,231,314	237,784	4,758,060	256,743	5,135,540	239,993	4,802,240
Tartaric..... " "	9,171	2,155,185	17,068	4,010,980	19,284	4,531,740	15,052	3,386,700	21,774	5,116,890
Calcium-carbide ..... " "	102,095	2,450,280	85,867	2,060,808	48,398	1,451,940	18,109	507,052	21,717	608,076
Citrate of calcium ..... " "	51,498	6,694,740	61,684	11,103,120	77,101	10,023,130	23,809	3,809,440	62,755	9,601,515
Matches.....	.....	5,231,715	.....	5,980,200	.....	5,700,160	.....	6,073,131	.....	5,994,410
Medicinal herbs, flowers, leaves, lichens and roots	.....	4,262,700	.....	3,976,400	.....	4,002,100	.....	3,053,900	.....	3,464,750
Medicines, compound, including medicinal articles.....	.....	5,000,285	.....	5,559,255	.....	3,921,200	.....	4,697,165	.....	5,564,245
Soap.....100 kilogs.	49,043	3,139,280	42,308	3,071,320	44,801	3,319,585	30,601	2,332,905	41,998	3,284,560
Tartar ..... " "	168,285	15,145,650	158,505	9,267,237	187,159	11,171,359	186,575	10,300,422	178,528	11,523,120
Colonial goods, groceries and tobacco:										
Chocolate.....100 kilogs.	2,740	739,800	4,106	1,334,450	2,248	674,400	1,888	566,400	2,299	643,720
Sweetmeats and preserves with sugar or honey.....	.....	3,373,500	.....	2,586,655	.....	1,947,280	.....	3,241,690	.....	3,561,320
Tobacco, manufactured.....	.....	2,443,969	.....	2,383,845	.....	1,219,461	.....	4,890,102	.....	5,374,270
Colours and materials for dyeing and tanning:										
Colours derived from tar or other bituminous substances.....	.....	173,150	.....	60,180	.....	90,180	.....	194,650	.....	92,705
Colours in cakes, powder, or of any other kind.....	.....	425,400	.....	410,450	.....	347,100	.....	779,680	.....	1,052,720
Varnish.....	.....	344,120	.....	389,300	.....	366,680	.....	318,490	.....	346,650

ITALY.

TOTAL Quantities and Values of the Principal Articles of Domestic Produce Exported, &c.—*Continued.*

ARTICLES.	1906.		1907.		1908.		1909.		1910.	
	Quantity.	Value.	Quantity.	Value.	Quantity.	Value.	Quantity.	Value.	Quantity.	Value.
Colours, &c.—*Con.*		Lire.		Lire.		Lire.		Lire.		Lire.
Wood, roots, barks, leaves, lichens, flowers, herbs and fruits for dyeing and tanning.	.....	7,489,348	.....	5,161,985	.....	5,980,194	.....	6,533,806	.....	6,592,386
Cotton:—Raw... .... 100 kilogs.	81,897	5,518,305	71,054	5,064,832	68,403	4,180,611	87,892	5,390,700	77,642	6,299,020
Yarn.... ... " "	103,738	24,643,970	84,917	22,714,570	69,578	15,587,100	93,042	19,493,896	124,447	27,623,100
Manufactures..	.....	107,718,996	.....	115,375,984	.....	91,447,100	.....	111,666,258	.....	138,991,562
Gutta percha, India-rubber and manufactures of...	.....	9,195,470	.....	7,114,002	.....	10,040,370	.....	21,410,055	.....	30,083,662
Hemp, flax, jute and other fibrous plants (except cotton):—										
Raw and combed	.....	53,239,162	.....	53,227,116	.....	44,867,150	.....	56,260,774	.....	56,678,116
Cordage, rope and twine, even tarred.....	.....	8,519,440	.....	7,939,643	.....	7,494,780	.....	7,585,080	.....	8,450,170
Yarn.....	.....	6,943,358	.....	8,240,965	.....	5,646,490	.....	6,662,353	.....	7,890,503
Manufactures..... ...	.....	9,026,316	.....	8,824,180	.....	6,930,490	.....	8,750,673	.....	9,458,596
Hides and skins:—										
Raw, green or dry...100 kilogs.	141,947	28,968,550	136,849	27,196,505	188,797	34,595,390	220,186	45,539,275	206,281	43,243,085
Tanned with the hair " "	146	96,610	778	832,800	198	448,500	1,154	1,131,660	238	359,300
Tanned without the hair..... .... " "	10,204	6,737,405	8,955	5,786,860	6,027	3,996,385	5,801	3,853,300	5,261	3,848,555
Furriers' articles of all kinds...	.....	1,108,380	.....	2,197,920	.....	663,282	.....	460,242	.....	925,980
Gloves of all kinds of skins..... .....100 pairs	8,265	1,818,300	8,616	2,584,800	20,874	5,844,720	22,270	5,567,500	30,071	7,517,750
Leather boots and shoes...Pairs	167,600	1,464,280	123,209	1,116 652	112,695	1,013,588	59,440	571,409	57,268	573,544
Minerals, metals and articles manufactured therefrom:—										
Copper, brass and bronze.... .	.....	3,707,270	.....	3,447,597	.....	2,769,410	.....	3,302,700	.....	4,157,400
Guns, pistols and revolvers and parts of....	.....	7,977,520	.....	449,444	.....	105,455	.....	33,651	.....	1,268,788
Instruments, optical, mathematical, precision, astronomical, chemical, physical, surgical, &c.....	.....	2,919,470	.....	4,027,540	.....	5,361,620	.....	9,831,540	.....	10,592,700

Iron and steel, of second manufacture		2,082,234		2,212,713		2,633,885		2,650,258		3,667,334
Iron and steel sheets		1,445,778		386,701		389,949		424,429		938,115
Lead and its alloys with antimony		2,736,814		2,911,151		2,458,311		1,901,745		1,748,453
Machines and machinery		3,597,765		4,712,610		5,461,655		4,018,098		6,376,215
Mercury ... 100 kilogs.	2,779	1,320,025	3,503	1,681,440	5,647	3,049,380	7,144	4,072,080	7,805	4,604,950
Tin and its alloys with lead and antimony		2,556,070		2,879,870		1,238,370		752,440		1,650,210
Zinc ore ... 100 kilogs.	144,244	21,636,600	142,270	19,917,800	122,456	14,694,720	123,936	15,368,064	127,315	17,187,525
Paper and books :—										
Books printed and not printed		4,312,640		5,906,390		5,548,460		6,581,760		7,017,480
Paper		8,909,022		7,692,453		6,898,465		6,320,086		7,179,661
Pasteboard		411,102		554,054		597,359		298,038		342,850
Paper and pasteboard, manufactures of		751,400		748,140		884,400		1,078,600		731,500
Prints, lithographs and advertisement cards		9,407,800		10 277,300		11,739,000		10,584,600		6,271,900
Silk :—										
Cocoons (except double cocoons) ... 100 kilogs.	738	295,200	1,462	657,900	1,167	420,120	1,605	625,950	1,649	593,640
Thrown, single, double or twisted		565,978,943		536,537,134		406,548,544		463,141,635		403,368,168
Waste silk		39,572,775		43,292,375		32,488,320		36,498,675		44,609,850
Sewing thread, whether of silk or waste silk		2,342,496		2,995,650		1,926,450		2,444,220		1,940,200
Manufactures		87,291,721		89,880,953		86,881,869		85,552,553		104,886,858
Stone, earths, pottery, glass and glassware :—										
Alabaster, unwrought, 100 kilogs.	9,423	122,499	11,947	155,311	7,761	100,893	8,201	106,613	7,773	108,822
Bitumens, solid ... " "	271,756	2,174,048	260,364	2,082,912	241,578	3,623,670	219,783	3,516,528	261,247	4,179,952
Earthenware, porcelain, &c.		2,836,439		3,505,227		2,891,087		1,978,607		2,222,881
Glass and glassware		4,414,793		3,057,513		3,997,421		4,201,930		4,854,987
Marble, unwrought ... 100 kilogs.	148,579	9,657,635	164,525	10,694,125	155,398	10,100,870	156,930	10,200,450	169,441	11,860,870
Marble and alabaster, wrought		15,734,961		17,465,065		15,827,451		14,523,572		18,192,317
Stone for building, 1,000 kilogs.	82,971	3,195,230	85,086	3,114,925	77,298	2,739,850	62,948	2,559,810	70,140	2,852,890
Sulphur—Raw ... 100 kilogs.	2,034,646	18,922,208	1,618,127	15,048,581	2,042,402	19,198,579	2,003,242	19,231,123	2,128,553	20,540,536
Refined ... " "	1,328,743	14,053,372	1,355,649	14,315,097	1,258,525	13,816,526	1,288,991	14,494,499	1,316,581	14,921,725
Vehicles :—										
Motor cars for ordinary roads		11,847,700		20,185,310		28,236,745		22,941,435		20,806,070
Wood and straw :—										
Casks		2,182,936		2,402,327		2,634,115		2,456,102		4,537,329
Charcoal ... 1,000 kilogs.	28,371	1,929,228	25,704	1,773,576	24,647	1,725,290	22,527	1,576,890	19,066	1,620,610
Cork		1,554,820		1,873,455		1,688,320		1,334,005		2,330,810
Furniture		12,343,060		13,571,715		9,102,615		8,427,175		10,981,140
Small wares		2,164,265		5,252,040		4,983,600		6,606,020		8,464,880
Straw plait ... 100 kilogs.	29,195	9,908,350	34,992	12,841,720	18,594	6,505,160	28,070	9,948,380	29,475	10,140,565
Utensils and divers articles of common wood		3,081,698		2,573,889		1,940,390		2,425,720		2,416,545

ITALY.

TOTAL Quantities and Values of the Principal Articles of Domestic Produce Exported, &c.—*Concluded.*

ARTICLES.	1906.		1907.		1908.		1909.		1910.	
	Quantity.	Value.	Quantity.	Value.	Quantity.	Value.	Quantity.	Value.	Quantity.	Value
		Lire.		Lire.		Lire.		Lire.		Lire.
Wood and straw—*Con.*										
Wood—Cabinet-makers'.....	....	165,839	.....	1,096,774	.....	1,648,512	.....	1,086,741	.....	1,904,173
Common.....	....	6,700,793	.....	6,734,980	.....	7,431,519	.....	5,434,972	.....	5,264,583
Wool, horsehair and other hair—										
Horsehair and other hair and mfrs. of.....	.....	6,320,010	.....	4,430,570	.....	4,017,140	.....	3,848,050	.....	3,568,096
Wool, raw, including waste and flockwool.....100 kilogs.	35,453	11,680,710	26,296	8,444,200	18,306	5,420,150	26,702	7,983,810	26,559	8,197,685
Yarn..... "	4,330	3,362,520	3,474	2,833,500	2,409	1,740,760	1,788	1,360,840	2,721	2,328,960
Manufactures.....	.....	13,383,750	.....	16,136,430	.....	12,069,780	.....	19,368,460	.....	20,472,614
Miscellaneous articles—										
Articles for collection and works of art.....	.....	9,289,219	.....	9,610,294	.....	8,751,797	.....	10,361,936	.....	12,586,779
Electric wires and cables, insulated.....	.....	2,254,130	.....	3,143,505	.....	2,134,800	.....	3,439,800	.....	3,806,680
Hats and caps.....	.....	24,755,250	.....	29,539,068	.....	24,517,296	.....	23,711,941	.....	41,752,461
Musical instruments.....	.....	1,947,323	.....	1,848,633	.....	2,149,078	.....	2,022,412	.....	2,522,077
Small wares.....	.....	3,575,451	.....	4,982,626	.....	5,316,365	.....	4,981,803	.....	5,989,490
Umbrellas and parasols.....	.....	758,000	.....	1,051,734	.....	459,023	.....	390,264	.....	672,523
Total value of principal and other articles exported (mdse).....	.....	1,905,949,811	.....	1,948,868,310	.....	1,729,263,357	.....	1,866,889,562	.....	2,079,977,376
Precious metals.....	.....	8,275,400	.....	5,810,900	.....	21,012,200	.....	54,067,700	.....	48,116,400
Total exports.....	.....	1,914,225,211	.....	1,954,679,210	.....	1,750,275,557	.....	1,920,957,262	.....	2,128,093,776

JAMAICA.

VALUE of the Total Imports and Exports from and to each Principal Country during the Years ended March 31, 1907 to 1909, and Years ended December 31, 1909 and 1910, inclusive, *(Including Coin and Bullion.)*

Imports.					Countries.	Exports.				
1906-7.	1907-8.	1908-9.	1909.	1910.		1906-7.	1907-8.	1908-9.	1909.	1910.
$	$	$	$	$	*British Empire.*	$	$	$	$	$
5,177,828	6,724,171	4,882,429	5,482,071	5,414,337	United Kingdom	2,091,197	2,481,624	2,381,294	2,709,881	2,579,484
.....	.....	.....	.....	.....	Australia	20,129	9,096	2,098	5,211	13,427
282	448	102	331	423	Bermuda	12,298	4,239	2,779	5,474	14,585
202	282	.....	.....	.....	British Guiana	56,438	39,606	149,932	4,779	4,837
19,175	30,616	36,091	5,621	30,149	British India	.....	.....	.....	827	122
137,609	142,622	150,365	75,692	120,265	British West Indies	114,318	121,696	157,889	178,309	373,931
297,681	789,125	845,875	849,657	1,011,707	Canada	723,912	613,906	482,963	601,670	1,060,017
2,691	2,151	4,532	2,647	4,490	Other British Possessions	1,202	33	111	117	848
6,535,471	7,689,415	5,919,394	6,416,019	6,581,281	Totals, British Empire	3,019,494	3,270,194	3,177,066	3,506,268	4,047,251
					Foreign Countries.					
1,225	1,362	993	1,280	346	Austria-Hungary	26,106	95,444	91,021	75,117	113,705
10,215	31,585	12,315	8,063	8,448	Belgium	31,853	33,103	28,067	44,072	56,652
17,831	16,838	28,657	30,626	54,749	Foreign States	202,810	206,507	225,161	251,154	201,314
19,053	22,654	15,992	23,642	16,892	Foreign West Indies	48,185	8,624	21,539	11,461	20,522
11,023	11,952	11,796	9,884	15,262	France	525,683	685,559	561,486	575,454	694,546
200,871	225,083	270,868	286,320	266,844	Germany	176,168	257,450	344,219	255,461	302,882
1,875	740	1,830	8,584	11,063	Holland	27,511	72,610	57,027	81,978	122,902
44	.....	.....	54	1,611	Italy	53,573	40,091	57,791	52,204	53,669
.....	.....	.....	.....	.....	Russia	34,175	62,177	72,031	49,643	85,512
1,465	428	311	3,942	3,694	Spain	.....	8,687	4,445	3,251	307
4,204,347	6,170,831	5,506,736	5,664,308	5,751,875	United States	5,543,503	6,819,090	6,387,110	7,870,343	6,767,454
2,395	10,642	10,071	14,097	14,051	Other Foreign Countries	5,372	4,651	11,867	14,688	31,959
4,470,344	6,492,115	5,859,569	6,050,800	6,144,775	Totals, Foreign Countries	6,674,939	8,293,993	7,861,764	9,284,826	8,451,424
6,535,471	7,689,415	5,919,394	6,416,019	6,581,281	Totals, British Empire	3,019,494	3,270,194	3,177,066	3,506,268	4,047,251
11,005,815	14,181,530	11,778,963	12,466,819	12,726,056	Grand totals	9,694,433	11,564,187	11,038,830	12,791,094	12,498,675

JAMAICA.

TOTAL Quantities and Values of the Principal Articles of Merchandise Imported during the Years ended March 31, 1907 to 1909, and Years ended December 31, 1909 and 1910, inclusive.

ARTICLES.	1906-7.		1907-8.		1908-9.		1909		1910.	
	Quantity.	Value.	Quantity.	Value.	Quantity.	Value.	Quantity.	Value.	Quantity.	Value.
		$		$		$		$		$
Ale and beer ... Galls.	174,582	148,686	279,460	238,009	230,242	196,087	254,606	204,078	254,543	190,977
Agricultural implements	...	43,713	...	37,050	...	42,432	...	60,785	...	70,984
Animals, living ... No.	4,065	41,298	3,820	38,763	2,818	42,237	...	20,790	...	12,580
Apparel and slops	...	386,243	...	534,384	...	330,913	...	363,662	...	355,280
Bags and sacks	...	75,857	...	74,587	...	50,662	...	56,458	...	81,809
Bicyles and parts of	...	6,662	...	16,133	...	16,853	...	14,639	...	19,014
Books	...	66,756	...	71,613	...	63,924	...	74,865	...	72,157
Breadstuffs :—										
Bread and biscuits ... Cwt.	32,624	148,175	44,155	200,561	41,677	189,308	43,246	151,051	40,758	165,296
Cornmeal ... Bbls.	21,176	82,660	59,845	218,435	46,609	181,463	34,570	131,597	52,265	190,768
Farinaceous substances	...	24,864	...	31,117	...	31,040	...	28,163	...	31,268
Indian corn ... Bush.	223,914	167,997	277,703	247,771	228,400	229,132	225,703	219,681	253,658	216,026
Oats ... "	59,388	40,943	59,280	45,080	71,626	56,643	71,232	60,663	72,685	70,722
Pease and beans ... "	15,867	27,993	21,943	44,053	19,176	43,551	15,185	74,304	17,851	52,122
Rice ... Lbs.	9,928,758	217,438	12,759,711	326,008	9,583,872	246,326	11,570,439	281,546	15,187,469	369,560
Wheatflour ... Bbls.	175,696	770,038	248,435	1,209,050	223,360	1,195,720	200,959	1,185,826	232,116	1,299,273
Brooms and brushes	...	8,823	...	12,497	...	10,648	...	11,461	...	9,324
Carriages	...	43,624	...	71,642	...	82,398	...	102,308	...	175,754
Cement ... Bbls.	77,471	57,388	74,693	149,947	95,133	150,740	99,756	143,361	75,936	100,960
Coal and coke ... Tons	69,911	363,788	72,238	364,741	54,254	232,753	48,923	247,548	50,368	214,600
Cordage, cables, ropes, &c	...	41,367	...	44,807	...	36,013	...	42,656	...	40,290
Cotton mfrs	...	1,660,419	...	2,000,988	...	1,697,665	...	1,759,869	...	1,465,241
Drugs and medicines of all kinds	...	126,295	...	172,435	...	127,117	...	149,756	...	146,360
Earthenware and chinaware	...	38,914	...	52,974	...	39,663	...	50,496	...	48,228
Electric apparatus	...	38,817	...	70,790	...	44,442	...	38,008	...	35,108
Fish :—										
Dried or salted ... Cwt.	85,119	568,349	82,269	560,528	90,711	561,802	118,536	605,719	116,746	695,996
Pickled ... Bbls.	52,156	322,115	49,166	279,658	53,691	279,726	52,200	284,271	50,611	271,360
Preserved	...	67,166	...	116,911	...	41,201	...	57,193	...	83,716
Other	...	6,775	...	11,729	...	10,955	...	5,129	...	3,216
Fruits	...	45,547	...	53,810	...	54,389	...	43,294	...	65,680
Furniture of wood	...	48,729	...	59,884	...	71,867	...	72,460	...	28,489

Glass			36,120		53,913		50,000		51,833		49,455
Haberdashery and millinery			243,129		452,746		245,659		301,455		345,581
Hardware and cutlery			207,489		327,361		268,951		296,485		283,074
Hats of all kinds			155,524		167,579		115,525		141,175		155,217
Hay			4,248		10,969		4,511		5,095		6,278
Iron and steel :—											
Bar, not fit for railway purposes			6,201		16,722		15,004		12,921		12,141
Bars of steel, all kinds			192		14,775		8,249		12,161		1,372
Galvanized iron for roofing			51,046		74,363		79,361		77,871		57,869
Nails, screws and rivets			37,930		51,567		35,804		40,082		47,508
Railroad materials			40,890		60,556		36,845		68,625		91,877
Tin plates			23,987		15,651		15,106		21,816		25,292
Tubes and pipes			18,780		21,073		21,914		40,121		38,860
Wire			35,750		54,686		42,888		56,429		67,247
Leather :—											
Unwrought			39,011		52,516		35,757		46,365		47,751
Wrought :—											
Boots and shoes			360,766		458,279		307,140		402,585		409,300
Saddlery and harness			43,805		54,545		47,873		52,141		51,372
Other kinds			21,007		24,104		18,742		22,523		23,447
Linen mfrs			33,415		36,106		26,781		30,280		28,883
Machinery			284,865		406,853		307,544		405,043		322,168
Manures			19,087		21,456		25,744		32,150		35,595
Milk, condensed			128,621		174,518		177,414		167,554		211,126
Musical instruments			23,778		28,022		35,157		39,760		52,638
Oils :—											
Cotton seed	Galls.	140,066	102,249	129,679	63,111	141,276	77,351	150,096	91,308	149,056	108,809
Petroleum	"	821,091	149,850	818,970	149,441	834,155	149,501	883,120	161,169	942,971	172,084
Other			37,206		48,472		45,461		47,795		68,313
Paints and colours			35,697		71,559		55,158		49,120		51,844
Paper			128,606		170,552		139,722		155,626		170,571
Perfumery			61,393		86,344		66,406		79,326		76,552
Pickles, vinegar, sauces, &c.			71,493		100,041		93,500		94,885		103,990
Printing presses, &c.			20,400		25,793		27,263		20,703		16,060
Provisions :—											
Butter	Lbs.	335,438	68,018	354,674	86,310	362,378	88,179	330,546	91,406	346,012	98,228
Butter substitutes	"	535,652	43,447	625,380	57,066	581,207	58,928	616,144	63,719	721,716	87,804
Cheese	"	219,319	35,580	243,991	44,530	209,424	38,220	211,896	38,427	228,590	44,890
Lard	"	166,619	13,514	190,794	15,476	205,833	16,692	200,732	20,352	206,064	25,067
Meats—Bacon and hams	"	216,066	31,555	228,689	37,944	244,026	44,530	241,906	45,201	250,262	60,867
Beef, wet or salted	Bbls.	7,226	91,430	7,708	111,611	6,169	102,078	6,151	98,798	4,505	94,822
Pork, " "	"	6,159	107,149	7,111	121,126	7,440	136,685	6,101	141,421	3,793	89,999
Salt			43,785		39,502		59,690		48,925		59,631
Soap	Lbs.	4,354,579	158,945	5,398,252	210,172	3,781,556	136,738	4,897,905	190,934	3,982,588	142,962
Spirits :—											
Whiskey	Galls.	31,285	53,339	43,372	73,964	31,525	53,698	29,811	50,525	34,346	58,712
Other			26,124		39,152		23,990		27,992		39,444
Silk mfrs			78,670		108,594		72,567		74,825		63,510
Stationery, other than paper			37,667		34,679		36,159		34,196		23,847
Tobacco	Lbs.	185,354	84,062	238,537	108,697	219,911	139,882	189,404	123,953	165,140	106,064

JAMAICA.

TOTAL Quantities and Values of the Principal Articles of Merchandise Imported during the Years ended March 31, 1907 to 1909 and Years ended December 31, 1909 and 1910, inclusive—*Concluded.*

ARTICLES.	1906-7.		1907-8.		1908-9.		1909		1910.	
	Quantity.	Value.	Quantity.	Value.	Quantity.	Value.	Quantity.	Value.	Quantity.	Value.
		$		$		$		$		$
Vegetables :—										
Potatoes ... Bbls.	6,021	14,285	8,516	23,311	8,426	25,628	7,387	23,667	9,818	26,673
Other	...	7,446	...	8,979	...	9,270	...	8,501	...	10,453
Wines	...	38,733	...	72,469	...	66,844	...	63,252	...	97,848
Wood :—										
Lumber ... Feet	10,141,073	310,625	15,987,089	516,835	13,849,509	474,227	11,879,017	408,464	11,202,534	381,682
Shingles ... No.	2,208,704	21,618	1,952,176	23,024	3,052,081	36,519	1,652,160	19,613	3,450,860	86,903
Shooks	...	125,399	...	187,454	...	159,174	...	165,661	...	194,798
Other	...	45,148	...	63,043	...	59,480	...	69,326	...	79,249
Woollen mfrs	...	226,222	...	314,693	...	163,437	...	200,735	...	126,276
All other articles	...	780,945	...	969,049	...	814,290	...	839,938	...	987,108
Total imports (mdse.)	...	10,556,680	...	13,917,308	...	11,750,849	...	12,421,870	...	12,702,209
Coin and bullion	...	449,135	...	264,222	...	28,114	...	44,949	...	23,847
Total, imports	...	11,005,815	...	14,181,530	...	11,778,963	...	12,466,819	...	12,726,056

JAMAICA.

TOTAL Quantities and Values of the Principal Articles of Merchandise Exported during the Years ended March 31, 1907 to 1909, and Years ended December 31, 1909 and 1910.

ARTICLES.		1906-7.		1907-8.		1908-9.		1909		1910.	
		Quantity.	Value.	Quantity.	Value.	Quantity.	Value.	Quantity.	Value.	Quantity.	Value.
			$		$		$		$		$
Animals, living	No.	3,764	69,783	2,663	46,637	1,965	31,443	1,574	25,741	644	26,790
Annatto	Lbs.	501,754	25,437	554,111	33,707	824,662	50,166	823,246	50,082	756,691	30,684
Beeswax	"	74,509	21,152	104,166	28,514	92,960	24,985	94,951	26,956	67,175	18,045
Cocoa	Cwt.	47,561	535,294	47,469	739,261	49,142	442,448	59,485	535,571	35,009	306,682
Coffee	"	54,861	435,557	94,206	689,874	70,403	565,341	73,695	618,675	87,347	814,738
Fruit:—											
Bananas	Bunches	16,009,662	4,286,214	13,942,567	5,055,127	14,612,881	5,084,810	16,712,210	6,831,973	14,095,191	5,546,322
Cocoanuts	No.	11,063,983	215,374	13,744,245	277,589	11,130,850	216,678	13,400,530	267,380	18,094,350	383,055
Grape fruit	Pkgs.	32,991	61,385	50,190	95,347	34,277	65,048	43,580	78,572	65,768	113,393
Oranges	No.	55,184,145	345,295	64,768,670	375,244	35,909,600	187,240	33,136,600	155,504	47,274,400	257,455
Ginger, unground	Lbs.	2,017,008	192,822	1,718,864	224,077	19,809	212,095	21,025	181,907	23,672	220,153
Hats		.....	61,412	.....	30,095	.....	4,370	.....	17,048	.....	23,939
Hides	Lbs.	404,349	49,196	456,445	50,905	416,556	42,233	506,191	63,252	381,342	56,058
Honey	Galls.	129,863	47,401	199,962	85,152	156,251	69,705	185,100	93,836	158,366	96,336
Lime juice	"	86,344	18,385	96,817	23,559	103,711	23,132	99,320	19,131	123,570	22,547
Logwood, extract of		.....	413,272	.....	520,067	.....	557,039	.....	551,169	.....	796,187
Old metal	Lbs.	594,774	22,552	2,664,412	36,869	805,235	13,354	337,893	11,276	1,086,423	15,169
Pimento	Cwt.	85,294	383,961	73,930	341,804	219,420	698,965	95,374	332,641	110,489	358,474
Rum	Galls.	1,463,070	652,688	1,312,169	851,452	1,245,355	909,108	1,652,832	1,139,535	1,346,593	655,340
Skins, goat	Lbs.	103,373	50,310	112,368	46,141	118,110	44,306	131,507	64,000	143,954	64,216
Sugar, raw	Cwt.	278,927	576,914	212,468	534,238	123,275	374,962	198,296	579,619	399,211	1,270,930
Tobacco—Cigars	Lbs.	45,984	120,771	61,342	162,824	62,613	145,912	82,200	178,533	65,805	160,113
Other		.....	10,575	.....	18,435	.....	30,519	.....	35,673	.....	26,143
Tortoise shell	Lbs.	4,513	23,800	5,213	19,014	5,387	23,385	5,688	26,698	5,804	19,148
Vegetables		.....	30,013	.....	14,887	.....	15,997	.....	13,923	.....	12,215
Wood—Bitter	Tons	2,642	19,608	2,703	19,729	867	6,755	1,888	13,778	3,034	22,153
Fustic	"	4,031	49,081	3,883	40,150	2,352	25,754	2,409	24,011	4,239	54,160
Logwood	"	29,970	357,344	30,295	353,855	21,582	225,818	25,443	253,840	30,099	322,260
All other articles		.....	225,897	.....	224,769	.....	228,835	.....	218,606	.....	230,978
Totals (mdse)		.....	9,301,493	.....	10,939,322	.....	10,320,403	.....	12,408,960	.....	11,923,683
Coin and bullion		.....	392,940	.....	624,865	.....	718,427	.....	382,134	.....	574,992
Total exports		.....	9,694,433	.....	11,564,187	.....	11,038,830	.....	12,791,094	.....	12,498,675

JAPAN.

VALUE of the Total Imports and Exports of Merchandise from and to each Principal Country during the Years ended December 31, 1906 to 1910 inclusive.

NOTE: Gold Yen 49·8 cents.

Imports.					Countries.	Exports.				
1906.	1907.	1908.	1909.	1910.		1906.	1907.	1908.	1909.	1910.
Gold Yen.	Gold Yen.	Gold Yen.	Gold Yen.	Gold Yen.		Gold Yen.	Gold Yen.	Gold Yen.	Gold Yen.	Gold Yen.
101,311,000	116,245,070	107,794,569	86,227,750	94,700,911	United Kingdom	22,553,000	22,443,305	25,521,404	27,092,677	25,781,364
4,128,000	7,818,753	2,993,705	3,365,780	7,601,681	Australasia	4,226,000	4,793,903	5,285,322	5,811,892	6,552,457
2,765,000	2,551,852	2,053,342	2,874,213	2,782,032	Austria-Hungary	1,226,000	1,148,716	1,125,814	1,081,956	1,159,587
10,551,000	13,398,299	7,390,449	6,529,554	9,409,075	Belgium	1,308,000	2,054,397	2,385,953	1,923,968	3,464,839
60,315,000	74,593,284	49,328,437	65,157,095	106,361,497	British India	10,352,000	13,088,089	13,631,541	14,425,973	18,712,918
1,002,000	1,217,140	1,119,671	1,083,264	850,126	British North America	3,953,000	3,863,657	3,130,681	3,855,470	4,261,792
2,468,000	3,062,258	2,702,114	2,972,195	4,615,981	British Straits Settlements	4,034,000	5,767,563	5,344,126	5,661,589	6,549,661
57,397,000	67,992,044	63,783,961	65,050,926	68,569,541	China	117,780,000	106,019,926	77,745,792	89,284,821	90,037,351
8,206,000	16,371,512	13,718,419	14,139,067	8,591,835	Corea	25,210,000	32,792,476	30,273,171	26,997,842	17,450,330
23,520,000	22,039,470	23,965,360	18,631,783	18,879,501	Dutch India	1,394,000	2,261,312	2,123,577	3,071,539	3,133,598
1,670,000	3,457,204	5,073,380	5,463,591	4,192,196	Egypt	379,000	386,300	616,329	840,633	806,828
4,997,000	7,024,957	5,246,442	5,558,694	5,404,849	France	40,289,000	42,532,655	33,745,755	41,520,475	44,925,229
42,500,000	47,667,742	46,278,616	10,217,536	43,946,478	Germany	8,396,000	11,255,619	7,975,815	7,955,060	11,167,773
14,000	19,320	12,938	14,209	11,526	Hawaii	2,758,000	3,468,677	3,179,693	3,572,239	3,964,066
1,233,000	1,204,396	1,019,837	840,006	919,207	Holland	226,000	266,805	431,032	664,750	725,952
685,000	820,610	1,115,530	628,404	674,651	Hong-Kong	27,061,000	21,384,762	18,538,739	21,675,636	23,459,911
636,000	942,874	663,485	518,856	591,502	Italy	11,808,000	13,770,735	11,387,429	11,999,518	16,834,878
268,000	817,790	500,950	495,020	371,350	Norway	4,000	4,214	5,790	5,038	5,107
1,143,000	2,159,178	1,623,147	1,003,700	788,206	Philippine Islands	1,375,000	1,795,726	2,358,713	3,162,846	4,110,505
1,448,000	1,830,536	997,505	382,261	970,625	Russia	10,572,000	5,509,283	5,743,175	5,245,010	4,314,759
3,191,000	2,738,695	2,687,796	2,595,295	2,635,575	Siam	235,000	338,390	2,308,895	480,551	533,098
1,056,000	1,323,453	1,372,433	2,023,827	3,059,596	Sweden	2,000	7,549	5,794	93,575	256,115
4,480,000	3,116,866	2,688,818	2,179,222	1,694,199	Switzerland	23,000	64,225	46,365	1,622,341	1,943,040
69,949,000	80,697,362	77,636,556	54,043,172	54,699,166	United States	125,964,000	131,101,015	121,996,586	131,547,139	113,702,249
13,851,000	15,326,681	14,490,002	12,203,423	21,912,502	Other Countries	2,627,000	3,293,574	3,338,182	3,516,973	24,275,586
418,784,000	494,467,346	436,257,462	394,198,843	464,233,808	Total mdse	423,755,000	432,412,873	378,245,673	413,112,541	458,428,996
47,211,000	8,256,503	17,544,486	79,587,502	17,671,797	Coin and bullion	25,784,000	18,759,285	3,772,502	6,584,327	25,175,091
465,995,000	502,723,849	453,801,948	473,786,345	481,905,605	Grand totals	449,539,000	451,172,158	382,018,175	419,696,838	483,604,087

JAPAN.

TOTAL QUANTITIES AND VALUES of the Principal Articles Imported for Consumption (Merchandise only) during the Years ended December 31, 1906, to 1910, inclusive.

NOTE:—Gold Yen = 49.8 cents. Kin = 1·3228 lbs. Picul = 133·3 lbs. Yard and Ton, same as Canadian.

ARTICLES.	1906.		1907.		1908.		1909.		1910.	
	Quantity.	Value.	Quantity.	Value.	Quantity.	Value.	Quantity.	Value.	Quantity.	Value.
		Gold Yen.		Gold Yen.		Gold Yen.		Gold Yen.		Gold Yen.
Alcohol and alcoholic liquors	.....	1,612,343	.....	1,023,471	.....	902,910	.....	689,918	.....	885,980
Beverages and comestibles :—										
Eggs, fresh ... Kin	6,350,801	1,176,932	5,365,488	958,521	7,548,264	1,291,970	9,116,999	1,601,193	8,651,615	1,541,991
Fish, salmon and trout, salted ... "	32,381,905	1,893,052	7,259,366	540,510	5,548,187	384,642	6,999,023	324,882	6,942,517	431,594
Flour of wheat ... Piculs	1,591,526	8,190,982	1,232,803	6,212,238	518,229	2,829,178	253,082	1,431,137	298,906	1,739,238
Milk, condensed ... Doz.	622,441	1,508,774	834,761	2,062,211	909,160	2,389,296	884,216	2,342,082	899,382	2,424,240
Clothing and accessories	.....	2,491,741	.....	2,486,566	.....	2,248,550	.....	1,738,073	.....	1,817,594
Drugs, chemicals and medicines—										
Ammonia, sulphate of, crude ... Kin	66,296,366	5,296,689	104,415,833	8,227,472	110,627,601	8,796,790	77,003,342	5,923,509	115,606,276	9,065,787
Soda, caustic ... "	14,521,649	976,375	17,082,191	1,171,180	15,766,780	1,121,150	17,954,574	1,309,131	19,254,582	1,376,658
" nitrate of, crude ... "	8,241,564	531,469	9,898,559	637,213	9,890,877	609,419	10,781,619	698,423	23,467,483	1,434,370
Dyes, pigments and paints :—										
Aniline dyes ... "	5,587,322	2,496,582	5,423,843	2,471,856	4,615,771	2,030,784	7,734,057	3,202,767	6,576,076	2,885,136
Indigo, dry ... "	2,039,356	4,446,872	2,665,546	5,876,705	2,469,157	5,420,604	2,215,024	4,646,303	1,601,552	3,392,400
Paints ... "	2,830,878	415,611	2,620,258	412,503	2,229,206	338,001	2,203,449	351,465	2,445,434	414,894
Earthenware, porcelain and glass	.....	3,749,527	.....	3,028,075	.....	2,411,212	.....	3,221,412	.....	3,173,941
Grains and seeds :—										
Barley ... Piculs	10,137	46,159	14,881	47,913	37,714	104,508	29,262	83,224	4,783	12,237
Beans, pease and pulse ... "	2,868,470	9,718,290	2,903,533	10,404,902	3,527,757	11,574,185	4,294,267	12,643,785	3,188,786	10,830,299
Rice ... "	6,101,086	26,172,079	6,770,264	30,931,058	4,853,542	22,688,539	3,313,107	13,585,817	2,296,568	8,644,439
Wheat ... "	355,293	1,371,748	904,019	3,669,277	593,786	2,509,745	350,336	1,375,782	818,203	3,338,243
Metals :—										
Iron and steel—										
Bars and rods ... Kin	151,653,511	7,038,855	191,337,494	9,805,878	174,814,491	7,533,892	117,549,413	4,521,432	151,263,585	6,533,611
Galvanized sheets ... "	35,986,693	3,406,116	56,371,947	5,692,014	46,769,661	4,619,473	55,591,085	5,334,073	70,199,461	6,253,514
Galvanized wire ... "	16,483,291	1,137,987	18,679,113	1,426,921	27,341,054	1,738,100	21,431,721	1,333,719	36,058,328	2,280,930
Pigs, ingots, slabs and blooms ... "	171,119,919	3,973,570	166,728,179	4,167,941	164,206,173	3,839,075	199,457,310	3,911,685	181,024,337	3,752,067

JAPAN.

TOTAL Quantities and Values of the Principal Articles Imported for Consumption (Merchandise only), &c.—*Concluded.*

ARTICLES.	1906.		1907.		1908.		1909.		1910.	
	Quantity.	Value.	Quantity.	Value.	Quantity.	Value	Quantity.	Value.	Quantity.	Value.
		Gold Yen.		Gold Yen.		Gold Yen.		Gold Yen.		Gold Yen.
Metals—*Con.*										
Iron and steel—*Con.*										
Pipes and tubes..... Kin	29,518,758	2,150,312	39,117,080	3,457,699	37,211,480	3,266,478	40,446,625	2,793,394	44,768,751	3,240,804
Plates and sheets.... "	121,225,788	5,430,632	157,241,546	7,544,558	104,495,072	4,853,873	44,688,005	2,120,859	90,917,203	4,258,103
Tinned plates and sheets "	5,917,912	542,091	12,688,695	1,290,987	27,427,780	2,513,747	37,848,070	3,278,003	35,931,702	3,291,814
Other metals—										
Aluminium..... "	770,184	788,963	1,849,776	1,803,217	763,793	421,913	590,392	257,895	791,194	312,888
Copper-pigs, ingots and slabs..... "	483,660	109,702	238,738	60,460	329,476	78,270	162,081	38,355	145,529	34,832
Lead-pigs, ingots and slabs ..... "	14,839,091	1,455,807	7,362,528	853,098	11,276,799	977,127	13,327,261	1,075,935	19,516,896	1,531,398
Nickel ..... "	716,631	666,466	431,973	444,476	887,722	844,615	595,293	598,582	967,972	902,242
Zinc or spelter—										
Blocks, ingots and slabs "	3,663,301	619,877	2,477,510	425,640	3,682,469	528,653	2,787,100	391,480	5,297,957	768,523
Plates and sheets ... "	6,954,296	1,386,948	7,825,660	1,577,172	7,222,285	1,208,661	6,876,119	1,108,366	7,525,503	1,277,256
Metal manufactures—										
Insulated electric wire.. "	.....	1,164,806	6,554,037	2,462,712	5,419,235	1,867,129	6,518,586	1,875,634	12,682,650	3,232,304
Iron nails. .... "	41,512,963	2,620,914	49,842,628	3,548,357	49,823,643	3,122,213	17,351,783	2,686,703	49,629,156	2,780,446
Materials for buildings, bridges, &c.. . .. .. "	9,582,103	904,123	24,594,463	2,178,887	47,805,247	3,868,167	11,037,621	941,284	10,184,914	751,039
Oils, fats and waxes—										
Oil, kerosene or petroleum Galls.	59,428,008	12,326,893	70,165,626	14,324,800	72,207,833	15,105,200	57,426,916	11,657,299	68,968,131	14,303,290
Paraffine wax ..... Kin	10,501,778	1,635,736	9,731,077	1,494,321	12,858,454	2,064,927	11,804,829	1,410,737	13,479,509	1,727,081
Ores and minerals—										
Coal and coke..... .. Tons	34,525	523,343	35,289	682,673	62,404	1,238,536	131,652	1,376,122	192,820	1,824,647
Iron ore..... ... Piculs	2,006,943	880,272	2,044,236	909,557	3,174,168	1,531,351	3,130,262	1,164,926	3,130,697	1,164,825
Phosphorite. .... "	1,938,544	3,889,834	2,138,003	3,900,251	2,002,212	3,350,958	1,184,120	2,220,161	2,803,845	4,787,483
Paper and manufactures—										
Books.....	.....	1,178,975	.....	587,248	.....	516,902	.....	541,375	.....	548,949
Printing paper..... ..... Kin	24,881,392	2,271,553	36,057,299	3,407,111	26,453,233	2,549,675	32,289,924	2,969,982	35,803,711	3,446,815
Paper, other	.....	4,954,518	.....	4,508,089	.....	3,312,953	.....	5,202,757	.....	4,852,334
Skins, hair, bone, horn, tusk, shell, &c.—										
Furs..... ..... No.	97,712	55,236	93,873	74,981	84,716	48,479	190,887	80,461	316,396	111,005
Hides and skins..... Kin	5,189,392	1,599,956	7,917,462	2,565,159	5,375,869	1,659,211	7,090,311	2,018,941	5,967,753	1,585,140

Leather, sole ..... Kin	1,487,176	1,198,109	2,564,583	2,186,624	1,669,738	1,266,099	1,716,945	1,250,919	1,440,459	1,064,650
" all other ..... "	1,379,349	1,824,802	1,276,677	1,746,996	1,252,281	1,609,168	1,078,001	1,566,376	1,250,918	1,823,600
Sugar ..... Piculs	3,786,127	23,725,974	3,296,385	19,864,956	3,323,541	19,604,038	2,241,507	13,367,287	2,003,416	13,139,578
Textile fabrics and mfrs. of										
Cotton tissues	.....	18,845,712	.....	17,499,149	.....	17,899,510	.....	13,928,331	.....	13,491,236
Linen and hemp tissues	.....	412,126	.....	1,269,803	.....	848,789	.....	1,016,742	.....	977,279
Silk tissues	.....	483,574	.....	484,409	.....	529,617	.....	510,847	.....	425,322
Woollen tissues	.....	20,025,797	.....	12,304,887	.....	8,564,077	.....	9,080,018	.....	12,463,120
Other textile fabrics	.....	4,168,215	.....	6,047,981	.....	4,022,880	.....	3,201,275	.....	3,114,873
Vessels, scientific instruments and machinery—										
Machinery	.....	18,287,693	.....	27,699,012	.....	34,271,634	.....	20,301,988	.....	15,739,247
Scientific instruments	.....	5,492,629	.....	4,151,913	.....	3,424,825	.....	2,630,511	.....	2,880,837
Vehicles and vessels	.....	7,040,324	.....	9,099,415	.....	9,231,824	.....	5,307,101	.....	4,999,044
Yarns, thread, twine, cordage and materials of—										
Cotton, raw, ginned ..... Piculs	2,956,974	81,293,860	4,012,143	114,034,725	3,114,690	88,713,480	3,770,901	106,783,734	4,784,348	157,823,603
Cotton, threads ..... Kin	354,783	815,579	346,427	361,950	356,964	423,912	323,588	379,091	3,332,248	417,369
" yarns ..... "	5,652,999	1,656,342	1,785,536	2,020,304	1,365,332	1,395,760	961,478	868,739	304,876	314,187
Hemp, jute and manilla hemp ..... "	19,827,619	2,936,001	21,344,995	3,293,996	16,129,475	2,218,339	15,141,333	1,930,011	19,633,980	2,466,571
Woollen yarns ..... "	1,521,776	2,439,588	2,933,200	5,053,229	3,072,659	4,822,810	3,182,518	5,041,110	3,258,931	5,951,137
Wool, raw ..... "	9 845,959	9,174,328	17,038,929	14,353,457	6,914,454	6,850,177	9,966,249	9,029,008	13,164,554	13,520,312
Miscellaneous—										
Cement ..... "	713,635	9,905	75,677,508	1,337,253	27,513,679	427,070	1,333,559	21,493	47,211	742
Explosives	.....	607,320	.....	815,886	.....	546,694	.....	789,744	.....	808,222
Manures and fertilizers	.....	18,908,776	.....	25,823,812	.....	28,357,137	.....	26,089,060	.....	21,523,179
Soap	.....	558,288	.....	769,255	.....	632,993	.....	887,841	.....	883,956
Wood	.....	1,325,859	.....	2,306,398	.....	1,384,477	.....	1,040,611	.....	1,529,234
Total value of principal and other articles imported	.....	418,784,108	.....	491,467,346	.....	436,257,462	.....	394,198,843	.....	464,233,808

JAPAN.

TOTAL Quantities and Values of the Principal Articles of Domestic Produce Exported (Merchandise only) during the Years ended December 31, 1906 to 1910, inclusive.

NOTE:—Gold Yen = 49·8 cents. Kin = 1·3228 lbs. Picul = 133·3 lbs. Sho = 1.5881 quarts. Ton same as Canadian.

ARTICLES.	1906.		1907.		1908.		1909.		1910.	
	Quantity.	Value.	Quantity.	Value.	Quantity.	Value.	Quantity.	Value.	Quantity.	Value.
		Gold Yen.		Gold Yen.		Gold Yen.		Gold Yen.		Gold Yen.
Alcoholic liquors:										
Beer	.....	1,563,658	.....	1,329,866	.....	1,207,727	.....	972,182	.....	978,959
Sake ..... Sho	6,470,033	3,122,897	6,705,048	3,388,586	6,391,598	3,329,262	6,155,837	3,434,970	5,123,270	2,763,296
Beverages and comestibles:										
Tea ..... Kin	39,021,278	10,767,090	30,684,472	12,618,244	26,662,971	11,153,379	30,741,570	13,156,539	32,946,417	14,512,334
Marine productions:										
Bêche de mer, dried ... "	1,071,887	593,235	973,230	540,422	831,170	438,864	883,031	447,846	888,948	448,316
Fish, dried ..... "	17,596,513	2,759,861	18,557,806	2,913,112	11,930,201	2,051,087	18,227,049	2,776,788	16,242,857	2,480,483
Seaweed ..... "	55,221,444	1,834,484	53,273,769	1,709,338	46,456,206	1,356,933	38,464,533	1,093,627	59,198,562	1,696,891
Shell-fish, dried ..... "	3,722,734	1,449,306	3,890,109	1,444,347	2,106,757	840,960	3,140,700	1,402,393	3,860,687	1,572,276
Other beverages & comestibles:—										
Comestibles in tins and bottles	.....	1,116,229	.....	1,062,897	.....	938,415	.....	1,337,097	.....	1,850,069
Fruits and nuts	.....	1,251,546	.....	1,510,958	.....	1,149,265	.....	1,374,388	.....	1,343,207
Soy ..... Sho	4,141,789	952,340	4,403,581	1,082,851	4,155,091	1,054,433	4,271,560	1,088,010	3,721,482	1,007,222
Vegetables	.....	2,820,913	.....	2,577,193	.....	2,450,120	.....	2,887,538	.....	3,070,158
Clothing and accessories	.....	9,943,195	.....	11,481,227	.....	8,988,918	.....	10,079,036	.....	14,042,989
Drugs, medicines, dyes and paints.										
Camphor ..... Kin	2,656,581	3,632,785	3,057,657	5,026,858	1,807,565	2,063,410	4,050,782	3,469,398	3,275,102	2,964,369
Sulphur ..... "	62,800,730	1,291,911	52,309,424	1,091,389	50,885,719	1,037,496	69,018,066	1,313,414	75,401,959	1,396,412
Other drugs, &c.	.....	3,826,029	.....	3,589,493	.....	3,022,470	.....	3,918,170	.....	4,385,086
Earthenware, porcelain and glass..	.....	11,111,334	.....	9,331,908	.....	6,657,143	.....	7,151,893	.....	7,555,043
Grain and seeds:										
Rice ..... Piculs	561,158	3,687,083	502,788	3,664,344	540,087	3,910,243	1,005,983	5,867,290	1,022,025	5,900,477
Machinery	.....	3,923,658	.....	8,585,218	.....	6,864,014	.....	3,515,065	.....	3,511,648
Metals:										
Copper, ingots and slabs.. Kin	56,670,864	25,104,955	53,450,776	29,262,693	60,078,734	21,255,013	60,121,441	21,071,383	59,383,384	20,805,718
Metal manufactures	.....	3,918,443	.....	3,885,869	.....	3,508,727	.....	3,174,215	.....	3,358,046
Oils and waxes	.....	2,627,276	.....	4,967,809	.....	5,811,029	.....	4,704,387	.....	5,110,358
Ores and minerals:—										
Coal and coke ..... Tons	2,407,379	15,359,735	2,924,959	19,093,225	2,867,958	18,317,240	2,845,834	17,323,491	2,795,133	16,325,413
Zinc ore ..... Piculs	256,120	477,896	328,647	598,918	248,530	490,271	305,862	642,756	372,143	770,012

Paper and mfrs. of		6,166,566		5,294,397		4,783,671		4,961,273		5,025,218
Skins, hair, horns, tusks, &c.		2,211,816		2,231,346		1,818,669		2,117,026		2,811,093
Sugar		11,317,288		2,829,047		3,776,876		5,279,913		6,259,807
Textiles:										
Cotton tissues		15,619,198		16,344,097		14,611,374		17,672,986		20,462,535
Silk "		35,679,427		31,639,787		30,370,913		28,923,554		32,796,679
Tissues, mfrs. of		11,487,994		13,920,326		9,414,260		9,850,689		12,036,431
Tobacco:—										
Cigarettes M	1,054,293	1,773,419	1,271,888	2,055,225	985,247	1,640,354	947,783	1,475,858	503,848	847,059
Other		204,397		336,252		271,818		286,544		409,600
Yarns, threads, twines, cordage:—										
Cotton yarns Kin	80,204,406	35,303,526	67,944,393	30,342,914	50,373,065	20,723,904	77,663,396	31,656,780	101,167,767	45,346,964
Silk waste "	5,627,450	5,815,149	5,656,123	6,243,305	7,891,257	7,872,465	6,733,023	6,928,607	7,506,054	8,417,344
" raw "	10,394,693	110,499,375	9,354,361	116,888,627	11,521,795	108,609,052	13,469,406	124,243,239	14,840,175	130,832,940
Miscellaneous:—										
Bamboo manufactures		1,072,224		1,084,475		867,273		882,030		1,156,720
Braids		4,716,538		5,061,830		3,948,217		6,374,166		9,095,512
Brushes		1,193,718		1,217,134		1,125,499		1,204,666		1,732,309
Fans No.	32,818,834	1,221,082	33,897,460	1,248,453	19,259,919	833,442	20,099,874	837,591	23,282,533	922,547
Matches Gross	38,618,512	10,915,905	33,572,100	9,446,532	33,873,964	9,468,602	41,467,083	11,625,185	38,188,795	10,389,666
Mats and matting		5,829,643		5,743,279		5,765,053		4,602,024		3,937,276
Soap		821,653		652,525		596,980		677,482		570,751
Timber, lumber, &c		9,329,359		13,334,811		8,822,497		6,154,894		7,030,097
Umbrellas and parasols No.	2,653,217	1,792,412	2,588,814	1,613,252	2,613,132	1,517,649	3,005,284	1,662,217	4,196,528	1,968,520
Total value of principal and other articles exported		423,754,892		432,412,873		378,245,673		413,112,511		458,428,996

LEEWARD ISLANDS.

VALUE of the Total Imports and Exports from and to each Principal Country during the Years ended December 31, 1906 to 1910, inclusive. *(Including Coin and Bullion.)*

Imports.					Countries.	Exports.				
1906.	1907.	1908.	1909.	1910.		1906.	1907.	1908.	1909.	1910.
$	$	$	$	$	*British Empire.*	$	$	$	$	$
869,123	1,124,288	1,098,762	892,673	Return not received.	....United Kingdom.....	689,188	1,045,637	774,584	716,947	Return not received.
87,108	115,510	145,289	89,298		....Barbados.....	20,565	19,428	26,893	42,150	
14,166	22,941	25,404	27,861		...British Guiana.....	8,151	419	423	14,843	
170,780	175,896	180,135	179,994		...British North America.....	796,210	1,104,587	1,199,682	862,003	
1,864	2,025	2,433	3,076		...Jamaica.....	39	107	68	165	
7,338	16,114	16,892	20,051		....Trinidad.....	27,140	13,373	25,623	47,625	
3,962	10,079	23,501	7,724		...Windward Islands.....	4,901	7,109	2,146	1,100	
46,820	23,846	92,894	69,155		...Other British Possessions...	11,426	6,770	17,939	15,599	
1,201,161	1,490,699	1,585,310	1,289,832		...Totals, British Empire.....	1,557,620	2,197,430	2,047,358	1,700,432	
					Foreign Countries.					
2,492	13,627	2,448	1,961		....Belgian Ports.....	.....	.....	.....	.....	
22,989	34,193	35,882	32,626		....Danish "	30,702	28,616	37,157	36,300	
21,407	9,947	32,689	21,993		...Dutch "	21,442	31,930	34,961	28,630	
15,076	19,126	17,019	15,904		..French "	25,704	34,826	43,785	39,721	
2,716	4,176	6,181	4,253		....Germany.....	.....	98	316	.....	
715,497	865,449	979,903	925,187		...United States.....	209,961	222,106	351,592	242,810	
616	920	1,418	570		...Other Foreign Countries.....	49	83	3,171	.....	
780,793	947,438	1,075,540	1,002,494		...Totals, Foreign Countries..	287,858	317,959	470,982	347,461	
1,201,161	1,490,699	1,585,310	1,289,832		...Totals, British Empire.....	1,557,620	2,197,430	2,047,358	1,700,432	
1,981,954	2,438,137	2,660,850	2,292,326		.....Grand totals.....	1,845,478	2,515,389	2,518,340	2,047,893	

LEEWARD ISLANDS.

TOTAL Quantities and Values of the Principal Articles of Merchandise Imported during the Years ended December 31, 1906 to 1910, inclusive.

ARTICLES.	1906.		1907.		1908.		1909.		1910.	
	Quantity.	Value.	Quantity	Value.	Quantity.	Value.	Quantity.	Value.	Quantity.	Value.
		$		$		$		$		$
Animals, living ... No.	63	7,091	117	16,011	132	21,671	99	13,281	Return not received.	Return not received.
Bacon and hams ... Lbs.	39,378	7,197	48,425	9,285	52,579	9,281	47,969	9,661		
Beef ... "	204,225	12,419	230,986	16,790	171,707	14,936	149,619	11,903		
Books and printed matter	...	7,329	...	7,110	...	11,957	...	10,731		
Boots and shoes	...	44,253	...	61,359	...	53,942	...	45,586		
Bread and biscuits ... Bbls.	15,794	44,418	17,823	58,984	20,610	59,164	16,703	55,762		
Butter ... Lbs.	76,703	19,982	83,929	22,104	70,090	21,228	84,198	22,411		
Carriages and carts	...	3,470	...	4,488	...	4,531	...	5,996		
Cement ... Bbls.	1,563	4,896	2,688	9,198	2,322	7,180	3,212	9,917		
Cheese ... Lbs.	44,759	7,781	45,953	7,878	46,064	7,845	43,098	7,300		
Coal ... Tons	661	5,966	1,646	14,620	1,209	9,894	614	5,641		
Coffee ... Lbs.	30,997	3,003	35,092	3,163	28,707	2,453	31,702	3,636		
Cordage, rope and twine	...	11,952	...	13,602	...	13,583	...	13,122		
Cornmeal ... Bbls.	19,635	66,152	19,746	74,879	20,038	89,517	20,611	77,730		
Corn and wheat ... Bush.	32,279	27,083	34,250	32,300	33,540	37,079	28,802	30,232		
Cottons, woollens, linens, &c.	...	270,382	...	336,618	...	357,720	...	290,340		
Drugs, chemicals, &c.	...	27,355	...	26,382	...	31,113	...	27,881		
Earthenware and glassware	...	15,111	...	19,311	...	22,849	...	17,997		
Fancy goods	...	20,162	...	22,946	...	24,304	...	25,856		
Fish	...	114,556	...	113,325	...	122,937	...	116,498		
Flour of wheat ... Bbls.	45,693	227,521	47,751	258,244	58,068	302,750	50,601	312,411		
Fruits and vegetables	...	5,393	...	6,779	...	6,825	...	6,881		
Furniture	...	7,669	...	13,198	...	11,626	...	13,348		
Government imports of manufactured articles	...	5,966	...	10,405	...	9,738	...	9,738		
Haberdashery and millinery	...	135,970	...	185,760	...	194,511	...	134,655		
Hardware	...	75,117	...	115,758	...	126,028	...	107,950		
Jewellery	...	5,640	...	7,543	...	9,095	...	4,433		
Lard ... Lbs.	156,127	12,171	161,488	15,773	200,135	17,301	210,557	19,442		
Leather and saddlery	...	14,761	...	18,970	...	14,300	...	14,214		
Lumber, pine ... Ft.	1,648,444	57,387	2,227,475	92,369	2,562,332	101,149	2,077,831	76,834		
Machinery	...	73,579	...	58,960	...	77,623	...	45,303		
Malt liquor ... Galls.	11,398	7,446	11,954	7,966	17,740	11,816	12,732	8,204		

LEEWARD ISLANDS.

TOTAL Quantities and Values of the Principal Articles of Merchandise Imported, &c.—*Concluded.*

ARTICLES.		1906.		1907.		1908.		1909.		1910.	
		Quantity.	Value.	Quantity.	Value.	Quantity.	Value.	Quantity.	Value.	Quantity.	Value.
			$		$		$		$		$
Manures		.....	60,327	.....	60,697	.....	59,052	.....	56,214	Return not received.	Return not received.
Matches	Gross	9,992	5,061	10,458	5,139	8,929	4,550	12,983	5,996		
Musical instruments		.....	3,407	.....	3,830	.....	4,112	.....	4,433		
Oats	Bush	2,312	2,151	2,789	2,871	3,226	3,397	2,957	2,842		
Oils—Castor and fish		.....	33,784	.....	20,182	.....	88,904	.....	66,712		
Kerosene		.....	23,223	.....	28,844	.....	28,684	.....	30,387		
Olive	Galls.	13,791	8,444	12,128	14,400	12,337	9,738	15,668	12,160		
Oilmeal	Lbs.	1,412,989	26,177	1,322,870	25,997	1,485,375	30,465	1,362,522	27,636		
Oleomargarine	"	205,840	19,821	213,169	20,313	175,040	17,890	207,892	20,531		
Packages		.....	54,638	.....	65,831	.....	70,878	.....	39,751		
Paints		.....	6,944	.....	8,863	.....	6,613	.....	7,280		
Paris green and insecticides		.....	.....	.....	12,561	.....	277	.....	676		
Peas, beans, barley, &c	Bush.	2,656	4,823	2,420	4,939	2,215	4,531	5,007	4,217		
Perfumery		.....	4,881	.....	6,818	.....	5,509	.....	5,537		
Pork	Lbs.	625,605	54,399	634,537	58,848	700,074	61,568	604,419	65,115		
Potatoes	Bbls.	947	2,351	1,015	2,555	1,237	3,280	829	1,791		
Rails and tramways		.....	14,561	.....	28,806	.....	9,149	.....	102		
Rice	Lbs.	1,585,041	41,546	1,799,470	49,416	1,729,869	49,699	1,860,442	47,036		
Shingles	No.	3,674,825	14,210	3,916,366	15,139	3,981,400	15,573	3,656,100	12,123		
Shooks	Bundles	3,180	9,835	4,277	14,089	3,816	9,986	3,521	10,161		
Soap	Lbs.	520,985	22,031	518,995	23,471	550,976	25,258	551,187	25,320		
Spirits		.....	42,004	.....	36,709	.....	59,320	.....	53,869		
Stationery and paper		.....	17,213	.....	21,924	.....	21,530	.....	22,129		
Sugar	Lbs.	414,870	21,637	683,198	33,989	789,663	38,334	.....	36,373		
Tallow and grease	"	.....	12,419	14,171	14,415	18,845	14,590	11,595	21,948		
Tea	"	15,634	4,370	15,933	4,838	15,153	4,750	16,207	4,867		
Tobacco	"	118,541	18,717	120,046	22,916	120,246	25,024	139,602	24,756		
Wines	Galls.	8,293	11,879	8,488	14,025	8,916	11,884	8,279	12,891		
All other articles		.....	86,083	.....	88,532	.....	142,305	.....	97,268		
Total imports (mdse.)		.....	1,976,114	.....	2,373,035	.....	2,633,096	.....	2,274,645		
Coin and bullion		.....	5,840	.....	65,102	.....	27,754	.....	17,681		
Total imports		.....	1,981,954	.....	2,438,137		2,660,850	.....	2,292,326		

LEEWARD ISLANDS.

TOTAL Quantities and Values of the Principal Articles of Merchandise Exported during the Years ended December 31, 1906 to 1910, inclusive.

Articles.		1906.		1907.		1908.		1909.		1910.	
		Quantity.	Value.	Quantity.	Value.	Quantity.	Value.	Quantity.	Value.	Quantity.	Value.
			$		$		$		$		$
Animals, living		.....	30,013	.....	32,383	.....	30,446	.....	28,138	Return not received.	Return not received.
Cocoa	Lbs.	1,263,350	169,681	1,288,048	173,092	1,075,584	144,296	1,201,676	112,989		
Cornmeal	Bbls.	1,148	3,587	1,207	4,890	852	3,460	1,094	4,448		
Cotton, raw	Lbs.	433,856	152,209	.....	338,793	1,074,547	337,868	684,011	192,277		
Flour	Bbls.	3,773	17,223	4,152	25,341	3,790	22,402	3,192	24,124		
Fruits and vegetables, fresh		.....	26,883	.....	28,981	.....	33,974	.....	26,450		
Hides and skins		.....	20,683	.....	22,333	.....	14,692	.....	12,030		
Limes and lime juice		.....	287,751	.....	394,933	.....	281,435	.....	241,304		
Metal, old		.....	3,290	.....	9,008	.....	2,458	.....	1,450		
Molasses		.....	86,193	.....	134,783	.....	152,074	.....	152,521		
Oils, essential and essences	Galls.	1,978	15,885	5,085	22,493	.....	24,615	.....	27,428		
Sugar	Tons	25,571	872,111	28,420	1,189,992	23,574	1,156,666	20,283	911,025		
All other articles		.....	100,085	.....	90,532	.....	193,741	.....	212,064		
Total exports (mdse.)		.....	1,785,594	.....	2,468,551	.....	2,389,127	.....	1,946,248		
Coin and bullion		.....	59,884	.....	46,835	.....	120,213	.....	101,645		
Total exports		.....	1,845,478	.....	2,515,389	.....	2,518,340	.....	2,047,893		

MAURITIUS.

VALUE of the Total Imports and Exports from and to each Principal Country during the Years ended December 31, 1906 to 1910, inclusive. *(Including Coin and Bullion.)*

NOTE :—Rs. =Rupees. Rupee=32·4 cents

Imports.					Countries.	Exports.				
1906.	1907.	1908.	1909.	1910.		1906.	1907.	1908.	1909.	1910.
Rs.	Rs.	Rs.	Rs.	Rs.	*British Empire.*	Rs.	Rs.	Rs.	Rs.	Rs.
8,971,262	7,960,799	6,649,562	7,476,451	11,369,844	..United Kingdom	3,098,753	6,668,964	3,653,901	4,063,524	8,267,859
					..British Australasia—					
1,624,660	622,260	607.299	857,627	1,059,195	....Australian Commonwealth	963,241	893,377	434,481	628,159	305,229
.....	.....	.....	.....	.....	... New Zealand	.....	.....	.....	.....	.....
12,527,210	14,700,531	14,617,203	12,070,133	15,235,843	..British India	22,320,509	27,599,685	22,926,941	20,340,203	23,184,168
3,363	9.736	3,083	7,220	281	..Canada	.....	.....	1,953,706	2,679,803	.....
62,753	192,572	488,311	295,012	433,953	..Cape Colony	5,798,316	5,078,168	3,129,695	2,068,709	3,088,408
38,834	55,905	39,821	43,605	60,706	..Ceylon	265,080	416,338	85,269	13,339	17,850
3,738	9,256	1,475	1,969	7,839	. Hong Kong	3,077,187	285,119	18,331	542,876	652,674
16,918	414,645	936,827	471,599	375,301	.Natal	934,821	589,343	325,154	226,491	224,857
96,003	82,784	109,801	37,642	55,899	..Seychelles	183,940	255,945	115,656	83,405	248,942
353,156	532,591	219,512	54,248	43,796	.Straits Settlements	6,837	8,245	3,367	3,195	.....
.....	.....	2,737	32,810	670,542	.Transvaal	.....	.....	.....	142	.....
102,501	51,611	54,802	185,167	280,598	..Other British Possessions	110,075	93,942	55,144	1,121,472	132,038
23,800,698	24,632,720	23,730,433	21,533,483	29,593,797	.... Totals, British Empire	36,758,759	41,889,126	32,701,651	31,771,318	36,122,025
					Foreign Countries					
.....	332,844	189,652	.....	.....	..Argentine Republic	.....	902,038	.....	2	.....
17,714	39,816	15,786	21,682	42,894	..Austria-Hungary	.....	.....	.....	5	.....
165,878	156,437	108,324	286,013	503,596	..Belgium	.....	.....	10,763	27 386	.....
9,727	30,660	6,640	46,074	23,964	..Brazil	.....	.....	.....	.....	.....
246,793	.....	269,411	.....	.....	..Chile	.....	.....	.....	.....	.....
191,933	132,495	61,041	153,150	168,149	.China	.....	.....	.....	59	.....
256,620	40,788	1,060,265	1,756,409	.....	.Cochin-China	.....	.....	1,200	26	.....
207	.....	130	2	.....	.Delagoa Bay	959,233	533,810	188,543	92,442	.....
3,326	98,732	38,386	58,180	63,729	.Denmark	.....	.....	.....	.....	.....
2,358,929	2,661,135	2,052,506	2,504,874	3,246,015	..France	173,021	270,368	217,941	203,743	173,580

458,244	483,800	203,204	530,001	721,828	..Germany	6,549	44,573	4,872	11,254	1,895
44,804	41,958	38,587	59,115	75,106	..Holland	.....	.....	7,018	78	.....
27,168	50,287	3,153	8,839	11,452	..Java	.....	.....	.....	.....	1
887,839	1,141,849	1,134,086	659,844	1,069,101	..Madagascar	71,075	137,563	157,492	195,591	139,701
1,258	16,320	4,889	7,188	87,434	..Norway	.....	.....	.....	1	.....
37,744	42,455	20,9 7	36,781	63,276	..Portugal	.....	.....	.....	5	.....
48,065	49,542	52,468	20,448	11,943	..Pondicherry	759	.....	2,174	.....	24
210,567	205,488	233,912	236,661	316,638	..Réunion	74,384	35,288	159,002	81,959	150,886
.....	250	815	7,600	.....	Russia	.....	.....	.....	.....	.....
37,251	57,011	32,211	31,681	21,438	..Spain	.....	.....	.....	3	.....
52,100	19,478	57,402	48,069	65,776	..Sweden	.....	.....	.....	.....	.....
27,720	64,650	51,653	92,239	127,673	..Switzerland	.....	16	1,457	649	.....
532,147	634,670	540,743	732,423	8·8,791	..United States	711,719	151	52	251	.....
171,493	227,710	312,360	106,310	155,617	. Other Foreign Countries	4,327	16,346	7,821	8,681	216,725
5,787,557	6,528,375	6,489,531	7,403,583	7,664,420	....Totals, Foreign Countries	2,001,067	1,940,153	758,338	622,135	682,812
23,800,698	24,632,720	23,730,433	21,533,483	29,593,797	....Totals, British Empire	36,758,759	41,889,126	32,701,651	31,771,318	36,122,025
29,588,255	31,161,095	30,219,964	28,937,066	37,258,217	..... Grand totals	38,759,826	43,829,279	33,459,989	32,393,453	36,804,837

MAURITIUS.

TOTAL Quantities and Values of the Principal Articles of Merchandise Imported during the Years ended December 31, 1906 to 1910, inclusive.

NOTE:—Rs. = Rupees. Rupee = 32·4 cents. Kilog. = 2·204 lbs. Metre = 39·37 inches. Litre = ·2199 galls.

ARTICLES.	1906.		1907.		1908.		1909.		1910.	
	Quantity.	Value.	Quantity.	Value.	Quantity.	Value.	Quantity.	Value.	Quantity.	Value.
		Rs.		Rs.		Rs.		Rs.		Rs.
Ale and beer	.....	199,854	.....	148,191	.....	86,975	.....	105,351	.....	127,409
Ammonia, sulphate of ..... Kilogs	4,300,071	954,650	4,516,831	990,890	4,205,626	904,987	5,482,907	1,108,388	5,918,590	1,322,548
Animals, living :—										
Cattle ..... No.	9,055	783,107	11,598	1,076,914	5,581	505,814	5,827	507,794	8,175	802,243
Horses ..... "	239	84,689	326	123,962	76	26,924	42	22,348	289	165,750
Other	.....	66,157	.....	142,651	.....	65,739	.....	1,401	.....	15,716
Apothecaries' wares	.....	177,775	.....	155,907	.....	169,183	.....	175,772	.....	194,441
Apparel	.....	138,336	.....	131,479	.....	95,975	.....	173,731	.....	257,376
Bags ..... No.	3,460,979	1,125,258	2,515,608	889,126	3,353,171	906,448	3,784,907	990,293	3,431,321	1,086,725
Coal ..... Kilogs.	48,945,018	1,788,351	45,375,727	1,655,615	49,361,876	1,971,681	44,606,979	1,734,469	67,241,126	2,844,906
Coffee ..... "	262,435	129,511	422,517	250,531	135,464	66,782	272,232	150,053	342,773	173,592
Cordage and twine ..... "	185,809	76,285	154,950	65,477	137,751	53,094	105,274	31,524	227,216	84,542
Corn, grain and meal :—										
Bran ..... "	2,018,323	191,915	1,657,756	154,352	1,764,378	174,372	1,315,870	123,925	1,447,048	145,465
Dholl ..... "	3,917,360	439,314	4,198,910	482,448	3,480,006	367,287	3,467,782	385,753	4,808,401	550,716
Gram ..... "	3,166,407	297,837	2,611,660	243,447	1,973,475	191,036	1,748,938	166,079	2,220,573	213,007
Oats ..... "	2,575,614	232,696	2,634,431	264,765	3,172,257	466,736	1,336,559	164,707	2,540,824	330,575
Rice ..... "	60,787,183	6,865,624	59,430,743	7,497,693	59,540,013	8,051,512	58,912,106	7,671,017	58,806,979	7,433,556
Wheat ..... "	410,669	46,643	32,092	4,745	31,086	3,611	24,135	1,893	4,085	174
Wheat flour ..... "	9,807,878	1,360,375	7,691,675	1,172,812	6,025,070	892,530	6,648,914	946,117	7,850,316	1,027,821
Other	.....	176,404	.....	130,339	.....	129,488	.....	147,872	.....	219,983
Cottons :—										
Coloured ..... Metres	5,454,329	831,121	2,131,792	429,682	2,346,732	436,039	3,801,377	645,454	5,225,323	1,076,448
Plain ..... "	4,937,394	862,577	3,764,911	501,830	4,497,471	588,518	5,927,383	824,671	6,050,743	784,069
Other	.....	65,630	.....	50,157	.....	46,604	.....	64,254	.....	86,763
Earthenware ..... Pieces	475,367	61,886	323,188	56,660	174,534	53,009	364,809	50,891	494,350	75,949
Fish :—Dried or salted ..... Kilogs.	600,222	186,448	642,367	230,499	1,228,578	396,815	1,064,495	333,348	812,461	252,095
Other ..... "	111,534	29,894	64,061	17,238	51,416	12,838	15,000	3,352	86,962	18,381
Fruits	.....	37,331	.....	44,226	.....	30,480	.....	28,813	.....	20,410
Glass	.....	73,202	.....	55,412	.....	56,992	.....	53,583	.....	81,039
Haberdashery	.....	613,311	.....	557,489	.....	414,552	.....	597,458	.....	887,223
Hardware and cutlery	.....	1,021,629	.....	744,119	.....	685,155	.....	772,969	.....	1,329,001
Hats and caps ..... No.	66,950	71,143	75,658	74,597	41,502	49,282	61,081	63,173	71,999	79,239

Iron and steel :-											
Bar, pig and sheet	Kilogs.	1,437,557	217,593	1,252 259	203,962	1,062,015	158,880	1,050,685	141,380	2,129,586	306,606
Other	"	699,438	171,772	804,846	163,568	1,557,046	223,218	685,701	119,708	2,219,479	288,647
Jewellery			41,198		71,807		29,909		48,452		86,284
Leather and manufactures of			209,274		215,681		193,853		172,146		195,584
Lime	Kilogs.	515,473	37,964	174,092	12,017	1,057,053	84,554	1,137,813	86,688	1,416,089	99,088
Machinery and mill work	"	2,777,301	743,345	4,765,455	834,509	994,287	340,892	2,783,532	697,492	5,924,540	1,708,673
Manures :—Guano	"	902,619	47,917	963,368	39,399	1,645,170	66,809	933,000	37,291	609,630	20,254
Other	"	3,286,201	401,748	3,985,001	650,944	2,517,945	325,911	1,248,481	134,690	1,270,270	142,002
Matches	Gross	41,811	37,217	71,982	86,671	24,631	20,379	51,527	69,548	36,999	69,722
Military articles			694,987		707,107		386,054		341,518		697,845
Musical instruments			13,576		13,459		22,703		31,388		40,803
Oils :- Cocoanut	Litres	210,141	51,297	74,832	19,800	166,746	52,279	34,133	9,050	47,441	21,973
Mustard	Kilogs.	498,074	198,534	692,396	250,766	293,265	112,361	370,405	129,588	659,552	244,439
Petroleum	Litres	1,322,126	96,198	1,778,273	266,739	2,661,394	433,633	1,742,964	326,288	2,346,184	396,225
Other			509,985		519,940		519,810		569,396		722,984
Paints and colours			102,774		88,803		70,473		83,363		121,405
Paper			110,544		129,571		95,822		162,529		137,437
Perfumery			88,279		77,687		58,726		98,500		115,922
Pockets, empty, for produce			143,105		201,917		169,971		43,796		93,371
Potash, nitrate of	Kilogs.	2,062,155	588,676	1,262,221	405,633	1,553,404	445,096	2,325,678	681,786	2,229,903	721,077
Provisions :- Butter	"	20,895	52,714	54,666	133,257	23,530	55,786	27,380	68,935	23,761	63,485
Cheese	"	28,785	30,613	27,019	31,382	28,197	31,131	24,308	26,262	37,493	41,863
Ghee	"	145,903	151,332	106,360	122,189	109,739	116,251	103,790	107,368	147,202	157,859
Lard	"	311,687	181,700	380,014	249,867	209,983	140,243	273,495	184,178	313,855	221,241
Margarine	"	45,415	44,315	38,113	34,810	30,649	27,552	43,015	40,216	52,637	49,590
Meats : Beef, salted	"	291,058	144,585	50,215	26,4[illegible]3	47,680	30,733	116,209	70,451	56,265	43,611
Other meats	"		171,718		69,436		108,332		122,625		183,705
Provisions, preserved	"		109,797		95,840		75,785		114,173		151,136
Seeds			64,321		63,746		44,364		67,036		56,321
Silk manufactures			26,464		29,435		17,817		24,662		40,781
Soap, ordinary	Kilogs.	978,195	219,388	1,344,441	379,932	1,063,486	298,945	1,128,815	315,252	1,535,521	436,373
Soda, nitrate of	"	1,361,495	257,054	164,206	39,328	1,376,075	280,238	35,494	6,975	177,653	32,882
Spirits			175,025		102,684		73,554		88,746		133,725
Stationery			99,780		127,057		111,029		138,481		157,521
Tobacco			412,024		426,145		367,654		442,446		516,908
Wines			695,621		668,145		502,530		615,520		705,119
Wood :—Boards and planks			329,083		196,539		61,431		66,168		158,157
Shingles	No.	1,105,125	52,083	1,579,925	60,866	1,090,950	40,919			1,200,000	50,527
Shooks	Bundles	96,426	528,671	73,411	367,685	58,944	273,732	31,395	164,142	29,180	174,004
Timber			142,516		57,182		197,812		33,718		258,730
Other			9,682		8,620		852		73,000		224,964
Woodenware			8,737		18,686		6,771		8,050		15,144
Woollen manufactures			154,320		132,390		83,467		107,459		196,865
All other articles			1,410,794		1,659,184		1,510,886		2,097,058		3,032,656
Totals (mdse.)			28,967,276		28,401,071		26,199,605		27,013,971		35,014,664
Coin and bullion			620,979		2,760,024		4,020,359		1,923,095		2,243,553
Total imports			29,588,255		31,161,095		30,219,964		28,937,066		37,258,217

MAURITIUS.

TOTAL Quantities and Values of the Principal Articles of Merchandise Exported during the Years ended December 31, 1906 to 1910, inclusive.

NOTE:—Rs.=Rupees. Rupee=32·4 cents. Kilog.=2·204 lbs. Litre=·2199 galls.

ARTICLES.	1906.		1907.		1908.		1909.		1910.	
	Quantity.	Value.	Quantity.	Value.	Quantity.	Value.	Quantity.	Value.	Quantity.	Value.
		Rs.		Rs.		Rs.		Rs.		Rs.
Aloe fibre.... .. ..Kilogs.	1,949,878	709,233	2,879,685	948,465	2,141,901	599,491	1,878,599	508,450	2,021,226	627,501
Coal..... .. "	.....	....	4,500	140	....	.....	....	....	.....	.....
Grain, rice..... ..... "	54,286	4,342	45,455	4,861	2	2	....	.....	172,912	19,221
Oil, cocoanut .... Litres	677,953	164,913	184,495	39,692	355,624	75,656	8,719	121,310	285,414	141,968
Rum.... ..... "	50,421	10,987	201,179	30,420	655,440	72.409	239,677	35,195	159,077	29,761
Sugar, raw..... .. . .Kilogs.	186,389,239	35,626,267	195,746,056	38,884,536	196,960,667	29,622,884	179,249,741	30,472,456	215,743,242	31,734,663
Vanilla..... "	4,128	28,605	2,634	43,935	3,648	57,666	3,321	57,340	853	17,412
All other articles.	....	1,206,502	....	1,193,295	....	933,035	.....	995,553	. .....	958,010
Totals (mdse.).....	.....	37,750,849	.....	41,145,344	....	31,361,143	... .	32,190,304	....	36,528,536
Coin and bullion....	.....	1,008,977	....	2,683,935	....	2,098,846	.....	203,149	....	276,301
Total exports.....	....	38,759,826	.....	43,829,279	....	33,459,989	....	32,393,453	....	36,804,837

MEXICO.

VALUE of the Total Imports and Exports from and to each Principal Country during the Years ended June 30, 1907 to 1911, inclusive. *(Including Coin and Bullion.)*

NOTE:—Peso=49·8 cents. (O.C., Canada, January 19, 1909. Peso=50 cents.)

Imports.					Countries.	Exports.				
1906-7.	1907-8.	1908-9.	1909-10.	1910-11.		1906-7.	1907-8.	1908-9.	1909-10.	1910-11.
Pesos.	Pesos.	Pesos.	Pesos.	Pesos.		Pesos.	Pesos.	Pesos.	Pesos.	Pesos.
23,451,273	32,744,972	19,794,409	22,251,617	23,979,991	....United Kingdom	31,874,024	26,214,939	24,132,109	28,534,502	35,882,352
49,377	349,621	32,248	1,695,053	717,957	....Argentine Republic	750	925	2,300	990	7,050
1,315,688	1,600,288	1,218,994	1,413,332	2,186,779	....Austria Hungary	3,555	19,064	6,689	9,758	54,106
3,127,630	3,242,747	1,904,881	2,482,933	4,312,747	...Belgium	5,308,504	6,036,676	5,806,947	7,640,082	7,361,582
417,676	821,745	1,436,429	2,296,755	769,723	...Canada	456,679	187,013	528,175	1,036,361	1,835,724
160,532	119,250	297,556	156,384	563,161	...Chile	1,200	27,108	1,487	12,460	2,900
288,138	207,409	191,256	481,345	427,684	....China	796	1,090	15	4,750	24,868
16,405	31,314	32,943	45,133	36,771	....Colombia	.....	.....	.....	.....	350
177,562	136,732	126,183	151,498	152,528	...Cuba	2,372,180	2,061,102	1,610,571	1,705,310	2,204,371
95,976	141,979	131,776	96,067	69,041	...Ecuador	200	.....	500	.....	2,500
17,317,663	19,780,208	12,357,391	17,430,845	18,672,989	....France	8,054,973	12,393,830	11,009,970	12,283,648	9,309,878
24,036,958	28,320,773	17,137,530	20,268,077	25,561,974	....Germany	20,109,664	22,380,241	12,859,012	8,439,570	8,708,314
8,595	8,850	19,182	43,001	29,680	....Guatemala	482,471	457,581	479,667	562,792	836,792
563,779	547,014	441,954	545,351	566,530	....Holland	51,850	44,510	15,760	1,300	103,537
1,157,536	1,022,690	983,196	1,532,362	2,098,866	...India	.....	.....	.....	.....	.....
1,876,459	1,921,671	1,800,910	1,934,451	2,376,881	....Italy	37,966	48,956	23,719	63,848	165,346
723,803	936,236	582,309	459,157	461,305	....Japan	.....	.....	.....	.....	15,112
355,580	351,775	390,433	496,233	538,461	....Norway	20	1,000	5,987	42,212	36,986
7,937,986	7,522,317	5,177,343	5,282,402	5,682,129	....Spain	2,988,411	2,331,667	1,229,008	2,051,440	1,584,300
571,562	576,213	328,408	371,195	376,665	...Sweden	450	.....	.....	31,295	1,234
985,873	1,411,304	839,527	1,146,665	1,451,192	....Switzerland	.....	.....	450	50	.....
146,392,884	118,001,986	90,561,550	112,843,103	113,088,625	....United States	175,809,124	170,123,587	172,944,687	196,865,718	224,496,899
26,811	17,816	55,534	85,033	87,680	...Venezuela	.....	50	.....	.....	.....
1,143,832	1,939,551	691,055	1,357,786	1,623,425	...Other Countries	465,193	411,462	443,566	760,184	1,114,919
232,229,578	221,757,464	156,533,027	194,865,781	205,835,784	.....Totals	248,018,010	242,740,201	231,100,619	260,016,270	293,752,150

MEXICO.

TOTAL Quantities and Values of the Principal Articles Imported during the Years ended June 30, 1906 to 1910, inclusive.

NOTE: Peso = 49·8 cents (O.C., Canada, January 19, 1909, Peso = 50 cents.) Kilog = 2·204 lbs. Litre = ·2199 gall.

ARTICLES.	1905-6.		1906-7.		1907-8.		1908-9.		1909-10.	
	Quantity.	Value.	Quantity.	Value.	Quantity.	Value.	Quantity.	Value.	Quantity.	Value.
		Pesos.		Pesos.		Pesos.		Pesos.		Pesos.
Animals, living	.....	3,008,207	.....	3,883,772	.....	2,361,575	.....	1,317,338	.....	1,387,754
Arms and explosives:										
Cartridges, loaded or not, and precussion caps.. Kilogs.	356,138	572,355	365,496	485,130	704,033	1,235,894	389,163	552,660	428,603	641,801
Dynamite, powder, gun-cotton and other explosives "	4,995,671	1,913,681	5,859,150	1,730,069	3,779,947	1,084,267	2,989,191	860,364	3,754,957	1,086,384
Firearms of all kinds	.....	1,113,503	.....	985,641	.....	793,351	.....	517,868	.....	565,096
Cement Kilogs.	88,142,199	1,385,295	96,871,857	1,620,718	132,098 764	2,219,536	55,391,923	892,003	73,356,702	1,122,476
Chemical and pharmaceutical products:										
Alkaline cyanide Kilogs.	1,585,542	1,004,292	2,550,124	1,677,871	3,411,534	2,111,890	3,749,933	2,361,670	4,066,812	2,736,720
Calcium carbide "	453,533	77,480	788,713	135,600	996,050	127,981	933,138	126,861	1,251,241	152,666
Caustic soda and potash "	7,703,278	742,801	7,358,525	756,110	7,203,845	775,311	6,810,023	714,513	7,509,743	805,942
Medical drugs, chemical and pharmaceutical products	.....	1,427,578	.....	1,454,783	.....	1,520,338	.....	1,399,438	.....	1,786,713
Paints and colours Kilogs.	3,359,806	1,261,992	3,584,100	1,542,255	3,702,033	1,739,717	3,031,262	1,278,188	3,855,114	1,713,391
Saltpetre or nitrate of potash or soda "	577,987	97,405	2,879,304	339,922	3,337,166	394,785	5,359,162	591,713	4,140,133	390,692
Sulphate of copper "	1,900,476	344,421	1,255,374	335,556	1,751,575	400,534	1,089,715	193,390	519,213	85,857
Varnishes "	486,701	298,929	582,912	356,567	537,897	346,346	478,158	308,303	609,714	405,699
Clay and sand of all kinds, fire-clay, rotten-stone, tripoli	.....	472,674	.....	447,565	.....	605,177	.....	397,587	.....	619,929
Coal 100 kilogs.	11,846,060	5,593,206	13,023,682	6,680,144	11,672,633	6,952,935	7,668,244	4,221,216	8,124,863	4,997,828
Coke " "	3,634,515	2,639,754	3,571,781	2,603,284	3,673,758	2,701,349	3,437,796	2,678,494	3,086,539	2,654,857
Cork	.....	408,542	.....	672,773	.....	375,695	.....	270,426	.....	263,735
Cotton:										
Raw, ginned, waste and carded Kilogs.	6,998,813	3,360,124	639,222	368,799	1,802,103	1,004,991	8,474,132	3,744,268	7,247,155	4,011,978

Yarn	...	2,116,414	...	2,254,875	...	2,720,286	...	2,252,198	...	...	2,398,468
Manufactures :											
Piece goods	...	7,336,909	...	8,836,748	...	10,771,132	...	4,866,511	...	...	5,657,676
Other mfrs	...	3,175,198	...	3,333,560	...	4,171,964	...	2,229,463	...	...	2,768,959
Crystals, glass, crockery, porcelain	...	4,138,155	...	4,504,551	...	4,509,023	...	2,879,225	...	...	2,827,770
Flax, hemp jute, &c.:											
Jute, abaca, manila, hemp, pita, ixtle, sisal, raw..Kilogs.	5,978,998	1,024,626	4,901,462	1,087,270	6,129,400	1,047,854	4,740,931	700,677	6,974,127	935,840	
Yarn	...	391,234	...	401,724	...	413,095	...	301,250	...	391,249	
Manufactures :											
Piece goods	...	683,857	...	807,827	...	765,119	...	489,281	...	637,202	
Other mfrs	...	206,738	...	247,435	...	252,806	...	125,393	...	183,848	
Fruits and vegetables....Kilogs.	10,050,053	1,577,765	11,330,936	1,816,719	9,757,195	1,758,192	7,949,482	1,330,910	9,514,056	1,465,251	
Globes for incandescent electric lights, switches &c	...	379,558	...	579,360	...	763,461	...	480,090	...	288,355	
Grain and seeds :											
Alimentary seeds and grains (includes wheat) Kilogs.	75,275,180	5,432,580	62,692,195	3,449,532	14,466,720	960,171	64,328,798	1,677,021	131,751,130	10,282,624	
Corn and maize "	36,941,634	1,780,402	52,823,096	2,496,210	17,787,960	972,457	1,782,426	105,665	97,777,513	5,512,055	
Flour of wheat and other cereals and meals "	4,866,761	648,376	4,011,307	534,912	4,368,866	606,584	4,414,193	640,122	3,789,906	623,559	
Caraway seeds and cocoa. "	1,078,709	673,074	723,248	555,489	726,593	646,633	771,420	465,320	1,737,947	1,140,992	
Gutta percha :											
Articles of gutta percha and celluloid	...	810,582	...	905,337	...	1,304,126	...	741,598	...	758,196	
Rubber belts for machinery	...	344,104	...	385,008	...	369,535	...	361,058	...	482,782	
Rubber hose	...	201,136	...	254,690	...	280,459	...	245,788	...	296,429	
Hides and skins, raw....Kilogs.	115,481	161,799	118,021	207,353	175,500	210,981	84,908	95,504	77,495	94,650	
Leather :											
Boots and shoes....Pairs	973,076	3,315,794	963,672	3,432,957	930,612	3,140,864	666,483	2,550,930	836,105	3,207,851	
Calf-skins, kid, chamois, patent leather, &c	...	546,653	...	695,450	...	690,135	...	713,364	...	960,386	
Leather belting for machinery	...	335,022	...	415,499	...	362,374	...	279,782	...	366,577	
Leather gloves	...	90,337	...	135,532	...	111,198	...	72,797	...	83,438	
Machinery of all kinds....Kilogs.	55,540,472	19,051,580	77,526,464	26,260,552	78,889,409	26,849,983	59,995,251	18,877,094	56,352,020	19,136,154	
Metals :											
Copper and alloys of :											
Articles of copper, brass, bronze, white metal	...	2,040,801	...	2,063,579	...	2,057,684	...	1,374,006	...	1,685,564	
Cables with or without copper &c. cores	...	378,316	...	1,127,749	...	856,872	...	671,302	...	476,207	
Copper brass bronze, white metal wire	...	700,773	...	859,806	...	1,374,753	...	461,832	...	630,016	
Copper, ore, matte, pigs and granulated....Kilogs.	14,654,251	3,360,750	9,562,009	2,661,566	8,498,854	2,606,195	7,352,854	2,193,214	7,664,410	2,053,918	

MEXICO.

TOTAL Quantities and Values of the Principal Articles of Merchandise Imported, &c.—*Concluded.*

ARTICLES.	1905-6.		1906-7.		1907-8.		1908-9.		1909-10.	
	Quantity.	Value.	Quantity.	Value.	Quantity.	Value.	Quantity.	Value.	Quantity.	Value.
Metals—*Con.*		Pesos.		Pesos.		Pesos.		Pesos.		Pesos.
Gold, silver, platinum:										
Coin, gold and silver of any country	.....	42,212,342	.....	23,883,487	.....	3,364,049	.....	923,154	.....	2,536,927
Gold, silver, platinum ore, ingots, dust	.....	32,493	.....	1,022,159	.....	38,183	.....	40,453	.....	22,349
Jewellery	.....	606,035	.....	799,415	.....	826,195	.....	385,322	.....	619,788
Iron and steel:										
Articles of iron and steel, tinned, nickeled, covered with copper, brass, painted or galvanized ..... Kilogs.	7,148,446	3,963,905	8,339,155	4,829,021	7,604,888	4,787,519	5,343,954	3,361,629	6,088,710	3,891,918
Beams, joists, columns, frames, brackets, &c. "	16,961,613	1,554,290	28,469,409	2,794,746	38,528,718	4,140,956	20,404,976	1,844,750	15,393,543	1,557,749
Bars, rounds, square, flat, channel, angle, 'T' iron ..... "	5,392,217	682,883	7,711,875	940,070	9,229,261	1,309,265	7,030,948	833,326	6,272,128	813,645
Piping and tubing ..... "	20,560,884	2,535,968	29,038,705	3,483,119	31,650,268	4,061,658	27,069,273	3,143,633	68,672,491	6,407,041
Smooth sheets, corrugated roofing, even if painted, &c. ..... "	16,927,767	2,025,239	18,873,575	2,481,222	15,617,756	2,031,421	13,977,076	1,627,929	15,463,446	1,712,525
Wire ..... "	14,298,492	1,469,985	15,885,284	1,726,212	18,202,903	1,966,781	14,724,552	1,440,170	18,245,797	1,870,751
Rails, points, bolts, &c. for railways ..... "	94,072,679	5,324,261	91,918,200	5,655,252	96,945,283	7,008,866	88,527,773	4,252,234	122,456,077	7,310,831
Nails, screws, tacks, bolts, nuts, rivets ..... "	5,361,646	981,656	6,759,092	1,276,251	6,616,024	1,291,905	5,646,050	882,412	5,637,178	977,086
Plows, spades and other agricultural tools ..... "	3,786,831	1,096,067	3,899,807	1,282,237	3,266,086	1,039,818	2,450,922	760,509	3,871,749	1,089,942
Tin plate in sheets ..... "	4,446,211	546,626	5,492,202	761,829	5,539,677	810,331	4,333,808	556,725	5,002,890	626,324
Tin lead and zinc:										
Ores and metals	.....	291,067	.....	445,906	.....	426,937	.....	392,404	.....	353,468
Manufactured articles	.....	605,090	.....	845,443	.....	907,904	.....	745,701	.....	706,797
Musical instruments	.....	1,127,578	.....	1,417,462	.....	1,587,853	.....	993,059	.....	1,186,496

Oils :—										
Lubricating	.....	445,996	.....	463,788	.....	494,254	.....	514,513	.....	509,979
Mineral, crude or refined Kilogs.	49,252,350	2,513,345	62,162,380	3,350,028	76,113,305	4,143,678	88,258,078	3,775,882	165,966,955	4,657,926
Olive ..... "	475,492	319,695	546,533	388,493	612,184	398,194	387,446	272,640	678,768	463,197
Cocoanut, linseed, maize, cotton-seed..... "	13,837,291	1,948,562	14,242,190	2,461,242	15,257,589	3,243,220	19,497,857	3,719,050	14,171,398	3,307,044
Paper :										
Paper, waste and pulp of, vegetable fibre in sheets.....	.....	411,927	.....	1,086,280	.....	982,126	.....	803,774	.....	909,734
Paper and cardboard	.....	1,106,626	.....	1,218,275	.....	1,211,266	.....	844,700	.....	892,882
Paper, manufactured.....	.....	1,600,206	.....	1,552,896	.....	1,642,518	.....	1,069,642	.....	1,318,213
Paper manufactures.....	.....	2,319,162	.....	2,156,066	.....	2,298,127	.....	1,930,347	.....	1,926,061
Perfume.....	.....	559,540	.....	611,521	.....	625,390	.....	517,086	.....	698,717
Provisions :										
Butter.....Kilogs.	412,918	331,283	453,372	344,614	448,500	359,552	398,452	337,021	366,916	339,785
Cheese..... "	704,361	473,870	728,237	488,941	721,077	433,861	632,532	413,966	778,522	551,166
Lard..... "	6,147,997	1,643,873	7,726,330	2,536,177	7,491,994	2,403,152	6,150,702	2,050,716	5,483,045	2,094,527
Meat, fish and shell-fish, dried, smoked, salted. Kilogs.	664,532	280,308	753,103	317,548	747,735	329,178	625,937	293,713	640,516	341,687
Meat, fish, shell-fish, preserved..... Kilogs.	4,047,607	1,994,603	5,341,858	2,622,040	4,846,489	2,476,655	3,565,626	1,765,848	4,202,839	2,232,459
Sacks..... "	3,515,469	823,120	3,457,787	1,083,680	4,078,599	1,176,070	1,671,364	502,399	1,057,981	305,812
Silk :—										
Piece goods	.....	1,866,295	.....	2,254,647	.....	2,754,377	.....	1,091,980	.....	1,631,651
Other manufactures.....	.....	2,091,665	.....	2,311,742	.....	2,622,477	.....	1,262,506	.....	1,984,060
Spirits, except liquors.... Litres	1,925,840	2,346,685	1,991,387	2,458,276	1,778,639	2,378,589	1,464,356	1,837,964	1,660,384	2,261,249
Stearine.....Kilogs.	1,289,838	426,362	1,225,003	501,078	1,428,526	574,270	902,575	318,293	1,337,494	444,637
Tobacco.....	.....	493,660	.....	598,362	.....	575,869	.....	546,372	.....	604,607
Tools	.....	1,409,262	.....	1,588,312	.....	1,721,971	.....	1,040,718	.....	1,285,145
Vehicles :—										
Carriages and automobiles.....	.....	1,454,819	.....	2,673,213	.....	1,987,653	.....	1,262,011	.....	1,791,478
Carts, cars, wagons.....	.....	495,560	.....	757,412	.....	861,431	.....	266,598	.....	776,637
Railroad cars and coaches.....	.....	1,690,121	.....	4,483,082	.....	3,485,039	.....	1,814,195	.....	1,907,248
Wheelbarrows.....	.....	510,396	.....	560,221	.....	464,761	.....	366,514	.....	369,659
Wines .....Kilogs.	13,238,718	4,069,158	13,028,922	3,932,824	12,130,521	3,873,401	9,981,099	2,967,372	10,615,645	3,376,114
Wood :—										
For building.....	.....	5,481,841	.....	6,882,278	.....	7,259,457	.....	4,891,450	.....	5,484,948
Furniture.....	.....	1,757,705	.....	1,938,736	.....	2,202,807	.....	1,413,022	.....	1,447,487
Other manufactures.....	.....	2,180,719	.....	2,440,426	.....	2,686,390	.....	1,813,567	.....	1,975,705
Wool :—										
Raw and carded.....Kilogs.	1,105,200	1,076,826	786,717	786,767	603,274	601,265	308,870	343,471	236,532	454,061
Piece goods.....	.....	2,892,431	.....	3,259,453	.....	3,995,989	.....	2,117,155	.....	3,139,318
Other manufactures.....	.....	1,723,442	.....	1,857,762	.....	1,975,044	.....	1,013,826	.....	1,245,504
Total value of principal and other articles imported.....	.....	220,004,755	.....	232,229,579	.....	221,757,464	.....	156,533,027	.....	194,865,781

MEXICO.

TOTAL Quantities and Values of the Principal Articles Exported during the Years ended June 30 1906 to 1910, inclusive.

NOTE:—Peso=49.8 cents (O. C., Canada, January 19, 1909—Peso=50 cents.)

ARTICLES.	1905-6.		1906-7.		1907-8.		1908-9.		1909-10.	
	Quantity.	Value.	Quantity.	Value.	Quantity.	Value.	Quantity.	Value.	Quantity.	Value.
		Pesos.		Pesos.		Pesos.		Pesos.		Pesos.
Animals, living:—										
Horses, mules and asses ..No.	22,967	691,933	6,828	275,315	3,454	190,318	3,398	217,606	6,688	556,992
Cattle ..... "	117,763	2,523,988	45,990	1,201,693	84,169	1,854,480	136,051	3,695,967	193,326	5,036,473
Beans, kidney (frijol).....Kilogs.	6,339,019	716,134	6,113,094	862,695	4,279,909	588,183	3,964,718	548,725	6,306,489	1,124,355
Broom root (raiz de zacaton). "	3,870,181	1,872,757	3,733,739	1,831,217	4,735,109	2,347,699	4,152,146	2,030,681	5,661,052	2,734,585
Caoutchouc..... "	1,450,248	2,390,425	4,691,476	6,678,926	5,623,746	8,891,978	6,015,173	8,719,426	8,068,264	16,760,068
Chicle gum ..... "	2,181,934	1,696,523	2,166,052	2,144,724	2,295,228	2,251,520	2,623,860	2,447,041	3,172,667	3,409,567
Coffee..... "	19,257,946	9,288,623	14,159,948	7,237,529	21,458,968	10,592,486	26,692,014	12,511,327	18,683,849	8,006,833
Cotton, raw..... "	673,717	142,588	11,277,382	1,423,144	3,831,372	1,806,495	581,979	162,005	1,284,749	461,380
Cotton-seed meal and cake. "	16,210,053	565,700	21,929,143	846,280	22,396,604	813,666	14,155,314	627,511	13,960,982	557,362
Dye-woods..... "	22,273,748	629,216	28,113,367	834,535	30,101,552	696,396	16,441,834	340,703	17,156,895	427,358
Fruits, fresh ..... "	5,446,136	295,334	5,131,680	329,990	7,238,967	376,466	9,350,616	482,995	7,298,549	326,388
Henequen, raw..... "	97,308,162	29,437,318	110,030,016	31,440,246	110,746,054	27,019,340	107,808,985	23,882,701	96,441,486	22,096,232
Hides and skins, raw:										
Cattle hides ..... "	7,117,080	3,059,539	8,942,820	4,140,558	7,754,338	3,123,758	11,030,564	4,702,087	17,031,829	7,989,187
Goat skins..... "	3,219,886	4,335,539	3,495,138	4,023,573	2,931,556	3,051,164	3,710,888	3,665,290	3,558,584	4,016,230
Other sorts..... "	463,533	487,051	793,548	740,960	570,725	612,531	645,780	649,100	823,430	736,699
Ixtle, raw..... "	20,291,061	3,667,845	21,347,348	3,813,176	17,298,494	2,900,727	17,987,986	2,871,914	18,183,522	3,091,721
Metals:—										
Antimony, unwrought... "	2,071,344	1,024,267	3,479,299	1,382,802	4,405,847	1,672,847	4,095,417	2,047,711	4,374,931	2,187,470
Copper ore..... "	73,475,457	5,466,144	105,607,387	7,077,675	80,556,418	6,396,096	87,070,796	5,533,020	159,867,896	8,365,081
" unwrought . "	50,913,660	23,189,754	51,037,130	21,715,104	38,012,109	18,437,165	30,413,092	14,850,325	43,597,597	17,807,133
Gold bullion.....	.....	28,123,379	.....	19,529,068	.....	23,916,704	.....	36,987,312	.....	39,839,319
" ore and dust.	.....	3,567,323	.....	4,304,585	.....	2,958,001	.....	2,190,379	.....	2,787,893
Lead, unwrought.....Kilogs.	92,348,768	4,967,796	69,065,652	3,644,077	104,031,217	5,343,225	122,907,070	6,396,986	125,299,318	6,804,722
Silver bullion.....	.....	67,031,906	.....	64,360,076	.....	70,269,116	.....	64,605,698	.....	68,461,883
" coin.....	.....	49,794,478	.....	24,683,750	.....	10,820,111	.....	100,280	.....	84,841
" ore and dust.....	.....	8,573,700	.....	10,817,963	.....	11,923,538	.....	9,135,614	.....	7,802,399
Zinc.....Kilogs.	16,642,510	336,235	95,566,793	2,010,408	43,339,038	888,474	41,267,484	1,012,681	54,136,185	1,150,558
Pease (chick pease)..... "	15,542,220	2,960,822	2,669,718	4,084,521	18,604,839	3,418,258	11,602,822	2,107,600	18,601,488	3,127,446
Sugar..... "	5,072,155	674,235	7,049,386	1,164,339	5,685,824	689,612	4,212,234	512,128	11,103,539	1,440,841
Tobacco, raw..... "	1,623,843	2,216,282	1,494,722	1,894,830	2,645,551	2,818,133	1,408,743	1,707,299	635,714	662,227
" manufactured.... "	183,296	373,331	200,253	493,229	183,751	501,634	132,614	347,489	131,966	310,354
Vanilla..... "	224,710	4,157,395	163,744	2,662,266	108,071	1,907,061	141,531	1,641,733	151,383	1,577,078
Wood, fine cabinet.....	.....	1,691,798	.....	1,977,533	.....	2,029,943	.....	2,093,220	.....	2,321,057
Total values of principal and other articles exported.....	.....	271,138,809	.....	248,018,010	.....	242,740,201	.....	231,100,619	.....	260,046,270

NEWFOUNDLAND (including Labrador).

VALUE of the Total Imports and Exports from and to each Principal Country during the Years ended June 30, 1907 to 1911, inclusive. *(Including Coin and Bullion).*

Imports.					Countries.	Exports.				
1906-7.	1907-8.	1908-9.	1909-10.	1910-11.		1906-7.	1907-8.	1908-9.	1909-10.	1910-11.
$	$	$	$	$	*British Empire*	$	$	$	$	$
2,669,934	2,668,802	2,493,670	2,940,401	3,092,429	..United Kingdom	1,492,795	1,209,428	1,426,229	1,824,235	2,345,342
286,617	265,572	311,293	315,650	342,559	..British West Indies	430,462	422,715	437,711	456,728	453,900
3,669,098	4,257,647	3,937,009	4,559,759	4,607,720	..Canada	1,611,480	1,863,784	1,542,090	1,454,344	1,715,389
.....	7	18	1	.....	..Gibraltar	.....	.....	80	173	80
5,239	17,599	7,192	16,631	14,393	..India	80	.....	.....	.....	.....
.....	.....	280	250	238	..Malta	14,983	30,464	26,928	17,824	24,884
49,247	74,292	87,939	78,826	77,900	..Other British Possessions	7,079	10,180	5,693	11,651	3,328
6,680,135	7,283,919	6,840,401	7,911,518	8,135,239	....Totals, British Empire	3,556,879	3,536,571	3,438,731	3,764,925	4,572,923
					Foreign Countries.					
.....	.....	.....	.....	.....	..Argentine Republic	149,940	128,550	24,991	68,700	116,913
1,092	1,371	269	1,594	1,295	..Austria-Hungary	2,002	5,044	462	693	730
47,204	42,733	31,675	37,051	38,108	..Belgium	102,883	12,376	35,859	47,381	8,266
527	5	390	22	8	..Brazil	2,063,444	2,017,805	1,719,082	2,100,691	2,161,027
.....	.....	.....	.....	.....	..Costa Rica	6,896	13,850	4,630	4,437	786
17,975	14,407	13,356	14,459	12,802	..France	4,078	51,370	3,733	4,781	3,752
31,259	41,929	73,788	17,480	22,480	..Germany	189,662	294,159	172,847	264,137	248,483
23,136	42,863	24,316	24,148	39,144	..Greece	170,885	200,934	216,856	375,316	200,092
33,497	36,968	26,571	36,476	47,331	..Holland	146,809	150,702	148,514	127,571	155,425
795	1,216	2,509	2,518	1,008	..Italy	1,331,518	1,200,150	1,448,163	1,198,019	727,385
46,104	22,938	21,734	30,367	20,055	..Portugal	1,841,968	1,733,346	1,590,184	1,693,798	1,508,448
75,322	133,582	98,013	81,077	87,270	..Spain	994,303	1,174,196	986,641	883,539	887,518
7,360	12,979	8,185	7,837	4,728	..St. Pierre	9,506	7,236	9,858	4,526	4,643
3,447,359	3,859,892	4,232,680	4,571,192	4,943,874	..United States	1,394,269	1,177,709	848,476	1,163,313	1,249,550
14,575	18,309	28,453	63,957	30,568	..Other Foreign Countries	136,119	111,771	200,186	123,170	129,806
3,745,905	4,232,192	4,561,936	4,888,178	5,248,671	....Totals, Foreign Countries	8,544,282	8,279,198	7,410,182	8,060,072	7,402,824
6,680,135	7,283,919	6,840,401	7,911,518	8,135,239	....Totals, British Empire	3,556,879	3,536,571	3,438,731	3,764,925	4,572,923
10,426,040	11,516,111	11,402,337	12,799,696	13,383,910	..Grand totals	12,101,161	11,815,769	10,848,913	11,824,997	11,975,747

NEWFOUNDLAND (including Labrador).

TOTAL Quantities and Values of the Principal Articles of Merchandise Imported during the Years ended June 30, 1907 to 1911, inclusive.

ARTICLES.		1906-7.		1907-8.		1908-9.		1909-10.		1910-11.	
		Quantity.	Value.	Quantity.	Value.	Quantity.	Value.	Quantity.	Value.	Quantity.	Value.
			$		$		$		$		$
Agricultural implements		...	11,637	...	10,920	...	14,454	...	16,169	...	22,918
Ale, beer and porter	Galls.	11,762	9,144	10,790	8,221	10,201	9,519	13,053	11,720	15,403	15,326
Animals, living—											
Lambs, pigs	No.	622	1,656	441	1,359	399	1,085	403	1,199	880	2,402
Oxen, cows and horses	"	2,757	124,199	3,059	138,917	2,943	168,111	3,087	112,345	3,162	172,835
Sheep, calves and pigs	"	2,250	9,484	2,335	9,831	2,154	8,903	2,327	10,594	2,343	10,107
Animals imported by Agricultural societies, &c.		...	722	...	1,838	...	4,008	...	637	...	10,935
Articles for Anglo-Development Co.		...	75,474	...	127,838	...	789,058	...	443,293	...	...
Articles for Albert Reed Co		...	...	...	...	...	22,742	...	173,625	...	...
Articles for Army & Navy		...	22,692	...	23,772	...	30,453	...	24,941	...	30,915
Articles for Government use		...	52,257	...	54,836	...	48,244	...	51,240	...	81,000
Articles for Municipal Council		...	10,342	...	22,752	...	7,675	...	10,560	...	19,128
Articles for religious purposes		...	18,404	...	18,438	...	31,653	...	16,925	...	23,650
Bark, cutch, logwood &c.		...	16,494	...	16,135	...	15,722	...	15,251	...	23,915
Books, printed, not to be written upon, annuals and magazines		...	48,496	...	44,713	...	46,122	...	51,729	...	51,590
Breadstuffs :—											
Beans	Lbs.	833,072	18,511	863,392	19,830	728,665	17,690	534,479	16,000	1,205,117	31,353
Bread and biscuits		...	10,355	...	9,805	...	9,956	...	9,817	...	12,776
Flour	Bbls.	365,427	1,529,025	366,237	1,750,664	310,876	1,766,038	410,526	2,257,715	384,928	1,985,012
Indian corn		...	8,532	...	10,094	...	11,571	...	12,548	...	12,617
Indian or corn meal	Bbls.	2,375	6,657	2,062	7,043	1,285	4,910	1,632	5,971	2,253	7,284
Malt		...	10,170	...	10,664	...	10,475	...	7,892	...	7,487
Oats	Bush.	325,173	158,917	256,447	164,584	325,096	97,607	347,195	172,801	379,100	171,541
Oatmeal and rolled oats	Lbs.	721,546	17,104	711,285	20,866	836,000	24,182	842,923	22,844	935,741	21,841
Peas—Round	Bbls.	6,540	22,974	7,313	25,720	7,477	27,231	8,508	30,917	7,073	24,554
Split, dried and green	Lbs.	346,912	9,295	428,054	11,784	325,445	9,094	330,586	8,855	293,226	7,758
Rice	"	673,016	14,561	888,821	21,287	645,126	14,372	567,190	12,144	752,939	16,369
Brushes		...	9,962	...	10,712	...	10,390	...	11,036	...	12,193
Cabinet wares		...	62,246	...	47,275	...	47,025	...	52,811	...	51,959
Carriages and materials for		...	10,685	...	10,929	...	10,381	...	12,587	...	12,830
Casks		...	2,533	...	2,801	...	5,061	...	5,124	...	5,359
Cement		...	21,229	...	14,968	...	16,546	...	23,676	...	16,089

China and earthenware			36,194		32,976		26,369		30,405		39,241
Clocks, watches, &c.			16,767		15,822		15,622		13,657		15,040
Coal	Tons	179,542	565,208	198,040	648,391	196,295	605,997	220,914	691,734	213,598	730,117
Coffee			7,733		6,456		7,107		7,477		8,344
Combs			5,960		6,593		6,513		7,076		7,173
Confectionery	Lbs.	166,323	27,896	170,115	30,468	168,453	30,694		37,697		49,381
Cordage	"	464,142	48,211	615,269	56,625	534,859	42,731	415,826	33,307	408,488	31,917
Corks and corkwood			10,421		8,541		6,128		6,551		5,505
Corn for brooms			5,554		5,384		7,353		10,790		9,634
Dories			5,454		7,194		6,773		9,045		12,407
Drain pipes, chimney tops & stove lining			3,710		2,688		3,460		12,051		13,573
Explosives			7,547		5,695		14,024		19,079		16,470
Fancy wares			29,609		35,866		37,650		49,450		52,387
Findings for boots and shoes			8,272		9,779		8,718		10,586		11,609
Fish, British caught and cured			7,880		31,732		15,772		14,465		32,912
Fruits :—											
Fresh—											
Apples	Bbls.	17,305	38,799	15,132	40,804	16,271	35,580	17,877	44,402	14,333	43,560
Oranges, lemons, grapes and fruit pulp for bakers			48,152		47,264		47,942		53,516		56,987
Dried—											
Apples	Lbs.	202,738	17,128	75,653	5,922	100,974	7,249	100,871	8,020	97,517	9,995
Currants, raisins, prunes, dates, citrons, apricots, &c.	"	702,733	41,111	786,253	46,111	1,008,062	44,090	558,575	24,041	778,604	43,585
Currants, sultana raisins the product of Greece	"	451,756	24,748	899,943	43,558	567,524	24,347	488,349	21,718	783,078	39,272
Nuts	"	68,289	6,027		5,705		4,755		6,685		7,779
Preserved—											
Jams, jellies and preserves	"	93,406	7,289	113,781	9,085	85,304	6,764	98,802	7,986	105,811	9,100
Preserved fruit			16,197		14,781		16,775		13,737		17,862
Furs, gloves, mitts and jackets			18,276		17,194		14,615		19,635		14,669
Glass and manufactures of			47,830		38,276		38,428		42,263		50,713
Groceries :—											
Buckwheat	Lbs.	3,143	109	6,175	249	7,264	241	5,232	273	5,643	198
Cocoa and chocolate	"	84,393	13,226	79,460	12,766	80,902	13,315	68,069	11,134	85,491	14,448
Jellies, glucose, lime juice, fruit syrup, sago, spices, milk, pickles, sauces, yeast, baking powder, &c.			112,514		131,422		125,429		132,901		153,684
Hardware			300,207		293,585		256,342		347,380		359,924
Hats and caps			70,582		65,634		63,717		73,889		81,289
Hay	Tons	2,086	29,414	2,182	35,730	2,966	37,747	3,043	40,802	2,503	31,215
Hemp and coir yarn, sisal, &c.			211,835		251,715		158,685		91,411		105,187
Hides, raw			21,268		30,441		17,890		14,431		64,024
India-rubber and manufactures of			83,990		83,071		84,713		73,810		98,891
Iron and steel :—											
Iron of all kinds, including galvanized			41,326		41,276		28,666		32,379		31,610
Bridges, columns, girders, shapes or sections			1,511		6,746		3,172		10,364		7,653
Hoop iron—Steel strips for making hoops			6,259		10,154		4,681		9,508		7,408
Pig iron			11,052		15,649		18,473		7,708		15,670
Railway bars and fittings, or steel pipe			3,471		10,609		34,990		32,917		8,846

NEWFOUNDLAND (Including Labrador.)

TOTAL Quantities and Values of the Principal Articles of Merchandise Imported, &c.—*Continued.*

ARTICLES.	1906-07.		1907-08.		1908-09.		1909-10.		1910-11.	
	Quantity.	Value.	Quantity.	Value.	Quantity.	Value.	Quantity.	Value.	Quantity.	Value.
		$		$		$		$		$
Iron and steel—*Con.*										
Steel, mild		7,197		6,476		6,061		7,179		5,221
Tubes, for boilers		4,986		7,331		8,636		6,590		4,175
Wrought or steel tubing		1,972		5,209		3,187		12,117		4,402
Jewellery		23,154		17,856		21,924		23,062		26,732
Knife brick, polish of all kinds, washing soda and lye		18,656		15,549		15,300		19,910		19,619
Leather :—										
Unmanufactured—										
Grain, buff or pebbled		27,153		46,021		25,155		23,626		23,626
Harness leather		6,600		7,781		6,687		7,884		3,453
Leather for further dressing ... Lbs.	96,391	23,148	113,131	26,467	82,382	18,643	89,154	22,975	91,507	23,593
Sole		140,173		141,896		152,717		175,775		175,790
Upper, Japanned, patent, &c.		29,984		26,367		23,187		46,156		45,263
Manufactured—										
Boots and shoes, gaiters, leggings &c.		125,162		97,808		120,658		143,723		134,163
Harness and saddlery		5,491		4,932		6,202		5,136		7,074
Lines and twines		106,289		90,793		88,305		42,458		79,130
Machinery :—										
Locomotives and automobiles		27,170		46,479		41,694		96,803		58,879
Machinery for mining purposes		179,345		228,685		141,123		176,914		231,696
Machinery for local industries		49,285		14,155		25,620		27,221		18,044
Motor engines		691		1,807		16,978		15,898		25,669
Radiators, electric light material, &c.		34,762		17,849		17,041		11,201		65,551
Typewriters, sewing and knitting machines		101,318		82,053		83,883		149,266		111,871
Wool cards, spinning wheels, steel propellers		3,445		9,298		7,285		9,101		10,758
Manures		7,841		6,119		7,431		6,546		5,886
Matches		3,583		6,132		4,921		5,619		5,392
Material for sheathing vessels		4,796		8,630		13,091		3,465		4,537
Medicines		86,719		86,829		89,660		133,269		140,256
Molasses ... Galls.	1,239,969	275,127	1,262,356	268,403	1,186,173	322,966	1,312,222	310,393	1,512,617	333,139
Musical instruments		27,713		23,749		17,337		18,580		21,219
Nails—Cut, pressed and wire ... Lbs.		26,778	1,159,131	33,124	1,263,148	27,770	482,457	11,896	291,115	7,413
Shoe tacks, brads, sprigs and shoe nails ... "		2,218	55,600	2,564	62,108	3,692	73,459	4,559	75,396	1,671

Wrought, handmade, horse-shoe and galvanized	Lbs.		15,693	339,603	11,188	306,741	9,162	362,465	10,524	272,650	9,301
Nets, nettings, traps, seines for fishery			26,797		21,410		16,049		16,771		20,758
Oilcake, meal and cattle feed			62,992		104,196		92,267		96,016		85,056
Oiled clothes			18,941		32,271		28,467		30,041		40,689
Oils—Gasolene, naptha, benzine &c	Galls.	15,842	14,026	18,823	4,682	21,133	1,641	29,858	6,206	51,064	9,852
Kerosene	"	945,014	113,194	1,074,616	135,747	951,912	118,317	1,109,886	137,137	1,104,016	114,228
Linseed, spirits of turpentine, &c			69,374		74,153		60,479		72,404		92,950
Lubricating	Galls.	21,964	4,744	50,470	12,632		10,857		23,294		23,470
Oils and lard for butterine			257,097		299,391		397,806		384,838		358,184
Packages			13,707		25,517		22,985		25,193		26,342
Paints and colours			103,140		103,131		81,128		102,674		130,522
Paper hangings and borderings			21,639		30,023		17,983		28,269		30,766
Perfumery			1,517		4,597		4,459		5,468		5,648
Plants—Trees, shrubs, seeds for agricultural purposes			7,208		9,490		9,394		13,495		12,457
Provisions:—											
Butter	Lbs.	476,526	107,656	448,026	106,051	418,951	97,601	381,548	89,691	108,871	92,810
Butter and oleo	"	64,850	8,191	40,759	5,086	66,426	9,169	87,876	11,499	46,594	6,267
Cheese	"	377,296	47,810	396,223	50,009	316,503	40,074	337,312	40,786	409,374	49,042
Eggs	Doz.	26,375	5,935	36,805	8,593	42,111	11,198	29,047	6,941	41,939	10,537
Lard, lard compounds and cottolene			4,015		4,195		5,084		5,025		9,419
Meats—											
Bacon, hams and tongues	Lbs.	515,569	69,548	488,609	56,424	477,308	57,168	489,909	68,032	423,288	60,714
Beef, salted in barrels	Bbls.	33,342	305,041	30,075	339,330	29,851	388,873	31,486	410,185	36,844	572,220
Canned and preserved			35,704		12,409		22,649		31,558		37,685
Fresh meats	Lbs.	559,764	37,903	596,458	43,754	475,067	33,555	496,388	39,165	587,774	53,750
Pigs' heads, feet, hocks and jowls	Bbls.	1,211	14,952	4,286	51,607	1,297	50,789	2,770	38,682	4,692	71,999
Pork, salted in barrels	"	25,400	416,466	37,215	575,858	25,649	421,299	21,210	535,269	24,616	489,691
Poultry and game	Lbs.	106,793	17,592	109,426	16,810	96,219	15,398	99,523	17,582	114,323	22,029
Sausages	"	64,483	4,803	95,944	7,201	84,413	6,638	82,191	7,220	130,877	12,222
Printing material, presses, types, &c			20,793		44,936		27,698		30,379		30,806
Salt			101,737		142,865		111,388		105,835		92,505
Settlers' effects			30,206		40,155		33,565		36,567		35,779
Soap, all kinds			40,560		45,862		49,407		55,919		62,789
Spirits—Brandy	Galls.	6,413	8,655	6,713	9,511	5,967	8,149	8,155	8,410	8,022	11,793
Rum	"	60,402	20,425	59,135	21,469	62,072	27,874	62,645	24,454	69,010	23,137
Whiskey	"	23,919	37,232	21,798	34,109	21,221	35,121	26,004	43,321	24,213	40,879
Stationery			118,000		116,468		122,614		142,546		141,053
Sugar											
Brown, yellow, not granulated	Lbs.	382,326	9,609	836,353	24,963	618,203	17,483	892,811	23,451	778,470	22,295
Loaf, cut loaf and cube	"	87,845	2,811	95,411	3,573	60,956	2,193	70,370	2,903	109,640	4,020
White and granulated	"	4,769,021	135,082	5,675,658	169,975	5,566,233	165,530	5,834,334	188,226	6,619,906	218,205
Tar			19,697		20,143		16,188		24,336		17,954
Tea	Lbs.	837,985	132,746	1,092,040	187,898	1,135,164	177,120	1,154,632	180,910	1,144,495	179,803
Textiles and apparel—											
Blankets, quilts, carpeting, rugs, floor-cloths, linen, wool goods and gloves			376,462		368,989		388,716		432,036		416,814
Canvas, sails and tarpaulins			64,917		55,876		44,097		65,996		52,170
Cotton fabrics			262,250		252,688		242,622		323,935		343,736

NEWFOUNDLAND (including Labrador).

TOTAL Quantities and Values of the Principal Articles of Merchandise Imported, &c,—*Concluded.*

ARTICLES.		1906–7.		1907–8.		1908–9.		1909–10.		1910–11.	
		Quantity.	Value.	Quantity.	Value.	Quantity.	Value.	Quantity.	Value.	Quantity.	Value.
			$		$		$		$		$
Textile and apparel—*Con.*											
Flannels and serges		.....	26,891	.....	27,272	.....	16,299	.....	18,737	.....	24,813
Ready-mades and collars and cuffs		.....	206,381	.....	183,518	.....	181,155	.....	215,293	.....	236,053
Smallwares—											
Dressed feathers, ribbons, velvets and lace		.....	180,932	.....	157,636	.....	164,101	.....	184,000	.....	171,458
Sewing cottons, thread and buttons, pins and needles, boot and shoe laces		.....	51,169	.....	53,519	.....	52,665	.....	65,742	.....	62,774
Tweeds, cloths, doeskins, felt cloth, &c		.....	162,763	.....	133,968	.....	138,674	.....	160,355	.....	178,840
Women's dress goods, coat linings, wincey, &c		.....	129,767	.....	123,744	.....	168,305	.....	127,853	.....	133,863
Tinware—Agate, granite, steel hollow-ware		.....	23,255	.....	20,118	.....	22,334	.....	19,501	.....	24,849
Tobacco—Cigars	No.	681,275	12,932	680,000	12,755	462,825	9,488	630,775	15,063	490,878	12,614
Cigarettes	"	2,490,500	8,427	2,641,560	8,489	2,831,750	9,473	3,703,650	11,671	967,263	4,281
Leaf	Lbs.	505,170	37,981	360,445	38,827	345,982	50,046	164,389	16,041	447,026	59,603
Manufactures	"	390,773	78,167	412,609	92,598	411,011	98,204	423,450	107,420	238,475	65,488
Tobacco pipes		.....	6,641	.....	9,875	.....	8,547	.....	11,805	.....	10,812
Trunks and valises, carpet bags, purses, satchels, &c		.....	6,065	.....	5,524	.....	5,809	.....	7,861	.....	9,991
Twines for sailmaking, &c		.....	3,306	.....	3,065	.....	3,716	.....	5,022	.....	2,983
Vegetables											
Cabbage	Lbs.	351,233	8,842	570,727	10,306	410,198	9,758	401,361	8,914	113,929	8,762
Onions, squash, cucumbers, pumpkins, &c		.....	13,459	.....	14,403	.....	15,875	.....	15,985	.....	17,081
Potatoes	Bush.	18,259	20,454	74,342	35,691	94,855	35,083	72,928	27,554	70,304	31,957
Turnips, beets, carrots and parsnips	"	9,465	3,670	14,472	5,805	14,099	1,589	12,393	3,396	10,267	3,352
Wines	Galls.	18,365	36,903	12,034	18,011	9,587	15,340	14,390	31,362	15,407	24,862
Wood and mfrs. of											
Laths and shingles	No.	747,000	1,847	952,000	2,338	1,010,500	2,391	975,000	2,619	878,000	2,203
Lumber	Feet.	1,093,990	30,252	1,423,521	30,839	1,203,916	29,309	1,561,611	36,640	1,170,105	30,866
Staves and headings		.....	14,915	.....	32,700	.....	23,697	.....	30,637	.....	27,747
Woodenware		.....	24,305	.....	22,605	.....	22,184	.....	20,610	.....	22,681
Yarn		.....	30,703	.....	31,483	.....	27,666	.....	35,973	.....	32,453
All other articles		.....	189,010	.....	198,859	.....	158,810	.....	306,475	.....	1,163,184
Total imports (mdse)		.....	10,125,190	.....	11,073,401	.....	11,210,715	.....	12,687,643	.....	13,277,466
Coin and bullion		.....	300,850	.....	442,710	.....	161,622	.....	112,053	.....	106,441
Total imports		.....	10,426,040	.....	11,516,111	.....	11,402,337	.....	12,799,696	.....	13,383,910

NEWFOUNDLAND (including Labrador).

TOTAL Quantities and Values of the Principal Articles of Merchandise Exported during the Years ended June 30, 1907 to 1911, inclusive.

ARTICLES.	1906-7.		1907-8.		1908-9.		1909-10.		1910-11.	
	Quantity.	Value.	Quantity.	Value.	Quantity.	Value.	Quantity.	Value.	Quantity.	Value.
		$		$		$		$		$
Coal ... Tons	160	800	25	115	25	200	90	280	...	...
Fish:										
Cod, dry salted ... Qtls.	1,122,445	7,873,172	1,509,269	7,820,092	1,732,387	7,398,536	1,502,269	7,307,778	1,182,720	6,544,604
Herrings, frozen ... Bbls.	22,817	76,851	39,241	121,871	25,433	57,876	23,719	52,241	33,072	89,661
" pickled ... "	66,792	222,977	60,598	181,314	43,756	127,887	56,534	156,587	73,897	205,996
Lobsters, canned ... Cases	26,999	383,767	26,060	418,605	25,826	343,619	26,058	337,835	23,803	360,495
Salmon, pickled ...	...	73,660	...	41,354	...	34,345	...	56,845	...	55,163
Furs ...	...	137,850	...	102,132	...	45,292	...	86,310	...	111,263
Lumber ... Ft.	18,614	326,581	16,235	236,914	6,026	81,759	7,707	144,666	6,085	125,279
Oil, cod, unrefined ... Tuns	4,890	358,713	4,789	353,902	5,195	367,908	4,873	352,549	3,391	300,940
Oil, cod liver ... Galls.	51,547	31,735	48,015	26,280	93,780	31,604	44,307	26,464	83,999	58,607
Oil, seal ... Tuns	5,351	447,967	3,367	308,997	2,861	252,262	5,232	459,814	3,873	385,250
Oil, whale ... "	2,214	173,044	1,980	174,257	1,796	134,526	2,015	147,340	1,620	144,991
Ores:										
Copper ... Tons	55,890	278,950	54,067	275,960	40,279	220,895	37,036	197,709	42,131	231,693
Iron ... "	809,700	890,670	943,460	1,037,806	880,120	968,132	1,059,880	1,165,867	1,175,185	1,292,702
Iron pyrites ... "	29,805	184,140	20,451	135,186	...	...	...	...	5,448	26,290
Skins, seal (undressed) ... No.	164,509	194,300	115,890	140,137	371,968	433,620	372,501	460,220	221,651	275,287
All other articles ...	...	444,313	...	440,337	...	349,842	...	869,912	...	1,767,236
Total exports (mdse) ...	...	12,099,457	...	11,815,259	...	10,848,303	...	11,822,417	...	11,975,457
Coin and bullion ...	...	1,704	...	510	...	610	...	2,580	...	290
Total exports ...	...	12,101,161	...	11,815,769	...	10,848,913	...	11,824,997	...	11,975,747

NEW ZEALAND.

VALUE of the Total Imports and Exports from and to each Principal Country during the Years ended December 31, 1906 to 1910, inclusive. *(Including Coin and Bullion.)*

Imports.					Countries.	Exports.				
1906.	1907.	1908.	1909.	1910.		1906.	1907.	1908.	1909.	1910.
$	$	$	$	$	*British Empire.*	$	$	$	$	$
13,815,715	50,019,692	50,816,940	45,200,558	51,094,018	United Kingdom	68,362,923	80,462,998	63,966,396	78,806,849	90,681,171
13,506,517	15,220,755	13,828,273	13,452,499	11,482,379	Australia	14,028,273	10,810,125	10,235,383	9,334,825	9,785,655
1,490,110	1,869,369	1,758,628	1,871,482	1,999,597	British India	24,396	27,769	4,453	17,486	17,677
1,382	4,662	24,747	29,487	34,378	Cape Colony	61,850	79,180	153,641	293,114	135,123
921,202	1,071,163	1,025,285	1,121,761	1,209,250	Ceylon	277,434	545,182	516,991	654,907	628,379
764,495	1,047,462	1,305,528	965,469	1,272,157	Dominion of Canada	145,100	379,673	117,018	880,714	782,765
1,839,843	3,044,801	2,714,184	2,872,374	2,823,075	Fiji	296,628	279,945	351,072	335,902	429,877
131	375	5	.....	5	Gibraltar	.....	31,697	62,060	40,184	47,596
83,040	73,964	84,651	82,037	98,856	Hong Kong	58,546	56,541	34,076	49,217	81,866
95,450	125,526	41,026	82,630	71,335	Malden Islands	691	3,090	1,173	2,487	579
.....	5	243	277	.....	Mauritius	.....	.....	5	10	20
350	257	1,806	574	1,597	Natal	369,069	230,105	266,119	299,354	81,613
208,868	221,623	263,540	29	.....	Straits Settlements	17,627	657	185	92	83
4,309	18,967	65,820	288,490	313,695	Other British Possessions	8,178	12,909	8,463	14,174	20,880
62,731,412	72,718,621	71,930,676	65,967,667	70,400,342	Totals, British Empire	83,650,715	92,919,871	75,717,065	90,729,345	102,692,687
					Foreign Countries.					
.....	39	24	.....	5	Argentine Republic	6,555	23,228	3,801	321	16,644
39,279	69,350	58,614	14,272	49,139	Austria-Hungary	1,737	92	1,460	740	15,179
566,280	552,367	509,282	373,312	490,312	Belgium	16,842	74,173	59,475	55,290	123,603
16,660	16,191	31,091	36,509	48,759	China	336	1,679	448	6,249	13,651
5,105	6,765	20,182	25,856	35,726	Denmark	38,193	31,200	92	2,380	16,474
386,179	426,685	502,259	431,994	619,186	France	255,699	154,473	51,641	230,942	226,436
1,639,872	1,711,285	1,895,717	1,595,522	1,906,735	Germany	267,433	323,579	195,596	379,449	1,002,197
105,563	190,861	91,936	135,244	145,733	Greece	.....	.....	.....	.....	.....
149,713	174,177	214,216	227,307	283,186	Holland	200	1,299	39	2,248	1,168
484,978	458,917	429,293	422,743	501,816	Japan	22,863	7,139	720	633	3,149
363,710	80,601	472,354	335,522	369,697	Java	.....	.....	5	24	277
113,641	128,124	109,894	111,689	162,926	Italy	.....	326	370	92	4,278

28,845	30,070	58,059	94,632	90,199	Norway		9	73	127	131
184,110	211,471	242,530	189,751	340,131	Pacific Islands	613,842	617,789	631,562	906,981	1,000,674
73,905	80,096	62,999	62,678	61,023	Philippine Islands	3,407	15	18,289	7,909	2,395
63,111	80,889	71,775	172,888	207,943	Sweden		774	63	1,080	3,888
53,747	72,741	75,467	49,927	59,232	Switzerland	49	122	131	307	23,311
6,811,467	6,937,899	8,000,493	5,674,840	6,812,053	United States	3,128,254	3,175,106	1,588,553	3,332,742	2,694,201
			229		Uruguay	11,953	26,986	1,125,680	21,296	74,952
181,851	260,107	247,056	334,050	400,227	Other Foreign Countries	14,922	11,064	16,771	12,225	28,388
11,297,416	11,488,635	13,096,239	10,315,965	12,581,028	Totals, Foreign Countries	4,412,285	4,749,053	3,694,739	4,959,035	5,250,996
62,731,412	72,718,621	71,930,676	65,967,667	70,400,342	Totals, British Empire	83,650,715	92,919,871	75,717,065	90,729,345	102,692,687
74,028,828	84,207,256	85,026,915	76,283,632	82,984,370	Grand totals	88,063,000	97,668,924	79,411,804	95,688,380	107,943,683

NEW ZEALAND.

TOTAL Quantities and Values of the Principal Articles of Merchandise Imported during the Years ended December 31, 1906 to 1910, inclusive.

ARTICLES.	1906.		1907.		1908.		1909.		1910.	
	Quantity.	Value.	Quantity.	Value.	Quantity.	Value.	Quantity.	Value.	Quantity.	Value.
		$		$		$		$		$
Acids ... Lbs.	679,245	59,354	785,498	80,587	862,559	101,402	854,820	79,196	1,210,086	101,951
Alkali ... Cwt.	111,366	804,766	67,631	163,350	59,876	147,153	58,644	137,177	69,042	170,289
Animals, living	...	103,626	...	135,449	...	97,698	...	108,512	...	153,844
Apparel and slops	...	3,334,615	...	3,746,152	...	3,770,830	...	3,622,257	...	4,113,311
Arms, ammunition and explosives	...	469,332	...	667,069	...	692,511	...	709,740	...	666,646
Bags and sacks ... Doz.	454,830	591,271	490,867	763,950	552,210	784,886	686,888	879,431	860,367	1,030,580
Beer ... Galls.	250,802	222,533	296,029	266,713	288,397	267,496	250,116	226,513	274,276	258,352
Belting—										
Leather ... Lbs.	28,896	18,231	32,251	22,187	34,886	23,705	39,553	27,073	39,831	29,020
Other	...	100,609	...	117,111	...	122,469	...	107,851	...	154,828
Beverages, non-alcoholic	...	96,311	...	92,043	...	94,510	...	99,114	...	111,407
Bicycles and tricycles ... No.	13,910	348,901	12,466	280,909	8,486	165,870	6,589	111,354	9,157	151,543
Bicycles and tricycles, materials for	...	622,524	...	621,911	...	729,678	...	627,222	...	860,908
Bicycles and tricycles, motor	...	...	...	...	...	15,247	...	23,876	...	39,561
Bicycles and tricycles, motor, materials for	...	...	...	...	...	21,302	...	14,138	...	27,214
Biscuits ... Lbs.	90,345	46,133	91,503	19,915	150,660	26,937	162,272	27,574	140,819	28,713
Blacking	...	100,409	...	103,285	...	97,523	...	113,456	...	137,858
Black lead	...	20,802	...	30,412	...	24,698	...	25,316	...	31,560
Blue	...	30,100	...	36,836	...	33,575	...	31,258	...	42,505
Books, &c., printed	...	863,877	...	896,075	...	1,008,772	...	913,425	...	1,038,197
Boots and shoes ... Doz. prs.	126,274	1,460,652	120,555	1,415,159	111,772	1,345,283	98,072	1,206,345	104,271	1,271,791
Brass ... Cwt.	...	114,493	...	82,612	2,081	41,770	1,802	35,902	1,886	34,071
Brushes, brushware and brooms	...	112,906	...	186,189	...	227,478	...	167,447	...	198,161
Brushes, brushware and brooms, materials for	...	49,151	...	45,936	...	48,657	...	44,175	...	55,791
Candles ... Lbs.	2,865,476	236,140	2,356,371	202,103	1,989,065	175,648	2,557,817	214,571	2,336,410	184,738
Canvas	...	295,713	...	323,950	...	319,248	...	287,459	...	291,056
Carpeting and druggeting	...	344,044	...	375,917	...	312,978	...	300,045	...	357,568
Carriages, &c.—										
Carriages, carts, drays and wagons ... No.	310	45,474	300	32,509	230	76,786	193	17,170	233	22,795
Carriages, carts, drays and wagons, materials for	...	265,720	...	355,616	...	387,158	...	255,314	...	337,460
Motor vehicles, bodies for ... No.	...	...	...	...	581	161,831	403	116,198	726	200,750
Motor vehicles, chassis for ... "	410	321,453	625	725,581	619	805,969	449	559,818	772	876,316

Motor vehicles, materials for			67,009		204,488		211,972		172,698		282,165
Cement	Bbls.	156,571	319,005	239,978	517,623	152,543	333,210	114,869	228,520	131,701	255,480
Chains, and chain cables	Cwt.	7,644	40,597	10,569	60,663	11,477	64,766	7,947	46,929	12,711	67,724
China, porcelain and parianware			190,978		244,881		212,318		159,733		199,484
Clocks	No.	50,417	78,932	67,528	98,885	75,395	101,591	58,104	72,644	77,169	91,235
Coal and charcoal	Tons	207,567	949,686	220,749	1,038,435	287,868	1,336,410	258,543	1,247,020	232,551	1,129,821
Cocoa and chocolate	Lbs.	502,069	249,349	637,749	315,005	549,490	285,931	453,684	226,159	567,057	283,707
Cocoa beans	"	233,939	32,217	266,257	51,835	332,336	65,038	250,006	36,359	375,444	51,922
Cocoa butter	"	185,159	42,855	257,110	63,038	375,914	78,490	420,202	79,721	298,112	51,012
Coffee	"	249,621	41,828	198,227	33,867	263,384	44,775	240,960	38,729	282,723	45,105
Coke	Tons	3,506	32,986	4,391	13,090	3,896	34,956	3,552	31,327	2,714	23,973
Combs			46,783		46,803		31,580		19,627		31,823
Confectionery			251,733		310,318		388,646		319,579		384,000
Copper	Cwt.		131,502		187,926	9,224	196,647	6,158	128,110	7,299	136,728
Copra	Tons	223	15,291	221	22,207	361	24,231	472	34,782	1,635	159,855
Cordage	Cwt.	17,790	209,169	20,137	242,223	24,799	304,366	17,086	194,978	19,988	237,328
Corks, cut			58,896		74,509		82,869		70,571		79,433
Cotton —											
Piece goods			2,980,094		3,523,423		3,948,793		3,623,817		4,237,961
Waste	Cwt.	5,197	41,245	6,269	54,132	6,421	47,528	5,406	39,322	5,653	40,413
Wick	Lbs.	97,663	19,813	118,232	27,779	108,038	27,219	129,361	28,708	132,239	32,456
Drapery			2,674,915		2,989,988		2,589,309		2,404,261		2,771,703
Drugs, chemicals and druggists' wares			1,813,456		1,868,244		1,918,294		1,818,654		2,024,017
Dyes			75,136		88,019		78,903		75,862		79,934
Earthenware			369,049		507,822		549,933		419,871		498,726
Engine packing			57,621		77,151		76,421		72,927		89,630
Essences			39,736		43,892		52,665		40,427		53,236
Fancy goods and toys			829,908		984,628		1,218,739		1,023,260		1,139,374
Felt sheathing			49,251		66,085		53,290		25,151		27,833
Fish											
Dried, pickled or salted	Cwt.	1,983	18,318	1,754	17,612	2,358	22,163	2,153	19,297	1,733	18,868
Potted and preserved	Lbs.	2,244,567	247,441	2,492,268	301,514	2,944,070	356,634	2,297,329	288,194	2,400,856	315,155
Fishing tackle			33,103		37,479		33,838		28,421		27,112
Floorcloth and oilcloth			469,857		542,006		601,816		479,400		609,574
Foods, animal			33,351		96,222		20,372		20,961		97,085
Foods, farinaceous			193,401		295,616		276,475		286,695		321,317
Fruits—											
Fresh											
Apples, pears, plums	Lbs.	2,616,013	128,120	2,293,640	147,552	2,064,247	145,737	2,217,839	139,752	3,164,987	183,721
Other	"	22,474,096	634,030	26,733,272	772,734	20,920,166	739,320	21,332,429	665,532	14,867,220	543,456
Dried	"	8,310,984	485,854	12,166,021	821,138	10,472,356	629,766	11,204,285	598,225	12,184,697	737,655
Preserved and bottled	Doz.	83,676	99,460	126,184	173,871	153,156	180,183	144,832	126,163	151,348	158,069
Furniture, cabinetware and upholstery			383,591		467,692		575,410		302,152		362,425
Furniture, knife and plate powder and polish			39,337		143,736		51,864		43,839		52,009
Furs			58,137		104,799		70,858		57,266		65,325
Gelatine and isinglass			42,359		46,559		51,066		53,378		55,621
Glass and glassware			855,739		936,815		1,073,231		788,585		898,517
Grain and pulse —											
Oats	Cntls.	19,042	35,152	116,228	180,083	33,400	62,537	245	453	2,102	3,178
Rice	Cwt.	79,598	255,227	66,719	218,459	70,627	225,769	74,408	218,163	76,145	809,758

NEW ZEALAND.

TOTAL Quantities and Values of the Principal Articles of Merchandise Imported, &c.—*Continued.*

ARTICLES.		1906.		1907.		1908.		1909.		1910.	
		Quantity	Value.	Quantity.	Value.	Quantity.	Value.	Quantity	Value.	Quantity.	Value.
			$		$		$		$		$
Grain and pulse—*Con.*											
Other, unprepared	Cntls.	46,757	97,348	95,667	168,966	49,054	108,842	64,173	122,149	19,571	50,535
Flour	"	19,097	36,106	99,827	210,824	290,526	662,149	105,562	237,012	61,560	130,840
Other, prepared			32,942		50,886		63,811		54,093		48,958
Grease	Cwt.	4,521	17,710	6,470	24,727	6,352	24,192	5,233	20,358	6,681	27,404
Grindery			116,002		158,098		233,678		218,114		247,145
Haberdashery			589,251		670,967		725,493		585,601		666,621
Hardware, holloware and ironmongery			1,703,454		2,066,742		2,202,682		1,597,459		2,031,356
Hats and caps			461,141		454,109		532,252		439,406		466,168
Hatters' materials			102,375		123,098		110,648		105,066		159,563
Hemp	Tons	279	57,431	406	75,244	424	53,728	426	52,317	511	57,957
Hides	No.	1,039	5,276	1,948	11,991	2,305	14,308	2,285	20,737	4,519	23,053
Hops	Lbs.	66,974	16,615	85,527	18,503	60,656	12,556	79,090	17,588	38,771	7,650
Hose, Canvas, Indiarubber, &c.							70,434		96,321		112,550
Hosiery			783,422		924,083		932,434		754,342		797,457
Indiarubber and gutta-percha goods			69,720		106,507		76,066		48,263		66,376
Ink			59,860		56,253		60,420		51,489		55,616
Iron and steel—											
Angle	Tons	885	32,831	669	28,771	1,808	69,554	1,039	36,077	1,368	47,285
Bar, bolt and rod	"	21,060	878,147	21,791	968,550	22,669	953,784	17,896	712,613	20,297	784,015
Bolts and nuts	Cwt.	25,184	131,999	30,176	164,021	33,462	173,092	22,604	111,608	29,896	149,358
Hoop, galvanized or not	"		115,213	52,874	136,384	58,707	140,292	54,338	123,239	53,897	118,698
Pig	Tons	10,624	222,275	9,723	221,755	11,283	233,526	9,767	190,987	10,107	204,561
Pipes and fittings	"	16,604	749,360	17,143	915,707	16,875	1,019,099	15,824	758,178	19,889	993,972
Rails	"	29,905	981,139	17,988	663,478	17,420	623,240	19,911	671,605	21,322	687,534
Sheet and plate	"	10,684	457,116	7,948	379,327	7,822	356,454	8,460	341,017	7,147	293,211
Sheet, galvanized or not	Cwt.	353,536	1,429,588	393,614	1,759,188	338,097	1,382,989	335,547	1,340,844	422,848	1,593,035
Wire, fencing	Tons	12,570	629,391	14,569	796,167	16,114	872,252	11,945	593,840	16,680	871,804
Wire netting			274,402		316,357		204,312		170,951		252,346
Wire, other	Tons	1,870	243,100	1,845	120,411	1,623	158,230	649	79,283	425	45,980
Unenumerated			351,987		240,200		204,195		120,761		143,699
Jams, jellies and preserves	Lbs.	644,694	69,394	803,569	94,000	727,584	77,779	554,766	58,921	744,240	73,681
Jewellery			59,539		88,734		93,610		53,347		51,630
Lamps, lanterns and lampwick			198,453		210,055		267,647		200,248		237,554
Lead			198,507		236,067		201,222		158,789		176,402

Leather —											
Unmanufactured			504,459			572,369			685,329		656,902		760,509
Manufactured			86,037			71,004			80,777		77,979		81,998
Linen													
Piece goods			171,530			226,690			316,173		240,511		368,796
Hessians and scrim			239,616			395,562			353,213		313,092		296,905
Machinery and machines —													
Agricultural (including agricultural implements)			596,981			549,437			721,882		582,380		642,790
Dairying			189,927			241,139			173,370		204,960		342,238
Electric			913,459			1,135,646			1,259,712		1,032,078		1,010,150
Engines —													
Gas and oil	No.	1,462	450,725	2,512	602,050	1,807	489,392	1,701	350,575	2,533	452,523
Steam	"	58	37,508	63	45,912	59	59,397	30	66,834	50	57,110
Portable and traction engines	"	72	134,271	75	142,885	65	132,135	41	97,095	61	140,077
Printing			240,273		285,956		240,724		167,419		145,319
Sewing	No.	11,987	196,025	11,067	183,157	12,774	239,323	11,849	271,186	11,718	255,062
Unenumerated			1,177,129		1,153,760		1,065,250		936,196		991,578
Manures	Tons	57,555	1,021,211	61,054	1,142,396	65,828	1,236,396	69,958	1,306,472	75,236	1,330,464
Marble			52,137		65,009		63,768		50,755		58,886
Matches and vestas			141,472		97,201		109,660		84,573		132,398
Mats and matting			60,459		63,452		64,999		59,208		61,417
Metals, manufactured, articles of —											
Meters, water, gas and electricity							109,310		103,217		144,180
Railway and tramway plant							457,043		258,206		288,978
Rivets and washers	Cwt.	11,829	52,638	13,486	63,583	12,482	59,300	8,306	41,975	12,479	56,142
Typewriters	No.	1,130	68,415	1,139	88,111	1,119	82,830	852	59,928	1,366	94,189
Unenumerated			729,289		1,049,964		1,299,249		1,027,207		1,069,907
Milk, preserved	Lbs	606,597	55,640	698,204	62,337	494,392	45,075	221,147	19,325	287,214	25,153
Millinery			289,352		298,604		320,404		362,133		385,916
Mouldings and panels							87,751		82,009		83,083
Musical instruments											
Harmoniums and organs	No.	517	51,962	499	32,028	434	29,487	341	21,384	473	26,912
Pianos	"	4,309	491,310	4,302	493,801	4,451	512,651	3,152	130,048	4,468	539,484
Unenumerated			109,895		138,272		101,241		65,788		82,881
Nails	Cwt.	89,965	256,327	94,431	292,808	103,561	330,767	75,511	222,042	120,464	341,796
Nuts			65,121		108,506		80,772		74,338		130,748
Oils —											
Castor	Galls	115,860	76,927	123,296	87,313	116,928	72,191	144,976	79,837	125,531	77,993
Essential			44,048		59,531		54,628		49,562		48,973
Linseed	Gall	293,726	161,685	351,881	212,089	332,861	196,579	343,724	201,246	372,710	297,189
Mineral											
Kerosene	"	4,615,216	678,647	3,653,951	714,684	5,292,808	912,225	3,938,180	628,019	5,459,159	882,628
Other kinds	"	245,492	92,584	104,052	155,928	1,779,923	440,589	2,188,181	146,897	2,430,064	515,647
Unenumerated			407,466		345,733		316,228		246,540		244,652
Optical, scientific, surgical, survey, &c., instruments			224,947		293,883		248,925		209,627		198,408
Paints and colours			487,781		580,773		573,269		520,465		594,288
Paper —											
Bags	Cwt.	6,285	48,789	4,545	33,030	3,945	26,046	4,892	29,156	7,223	41,221
Butter paper	"	4,448	35,454	6,723	54,098	8,311	65,574	6,790	50,876	7,896	53,640
Paper-hangings			195,066		200,263		207,072		184,996		232,514

NEW ZEALAND.

Total Quantities and Values of the Principal Articles of Merchandise Imported, &c.—*Concluded.*

Articles.		1906.		1907.		1908.		1909.		1910.	
		Quantity	Value.	Quantity.	Value.	Quantity.	Value.	Quantity.	Value.	Quantity.	Value.
			$		$		$		$		$
Paper—*Con.*											
Printing	Cwt.	156,721	617,310	191,497	738,784	221,271	825,401	192,184	743,018	218,249	832,502
Wrapping	"	9,254	49,246	8,965	48,034	11,506	60,658	11,586	58,935	17,893	86,831
Writing	"	24,052	198,682	33,913	272,066	32,915	256,618	25,512	194,161	31,276	227,342
Unenumerated		...	10,916	...	28,129	...	30,489	...	19,004	...	13,154
Perfumery		...	115,598	...	116,888	...	127,749	...	112,371	...	151,314
Photographic goods		...	177,775	...	158,799	...	164,956	...	210,372	...	182,976
Pictures, paintings, drawings, engravings and photographs		...	59,096	...	93,698	...	70,741	...	53,524	...	42,627
Plants, shrubs, &c		...	36,361	...	39,702	...	55,460	...	55,149	...	51,796
Plate and platedware		...	435,547	...	455,136	...	442,652	...	308,926	...	409,651
Portmanteaux and travelling-bags		...	42,310	...	50,760	...	56,521	...	38,242	...	42,402
Printing materials		...	77,706	...	100,068	...	111,856	...	72,581	...	68,055
Provisions		...	107,778	...	98,418	...	97,683	...	77,370	...	91,007
Resin	Cwt.	14,720	40,150	16,003	46,978	20,313	54,472	13,080	36,242	16,186	52,170
Rugs, all kinds		...	94,097	...	109,166	...	106,220	...	82,149	...	96,282
Saddlery and harness		...	304,585	...	358,109	...	360,201	...	318,401	...	315,063
Salt	Tons	16,396	172,290	18,893	210,050	20,073	213,524	18,563	216,552	22,641	282,573
Sauces, catsups, chutney and soy	Galls.	13,532	44,214	15,974	51,689	16,698	54,964	18,601	53,480	22,804	64,810
Sausage-skins	Lbs.	255,810	73,891	250,256	77,273	210,384	68,639	213,117	69,009	277,364	94,748
Seeds—											
Grass and clover	Cwt.	25,185	312,635	80,190	675,756	32,715	477,770	32,154	443,222	21,840	316,815
Unenumerated		...	156,424	...	366,313	...	230,086	...	160,965	...	170,387
Silks, &c		...	468,441	...	461,469	...	293,674	...	202,993	...	289,349
Slates, for roofing	No.	73,414	5,105	310,581	11,514	876,523	36,461	382,371	20,377	456,581	22,644
Soap		...	257,768	...	278,884	...	302,190	...	282,403	...	343,003
Spices	Lbs.	488,849	66,708	703,260	84,641	790,718	79,911	510,491	53,110	485,793	58,944
Spirits—											
Brandy	Galls.	77,473	164,815	77,406	180,679	81,895	188,525	69,519	161,286	74,868	177,117
Gin	"	99,600	121,336	99,131	122,743	104,648	130,572	96,775	123,526	114,069	144,676
Whiskey	"	570,632	1,014,548	567,984	1,047,009	607,915	1,080,819	573,207	1,022,652	646,578	1,153,483
Unenumerated	"	107,304	96,958	118,547	98,165	121,863	101,280	117,748	85,380	133,613	107,592
Starch	Lbs.	1,833,917	59,549	1,639,977	60,425	996,377	51,300	1,166,186	60,317	1,231,271	63,996
Stationery		...	851,516	...	904,402	...	1,001,842	...	861,088	...	921,688
Stone		...	61,043	...	54,141	...	66,893	...	49,358	...	67,777
Sugar—											
Unrefined	Cwt.	731,524	1,780,044	1,033,040	2,661,030	879,574	2,706,499	999,810	2,831,845	1,019,180	2,940,790
Refined and glucose	"	101,774	387,587	21,739	79,667	37,066	140,311	39,843	143,980	24,978	89,326
Sulphur	"	23,655	29,473	6,788	9,855	32,142	37,347	26,166	32,227	51,983	38,101
Tanning materials, crude		...	167,944	...	171,311	...	197,537	...	224,169	...	161,078

Tea	Lbs.	6,140,842	1,116,748	6,771,169	1,306,972	6,471,965	1,228,079	7,302,310	1,362,180	7,586,816	1,430,580
Textile piece goods, other than cotton, linen, silk or woollen		.....	410,815	.....	816,753	.....	1,838,783	.....	1,779,720	.....	1,855,606
Timber											
Logs, hewn	Sup. ft.	5,839,156	301,500	10,430,145	506,479	14,501,409	723,839	10,947,069	545,602	7,751,145	392,555
Sawn: Undressed	"	14,024,258	533,041	16,162,628	665,273	37,150,798	1,243,121	24,584,356	818,982	17,492,515	689,300
Dressed	"	167,947	17,817	114,384	15,311	175,786	19,691	158,591	14,079	275,595	23,944
Unenumerated		.....	109,223	.....	130,675	.....	173,847	.....	137,167	.....	150,171
Tin—											
Block	Cwt.	2,868	129,516	3,442	154,240	3,408	117,063	3,730	126,358	3,641	140,529
Foil	Lbs.	33,523	10,010	25,231	11,003	34,382	11,305	22,208	7,427	27,521	9,358
Sheet	Cwt.	55,057	213,973	55,813	253,685	74,863	306,902	72,539	278,597	66,928	280,476
Tinware		.....	69,900	.....	89,965	.....	77,604	.....	67,734	.....	76,261
Tobacco—											
Cigars	Lbs.	68,680	123,292	66,873	114,566	65,191	140,126	48,122	87,356	44,029	94,918
Cigarettes	"	353,576	511,813	421,538	607,545	366,426	535,139	369,399	520,869	500,183	761,341
Manufactured (including snuff)	"	2,045,898	963,775	2,250 123	1,086,766	2,146,347	1,079,888	2,101,222	1,108,315	2,408,895	1,315,674
Unmanufactured	"	41,950	9,330	13,928	3,090	21,534	5,455	15,501	4,370	18,771	5,416
Tobacco pipes and cases		.....	113,763	.....	146,472	.....	178,685	.....	105,495	.....	125,078
Tools and implements—											
Axes and hatchets		.....	49,747	.....	56,132	.....	111,244	.....	34,349	.....	22,269
Engineers, metal, wood, and stoneworkers' machine tools		.....	132,057	.....	138,739	.....	255,384	.....	207,500	.....	209,938
Spades, shovels and forks		.....	82,213	.....	83,001	.....	87,259	.....	40,773	.....	50,340
Unenumerated		.....	598,644	.....	602,484	.....	682,316	.....	123,926	.....	532,520
Turpentine and terebine	Galls.	131,966	120,066	121,476	94,681	115,644	85,643	80,153	52,375	113,971	92,958
Twine		.....	106,921	.....	103,383	.....	178,422	.....	142,140	.....	155,003
Umbrellas, parasols and materials		.....	137,479	.....	142,515	.....	122,936	.....	99,367	.....	126,066
Varnish, lacquers and gold-size	Galls.	55,794	124,815	60,105	131,454	51,700	115,297	41,912	92,851	49,315	107,826
Vegetables											
Onions	Tons	2,044	68,211	3,195	69,744	2,502	103,708	1,334	47,362	2,224	59,670
Potatoes	"	12,283	472,232	15,049	236,875	1,379	35,668	323	9,869	5,109	163,340
Fresh, dried or preserved		.....	17,213	.....	16,148	.....	13,198	.....	9,646	.....	10,200
Vinegar	Galls.	38,251	20,766	50,248	29,146	45,717	28,762	52,343	32,674	55,246	36,758
Watches	No.	48,950	90,870	46,783	103,582	66,532	115,997	38,816	55,256	45,247	50,924
Wax	Lbs.	1,525,381	98,311	1,864,044	119,126	1,836,063	122,426	2,063,257	126,105	3,047,452	161,632
Wines	Galls.	136,371	316,469	151,191	359,792	151,826	370,022	135,502	343,066	157,731	378,753
Woodenware		.....	332,058	.....	316,747	.....	191,985	.....	124,417	.....	216,129
Wool, raw	Lbs.	137,554	24,319	75,126	18,853	110,539	11,860	144,376	33,614	227,427	49,464
Woollens—Blankets	Prs.	15,663	22,689	15,533	26,275	14,387	29,580	8,682	15,369	6,064	11,607
Piece goods		.....	2,155,699	.....	2,115,457	.....	1,540,987	.....	1,094,323	.....	1,041,072
Wool packs	Doz.	41,347	271,117	63,356	366,543	46,854	268,533	46,593	234,403	54,855	279,463
Yarns		.....	82,047	.....	73,803	.....	72,275	.....	84,889	.....	66,600
Zinc	Cwt.	.....	113,481	.....	120,275	15,591	99,041	13,003	81,459	14,288	96,199
All other articles		.....	2,066,087	.....	3,324,891	.....	2,798,420	.....	2,341,744	.....	2,662,575
Total imports (mdse)		.....	69,608,762	.....	80,493,240	.....	83,936,188	.....	72,111,648	.....	81,508,018
Coin and bullion		.....	4,420,066	.....	3,714,016	.....	1,090,727	.....	4,171,984	.....	1,476,352
Total imports		.....	74,028,828	.....	84,207,256	.....	85,026,915	.....	76,283,632	.....	82,984,370

NEW ZEALAND.

TOTAL Quantities and Values of the Principal Articles of Merchandise Exported during the Years ended December 31, 1906 to 1910, inclusive.

ARTICLES.		1906.		1907.		1908.		1909.		1910.	
		Quantity.	Value.	Quantity.	Value.	Quantity.	Value.	Quantity	Value.	Quantity.	Value.
			$		$		$		$		$
Animals—Cattle	No.	477	20,270	322	16,809	183	9,178	299	16,805	227	15,461
Horses	"	557	124,699	641	111,335	404	190,841	1,607	270,641	5,650	814,656
Sheep	"	13,324	194,433	13,762	214,537	6,317	87,205	6,987	64,401	6,335	104,770
Apparel and slops		.....	33,711	.....	25,701	.....	28,358	.....	38,773	.....	48,851
Arms, ammunition and explosives		.....	4,088	.....	57,227	.....	9,216	.....	4,353	.....	4,487
Books, printed		.....	37,361	.....	52,993	.....	41,420	.....	45,815	.....	43,888
Butter	Cwt.	320,225	7,593,144	328,441	7,861,335	229,971	5,699,752	321,108	7,979,290	356,535	8,818,278
Carriages		.....	17,024	.....	81,122	.....	33,852	.....	47,553	.....	53,845
Cheese	Cwt.	131,206	1,659,543	236,833	3,223,471	280,798	3,812,688	400,607	5,379,565	451,915	5,817,482
Coal	Tons	142,101	599,072	129,030	558,766	100,502	417,783	201,790	895,811	277,464	1,263,975
Copra	"	537	44,438	677	67,792	395	27,132	800	65,461	1,957	200,302
Cotton piece goods		.....	24,372	.....	232,666	.....	73,035	.....	32,427	.....	23,345
Fish		.....	102,585	.....	112,873	.....	113,646	.....	137,225	.....	122,182
Flax—Phormium	Tons	27,779	3,777,048	28,547	4,049,397	17,403	1,928,602	14,318	1,493,935	20,645	2,182,281
Tow	"	5,520	178,149	6,885	319,497	3,846	117,930	2,974	85,093	4,501	156,244
Fruits		.....	6,750	.....	49,153	.....	17,092	.....	6,531	.....	12,142
Fungus	Cwt.	4,980	54,560	4,160	49,430	2,917	35,701	4,371	56,599	6,321	80,041
Grain:											
Barley	Bush.	78,682	94,958	69,740	89,284	48,375	59,753	209,437	154,059	42,928	41,264
Beans and peas	"	128,098	157,553	120,908	144,330	90,751	104,224	181,766	194,404	198,547	237,766
Oats	"	734,997	374,640	36,693	22,659	973,141	530,651	5,133,473	2,206,128	444,586	215,588
Wheat	"	61,199	48,253	1,374	1,586	1,385	1,674	1,419,217	1,488,722	1,294,328	1,054,397
Hair	Cwt.	996	33,726	855	25,340	997	29,468	1,094	33,614	1,251	34,261
Hides	No.	134,467	699,252	182,681	910,450	178,865	814,962	189,115	1,054,295	175,347	1,120,633
Hops	Cwt.	4,405	88,841	2,573	53,684	1,518	30,791	3,107	57,971	3,851	99,508
Kauri gum	Tons	9,154	2,542,765	8,708	2,822,122	5,530	1,814,284	8,250	2,689,796	8,693	2,263,214
Leather (unmanufactured)	Cwt.	6,485	217,804	7,726	280,022	6,117	196,452	5,638	171,214	4,383	124,693
Linen piece goods		.....	3,212	.....	32,816	.....	4,560	.....	632	.....	423
Machinery and machines		.....	190,082	.....	173,861	.....	128,110	.....	132,875	.....	157,130
Meats—Bacon and hams	Cwt.	1,268	21,701	1,642	29,833	1,986	37,243	1,364	24,440	2,700	43,221
Frozen	"	2,025,507	14,001,550	2,354,808	16,647,232	2,120,303	15,517,449	2,552,604	17,528,432	2,654,196	18,740,555
Preserved and potted	"	40,192	459,856	47,244	487,761	32,341	482,272	58,452	642,600	62,526	713,225

Metals, mfrs. of		.....	47,231	.....	4,936	.....	88,690	.....	86,028	.....	81,506
Metal, old	Cwt.	22,984	22,679	28,626	33,157	9,290	15,749	21,841	33,964	17,546	37,781
Minerals—Auriferous ore	Tons	1,186	67,841	1,244	71,297	654	34,033	182	11,923	100	7,485
Scheelite ore	"	55	16,581	137	75,365	68	29,468	58	20,747	113	73,340
Potatoes	"	219	11,315	202	6,779	225	8,517	594	13,972	519	17,817
Rugs		.....	20,533	.....	34,295	.....	29,477	.....	31,478	.....	41,517
Sausage skins	Cwt.	13,316	285,810	15,715	335,289	14,056	300,983	16,188	337,172	22,386	376,670
Seeds, clover and grass	"	50,849	435,226	37,791	437,586	16,493	183,609	72,372	469,658	56,273	570,354
Skins :—											
Rabbit	No.	6,454,738	246,672	5,513,900	261,617	7,148,625	323,774	7,533,137	435,727	9,103,954	646,162
Sheep (including pelts)	"	5,551,256	3,312,409	7,016,744	3,874,484	6,322,116	2,524,320	7,515,411	3,330,119	7,810,586	3,607,461
Soap		.....	31,434	.....	32,938	.....	30,358	.....	34,646	.....	37,054
Tallow	Cwt.	378,400	2,214,460	414,880	2,730,030	372,520	2,342,496	484,160	3,155,800	520,180	3,683,292
Timber of all kinds		.....	1,494,489	.....	1,529,102	.....	1,833,569	.....	1,649,795	.....	1,986,394
Wool	Lbs.	154,384,568	32,926,193	171,635,595	37,265,419	162,518,481	25,952,866	189,683,703	30,688,655	204,368,957	40,434,262
All other articles		.....	1,274,266	.....	1,384,602	.....	1,629,054	.....	1,615,724	.....	1,535,156
Totals exports (mdse)		.....	75,812,579	.....	86,941,380	.....	67,622,263	.....	84,914,748	.....	97,744,362
Coin and bullion :											
Bullion, gold	Ozs.	563,863	11,052,107	508,210	9,867,118	506,101	9,757,096	506,406	9,767,609	478,319	9,229,404
" silver	"	1,390,536	698,717	1,562,603	824,822	1,731,336	853,306	1,813,830	880,244	1,711,235	834,935
Coin		.....	499,597	.....	35,604	.....	1,179,139	.....	125,779	.....	134,982
Total exports		.....	88,063,000	.....	97,668,924	.....	79,411,804	.....	95,688,380	.....	107,943,683

NORWAY.

VALUE of the Total Imports and Exports from and to each Principal Country during the Years ended December 31, 1906 to 1910, inclusive.

NOTE:—Krone=26·8 cents.

Imports.					Countries.	Exports.				
1906.	1907.	1908.	1909.	1910.		1906.	1907.	1908.	1909.	1910.
Kroner.	Kroner.	Kroner.	Kroner.	Kroner.		Kroner.	Kroner.	Kroner.	Kroner.	Kroner.
95,669,500	104,778,800	94,400,200	89,321,600	102,695,300	....United Kingdom	95,428,800	95,051,500	91,730,200	85,144,900	91,252,900
202,900	248,300	501,200	428,500	2,980,400	...Africa	1,670,800	1,399,000	1,034,500	2,884,500	3,723,900
1,066,200	411,000	502,800	1,904,600	1,994,400	....Austria-Hungary	806,600	543,600	524,700	1,159,200	1,688,700
100	100	400	1,360,700	23,700	...Australasia.....	3,839,000	4,630,800	4,861,200	6,328,200	9,402,400
13,639,700	15,016,600	14,713,900	12,092,700	11,625,600	....Belgium.....	10,517,200	10,725,600	11,089,700	9,211,600	11,395,700
132,300	146,100	300	457,200	484,300	..British North America.....	.....	221,400	112,600	421,800	829,700
19,945,200	25,180,800	27,324,400	19,738,500	19,829,000	..Denmark.....	11,280,400	12,100,700	9,606,100	5,979,700	6,913,700
122,100	52,200	165,300	809,200	1,485,800	East Indies, China and other Asia	335,900	314,300	434,300	1,101,500	4,859,300
88,100	140,400	240,700	680,000	662,800	....Finland.....	163,700	129,300	357,800	986,800	755,800
6,010,400	6,641,900	7,270,800	9,472,300	11,497,200	...France.....	10,017,100	10,256,100	11,109,900	12,401,200	12,065,500
88,163,100	101,386,700	111,582,900	117,222,700	132,753,000	...Germany.....	36,387,200	39,852,300	37,482,300	46,565,100	57,438,400
110,000	106,100	134,800	232,700	220,000	...Greece.....	.....	500	.....	37,000	24,800
15,120,800	17,652,700	16,689,600	12,878,100	13,917,000	..Holland.....	24,367,700	23,602,300	21,477,400	8,390,500	11,091,800
5,625,500	3,801,300	1,686,600	1,984,900	2,927,300	..Iceland.....	1,763,700	1,561,100	1,687,900	1,353,100	1,260,900
2,100,300	2,111,700	2,020,000	2,951,700	3,009,500	...Italy.....	4,695,200	6,341,800	7,047,500	9,218,800	8,896,200
1,400	1,300	2,300	22,400	62,300	..Japan.....	643,000	636,800	46,100	477,300	401,500
.....	20,900	936,400	1,238,400	1,313,600	....Mexico and C. A. States.....	338,200	282,300	470,400	1,180,600	2,066,900
564,800	809,200	762,100	895,000	1,237,800	....Portugal.....	2,446,000	3,558,000	3,041,900	4,606,300	5,095,300
2,277,200	3,493,300	1,244,500	1,204,200	2,796,200	....Roumania.....	.....	.....	.....	20,200	57,400
31,146,300	33,909,900	26,673,600	27,803,600	23,893,700	....Russia.....	5,428,400	6,692,100	6,510,100	8,857,400	9,725,900
					South America					
1,299,100	1,132,500	2,477,600	3,238,300	2,523,500	.....Argentine Republic....	15,000	231,200	420,600	1,470,100	2,500,900
177,000	.....	2,700	1,781,900	1,911,800	.....Brazil.....	1,600	29,200	40,200	528,900	618,500
824,700	1,849,700	1,735,100	905,900	2,121,200	..... Other.....	82,800	75,700	10,000	1,586,500	1,697,900
2,615,000	2,745,600	2,929,900	3,141,200	3,344,600	....Spain.....	13,239,800	11,878,700	11,444,200	9,253,900	9,306,200
40,932,100	46,946,100	41,467,600	41,687,100	52,039,500	....Sweden.....	16,006,500	15,192,200	12,361,300	16,816,700	22,547,700
553,600	674,600	741,300	1,247,700	1,996,500	....Switzerland.....	.....	.....	.....	91,900	116,500
41,300	35,500	127,400	191,100	212,600	....Turkey.....	.....	400	25,700	226,700	200,500
14,352,600	14,545,300	18,103,800	28,306,500	28,785,800	...United States.....	5,447,200	7,089,400	6,161,500	18,986,200	27,024,500
600	24,500	.....	63,300	77,300	....West Indies.....	12,600	141,000	162,800	3,718,900	6,019,300
712,400	1,844,700	1,691,000	3,354,600	807,100	....Other Countries	988,300	263,600	825,700	2,320,500	751,700
343,524,300	385,707,800	376,129,200	386,616,600	429,228,800	..... Totals.....	245,922,700	253,100,900	240,076,600	264,326,000	309,730,400

NORWAY.

TOTAL Quantities and Values of the Principal Articles Imported (Merchandise only) during the Years ended December 31, 1906 to 1910, inclusive.

NOTE:- Krone = 26·8 cents. Kilog. = 2·204 lbs. Litre = ·2199 galls.

ARTICLES.	1906.		1907.		1908.		1909.		1910.	
	Quantity.	Value.	Quantity.	Value.	Quantity.	Value.	Quantity.	Value.	Quantity.	Value.
		Kroner.		Kroner.		Kroner.		Kroner.		Kroner.
Animals—										
Cattle.. . . . . No.	10,710	1,770,800	9,718	1,561,100	13,482	2,171,800	13,506	2,060,300	16,015	2,472,200
Horses. . . . . "	206	100,600	222	108,300	283	139,700	292	142,700	430	254,000
Other.....	.....	38,400	.....	41,300	.....	48,200	.....	43,300	.....	52,600
Butter.. . . . . Kilogs.	300,000	428,000	543,550	817,100	161,290	261,200	335,640	536,600	362,950	667,000
Cement..... "	11,675,860	356,100	16,646,780	566,000	44,990,660	1,529,700	57,768,020	1,646,400	20,099,900	522,[illegible]00
Cheese... . . . . "	263,370	342,400	276,490	387,100	267,850	348,200	258,720	336,300	282,100	366,700
Clocks and watches...	.....	889,600	.....	1,097,200	.....	1,152,100	.....	1,053,300	.....	1,125,500
Coal, coke and cinders. 1,000 kilogs.	1,544,000	21,901,000	1,749,416	30,281,700	2,072,481	31,821,500	2,095,610	30,193,500	2,159,716	30,785,500
Cocoa..... . . . . Kilogs.	718,049	1,088,300	718,256	1,357,900	615,682	842,400	900,455	1,007,700	987,032	1,075,000
Coffee.... ..... "	12,814,000	9,995,000	13,080,960	8,764,300	12,331,520	9,125,300	14,647,340	11,425,000	13,422,540	12,080,300
Cotton—										
Raw..... . . . Kilogs.	3,311,000	3,311,000	3,512,800	3,864,100	3,837,750	3,837,800	3,672,220	4,039,400	4,050,610	5,271,000
Yarn ... . "	1,545,000	2,828,000	1,719,668	3,442,900	1,533,323	2,879,200	1,711,944	2,991,800	1,623,934	3,323,200
Manufactures ... . "	2,829,600	9,517,000	3,164,658	11,068,800	2,846,657	10,315,300	3,054,352	11,103,900	3,209,408	12,098,900
Dyes and paints..	.....	2,327,600	.....	2,504,800	.....	2,754,200	.....	2,512,500	.....	2,714,400
Earthenware and stoneware	.....	1,252,400	.....	1,604,900	.....	1,568,900	.....	1,590,200	.....	2,021,100
Fish.... .... Kilogs.	25,533,284	5,775,200	24,458,602	4,995,300	12,127,877	3,290,700	10,290,606	2,257,200	10,895,110	2,732,000
Flax, hemp and jute										
Raw .... Kilogs.	5,902,600	3,617,000	5,321,390	3,488,200	5,709,890	3,163,300	4,573,250	2,574,400	5,088,670	2,917,100
Yarn .... "	1,106,183	1,954,500	1,193,163	2,259,200	1,107,164	1,933,700	824,431	1,418,800	1,053,371	1,776,100
Manufactures .... "	1,594,000	1,773,000	1,645,[illegible]61	1,832,000	2,123,230	2,003,100	1,901,901	1,824,500	2,703,060	2,380,800
Fruits.... . . . . "	10,481,265	3,261,500	12,481,029	4,343,700	13,344,845	4,315,600	14,859,547	5,111,100	15,534,824	5,950,100
Glass and glassware..	.....	766,300	.....	885,700	.....	944,000	.....	1,160,000	.....	1,300,400
Grain and grain products										
Barley . ..... Kilogs.	107,392,000	10,769,000	101,136,730	12,194,100	109,264,850	13,393,600	119,319,150	13,839,500	120,612,600	12,290,300
Corn or maize.... . "	18,120,800	1,667,100	48,931,860	5,137,800	20,303,150	2,274,000	24,329,870	2,700,600	19,683,860	1,938,900
Oats ..... "	953,940	102,100	16,111,710	1,949,5[illegible]0	16,261,540	1,951,400	12,724,140	1,361,500	14,078,810	1,407,900
Rye..... "	232,648,000	24,239,000	190,993,720	25,325,800	204,087,050	27,177,300	182,224,780	22,883,700	214,870,110	22,397,400
Rye meal .... "	20,479,000	2,630,000	25,191,720	4,229,500	28,662,360	4,561,300	40,778,790	6,039,700	45,234,760	5,331,400
Wheat. ... . "	20,844,000	2,731,000	15,002,280	2,280,300	22,555,440	3,608,900	21,886,190	3,611,200	22,372,890	3,199,300

NORWAY.

TOTAL Quantities and Values of the Principal Articles of Merchandise Imported, &c.—*Concluded.*

ARTICLES.	1906.		1907.		1908.		1909.		1910.	
	Quantity.	Value.	Quantity.	Value.	Quantity.	Value.	Quantity.	Value.	Quantity.	Value
		Kroner.		Kroner.		Kroner.		Kroner.		Kroner.
Grain and grain products—*Con.*										
Wheat meal . . . . . Kilogs.	42,051,000	7,023,000	50,196,750	9,738,100	56,250,690	11,250,200	48,780,930	10,731,700	48,658,530	9,829,000
Grease, tallow, &c . . . . . "	11,721,790	9,182,900	10,825,670	8,504,000	10,888,000	9,956,200	10,465,310	10,066,100	10,268,590	9,772,900
Gutta percha, crude . . . . . "	166,569	699,600	227,316	954,700	229,247	917,000	246,460	2,464,600	271,897	3,262,800
" manufactures	. . . . .	1,622,200	. . . . .	1,674,400	. . . . .	1,945,400	. . . . .	2,019,000	. . . . .	2,380,900
Hides and skins . . . . . Kilogs.	5,650,000	10,727,000	5,273,383	9,721,600	5,781,187	10,618,100	7,501,126	13,739,100	6,364,343	13,332,800
Lard . . . . . "	3,790,510	3,032,400	3,007,510	2,466,200	3,127,880	2,940,200	2,572,420	2,649,600	2,069,650	2,276,600
Machinery and locomotives	. . . . .	8,793,000	. . . . .	15,622,200	. . . . .	15,322,300	. . . . .	14,443,400	. . . . .	17,074,700
Manures . . . . . Kilogs.	40,072,609	1,547,700	45,681,972	1,917,800	41,996,870	1,905,700	41,367,650	1,697,900	44,728,700	2,108,400
Meats—Bacon and hams . . . "	5,220,270	4,188,400	4,768,670	3,829,000	4,009,490	3,138,900	1,585,700	1,561,100	1,483,520	1,590,200
Other meats . . . . . "	5,424,476	2,768,800	4,871,893	2,573,400	5,871,687	2,901,600	6,726,207	3,372,700	5,638,905	3,311,300
Metals:—										
Unwrought—										
Iron and steel . . . . . Kilogs	97,199,000	12,311,500	105,458,990	13,956,800	109,150,890	13,079,800	102,488,730	13,672,600	122,758,010	17,093,300
Other metals . . . . . "	5,441,664	4,268,200	7,510,519	4,942,800	5,106,039	3,317,800	4,372,944	2,889,300	9,256,989	5,212,400
Wrought and wares—										
Copper	. . . . .	2,565,800	. . . . .	3,116,300	. . . . .	3,185,700	. . . . .	2,962,900	. . . . .	3,468,700
Iron and steel	. . . . .	18,002,200	. . . . .	18,355,700	. . . . .	17,393,500	. . . . .	17,152,100	. . . . .	18,254,300
Other metals	. . . . .	990,500	. . . . .	1,217,300	. . . . .	1,608,000	. . . . .	424,900	. . . . .	1,569,400
Musical instruments	. . . . .	433,600	. . . . .	605,800	. . . . .	667,700	. . . . .	762,200	. . . . .	814,300
Oilcake and oilcake meal . . Kilogs.	17,379,900	2,259,400	18,707,820	2,619,100	20,582,670	2,881,600	17,423,660	2,474,100	19,000,310	2,736,000
Oils:—Cotton seed . . . . . "	1,867,500	821,700	4,204,130	2,102,100	5,230,450	2,615,200	5,074,520	2,892,500	4,908,240	2,944,900
Fish . . . . . "	3,789,280	1,250,500	3,115,480	1,246,200	2,993,710	958,000	6,637,420	1,924,800	8,358,210	3,176,100
Olive . . . . . "	1,203,670	1,143,500	1,281,860	1,217,800	1,878,460	1,784,600	1,125,900	1,576,300	1,580,960	1,739,100
Petroleum . . . . . "	41,560,910	3,430,100	44,230,810	3,669,000	64,680,080	5,977,800	63,042,180	5,474,700	64,926,800	5,384,300
Paper	. . . . .	4,019,400	. . . . .	2,544,600	. . . . .	2,209,900	. . . . .	2,275,200	. . . . .	2,466,700
Rice and sago . . . . . Kilogs.	5,965,340	984,000	7,275,590	1,114,200	7,768,654	1,225,500	8,141,610	1,317,000	7,496,230	1,286,000
Salt:—Cooking . . . . . "	167,298,200	2,057,800	163,458,400	2,124,900	177,348,700	2,128,200	164,195,300	2,086,100	172,803,530	2,118,600
Other sorts . . . . . "	12,753,861	1,548,200	16,881,675	2,123,100	19,461,983	2,104,400	21,167,941	2,229,000	23,083,673	2,170,600
Seeds . . . . . "	9,452,012	2,119,200	11,637,824	2,608,900	12,989,654	2,843,800	10,971,044	2,699,800	9,860,832	2,694,300
Ships	. . . . .	25,279,200	. . . . .	20,055,500	. . . . .	9,845,500	. . . . .	11,159,900	. . . . .	16,294,200
Silk manufactures	. . . . .	2,019,600	. . . . .	2,592,800	. . . . .	2,668,400	. . . . .	2,884,600	. . . . .	3,173,900
Spirits—Brandy . . . . . Litres	1,367,000	1,945,000	1,463,337	2,071,200	1,611,099	2,306,200	2,903,011	2,754,300	4,425,083	3,562,300
Sugar:—Raw . . . . . Kilogs.	25,630,000	5,382,000	27,325,950	5,738,400	28,128,210	6,469,500	30,886,360	7,412,700	33,172,090	9,372,200

Refined .... Kilogs.	10,822,000	2,706,000	12,178,520	3,044,600	11,367,970	3,069,400	13,873,320	3,884,500	12,702,470	4,961,800
Sulphur and flours of sulphur..... ... . "	11,465,110	1,146,500	11,441,740	1,027,000	12,281,020	1,105,300	10,292,670	926,300	10,279,490	925,200
Syrup..... .... "	13,637,483	1,636,700	13,954,194	,815,800	11,030,812	1,546,500	14,099,424	2,116,900	17,318,327	3,117,400
Tobacco Unmanufactured "	1,582,010	1,898,400	1,758,620	2,198,300	1,654,920	2,118,300	1,678,390	2,098,000	1,878,630	2,291,900
Manufactured... "	140,525	1,182,500	154,957	1,313,800	150,237	1,306,700	161,883	1,400,800	214,900	1,646,100
Vegetables.	.....	668,200	.....	497,400	.....	669,500	.....	561,900	.....	553,900
Wines..... Litres	2,389,000	2,553,000	2,593,036	2,935,700	2,505,393	2,879,900	2,806,965	3,225,100	3,284,646	3,787,500
Wood and manufactures of.	.....	11,575,500	....	8,356,700	.....	6,356,800	.....	7,395,300	.....	9,773,200
Wool :—										
Raw... .... Kilogs.	1,547,000	4,333,000	1,546,070	4,174,400	1,740,140	3,828,300	1,611,570	4,834,800	1,696,750	4,750,900
Yarn..... .. "	964,000	4,388,000	953,279	4,433,000	938,568	3,738,400	931,088	3,948,600	946,542	4,201,260
Manufactures.. ..... . "	1,264,000	9,528,000	1,330,670	10,493,100	1,290,430	9,879,500	1,399,117	11,228,500	1,514,058	12,205,500
Total value of principal and other articles imported.....	.....	343,524,300	.....	385,707,800	....	376,129,200	....	386,616,600	....	429,228,800

NORWAY.

Total Quantities and Values of the Principal Articles of Domestic Produce Exported (Merchandise only) during the Years ended December 31, 1906 to 1910, inclusive.

Note:—Krone=26·8 cents. Kilog.=2·204 lbs. Hectolitre=21·99 galls. Cub. metre=35·34 cub. feet.

Articles.	1906.		1907.		1908.		1909.		1910.	
	Quantity.	Value.	Quantity.	Value.	Quantity.	Value.	Quantity.	Value.	Quantity.	Value.
		Kroner.		Kroner.		Kroner.		Kroner.		Kroner.
Animals										
Horses ... No.	896	358,400	622	248,800	448	179,200	202	101,000	523	287,700
Other	.....	23,100	.....	26,600	.....	23,700	.....	14,700	.....	38,800
Bran ... Kilogs.	28,228,840	2,258,300	32,455,070	3,164,400	30,674,040	2,852,700	29,551,730	2,777,900	20,116,900	1,767,300
Butter ... "	2,213,000	3,397,000	2,059,580	3,060,900	2,293,120	3,850,100	2,167,430	3,730,600	1,803,670	2,859,600
Calcium carbide ... "	11,340,000	1,815,000	22,591,000	4,066,100	36,895,150	5,903,200	48,351,640	5,802,200	50,578,950	6,069,500
Cotton manufactures	.....	624,000	.....	578,300	.....	607,400	.....	403,400	.....	409,700
Earthenware and glassware	.....	762,600	.....	739,400	.....	439,700	.....	424,300	.....	434,100
Fish—										
Anchovies ... Hectols.	31,232	889,000	24,788	780,100	29,328	954,100	24,238	683,100	25,849	872,900
Cod, dried or split ... Kilogs.	53,697	31,108,000	51,831,160	29,117,800	61,427,640	30,138,000	69,498,580	30,591,600	59,806,710	32,191,400
Fish roes ... "	5,391,000	1,505,000	5,602,320	1,237,200	7,733,040	1,739,900	5,701,080	2,280,400	4,986,240	1,994,500
Fresh fish	.....	6,275,000	.....	7,714,500	.....	5,114,200	.....	7,214,200	.....	10,335,500
Lobsters ... No.	914,000	914,000	1,313,398	1,313,400	986,259	986,300	976,464	976,500	1,002,394	1,152,700
Salted fish, herring ... Hectols.	659,038	9,988,000	801,418	8,741,900	637,288	5,418,000	954,302	12,151,600	1,049,324	15,245,100
" other	.....	5,156,000	.....	5,454,000	.....	6,103,500	.....	7,990,600	.....	8,149,600
Hides and skins										
Calf ... Kilogs.	421,000	1,304,600	852,550	2,301,900	940,740	2,131,600	1,673,000	3,599,000	1,334,270	2,838,800
Seal ... "	156,000	132,800	183,626	183,600	268,556	214,800	349,732	314,800	513,026	564,300
Other	.....	4,068,400	.....	3,376,600	.....	2,998,500	.....	5,079,200	.....	6,208,700
Ice ... Kilogs.	.....	1,507,000	497,165,550	610,500	512,015,700	1,004,800	495,039,700	588,300	722,210,000	2,709,000
Machinery	.....	649,200	.....	607,000	.....	597,800	.....	872,600	.....	1,134,600
Manures ... Kilogs.	11,218,990	1,218,300	9,799,860	1,188,700	16,034,430	2,099,200	22,737,090	2,909,000	32,436,560	4,374,600
Matches, lucifer ... "	3,627,000	1,378,000	3,749,870	1,462,100	4,226,140	1,648,200	5,129,580	1,949,200	5,229,150	1,987,100
Metals—										
Unwrought ... "	21,319,966	4,072,000	24,484,269	5,799,300	17,638,522	3,123,500	25,227,000	4,375,400	31,331,986	6,612,000
Wrought and wares—										
Iron Nails ... "	6,787,000	1,503,900	5,878,740	1,270,900	4,839,490	1,046,900	5,186,800	1,012,500	6,877,600	1,392,100
Other	.....	421,900	.....	547,900	.....	657,300	.....	702,000	.....	897,800
Other metals	.....	31,600	.....	12,500	.....	44,600	.....	26,200	.....	19,200
Milk, condensed ... Kilogs.	11,719,770	6,279,800	11,194,350	6,018,900	12,183,120	7,102,300	14,095,480	7,316,300	14,297,700	8,435,600

Paper										
Packing ... . Kilogs.	10,679,000	7,037,500	46,474,460	7,947,100	49,502,310	7,474,800	59,568,680	9,709,700	63,080,410	9,714,400
Printing .... "	51,435,000	8,281,000	47,261,830	7,561,900	58,641,700	9,382,700	64,521,660	10,258,900	75,414,540	11,844,800
Other....	.....	1,034,700	.....	979,900	.....	802,800	.....	868,900	.....	890,800
Ships.....	.....	3,687,800	.....	4,443,700	.....	1,227,100	.....	4,019,000	.....	2,793,300
Sulphur..... .. ..Kilogs.	164,119,000	4,595,000	187,983,000	4,135,600	218,851,000	5,033,500	216,766,960	4,877,300	315,944,670	7,014,000
Train oil. .. ..Hectols.	146,548	5,519,000	127,747	4,904,400	170,419	5,990,500	156,907	5,590,500	158,556	7,699,900
Wood										
Over 19 decimetres										
Rough or planed..Cub. metres	640,782	20,441,000	583,700	20,429,500	438,117	15,684,600	492,638	18,129,100	439,939	17,861,500
Hewn in board, lath, &c. ... . "	490,799	12,743,000	394,538	10,004,500	299,468	7,658,100	274,814	7,686,600	233,973	7,469,700
Spars, stakes, pit props, &c. ....' "	266,617	2,905,000	247,580	2,940,300	205,914	2,537,400	149,679	1,902,900	151,768	2,028,600
Beam and other hewn wood.... "	113,309	1,713,000	114,965	1,701,600	98,510	1,403,300	88,808	1,359,900	86,537	1,272,400
Under 19 decimetres—										
Staves, pit props, split wood and firewood..... "	516,357	7,018,000	556,280	8,839,800	454,116	8,839,800	325,903	5,592,700	321,104	7,851,100
Wood pulp—										
Chemical process.....Kilogs.	130,340,000	18,921,000	126,522,570	18,155,300	130,325,740	17,287,600	144,125,710	18,141,600	165,951,500	23,438,500
Mechanical " ... "	375,287,000	13,062,000	430,082,450	16,563,600	464,289,720	20,285,100	457,749,100	16,953,800	469,848,720	16,034,800
Wool manufactures...	.....	75,000	.....	69,900	.....	50,800	....	81,200	.....	73,700
Total value of principal and other articles exported										
Produce of Norway	.....	214,856,400	....	219,971,800	....	211,247,900	.....	234,640,600	... .	267,856,800
" other countries....	.....	31,066,300	....	33,129,100	....	28,828,700	.....	29,685,400	.....	41,873,600
Total exports	.....	245,922,700	....	253,100,900	.....	240,076,600	.....	264,326,000	.....	309,730,400

NYASALAND PROTECTORATE (BRITISH CENTRAL AFRICA PROTECTORATE).

VALUE of the Total Imports and Exports from and to each Principal Country during the Years ended March 31, 1907 to 1911, inclusive.

Imports.					Countries.	Exports.				
1906-7.	1907-8.	1908-9.	1909-10.	1910-11.		1906-7.	1907-8.	1908-9.	1909-10.	1910-11.
$	$	$	$	$	*British Empire.*	$	$	$	$	$
1,000,815	670,884	551,875	409,939	824,555	United Kingdom	251,373	204,819	493,704	397,655	713,398
2,565	2,618	453	5	292	Australia	...	...	...	...	...
...	...	...	...	...	British East Africa and Aden	...	...	...	...	112
...	...	151	29	58	Canada	...	...	...	...	...
17,112	4,547	1,820	5,319	15,111	Cape Colony*	32,480	104,064	6,473	52,604	34,953
39,493	52,082	19,815	38,549	52,877	India	...	...	...	...	...
7,752	8,360	13,656	15,189	27,808	Rhodesia, N.E., and other surrounding territories	37,021	34,251	39,950	11,858	50,682
...	...	...	...	...	Other British Possessions	...	...	...	...	...
1,067,737	738,491	617,770	469,030	920,701	Totals, British Empire	320,874	343,114	540,127	492,117	799,145
					Foreign Countries.					
7,840	...	...	623	3,937	Belgium	...	...	...	...	...
7,567	7,280	6,356	4,974	6,241	France	...	...	...	...	438
...	...	...	...	...	Foreign East Africa	...	1,550	...	...	...
151,937	73,516	58,302	77,560	113,150	Germany and German East Africa	28,421	26,163	31,779	67,685	72,128
19,831	45,625	35,161	27,171	30,353	Holland	...	...	...	...	...
4,463	4,098	4,531	365	287	Italy	...	...	...	...	...
15,447	21,067	17,931	33,098	38,929	Portugal	1,544	...	90,641	53,105	50,222
959	4,073	7,524	3,592	3,076	United States	...	...	...	...	...
102,415	23,989	7,231	5,265	6,549	Other Foreign Countries	89,649	72,665	32,505	25,721	337
310,459	179,648	137,039	152,648	202,525	Totals, Foreign Countries	119,584	103,378	154,925	146,511	123,225
1,067,737	738,491	617,770	469,030	920,701	Totals, British Empire	320,874	343,114	540,127	492,117	799,145
1,378,196	918,139	754,809	621,678	1,123,226	Grand totals	440,458	446,492	695,052	638,628	922,370

*Includes Natal and Transvaal.

NYASALAND PROTECTORATE (BRITISH CENTRAL AFRICA PROTECTORATE).

Total Quantities and Values of the Principal Articles of Merchandise Imported into and Exported from during the Years ended March 31, 1907 to 1911, inclusive.

Articles.		1906-7.		1907-8.		1908-9.		1909-10.		1910-11.	
		Quantity.	Value	Quantity.	Value.	Quantity.	Value.	Quantity.	Value.	Quantity.	Value.
			$		$		$		$		$
Principal articles imported.											
Alcohol		.....	13,135	.....	12,361	.....	11,529	.....	8,565	.....	12,049
Arms and ammunition		.....	12,726	.....	8,711	.....	10,278	.....	8,736	.....	12,901
Hardware, &c.		.....	78,232	.....	64,030	.....	79,151	.....	50,720	.....	73,428
Provisions		.....	113,539	.....	103,767	.....	94,982	.....	77,891	.....	93,620
Soft goods		.....	678,565	.....	389,717	.....	367,000	.....	328,300	.....	670,407
Coin and bullion											
Specie		.....	44,287	.....	.....	.....	40,731	.....	4,117	.....	30,271
All other articles		.....	437,712	.....	339,553	.....	181,138	.....	143,349	.....	230,550
Total imports		.....	1,378,196	.....	918,139	.....	754,809	.....	621,678	.....	1,123,226
Principal articles exported.											
Coffee	Lbs.	454,111	46,039	780,133	79,092	934,856	94,788	748,410	75,793	334,161	33,882
Cotton, raw	"	526,119	74,679	403,486	68,123	756,120	137,994	858,926	127,550	1,736,999	285,610
Ivory	"	9,000	18,065	8,369	20,221	12,830	31,220	17,519	42,632	10,837	26,372
Rubber	"	18,218	18,844	16,119	16,663	20,501	19,958	28,818	22,085	62,693	54,341
Tobacco	"	413,316	33,527	554,395	44,963	570,102	69,364	1,084,757	134,984	1,730,584	210,610
Coin and bullion		.....	89,644	.....	69,267	.....	198,818	.....	65,028	.....	100,910
All other articles		.....	159,660	.....	148,163	.....	112,910	.....	173,556	.....	210,645
Total exports		.....	440,458	.....	146,492	.....	695,052	.....	638,628	.....	922,370

PERU.

VALUE of the Total Imports for Consumption and Exports, Domestic Produce, from and to each Principal Country during the Years ended December 31, 1905 to 1909, inclusive (*Including Coin and Bullion*).

£ Peruvian=$4.87.

Imports.					Countries.	Exports.				
1905.	1906.	1907.	1908.	1909.		1905.	1906.	1907.	1908.	1909.
£ Peruvian.	£ Peruvian.	£ Peruvian.	£ Peruvian.	£ Peruvian.		£ Peruvian.	£ Peruvian.	£ Peruvian.	£ Peruvian.	£ Peruvian.
1,486,000	1,525,000	1,634,000	1,548,000	1,568,000	United Kingdom	2,991,000	2,383,000	2,434,000	2,338,000	2,673,000
254,000	329,000	318,000	136,000	118,000	Australia	.....	.....	.....	.....	.....
.....	.....	.....	.....	.....	Barbados	57,000	26,000	5,000	.....	.....
176,000	233,000	260,000	237,000	247,000	Belgium	.....	.....	.....	.....	.....
15,000	13,000	1,000	3,000	1,000	Bolivia	207,000	302,000	103,000	113,000	203,000
21,000	27,000	60,000	52,000	32,000	British India	.....	.....	.....	.....	.....
248,000	260,000	243,000	291,000	182,000	Chile	803,000	967,000	550,000	688,000	852,000
6,000	14,000	17,000	12,000	20,000	China	.....	.....	.....	.....	.....
.....	.....	.....	.....	.....	Colombia	6,000	5,000	1,000	24,000	3,000
70,000	75,000	67,000	46,000	34,000	Ecuador	42,000	32,000	25,000	73,000	19,000
253,000	288,000	292,000	249,000	196,000	France	370,000	485,000	463,000	299,000	539,000
679,000	779,000	893,000	856,000	637,000	Germany	402,000	517,000	367,000	397,000	350,000
169,000	179,000	182,000	186,000	151,000	Italy	13,000	9,000	5,000	5,000	1,000
10,000	35,000	.....	.....	.....	Siam	.....	.....	.....	.....	.....
32,000	48,000	60,000	59,000	45,000	Spain	17,000	19,000	59,000	28,000	44,000
725,000	1,026,000	1,185,000	1,112,000	846,000	United States	530,000	641,000	1,367,000	1,284,000	1,496,000
214,000	179,000	308,000	191,000	164,000	Other Countries	319,000	310,000	365,000	230,000	313,000
4,358,000	5,010,000	5,520,000	5,273,000	4,299,000	Totals	5,757,000	5,696,000	5,744,000	5,479,000	6,493,000

PERU.

TOTAL Quantities and Values of the Principal Articles of Merchandise Imported for Consumption during the Years ended December 31, 1905 to 1909, inclusive.

NOTE:—£ Peruvian=$4.87. Kilog=2.204 lbs. Litre=·2199 galls.

ARTICLES.	1905.		1906.		1907.		1908.		1909.	
	Quantity.	Value.	Quantity.	Value.	Quantity.	Value.	Quantity.	Value.	Quantity.	Value.
		£ Peruvian.		£ Peruvian.		£ Peruvian.		£ Peruvian.		£ Peruvian.
Arms, ammunition, &c.—										
Arms	.....	32,000	.....	35,000	.....	40,000	.....	22,000	.....	30,000
Explosives ... Kilogs.	527,000	48,000	495,000	40,000	1,146,000	111,000	621,000	57,000	626,000	54,000
Boots and shoes	.....	31,000	.....	42,000	.....	49,000	.....	53,000	.....	56,000
Carriages—Railway cars	.....	38,000	.....	36,000	.....	52,000	.....	74,000	.....	4,000
Clothing, ready-made	.....	64,000	.....	79,000	.....	109,000	.....	103,000	.....	34,000
Coal ... 1000 kilogs.	87,795	176,000	123,597	247,000	122,241	245,000	193,706	387,000	97,024	104,000
Corn and grain—										
Wheat, in grain ... Kilogs.	47,557,000	238,000	53,211,000	266,000	48,143,000	241,000	50,201,000	251,000	53,813,000	269,000
Flour of all kinds ... "	1,892,000	25,000	1,795,000	24,000	1,687,000	24,000	1,661,000	21,000	1,954,000	26,000
Rice ... "	6,559,000	66,000	10,897,000	109,000	21,000,000	206,000	11,867,000	116,000	8,402,000	84,000
Cotton yarn ... "	103,000	31,000	125,000	32,000	95,000	32,000	95,000	35,000	122,000	35,000
Cotton mfrs—Piece goods ... "	3,468,000	416,000	3,365,000	405,000	3,934,000	452,000	2,994,000	359,000	2,661,000	313,000
Other	.....	155,000	.....	172,000	.....	135,000	.....	201,000	.....	123,000
Drugs and pharmaceutical products (except surgical instruments)	.....	124,000	.....	127,000	.....	144,000	.....	140,000	.....	136,000
Dyes	.....	30,000	.....	25,000	.....	23,000	.....	25,000	.....	19,000
Fish, dry and preserved ... Kilogs.	1,090,000	38,000	1,329,000	47,000	1,581,000	56,000	1,249,000	44,000	1,271,000	44,000
Hats	.....	37,000	.....	38,000	.....	46,000	.....	47,000	.....	39,000
Hemp and jute mfrs	.....	66,000	.....	72,000	.....	103,000	.....	102,000	.....	91,000
Implements and tools of all sorts	.....	47,000	.....	49,000	.....	52,000	.....	61,000	.....	79,000
Leather and leather mfrs. (except boots and shoes)	.....	33,000	.....	33,000	.....	30,000	.....	39,000	.....	29,000
Linen yarn ... Kilogs.	88,000	5,000	109,000	6,000	116,000	6,000	124,000	6,000	139,000	7,000
Machinery of all sorts	.....	166,000	.....	214,000	.....	294,000	.....	300,000	.....	172,000
Metals—Steel and mfrs. thereof	.....	62,000	.....	55,000	.....	56,000	.....	61,000	.....	59,000
Metals—Iron and mfrs. of—										
Channel iron ... Kilogs.	1,860,000	19,000	1,814,000	18,000	3,134,000	31,000	2,954,000	30,000	2,509,000	25,000
Railway material—Rails. "	9,277,000	186,000	4,477,000	90,000	8,766,000	175,000	10,361,000	207,000	2,802,000	56,000
Other. "	1,910,000	38,000	3,209,000	64,000	4,247,000	85,000	4,429,000	89,000	2,767,000	55,000
Pipes and tubes ... "	2,376,000	31,000	2,723,000	35,000	2,582,000	34,000	3,023,000	43,000	2,476,000	35,000

PERU.

TOTAL Quantities and Values of the Principal Articles of Merchandise Imported, &c.—*Concluded*

ARTICLES.	1905.		1906.		1907.		1908.		1909.	
	Quantity.	Value.	Quantity.	Value.	Quantity.	Value.	Quantity.	Value.	Quantity.	Value.
		£ Peruvian.		£ Peruvian.		£ Peruvian.		£ Peruvian.		£ Peruvian.
Oil, mineral—										
Petroleum ..... Litres	3,030,000	50,000	3,006,000	52,000	2,308,000	38,000	2,633,000	39,000	2,523,000	38,000
Paper and mfrs. thereof	.....	107,000	.....	132,000	.....	140,000	.....	127,000	.....	116,000
Steam vessels	.....	83,000	.....	35,000	.....	29,000	.....	12,000	.....	215,000
Silk yarn ..... Kilogs.	1,000	2,000	1,000	2,000	1,000	2,000	1,000	3,000	1,000	2,000
Silk mfrs—										
Piece goods ..... Kilogs.	12,000	26,000	17,000	40,000	16,000	38,000	20,000	46,000	12,000	24,000
Other than piece goods	.....	22,000	.....	35,000	.....	34,000	.....	35,000	.....	23,000
Tea ..... Kilogs.	537,000	27,000	518,000	26,000	614,000	31,000	389,000	19,000	485,000	24,000
Wines	.....	42,000	.....	49,000	.....	65,000	.....	49,000	.....	31,000
Wood, unwrought or roughly wrought	.....	104,000	.....	164,000	.....	141,000	.....	259,000	.....	140,000
Wood, manufactured	.....	47,000	.....	51,000	.....	68,000	.....	60,000	.....	45,000
Woollen yarn ..... Kilogs.	24,000	4,000	32,000	5,000	37,000	7,000	45,000	8,000	37,000	6,000
Woollen mfrs.—										
Piece goods ..... "	250,000	70,000	238,000	75,000	386,000	105,000	298,000	81,000	141,000	46,000
Other than piece goods	.....	140,000	.....	142,000	.....	129,000	.....	197,000	.....	142,000
Total value of principal and other articles imported	.....	4,358,000	.....	5,010,000	.....	5,520,000	.....	5,273,000	.....	4,299,000

PERU.

TOTAL Quantities and Values of the Principal Articles of Domestic Produce Exported during the Years ended December 31, 1905 to 1909, inclusive.

NOTE:—£ Peruvian=$4.87. Kilog=2·204 lbs. Ton=2,240 lbs.

ARTICLES.	1905.		1906.		1907.		1908.		1909.	
	Quantity.	Value.	Quantity.	Value.	Quantity.	Value.	Quantity.	Value.	Quantity.	Value.
		£ Peruvian.		£ Peruvian.		£ Peruvian.		£ Peruvian.		£ Peruvian.
Cocoa leaves.....Kilogs.	1,341,000	90,000	1,211,000	68,000	654,000	25,000	553,000	43,000	196,000	20,000
Coffee, raw..... "	1,028,000	40,000	606,000	23,000	836,000	32,000	734,000	32,000	334,009	16,000
Corn and grain, &c. :—										
Rice and rice meal..... "	2,642,000	47,000	3,618,000	62,000	1,072,000	19,000	2,686,000	46,000	3,688,000	60,000
Cotton, raw..... "	9,561,000	393,000	10,445,000	441,000	12,339,000	487,000	16,019,000	798,000	21,305,000	1,207,000
Cotton tissues :—										
Canvas and duck..... "	313,000	26,000	395,000	31,000	175,000	12,000	188,000	24,000	268,000	37,000
Drugs, &c. :—Cocaine..... "	6,778	117,000	5,914	79,000	6,000	67,000	5,000	57,000	5,000	60,000
Hats of straw (paja toquilla) Dozens	19,705	59,000	22,199	90,000	17,000	97,000	17,000	103,000	16,000	93,000
Hides and skins :—										
Ox-hides (dry).... .... Kilogs.	1,758,000	71,000	1,917,000	77,000	1,668,000	67,000	1,307,000	58,000	894,000	43,000
Goat skins..... "	378,000	37,000	440,000	38,000	327,000	28,000	329,000	29,000	645,000	56,000
Manures :—Guano..... Tons	73,369	286,000	90,413	362,000	98,211	393,000	77,000	265,000	51,000	155,000
Metals and ores :—										
Copper ore..... .....Kilogs.	21,192,000	235,000	17,314,000	247,000	29,908,000	512,000	10,779,000	134,000	4,822,000	63,000
Copper matte ..... "	10,050,000	354,000	7,970,000	347,000	8,417,000	415,000	7,654,000	235,000	5,702,000	181,000
Argentiferous copper ore.. "	4,453,000	127,000	3,130,000	113,000	1,923,000	67,000	6,620,000	94,000	5,341,000	61,000
Argentiferous lead ore.... "	1,163,000	23,000	1,866,000	16,000	2,228,000	20,000	1,041,000	15,000	2,219,000	14,000
Silver in bars..... "	19,896	39,000	7,186	29,000	4,060	14,000	7,000	30,000	.....	443
Sulphate of silver..... "	74,000	89,000	65,060	86,000	60,000	68,000	67,000	77,000	66,000	73,000
Resins and gums :—										
Jebe, natural..... "	763,000	328,000	854,000	360,000	883,000	315,000	801,000	262,000	979,000	547,000
Sernamby de jebe..... "	331,000	110,000	338,000	114,000	604,000	187,000	379,000	83,000	703,000	208,000
Caucho..... "	102,000	25,000	89,000	25,000	142,000	37,000	126,000	24,000	134,000	42,000
Sernamby de caucho..... "	1,313,000	451,000	1,294,000	447,000	1,398,000	416,000	1,210,000	240,000	986,000	341,000
Sugar :—										
White..... "	2,777,000	67,000	8,214,000	166,000	4,721,000	71,000	3,886,000	60,000	4,367,000	74,000
Granulated..... "	107,496,000	1,505,000	104,155,000	1,073,000	86,781,000	664,000	99,096,000	835,000	99,432,900	935,000
Muscovado..... "	22,363,000	246,000	22,669,000	166,000	17,646,000	88,000	21,000,000	146,000	19,792,000	139,000

PERU.

TOTAL Quantities and Values of the Principal Articles of Merchandise Exported, &c.—*Concluded.*

ARTICLES.	1905.		1906.		1907.		1908.		1909.	
	Quantity.	Value.	Quantity.	Value.	Quantity.	Value.	Quantity.	Value.	Quantity.	Value.
		£ Peruvian.		£ Peruvian.		£ Peruvian.		£ Peruvian.		£ Peruvian.
Tobacco, unmanufactured. Kilogs.	179,000	31,000	292,000	50,000	2,000	400	24,000	1,000	.....	.....
Vegetables, &c., fresh and dried ... . "	1,601,000	34,000	1,601,000	39,000	1,946,000	43,000	2,014,000	28,000	1,331,000	32,000
Wool and hair :—										
Alpaca..... ..... "	2,623,000	354,000	2,698,000	355,000	2,334,000	299,000	1,792,000	193,000	2,070,000	226,000
Llama..... ... "	310,000	21,000	362,000	26,000	427,000	32,000	266,000	20,000	564,000	41,000
Sheep's ..... "	1,576,000	105,000	1,501,000	136,000	1,044,000	97,000	999,000	84,000	1,164,000	98,000
Total value of principal and other articles exported	.....	5,757,000	.....	5,696,000	.....	5,744,000	.....	5,479,000	.....	6,493,000

PHILIPPINE ISLANDS.

VALUE of the Total Imports and Exports (Merchandise only) from and to each Principal Country during the Years ended June 30, 1907 to 1911, inclusive.

Imports.					Countries.	Exports.				
1906-7.	1907-8.	1908-9.	1909-10.	1910-11		1906-7.	1907-8.	1908-9.	1909-10.	1910-11.
$	$	$	$	$		$	$	$	$	$
6,457,910	6,109,588	5,408,819	5,657,151	6,290,169	United Kingdom	8,749,214	8,870,923	5,846,890	5,849,419	7,547,706
.....	5	.....	.....	.....	Argentine Republic	11,226	5,875	2,594	759	692
170,534	123,942	91,921	114,543	156,146	Austria-Hungary	340,145	386,671	364,917	342,029	450,597
1,612,138	2,046,136	2,498,949	2,305,177	2,720,524	Australasia	486,617	528,208	458,730	477,859	480,493
293,055	342,365	299,911	378,324	362,583	Belgium	244,759	516,336	1,114,335	407,275	990,528
.....	9	.....	1,726	3,887	British Africa	7,760	11,314	6,664	10,333	10,785
1,626,091	1,238,998	745,057	971,177	1,094,465	British East Indies	799,161	911,767	759,742	886,925	1,057,996
24,720	21,400	24,602	70,932	43,934	Canada	13,978	13,425	5,968	5,243	68,579
2,760,145	2,499,459	2,262,037	2,700,599	2,170,601	China	2,035,475	1,527,604	1,968,842	819,579	670,519
262,650	185,002	422,780	372,336	258,368	Dutch East Indies	24,594	35,002	40,249	57,298	46,309
2,570	3,751	4,172	2,916	2,811	Egypt	397	1,357	1,188	827	2,229
851,365	821,133	917,064	1,032,278	1,213,558	France	2,689,593	3,905,878	4,261,382	6,485,249	6,685,823
3,474,236	5,746,432	4,275,398	5,454,674	7,415,881	French East Indies	56,820	12,345	11,017	10,007	10,388
1,655,288	1,933,808	1,731,071	1,978,352	2,360,037	Germany	788,018	602,085	491,986	896,738	647,053
.....	30	148	75	.....	Gibraltar	18,107	8,480	8,026	7,160	11,466
305,503	463,970	356,661	505,943	720,580	Hong Kong	2,551,902	2,436,188	2,268,701	1,494,892	874,700
258,855	249,489	163,706	136,314	194,794	Italy	155,284	248,013	491,608	723,708	538,965
1,009,944	1,111,863	1,441,063	2,241,747	2,474,605	Japan	477,070	491,684	328,029	330,919	372,457
221,896	166,604	229,982	197,175	188,872	Netherlands	313,056	193,759	297,069	170,520	503,478
5,692	2,632	7,397	6,044	8,514	Russia	8,385	1,061	1,009	130	138
1,756,667	1,654,480	1,340,101	1,386,722	1,409,048	Spain	1,789,640	1,719,612	1,989,931	1,974,112	2,178,730
605,198	751,524	580,466	543,167	532,486	Switzerland	2,429	3,420	5,934	35,693	70,871
5,155,359	5,079,487	4,691,770	10,775,301	19,483,658	United States	12,079,204	10,323,233	10,215,331	18,741,771	16,716,956
.....	.....	51	.....	.....	Uruguay	14,553	9,919	3,685	9,792	8,880
276,129	366,250	269,241	231,927	728,401	Other Countries	55,970	52,408	49,736	125,932	132,291
28,785,855	30,918,357	27,792,397	37,067,630	49,833,722	Totals	33,713,357	32,816,567	30,993,563	39,864,169	39,778,629

PHILIPPINE ISLANDS.

TOTAL Quantities and Values of the Principal Articles of Merchandise Imported during the Years ended June 30, 1907 to 1911, inclusive.

ARTICLES.	1906-7.		1907-8.		1908-9.		1909-10.		1910-11	
	Quantity.	Value.	Quantity.	Value.	Quantity.	Value.	Quantity.	Value.	Quantity.	Value.
		$		$		$		$		$
Agricultural implements		114,870		58,630		80,890		50,067		59,833
Animals		1,085,473		1,097,133		839,334		935,837		1,561,223
Books, music, maps, &c		116,207		165,195		166,642		267,594		497,106
Breadstuffs—										
Wheat flour ... Bbls.	236,549	889,174	256,055	1,044,570	291,680	1,172,322	331,720	1,534,442	346,281	1,422,279
Rice ... Lbs.	248,568,399	3,662,493	357,534,717	5,861,256	303,521,113	4,250,223	407,013,103	5,321,962	447,716,136	6,560,630
Other		297,096		329,632		313,598		382,509		547,117
Brooms and brushes		15,730								61,566
Coal and coke ... Tons	196,095	482,237	213,959	567,220	171,088	461,465	303,117	972,341	501,216	1,561,769
Clocks and watches		45,624		44,952		59,161		86,875		88,155
Cocoa ... Lbs	1,450,088	211,177	1,218,074	211,656	1,554,580	198,499	1,964,585	220,750	2,125,991	261,935
Cotton and mfrs. of		8,416,246		8,011,834		6,944,978		8,522,307		10,395,480
Chemicals, drugs and dyes		883,991		568,916		440,207		539,743		642,439
Earthen, stone and chinaware		139,842		175,045		136,661		153,996		216,318
Eggs ... Doz.	2,608,290	260,611	2,536,667	253,665	3,759,839	288,248	4,196,433	280,806	4,139,467	316,741
Fibres, vegetables—										
Unmanufactured		91,830		86,142		88,568		100,951		
Manufactured—										
Bags for sugar ... No.	1,581,453	124,691	1,312,847	103,757	1,207,506	77,261	1,281,763	79,921	495,017	30,662
Cordage, rope and twine.. Lbs.	228,237	24,677	224,102	30,211	197,803	22,909	432,034	39,478	395,918	51,062
Other		311,277		396,168		254,655		291,734		378,534
Fish		294,914		394,660		332,710		612,765		605,661
Fruits and nuts		202,279		191,773		221,061		281,854		327,816
Glass and glassware		150,251		190,142		175,418		240,127		300,853
Hides and skins, not fur		4,528								18,105
Leather and mfrs. of										
Boots and shoes ... Pairs	321,543	306,721	444,151	451,421	231,230	274,127	367,050	389,817	439,023	559,744
Other		172,413		220,541		220,011		370,646		431,447
Malt liquors and cider		141,838		90,592		127,581		133,147		152,647
Matches		56,930		47,986		38,914		40,980		44,459
Metals—Brass and mfrs. of		160,299		142,645		155,402		181,212		231,040
Copper		113,431		98,468		86,334		110,111		156,504
Gold and silver		64,167		57,907		72,949		86,395		101,471

Iron and steel, mfrs. of		2,544,983		2,164,707		1,933,475		3,305,701		5,887,185
Lead and mfrs. of		29,645		35,232		16,964		49,086		84,187
Tin		57,777		49,631		53,784		70,330		66,199
Zinc		16,440		130,078		116,575		178,317		274,787
Miscellaneous		100,919								
Musical instruments		68,165		60,461		108,392		101,279		88,691
Oils		1,002,099		1,025,901		831,686		1,501,244		1,478,584
Paints, pigments and colours		129,477		125,224		130,941		217,039		281,704
Paper and mfrs. of		508,754		526,434		457,543		638,828		792,968
Provisions :—										
Meats :										
Beef products	Lbs.	4,480,442	259,660	6,860,747	479,557	11,460,292	852,461	10,815,027	808,546	12,611,050	906,944
Hog "	"	4,195,987	383,646	3,570,631	356,212	4,995,107	445,763	6,205,014	512,254	7,060,037	710,827
Other			154,356		175,319		245,677		302,082		278,802
Dairy products :											
Butter	Lbs.	404,148	94,658	334,781	81,357	492,151	129,270	691,086	173,636	933,701	231,719
Cheese	"	358,093	41,530	354,947	41,990	425,521	49,932	363,474	55,752	382,902	64,758
Condensed milk	"	3,646,264	289,789	1,147,413	349,307	1,752,733	406,607	6,371,128	475,882	9,507,979	623,541
Other (milk fresh)	Galls.	69,030	27,435	81,669	36,627	113,397	47,233	126,625	49,314	145,924	66,831
Silk and mfrs. of			421,995		534,611		497,555		635,514		767,029
Soap	Lbs.	743,046	51,594	1,154,674	70,296	1,073,651	68,174	2,027,194	115,753		195,820
Spirits	Pf galls.	150,049	218,967		240,226		277,524		248,699	117,682	194,758
Sugar and molasses			146,768		134,975		163,607		257,677		343,557
Tobacco and mfrs. of			29,733		34,871		38,294		208,475		140,515
Vegetables			637,027		502,306		567,015		664,727		704,805
Wines			195,898		195,211		188,528		173,345		161,393
Wood and mfrs. of			418,970		393,974		349,210		488,677		874,315
Wool			150,184		170,968		143,351		184,697		324,728
All other articles			1,961,333		2,110,765		2,472,708		3,422,409		6,700,449
Total imports (mdse.)			28,785,855		30,918,357		27,792,397		37,067,630		49,833,722

PHILIPPINE ISLANDS.

TOTAL Quantities and Values of the Principal Articles of Merchandise Exported during the Years ended June 30, 1907 to 1911.

ARTICLES.	1906-7.		1907-8.		1908-9.		1909-10.		1910-11.	
	Quantity.	Value.	Quantity.	Value.	Quantity.	Value.	Quantity.	Value.	Quantity.	Value.
		$		$		$		$		$
Fibres, vegetable and mfrs. of :—										
Hemp, Manilla ..... Tons	112,895	21,085,081	114,003	17,311,758	147,621	15,833,577	168,090	17,404,922	163,033	16,141,310
Other	.....	84,338	.....	108,047	.....	47,818	.....	296,027	.....	789,882
Fish ..... Lbs.	518,099	38,800	736,172	62,330	460,460	47,145	525,723	46,762	.....	63,086
Fruits and nuts :—										
Copra ..... Lbs.	108,206,130	4,053,193	168,473,499	5,461,680	232,728,116	6,657 740	254,156,982	9,153,951	254,856,195	9,899,457
Gums and resins	.....	129,448	.....	120,671	.....	88,381	.....	107,271	.....	98,610
Hats ..... No.	645,651	205,960	472,730	170,050	483,058	168,522	621,476	290,356	1,025,596	307,987
Hides and skin, not fur	.....	15,168	.....	.....	.....	.....	.....	.....	.....	11,313
Maguey ..... Tons	2,810	293,977	1,922	194,107	3,215	223,853	2,942	231,688	3,856	254,053
Metals	.....	109,152	.....	39,357	.....	37,529	.....	30,621	.....	.....
Oils	.....	168,648	.....	451,114	.....	245,938	.....	58,359	.....	47,631
Shells	.....	147,147	.....	154,897	.....	147,997	.....	164,464	.....	274,540
Sugar and molasses :—										
Sugar, raw or brown ..... Lbs.	265,205,684	3,934,460	334,482,990	5,664,666	247,752,186	4,373,338	281,564,991	7,040,690	329,315,331	8,014,360
Other	.....	238	.....	.....	.....	.....	.....	.....	.....	.....
Tobacco :—										
Unmanufactured ..... Lbs.	29,910,788	1,957,488	23,187,224	1,581,623	23,561,853	1,662,269	21,790,008	1,619,744	27,436,494	1,842,992
Manufactured :—										
Cigars	.....	1,051,621	.....	1,084,196	.....	1,083,703	.....	2,973,630	.....	1,700,712
Other	.....	120,085	.....	48,727	.....	46,282	.....	44,121	.....	61,863
All other articles	.....	318,553	.....	363,344	.....	329,471	.....	401,563	.....	270,803
Total exports (mdse.)	.....	33,713.357	.....	32,816,567	.....	30,993,563	.....	39,864,169	.....	39,778,629

PORTO RICO.

VALUE of Total Imports and Exports (Merchandise only) from and to each Principal Country during the Years ended June 30, 1907 to 1911, inclusive.

Imports.					Countries.	Exports.				
1906-7.	1907-8.	1908-9.	1909-10.	1910-11.		1906 7.	1907 8.	1908-9.	1909 10.	1910 11.
$	$	$	$	$		$	$	$	$	$
317,605	335,018	332,087	366,211	423,809	...United Kingdom	32,620	17,619	41,485	13,195	14,214
58,981	54,729	19,263	43,005	129,155	....Argentine Republic	.....	70	80	.....	1,889
13,993	9,573	8,826	7,030	15,000	....Austria-Hungary	527,651	626,578	445,783	833,604	369,302
343,487	91,551	55,466	97,340	99,949	...Belgium	17,250	18,499	10,934	12,662	1,380
152,066	141,843	115,340	109,406	127,399	...British East Indies	15	.....	.....	.....	.....
.....	307	8,343	1,954	.....	... " West Indies	1,564	2,334	460	396	4,395
631,659	517,015	536,260	555,729	609,381	....Canada	43,119	1,420	19,191	5,437	40
.....	364	3,656	3,248	6,579	....Colombia	.....	500	3,209	347	1,284
63,734	26,495	42,360	56,511	43,815	....Cuba	1,910,387	1,484,304	1,432,909	2,470,121	2,989,704
49,441	58,948	48,388	67,127	108,737	...Denmark	8,272	3,921	7,996	12,244	7,809
906	3,260	3,754	12,128	1,753	....Danish West Indies	11,678	8,591	20,504	19,981	15,875
4,308	6,553	8,673	38,501	12,523	....Dutch West Indies	3,109	17,423	7,685	3,939	6,616
556,377	351,719	336,855	345,469	435,024	....France	975,462	677,414	547,337	584,193	365,929
58	.....	.....	.....	2,827	...French West Indies	.....	88	592	569	231
251,779	310,229	250,981	493,856	586,575	....Germany	128,528	553,328	105,775	259,508	66,851
69,619	79,028	72,106	76,611	80,847	....Italy	283,123	320,113	401,826	377,517	319,653
99,751	130,250	122,842	164,314	252,596	....Netherlands	33,857	79,465	36,154	91,990	16,480
28,379	29,523	13,156	41,396	52,508	....San Domingo	41,916	48,019	96,900	88,347	60,254
753,274	694,941	585,792	708,573	791,293	....Spain	863,500	843,360	780,871	1,058,197	887,037
25,686,285	22,677,376	23,618,515	27,097,654	34,671,958	....United States	22,070,133	25,891,261	26,394,312	32,095,897	34,765,409
102,567	183,617	126,614	199,341	187,212	....Uruguay	200	630	.....	747	.....
5,446	9,222	8,191	7,925	11,716	....Venezuela	80	745	734	586	300
74,457	114,104	226,888	141,493	136,341	....Other Countries	43,836	48,758	36,488	28,034	23.715
29,267,172	25,825,665	26,514,326	30,634,855	38,786,997	.....Totals	26,996,300	30,644,470	30,391,225	37,960,514	39,918,367

PORTUGAL.

VALUE of the Total Imports for Consumption and Exports, Domestic Produce (Merchandise only) from and to each Principal Country, during the Years ended December 31, 1905 to 1909, inclusive.

NOTE: Milreis=$1.08.

Imports.					Countries.	Exports.				
1905.	1906.	1907.	1908.	1909.		1905.	1906.	1907.	1908.	1909.
Milreis.	Milreis.	Milreis.	Milreis.	Milreis.	*Foreign Countries.*	Milreis.	Milreis.	Milreis.	Milreis.	Milreis.
17,077,000	17,431,000	18,567,000	17,834,000	Return not received.	....United Kingdom	7,251,000	7,867,000	7,368,000	7,016,000	Return not received.
1,982,000	2,034,000	754,000	4,339,000		....Argentine Republic	.....	.....	.....	.....	
931,000	952,000	1,263,000	1,407,000		...Austria	.....	.....	.....	.....	
2,448,000	2,348,000	2,200,000	2,307,000		....Belgium	826,000	935,000	937,000	895,000	
1,972,000	1,965,000	1,848,000	1,309,000		....Brazil	5,797,000	5,392,000	5,624,000	4,838,000	
285,000	307,000	291,000	279,000		...China	.....	.....	.....	.....	
.....	.....	.....	.....		.. Denmark	277,000	305,000	350,000	274,000	
6,085,000	6,431,000	6,700,000	6,187,000		...France	710,000	960,000	673,000	651,000	
9,607,000	10,285,000	10,974,000	10,025,000		....Germany	2,279,000	2,505,000	2,475,000	2,252,000	
1,044,000	1,006,000	1,211,000	1,445,000		....Italy	355,000	521,000	503,000	487,000	
248,000	52,000	22,000	102,000		....Morocco	.....	.....	.....	.....	
867,000	905,000	1,032,000	1,214,000		...Netherlands	466,000	394,000	499,000	317,000	
1,574,000	1,691,000	1,761,000	2,078,000		....Norway and Sweden	319,000	342,000	357,000	361,000	
5,223,000	4,300,000	4,116,000	4,832,000		....Spain	4,120,000	5,021,000	4,941,000	5,397,000	
484,000	556,000	576,000	560,000		....Switzerland	.....	.....	.....	.....	
3,134,000	1,300,000	523,000	567,000		....Russia	787,000	929,000	946,000	651,000	
3,468,000	4,682,000	6,064,000	7,238,000		.. United States	491,000	419,000	551,000	586,000	
2,396,000	2,500,000	1,565,000	3,411,000		....Other Countries	414,000	485,000	672,000	529,000	
58,825,000	58,745,000	59,467,000	65,134,000		Totals, Foreign Countries	24,092,000	26,075,000	25,896,000	24,266,000	
					Portuguese Possessions.					
437,000	423,000	571,000	601,000		....Angelo	2,366,000	2,192,000	2,074,000	1,715,000	
221,000	295,000	377,000	316,000		... Cape Verde Islands	289,000	258,000	267,000	320,000	
112,000	116,000	169,000	188,000		.. Guinea	49,000	57,000	82,000	78,000	
384,000	338,000	360,000	379,000		... St. Thomas and Prince's Isld's	853,000	819,000	1,010,000	1,036,000	
686,000	451,000	483,000	616,000		....Mozambique	1,280,000	1,147,000	1,045,000	929,000	
4,000	13,000	17,000	8,000		....Portuguese Poss. in India	25,000	29,000	27,000	28,000	
9,000	9,000	11,000	6,000		....Macao and Timor	15,000	15,000	8,000	11,000	
1,853,000	1,645,000	1,988,000	2,114,000		Totals, Portuguese Possessions	4,877,000	4,517,000	4,513,000	4,117,000	
60,678,000	60,390,000	61,455,000	67,248,000		Totals	28,969,000	30,592,000	30,409,000	28,377,000	

PORTUGAL.

TOTAL Quantities and Values of the Principal Articles of Merchandise Imported for Consumption during the Years ended December 31, 1905 to 1909, inclusive.

NOTE: Milreis = $1.08. Kilog = 2·204 lbs.

ARTICLES.	1905.		1906.		1907.		1908.		1909.	
	Quantity.	Value.	Quantity.	Value.	Quantity.	Value.	Quantity.	Value.	Quantity.	Value.
		Milreis.		Milreis.		Milreis.		Milreis.		Milreis.
Animals, living—										
Cattle and pigs ..... No.	93,208	1,543,000	76,244	1,335,000	68,215	1,202,000	105,167	1,952,000	Return not received.	Return not received.
Horses and mules ..... "	19,210	1,090,000	15,870	865,000	12,583	866,000	14,524	1,098,000		
Coal ..... 1,000 kilogs.	914,000	3,416,000	1,060,000	3,956,000	1,158,000	4,267,000	1,156,000	4,224,000		
Codfish ..... 100 kilogs.	222,373	3,055,000	269,479	3,636,000	280,120	3,753,000	298,021	3,916,000		
Coffee, raw ..... Kilogs.	2,968,000	659,000	3,102,000	691,000	3,171,000	685,000	3,183,000	655,000		
Cotton, raw ..... "	16,061,000	3,670,000	13,013,000	3,123,000	17,151,000	4,529,000	15,543,000	4,357,000		
" yarn ..... "	381,000	456,000	398,000	148,000	357,000	435,000	334,000	430,000		
" manufactures ..... "	2,606,000	2,753,000	2,774,000	3,006,000	2,976,000	2,997,000	2,188,000	2,749,000		
Grain—Wheat ..... 100 kilogs.	1,272,000	5,107,000	1,049,000	4,251,000	262,000	1,033,000	1,253,000	5,764,000		
Hides, raw and dried ..... Kilogs.	1,995,000	864,000	2,432,000	1,148,000	2,516,000	1,124,000	2,626,000	1,119,000		
Iron, wrought and cast ..... "	50,843,000	1,539,000	54,203,000	1,613,000	53,734,000	1,662,000	46,248,000	1,657,000		
Linen, hemp and jute yarns ..... "	2,069,000	440,000	2,296,000	486,000	1,944,000	503,000	1,836,000	430,000		
" " manufactures ..... "	111,000	205,000	126,000	215,000	116,000	208,000	107,000	203,000		
Machinery and apparatus (including locomotives and parts thereof)—										
Agricultural machinery ..... "	884,000	142,000	1,044,000	153,000	1,035,000	165,000	529,000	76,000		
Sewing machines ..... "	524,000	200,000	640,000	184,000	624,000	170,000	650,000	185,000		
Engines—Steam, gas, &c. ..... "	748,000	160,000	1,130,000	280,000	1,316,000	278,000	1,359,000	298,000		
All other sorts of machinery and apparatus ..... "	4,169,000	1,089,000	5,166,000	1,180,000	6,340,000	1,626,000	6,192,000	1,605,000		
Oil—Naptha and other illuminating oils ..... "	15,996,000	475,000	16,523,000	503,000	17,485,000	530,000	.....	510,000		
Paper and mfrs. of (including books, &c.)	.....	780,000	.....	737,000	.....	793,000	.....	831,000		
Rice ..... 100 kilogs.	212,443	1,562,000	228,914	1,491,000	248,305	1,601,000	291,000	1,878,000		
Silk, raw and mfrs. of (including half silk)	.....	1,263,000	.....	1,257,000	.....	1,425,000	.....	1,204,000		
Sugar, raw and refined ..... 100 kilogs.	317,566	2,381,000	327,004	2,421,000	330,968	2,499,000	333,000	2,516,000		
Wood staves ..... M.	6,068	760,000	5,677	1,084,000	3,827	967,000	2,974	766,000		
Wool, raw ..... Kilogs.	2,476,000	1,001,000	2,035,000	964,000	2,390,000	1,111,000	2,511,000	1,194,000		
" manufactures ..... "	373,000	1,079,000	365,000	1,043,000	355,000	1,091,000	361,000	1,111,000		
Total value of principal and other articles imported		60,678,000	.....	60,390,000	.....	61,455,000	.....	67,248,000		

PORTUGAL.

TOTAL Quantities and Values of the Principal Articles of Domestic Produce Exported (Merchandise only) during the Years ended December 31, 1905 to 1909, inclusive.

NOTE:—Milreis=$1.08. Kilog=2·204 lbs. Hectolitre=21·99 galls.

ARTICLES.	1905.		1906.		1907.		1908.		1909.	
	Quantity.	Value.	Quantity.	Value.	Quantity.	Value.	Quantity.	Value.	Quantity.	Value.
		Milreis.		Milreis.		Milreis.		Milreis.		Milreis.
Animals living—										
Horses, mules and asses ..... No.	56,864	1,305,000	45,383	1,111,000	40,390	1,240,000	45,743	1,491,000	Return not received.	Return not received.
All other ..... "	1,110,717	1,812,000	1,637,691	2,572,000	3,233,002	2,506,000	2,437,606	2,557,000		
Copper ore ..... 1,000 kilogs.	380,921	1,069,000	377,009	1,161,000	397,038	1,225,000	401,961	1,122,000		
Cork, in the rough and in sheets ..... 100 kilogs.	274,654	2,446,000	384,341	2,982,000	405,648	3,095,000	350,292	2,595,000		
" manufactured as stoppers ..... Kilogs.	3,603,000	948,000	3,828,000	961,000	4,218,000	989,000	4,059,000	876,000		
Cotton, manufactures of ..... "	2,504,000	1,489,000	2,360,000	1,316,000	1,898,000	1,171,000	1,368,000	867,000		
Fish, fresh and preserved:										
Sardines, fresh or salted ..... "	5,555,000	261,000	6,383,000	322,000	6,171,000	327,000	5,899,000	339,000		
" in tins or preserved ..... "	15,689,000	1,493,000	19,172,000	1,733,000	17,204,000	1,568,000	17,114,000	1,569,000		
All other (including fish in oil, &c). ..... "	5,441,000	422,000	5,609,000	511,000	3,247,000	375,000	3,459,000	365,000		
ruits—Figs, dried ..... 100 kilogs.	42,142	147,000	60,413	174,000	26,498	95,000	27,309	97,000		
Oranges ..... M	10,911	17,000	5,858	9,000	3,886	7,000	5,686	9,000		
Pine apples ..... No.	1,270,000	381,000	1,051,000	315,000	1,128,000	339,000	1,005,000	302,000		
Hides and skins, raw ..... Kilogs.	1,502,000	299,000	1,658,000	334,000	1,447,000	242,000	1,521,000	304,000		
Iron, manufactures of ..... "	739,000	97,000	833,000	92,000	1,048,000	120,000	1,194,000	130,000		
Oil, olive ..... Hectols.	30,649	543,000	18,985	397,000	26,726	571,000	20,193	458,000		
Onions ..... 100 kilogs.	111,725	116,000	91,808	97,000	89,004	92,000	78,570	83,000		
Potatoes ..... Kilogs.	14,236,000	221,000	14,995,000	232,000	12,042,000	185,000	13,423,000	208,000		
Salt ..... 1,000 kilogs.	81,865	87,000	106,678	114,000	117,521	126,000	123,632	132,000		
Wines—Port ..... Hectols.	235,211	5,027,000	263,616	5,558,000	245,112	5,266,000	230,512	4,945,000		
Maderia ..... "	27,487	829,000	25,158	740,000	24,253	517,000	23,242	489,000		
Other ..... "	637,574	4,613,000	619,711	4,259,000	641,000	4,416,000	588,000	3,830,000		
Wool, raw ..... Kilogs.	1,190,000	151,000	1,571,000	177,000	767,000	91,000	595,000	79,000		
Total value of principal and other articles exported..	.....	28,969,000	.....	30,592,000	.....	30,409,000	.....	28,377,000		

ROUMANIA.

VALUE of the Total Imports and Exports (Merchandise only) from and to each Principal Country during the Years ended December 31, 1905 to 1909, inclusive.

NOTE:—Leu=19·3 cents.

Imports.					Countries.	Exports.				
1905.	1906.	1907.	1908.	1909.		1905.	1906.	1907.	1908.	1909.
Lei.	Lei.	Lei.	Lei.	Lei.		Lei.	Lei.	Lei.	Lei.	Lei.
50,837,000	62,681,000	69,880,640	66,770,416	57,775,825	....United Kingdom	31,488,000	52,553,000	86,386,559	40,379,521	34,658,206
96,098,000	119,388,000	105,272,097	94,967,719	85,786,333	....Austria-Hungary	41,055,000	31,878,000	32,730,331	25,989,703	115,030,019
7,498,000	10,732,000	14,096,162	12,921,976	11,619,580	....Belgium	146,864,000	152,495,000	134,060,790	105,770,889	121,296,787
3,418,000	2,530,000	1,468,390	1,800,737	831,715	....Bulgaria	6,614,000	3,927,000	3,010,563	3,569,281	4,390,710
16,748,000	19,413,000	20,374,514	23,288,168	23,677,076	....France	18,551,000	28,175,000	32,423,813	27,789,383	27,502,203
91,473,000	142,264,000	147,532,629	140,810,359	124,636,629	....Germany	34,675,000	23,780,000	56,078,360	24,566,838	26,603,808
1,654,000	945,000	612,622	1,469,426	1,364 776	....Greece	2,411,000	1,056,000	497,706	631,334	666,015
5,121,000	3,597,000	5,534,207	5,650,082	5,360,216	....Holland	83,400,000	54,840,000	91,728,582	60,019,960	49,491,209
14,524,000	18,212,000	20,548,688	21,510,120	17,676,649	....Italy	47,193,000	91,274,000	44,366,079	34,378,705	33,998,007
8,937,000	10,336,000	9,439,308	12,736,898	10,780,158	....Russia	3,867,000	2,723,000	5,703,378	7,891,147	4,128,992
310,000	328,000	663,927	311,776	163,010	....Servia	847,000	724,000	898,136	829,048	1,309,726
6,236,000	7,493,000	6,491,025	7,655,527	6,994,076	....Switzerland	35,000	214,000	49,630	158,276	79,914
12,902,000	15,861,000	18,610,753	14,342,215	11,971,689	....Turkey (including Egypt)	15,097,000	30,781,000	35,246,516	28,336,164	28,360,094
21,782,000	8,334,000	9,984,153	9,793,060	9,362,367	....Other Countries	25,004,000	16,940,000	30,838,188	19,120,622	17,540,929
337,538,000	422,114,000	430,509,115	414,058,479	368,300,099	.....Totals	457,101,000	491,360,000	554,018,631	379,430,871	465,056,619

ROUMANIA.

TOTAL Quantities and Values of the Principal Articles Imported (Merchandise only) during the Years ended December 31, 1905 to 1909, inclusive.

NOTE:—Leu=19·3 cts. Kilog=2·204 lbs.

ARTICLES.	1905.		1906.		1907.		1908.		1909.	
	Quantity.	Value.	Quantity.	Value.	Quantity.	Value.	Quantity.	Value.	Quantity.	Value.
		Lei.		Lei.		Lei.		Lei.		Lei.
Animals, living—										
Horses ..... No.	.....	.....	9,511	4,760,100	6,045	3,005,300	7,510	3,774,000	7,662	3,815,200
Other	.....	.....	.....	176,505	.....	200,384	.....	201,894	.....	119,718
Animal products, alimentary—										
Cheese ..... Kilogs.	.....	.....	236,508	641,464	248,473	583,181	242,350	557,405	287,324	660,845
Fish ..... "	.....	.....	10,047,167	5,654,884	7,176,645	4,428,871	6,911,935	4,200,167	9,262,663	5,612,775
Meats ..... "	.....	.....	77,001	217,302	94,425	293,971	87,942	276,740	99,822	312,949
Animal products, other—										
Fish greases, tallow and animal fat for industrial purposes ..... "	.....	.....	1,857,984	1,337,881	1,523,384	1,079,494	1,449,827	952,241	1,139,509	799,390
Wax, pure, white or yellow ..... "	.....	.....	162,171	554,102	551,751	1,836,349	483,595	1,626,000	618,328	2,027,313
Animal wastes and other animal substances	.....	.....	.....	2,257,278	.....	2,157,518	.....	2,613,327	.....	2,410,515
Beverages	.....	.....	.....	1,104,428	.....	1,379,323	.....	1,383,356	.....	1,439,571
Celluloid	.....	.....	.....	369,426	.....	286,334	.....	339,586	.....	431,492
Chemical and medicinal products	.....	.....	.....	8,013,781	.....	6,529,179	.....	7,640,135	.....	7,859,612
Clocks, watches, &c	.....	.....	.....	1,729,555	.....	2,077,117	.....	2,700,231	.....	2,666,035
Coal ..... Kilogs.	169,958,000	4,913,000	163,577,348	4,907,320	320,212,366	9,606,370	239,460,080	7,183,802	203,962,277	6,118,868
Coke ..... "			20,438,470	776,662	25,511,009	969,418	41,173,624	1,564,598	23,740,913	902,156
Colours and varnishes	.....	.....	.....	2,411,712	.....	1,834,371	.....	2,082,286	.....	2,500,193
Copper and its alloys ..... Kilogs.	.....	.....	1,262,287	4,764,144	1,203,670	4,556,598	1,322,047	5,694,226	1,281,558	4,672,883
Cordage and twine	.....	.....	.....	1,695,027	.....	1,968,440	.....	1,571,808	.....	1,556,657
Cottons—										
Raw carded or combed ..... Kilogs.	.....	.....	1,103,015	963,769	1,295,615	1,202,925	1,271,777	1,162,917	901,142	822,216
Yarns ..... "	.....	.....	8,860,290	20,716,939	9,485,089	22,811,287	10,993,114	26,392,398	9,378,677	22,360,870
Piece goods	.....	.....	.....	40,403,309	.....	35,496,863	.....	31,358,132	.....	28,587,653
Earths, stones, mfrs. thereof	.....	.....	.....	4,347,731	.....	4,592,477	.....	5,446,326	.....	4,644,913
Embroideries	.....	.....	.....	1,688,150	.....	1,599,940	.....	2,178,350	.....	1,634,270
Explosives	.....	.....	.....	4,886,492	.....	8,957,300	.....	1,496,336	.....	2,519,912
Fruits, colonial—										
Cocoanuts, crushed (coprah) ..... Kilogs.	.....	.....	1,241,065	558,479	733,183	329,932	1,000,977	450,440	1,809,849	814,432
Coffee ..... "	2,385,000	2,385,000	2,586,369	2,586,369	2,279,799	2,279,799	2,582,754	2,582,754	2,615,720	2,615,720

Fruits, fresh ..... Kilogs.	.....	.....	746,886	266,880	4,050,231	1,214,693	4,207,886	350,973	1,943,003	701,172
Lemons, oranges and pomegranates "	.....	.....	6,158,087	1,064,431	4,923,525	1,200,096	8,148,283	1,396,943	8,079,992	1,391,924
Olives, salted in brine ..... "	.....	.....	5,865,718	2,346,287	5,130,913	2,052,365	5,232,963	2,093,185	4,367,004	1,746,801
Raisins, dried ..... "	.....	.....	3,910,515	838,747	3,036,504	690,142	3,039,160	684,258	2,786,558	650,809
Furs	.....	.....	.....	2,292,969	.....	1,977,005	.....	2,721,694	.....	2,459,845
Glass and glassware	.....	.....	.....	3,062,178	.....	3,479,108	.....	3,600,176	.....	4,382,550
Grain—										
Barley ..... Kilogs.	.....	.....	3,170,662	334,651	1,300,974	184,859	2,490,988	341,443	1,324,186	167,214
Corn ..... "	.....	.....	10,382,708	1,131,715	4,641,924	557,031	4,300,761	576,302	4,471,682	621,564
Oats ..... "	.....	.....	1,536,710	173,648	724,212	99,941	1,943,386	236,121	291,600	33,826
Rice ..... "	.....	.....	10,505,831	2,135,739	3,090,738	759,519	19,529,998	3,731,891	6,687,263	1,551,399
Rye ..... "	.....	.....	815,546	90,118	185,608	29,697	154,737	26,383	805,646	124,875
Wheat ..... "	.....	.....	13,028,543	1,740,823	1,038,284	178,018	4,456,573	871,038	3,239,420	669,474
Gutta percha, India-rubber and mfrs. thereof	.....	.....	.....	3,448,129	.....	4,093,974	.....	4,077,987	.....	5,778,414
Hides and skins—										
Raw ..... Kilogs.	.....	.....	3,770,417	6,490,817	3,182,181	5,387,624	3,840,325	6,164,948	2,460,683	3,932,733
Tanned ..... "	.....	.....	782,241	6,068,587	723,320	5,487,773	753,477	5,994,758	842,046	6,441,152
Manufactures—										
Boots and shoes ..... "	.....	.....	44,221	892,916	47,844	933,178	47,963	941,896	46,637	926,802
Gloves ..... "	.....	.....	7,547	725,340	7,277	708,960	9,382	920,440	7,912	763,620
Other	.....	.....	.....	1,800,508	.....	1,545,462	.....	1,511,866	.....	1,501,018
Hosiery	.....	.....	.....	1,571,796	.....	1,284,356	.....	1,495,390	.....	1,170,146
Iron and mfrs. of :—										
Agricultural implements ..... Kilogs.	.....	.....	5,940,436	4,421,817	4,880,757	3,683,808	5,396,769	4,002,002	6,171,487	4,566,021
Bolts and screws ..... "	.....	.....	2,463,744	1,251,560	4,573,885	2,757,547	4,311,526	2,593,413	2,519,040	1,519,614
Cutlery ..... "	.....	.....	123,139	680,533	130,302	770,005	133,773	759,195	102,838	618,025
Firearms ..... "	.....	.....	1,429,789	13,238,643	1,679,471	15,554,851	188,226	2,125,311	485,119	4,738,208
Locks ..... "	.....	.....	487,116	503,066	568,106	557,035	624,101	616,217	521,725	533,046
Nails ..... "	.....	.....	986,357	508,247	625,735	373,702	812,758	486,741	686,975	440,661
Pipes of cast iron and their joints in the rough ..... "	.....	.....	9,925,119	2,205,498	20,849,182	4,591,691	19,251,046	4,257,808	7,832,674	1,734,722
Pipes of rolled iron and their joints turned with screw ends or with rivet holes ..... "	.....	.....	15,527,369	10,092,790	21,328,875	13,863,769	20,849,697	13,552,303	14,152,504	9,199,128
Rails ..... "	.....	.....	13,428,467	2,625,693	39,326,409	7,865,282	25,260,397	5,052,079	12,218,207	2,443,641
Rolled iron in bars, rounds or squares ..... "	.....	.....	32,336,605	5,413,275	41,133,586	6,915,732	46,739,765	7,579,478	43,572,326	7,364,782
Rolled iron in special shapes, T iron, V or Z shaped, angle iron, &c. ..... "	.....	.....	11,242,239	2,248,448	9,902,134	1,980,427	11,895,052	2,361,010	9,803,907	1,960,782
Sheet iron, articles of ..... "	.....	.....	1,874,363	2,075,543	2,103,754	2,145,577	1,642,313	1,861,454	1,747,761	1,849,201
Sheets and plates of rolled iron ..... "	.....	.....	36,852,148	10,261,428	37,663,088	10,968,517	40,215,470	12,640,238	38,193,161	13,260,583
Wire ..... "	.....	.....	3,308,251	2,359,220	2,414,137	1,978,696	3,214,288	2,273,948	2,286,143	1,936,331
Jute, hemp, flax and ramie :—										
Raw and combed ..... "	.....	.....	944,121	666,805	1,001,607	755,701	1,299,797	976,606	1,613,507	1,137,940
Yarns ..... "	.....	.....	1,605,179	1,756,411	1,573,103	1,369,433	1,290,914	1,138,723	1,679,883	1,185,872
Piece goods ..... "	.....	.....	1,454,140	3,293,944	1,657,237	2,558,854	1,771,357	2,762,796	1,396,148	2,390,486
Lace ..... "	.....	.....	73,764	2,631,520	62,930	2,259,055	61,358	2,304,090	53,872	2,007,415
Lead and its alloys ..... "	.....	.....	1,013,459	478,791	886,679	420,061	1,136,289	550,698	1,285,653	629,898

ROUMANIA.

TOTAL Quantities and Values of the Principal Articles Imported (Merchandise only), &c.—*Concluded.*

ARTICLES.	1905.		1906.		1907.		1908.		1909.	
	Quantity	Value.	Quantity.	Value.	Quantity.	Value.	Quantity.	Value.	Quantity.	Value.
		Lei.		Lei.		Lei.		Lei.		Lei.
Leaves, flowers, fruits and lichens for use in tanning ... Kilogs.	...	...	2,018,256	556,672	1,672,490	428,650	1,878,159	516,800	1,412,065	334,230
Machinery	...	33,171,000	...	38,925,843	...	44,280,656	...	37,561,084	...	32,101,382
Mineral waters ... Kilogs.	...	...	2,756,317	1,102,438	3,274,881	1 309,864	2,996,716	1,198,555	3,318,298	1,327,134
Musical instruments	...	...	...	783,679	...	575,392	...	673,185	...	527,081
Oils, vegetable:—										
Olive ... Kilogs	3,450,000	3,796,000	4,991,544	4,631,891	4,905,143	4,610,118	4,888,688	4,549,092	1,475,587	1,455,240
Other ... "	...	...	1,252,586	788,964	905,603	572,331	2,129,067	1,324,114	3,587,857	2,175,468
Paper	...	...	...	4,499,407	...	4,729,096	...	5,596,480	...	4,695,050
Perfumery	...	...	...	1,121,012	...	1,039,072	...	1,140,734	...	1,217,984
Petroleum and bitumens	...	...	...	1,397,297	...	1,599,419	...	1,818,319	...	1,886,223
Seeds ... Kilogs.	...	...	2,333,149	2,416,933	4,585,649	2,880,276	4,081,363	2,924,333	4,150,774	3,801,756
Ships and boats	...	...	...	471,860	...	634,260	...	19,410	...	269,600
Silk:—										
Yarns ... Kilogs.	...	...	8,787	833,467	7,929	926,521	11,667	1,060,017	11,264	982,838
Manufactures ... "	...	...	217,719	11,371,660	176,328	8,733,485	211,549	11,345,970	211,507	11,223,915
Sugar and sweetstuffs	...	...	...	1,166,203	...	1,495,670	...	1,374,574	...	1,400,026
Tea ... Kilogs.	...	...	205,463	410,926	233,295	466,590	240,805	481,610	252,386	504,772
Tobacco in the leaf ... "	...	...	1,571,167	7,855,835	1,308,711	6,543,555	416,790	2,083,950	375,886	1,879,430
Toys	...	...	...	1,071,217	...	1,038,647	...	992,733	...	1,050,433
Vegetables ... Kilogs.	...	...	2,851,167	577,884	2,186,349	422,466	3,220,740	667,221	4,179,107	621,003
Vehicles	...	...	...	23,563,487	...	12,740,388	...	13,546,232	...	7,714,858
Wearing apparel	...	...	...	17,046,413	...	22,040,004	...	21,156,435	...	17,966,593
Wood and mfrs. of:—										
Cabinet makers' wares ... Kilogs.	...	...	693,202	2,312,264	661,403	2,433,704	750,450	2,788,754	711,160	2,387,733
Casks and barrels ... "	...	...	1,172,477	468,991	1,433,026	573,210	1,969,795	787,918	1,632,581	653,032
Tannins and tanning extracts ... "	...	...	2,025,165	1,012,583	2,317,090	1,158,546	4,251,396	2,125,698	3,100,691	1,550,346
Trunks of fir and other resinous trees ... Cub. metres	...	...	115,347	1,153,470	77,526	775,260	62,011	620,110	80,341	803,410
Turnery ... Kilogs.	...	...	178,356	1,013,414	129,337	450,935	112,223	404,292	102,543	365,707
Wool:—										
Raw, washed, combed and carded ... "	...	...	509,926	1,611,728	404,278	1,231,485	484,569	1,454,943	650,049	1,808,514
Yarns ... "	...	...	294,760	2,084,088	280,199	2,034,236	321,731	2,308,166	276,793	1,983,896
Manufactures ... "	...	...	2,834,263	30,651,138	2,664,616	29,171,489	2 662,393	28,658,320	2,165,220	23,435,802
Total value of principal and other articles imported	...	337,538,000	...	422,114,000	...	430,509,115	...	414,058,479	...	368,300,099

ROUMANIA.

TOTAL Quantities and Values of the Principal Articles Exported (Merchandise only) during the Years ended December 31, 1905 to 1909, inclusive.

NOTE:—Leu = 19·3 cents. Kilog = 2·204 lbs.

ARTICLES.	1905.		1906.		1907.		1908.		1909.	
	Quantity.	Value.	Quantity.	Value.	Quantity.	Value.	Quantity.	Value.	Quantity.	Value.
		Lei.		Lei.		Lei.		Lei.		Lei.
Animals, living:—										
Cattle ..... No.	6,044	1,330,000	2,360	565,250	3,525	810,920	10,093	2,350,610	9,300	2,231,070
Other	.....	.....	.....	462,106	.....	338,504	.....	282,253	.....	462,405
Animal products, alimentary:										
Cheese ..... Kilogs.	.....	.....	180,090	180,090	296,662	296,662	85,093	85,093	214,895	214,895
Eggs ..... "	.....	.....	5,687,956	2,843,999	7,532,247	3,766,123	7,218,577	3,609,288	5,946,214	2,973,107
Fish ..... "	.....	.....	4,101,404	2,000,884	5,755,750	2,419,163	7,418,351	3,185,742	5,102,433	2,298,181
Animal products, other	.....	.....	.....	62,361	.....	147,296	.....	31,022	.....	296,173
Animal wastes and other animal substances	.....	.....	.....	7,748	.....	4,467	.....	9,292	.....	9,671
Beverages	.....	.....	.....	153,627	.....	314,653	.....	186,592	.....	187,312
Celluloid	.....	.....	.....	380	.....	2,400	.....	322	.....	.....
Chemical and medicinal products	.....	.....	.....	505,503	.....	759,814	.....	819,885	.....	882,098
Clocks, watches, &c	.....	.....	.....	2,661	.....	765	.....	2,068	.....	.....
Colours and varnishes	.....	.....	.....	5,576	.....	3,605	.....	3,213	.....	702
Earths, stones and mfrs. thereof	.....	.....	.....	171,687	.....	327,217	.....	242,519	.....	254,434
Explosives	.....	.....	.....	80,914	.....	526,152	.....	251,200	.....	302,990
Fruits, colonial	.....	.....	.....	1,139,293	.....	1,444,205	.....	1,333,985	.....	1,240,817
Furs	.....	.....	.....	306,122	.....	96,256	.....	69,814	.....	90,214
Glass and glasswares	.....	.....	.....	14,527	.....	8,496	.....	27,179	.....	26,653
Grain and grain products:—										
Barley ..... Kilogs.	340,718,000	38,744,000	470,721,111	49,299,663	357,027,245	50,794,020	144,405,175	19,666,774	295,846,608	37,441,722
Bran ..... "	.....	.....	30,793,736	2,155,562	23,736,970	1,661,587	14,497,813	1,014,847	16,980,898	1,188,663
Corn ..... "	36,604,000	5,107,000	603,433,725	65,774,276	1,389,717,829	166,766,139	735,591,228	98,569,225	738,964,444	102,716,058
Millet ..... "	.....	.....	26,569,068	2,125,525	41,058,922	4,311,186	22,550,657	2,458,022	13,402,002	1,728,858
Oats ..... "	.....	.....	169,399,121	19,142,101	103,753,377	14,317,966	58,393,053	7,094,756	175,327,685	20,338,000
Rye ..... "	169,532,000	21,933,000	184,789,393	20,419,228	106,278,510	17,004,562	45,134,214	7,695,383	57,237,483	8,871,810
Wheat ..... "	1,716,384,000	251,342,000	1,727,815,830	231,524,509	1,151,558,591	207,264,442	714,501,959	140,378,103	857,701,446	178,401,901
Wheat flour ..... "	43,075,000	9,907,000	66,259,933	14,577,185	49,510,540	10,892,318	25,672,618	5,380,712	30,566,718	6,504,161
Gutta percha, India-rubber, gums, resins, &c	.....	.....	.....	518,108	.....	545,343	.....	459,387	.....	666,820
Hides and skins, raw ..... Kilogs.	1,774,000	3,352,000	1,320,125	2,352,802	519,976	993,576	609,233	1,189,125	1,219,573	2,115,391
Machinery	.....	.....	.....	683,421	.....	246,895	.....	493,598	.....	462,403

ROUMANIA.

TOTAL Quantities and Values of the Principal Articles of Domestic Produce Exported (Merchandise only), &c.—*Concluded.*

ARTICLES.	1905.		1906.		1907.		1908.		1909.	
	Quantity.	Value.	Quantity.	Value.	Quantity.	Value.	Quantity.	Value	Quantity.	Value.
		Lei.		Lei.		Lei.		Lei.		Lei.
Metals, mineral products and mfrs. thereof	.....	.....	.....	1,454,408	.....	869,531	.....	909,257	.....	945,972
Musical instruments	.....	.....	.....	20,623	.....	10,568	.....	11,455	.....	1,370
Oils, vegetable	.....	.....	.....	5,521	.....	7,144	.....	6,027	.....	10,638
Paper	.....	.....	.....	121,834	.....	107,499	.....	96,034	.....	140,379
Perfumery	.....	.....	.....	152	.....	155	.....	367	.....	1,355
Petroleum and bitumens:—										
Benzine of petroleum or coal, also gasoline and lingroine Kilogs.	.....	.....	79,194,627	5,564,667	89,524,958	6,266,537	122,860,117	15,357,503	108,736,495	13,592,062
Petroleum and schist oil, raw "	51,840,000	1,555,000	53,852,167	1,615,565	76,061,956	2,281,858	77,074,051	2,910,894	52,681,352	2,016,001
Petroleum and schist oil, refined "	.....	.....	190,914,275	11,454,857	262,488,614	15,749,317	263,633,166	19,772,487	262,587,196	19,694,040
Salt, rock or sea "	.....	.....	43,125,645	1,293,769	44,706,938	1,341,208	44,621,894	1,338,746	53,842,868	1,615,286
Seeds, oleaginous "	195,577,000	39,765,000	22,456,397	5,364,622	6,998,374	1,744,326	8,650,619	2,110,089	37,032,471	10,010,562
Ships and boats	.....	.....	.....	68	.....	3,100	.....	3,820	.....	4,500
Silk and mfrs. of	.....	.....	.....	19,587	.....	36,736	.....	37,338	.....	37,569
Sugar and sweet stuffs	.....	.....	.....	910,835	.....	895,880	.....	2,884	.....	2,668
Textile materials (vegetable) and mfrs. thereof	.....	.....	.....	88,406	.....	110,812	.....	41,284	.....	74,779
Toys	.....	.....	.....	936	.....	40	.....	620	.....	1,312
Vegetables:										
Beans and peas Kilogs.	.....	.....	51,489,154	10,573,012	42,062,691	7,561,563	51,463,044	8,757,304	45,811,425	9,072,478
Vehicles	.....	.....	.....	41,137	.....	9,095	.....	2,571	.....	1,272
Wearing apparel	.....	.....	.....	88,242	.....	27,065	.....	64,102	.....	39,115
Wood and mfrs. of:										
Trunks of fir and other resinous trees Cub. metres	.....	.....	169,555	2,373,770	156,836	2,195,704	250,169	3,502,366	284,091	3,977,274
Wood for building purposes, hewn or sawn Kilogs.	297,874,000	2,085,000	297,430,707	24,077,416	267,538,108	21,774,027	258,501,998	21,727,469	298,439,321	24,395,936
Wool, raw, washed, combed, or carded "	2,319,000	3,247,000	2,211,946	2,761,654	1,154,417	1,396,449	897,192	1,081,131	1,213,401	1,513,085
Total value of principal and other articles exported	.....	457,101,000	.....	491,360,000	.....	554,018,631	.....	379,430,871	.....	465,056,619

RUSSIA.

VALUE of the Total Imports for Consumption and Exports of Domestic Produce (Merchandise only) from and to each Principal Country during the Years ended December 31, 1905 to 1909, inclusive.

NOTE:—Rouble=51·5 cents.

Imports.					Countries.	Exports.				
1905.	1906.	1907.	1908.	1909.		1905.	1906.	1907.	1908.	1909.
Roubles.	Roubles.	Roubles.	Roubles.	Roubles.		Roubles.	Roubles.	Roubles.	Roubles.	Roubles.
97,410,000	105,726,000	114,935,000	120,285,952	127,946,000	United Kingdom	249,206,000	225,447,000	228,504,000	220,513,674	288,885,000
.....	.....	2,941,000	2,730,046	.....	Africa	.....	.....	2,197,000	3,014,997	.....
19,653,000	21,357,000	24,108,000	26,499,720	27,315,000	Austria-Hungary	45,660,000	45,045,000	42,626,000	48,967,797	60,875,000
7,376,000	7,209,000	9,030,000	8,073,157	6,726,000	Belgium	44,609,000	41,330,000	37,225,000	34,391,645	64,392,000
.....	.....	119,000	38,555	.....	Bulgaria	.....	.....	353,000	458,041	.....
.....	.....	931,000	1,676,369	357,000	Brazil	.....	.....	.....	5	.....
60,549,000	97,427,000	89,742,000	93,344,121	74,607,000	China	31,588,000	57,530,000	26,440,000	23,285,377	21,782,000
4,131,000	6,437,000	5,915,000	8,753,720	7,936,000	Denmark	23,382,000	30,772,000	29,913,000	31,491,238	36,728,000
10,057,000	10,705,000	14,866,000	20,134,560	18,974,000	East Indies	577,000	277,000	454,000	306,618	179,000
8,882,000	12,219,000	12,262,000	13,793,863	9,979,000	Egypt	2,820,000	2,552,000	3,424,000	3,637,691	3,129,000
26,764,000	31,983,000	29,187,000	28,749,972	32,974,000	Finland	39,007,000	47,277,000	49,659,000	48,762,215	51,801,000
26,131,000	28,717,000	29,120,000	36,287,655	49,547,000	France	64,466,000	76,506,000	73,114,000	64,625,656	89,061,000
249,411,000	298,422,000	337,367,000	348,126,062	363,263,000	Germany	255,312,000	284,675,000	291,041,000	278,991,652	387,119,000
789,000	1,141,000	1,153,000	1,344,828	780,000	Greece	9,742,000	10,391,000	10,411,000	10,800,839	16,554,000
12,274,000	13,233,000	11,405,000	11,495,814	18,068,000	Holland	126,802,000	107,959,000	114,382,000	93,815,151	189,498,000
9,433,000	10,895,000	13,085,000	13,052,963	12,060,000	Italy	62,654,000	51,959,000	34,436,000	29,936,541	67,785,000
.....	.....	9,085,000	11,058,224	.....	Japan	.....	.....	4,198,000	5,115,110	.....
7,659,000	5,983,000	7,897,000	8,361,332	8,798,000	Norway	7,870,000	6,344,000	7,464,000	5,752,163	8,092,000
22,312,000	24,503,000	25,314,000	28,471,185	31,579,000	Persia	26,060,000	31,756,000	28,264,000	26,656,758	32,302,000
.....	.....	1,682,000	1,988,834	1,626,000	Portugal	.....	.....	126,000	146,858	.....
1,358,000	844,000	2,079,000	2,756,325	1,892,000	Roumania	10,425,000	17,583,000	13,532,000	12,823,412	15,783,000
.....	.....	155,000	33,291	.....	Servia	.....	.....	506,000	218,309	.....
2,445,000	1,640,000	2,153,000	2,222,165	1,323,000	Spain	19,516,000	8,028,000	2,401,000	5,006,098	4,456,000
4,787,000	6,547,000	11,669,000	10,132,116	7,620,000	Sweden	11,421,000	9,589,000	8,362,000	4,723,614	11,033,000
.....	.....	4,661,000	4,613,754	4,716,000	Switzerland	.....	.....	339,000	310,310	.....
6,727,000	7,826,000	7,218,000	7,452,564	8,824,000	Turkey	15,866,000	15,242,000	19,319,000	22,764,792	27,682,000
40,836,000	47,450,000	55,588,000	79,215,109	57,854,000	United States	3,546,000	5,712,000	8,424,000	2,821,706	11,196,000
25,103,000	60,423,000	23,398,000	21,666,801	31,572,000	Other Countries	26,796,000	18,912,000	15,596,000	18,912,124	39,343,000
635,087,000	800,690,000	847,365,000	912,659,360	906,336,000	Totals	1,077,325,000	1,094,886,000	1,053,010,000	998,250,391	1,427,675,000

RUSSIA.

TOTAL Quantities and Values of the Principal Articles Imported for Consumption (Merchandise only) during the Years ended December 31, 1905 to 1909, inclusive.

NOTE:—Rouble=51·5 cents. Pood=36 lbs.

ARTICLES.	1905.		1906.		1907.		1908.		1909.	
	Quantity.	Value.	Quantity.	Value.	Quantity.	Value.	Quantity.	Value.	Quantity.	Value.
		Roubles.		Roubles.		Roubles.		Roubles.		Roubles.
Books, maps, &c.	.....	1,332,000	.....	1,940,000	.....	2,265,000	.....	2,300,000	.....	3,818,000
Cement and earths ... Poods	8,089,000	1,464,000	7,335,000	1,408,000	8,636,000	2,158,000	10,305,000	2,212,000	12,967,000	2,374,000
Chemicals and drugs ... "	5,548,000	13,352,000	6,219,000	15,265,000	7,059,000	18,424,000	7,225,000	17,227,000	8,316,000	17,742,000
Coal, coke, &c. ... "	252,935,000	26,764,000	268,108,000	29,861,000	249,723,000	30,530,000	269,461,000	31,694,000	266,229,000	32,244,000
Coffee, raw ... "	595,000	5,179,000	653,000	5,800,000	694,000	6,249,000	704,000	6,338,000	713,000	6,420,000
Copper, aluminium, nickle, &c., unwrought ... "	1,304,000	14,446,000	917,000	12,193,000	349,000	5,822,000	353,000	4,578,000	348,000	5,026,000
Cotton, raw. ... "	10,473,000	73,008,000	10,020,000	78,161,000	10,867,000	91,365,000	14,560,000	119,468,000	11,222,000	97,059,000
" yarn. ... "	127,000	3,954,000	219,000	7,184,000	353,000	9,026,000	279,000	8,421,000	257,000	9,392,000
" manufactures (*a*). ...	.....	7,873,000	.....	21,130,000	.....	12,527,000	.....	16,878,000	.....	11,854,000
Dyes—Coal, tar, &c. ... Poods	66,000	3,441,000	78,000	3,977,000	80,000	3,909,000	81,000	4,242,000	79,000	4,321,000
Fish—Herrings, cod, &c., salted or dried ... "	10,522,000	14,767,000	11,874,000	18,208,000	16,065,000	24,984,000	17,580,000	22,051,000	18,093,000	22,412,000
Fruits, fresh, oranges and lemons ...	.....	3,406,000	.....	4,691,000	.....	4,529,000	.....	6,483,000	.....	6,133,000
" dried, figs, dates, raisins, &c. ...	.....	6,097,000	.....	9,394,000	.....	7,867,000	.....	7,940,000	.....	9,390,000
Glass and glassware ...	.....	1,674,000	.....	3,785,000	.....	2,845,000	.....	2,932,000	.....	2,970,000
Hides and skins, raw. ...	.....	9,060,000	.....	8,426,000	.....	10,236,000	.....	14,542,000	.....	15,967,000
India-rubber and gutta-percha, in the rough ... Poods	608,000	24,323,000	463,000	27,748,000	416,000	24,976,000	462,000	26,403,000	438,000	24,146,000
Indigo. ... "	46,000	2,439,000	51,000	3,070,000	48,000	2,858,000	47,000	2,791,000	42,000	2,499,000
Iron, pig. ... "	815,000	413,000	472,000	241,000	298,000	171,000	396,000	216,000	334,000	249,000
" bars, blooms, rails, &c. ... "	674,000	755,000	1,078,000	1,556,000	859,000	1,233,000	986,000	1,112,000	713,000	749,000
" in sheets or plates ... "	1,838,000	2,349,000	1,988,000	2,704,000	1,629,000	2,185,000	1,570,000	1,972,000	1,741,000	2,024,000
" steel, in bars, rails or sheets ... "	1,026,000	949,000	1,060,000	984,000	933,000	911,000	879,000	836,000	722,000	632,000
Lead, in pigs, rolls, &c., and litharge ... "	3,095,000	6,276,000	1,455,000	3,661,000	2,346,000	7,188,000	2,835,000	7,428,000	2,683,000	6,078,000
Machinery and locomotives:										
Agricultural machinery ...	.....	18,900,000	.....	18,350,000	.....	20,885,000	.....	25,600,000	.....	37,657,000
Locomotives and traction engines ...	.....	1,088,000	.....	238,000	.....	212,000	.....	338,000	.....	188,000
Textile, printing, metal and woodworking machinery ...	.....	3,074,000	.....	4,725,000	.....	7,347,000	.....	8,956,000	.....	8,122,000

Metal wares: Iron, steel, tin, &c		34,548,000		43,781,000		39,253,000		39,310,000		38,743,000
Oils, other than mineral	Poods	1,010,000	5,515,000	1,092,000	5,312,000	978,000	5,390,000	1,151,000	5,942,000	1,023,000	5,716,000
Plants and seeds	"	5,842,000	12,778,000	5,911,000	11,791,000	6,674,000	14,073,000	7,813,000	14,609,000	8,226,000	17,682,000
Rice	"	4,907,000	6,933,000	5,841,000	6,518,000	5,380,000	7,322,000	6,927,000	10,294,000	6,407,000	8,049,000
Silk, raw	"	63,000	11,480,000	79,000	15,265,000	82,000	18,617,000	90,000	18,464,000	97,000	20,368,000
" yarn or twist	"	2,000	443,000	3,000	605,000	3,000	645,000	3,000	761,000	4,000	896,000
" manufactures of (*a*)			5,662,000		5,887,000		7,662,000		8,231,000		8,317,000
Tea	Poods	3,254,000	47,156,000	5,747,000	77,444,000	5,669,000	76,578,000	5,320,000	67,789,000	4,496,000	59,241,000
Tobacco, cigars and cigarettes	"	49,000	2,215,000	50,000	2,348,000	48,000	2,082,000	59,000	2,172,000	47,000	1,512,000
Watches, clocks, &c			2,572,000		3,925,000		3,518,000		2,719,000		3,130,000
Wine, in casks			3,887,000		7,058,000		4,432,000		5,758,000		4,738,000
" in bottle, sparkling and other	Bottles	1,579,000	3,809,000		3,620,000		4,995,000		5,626,000		6,178,000
Wool, raw	Poods	1,757,000	22,144,000	1,796,000	24,546,000	2,213,000	30,875,000	2,006,000	32,567,000	2,651,000	44,506,000
Woollen yarns	"	313,000	11,427,000	426,000	15,125,000	501,000	18,697,000	391,000	15,813,000	449,000	18,763,000
Wool, manufactures of (*a*)			9,112,000		9,854,000		12,682,000		13,629,000		11,663,000
Total value of principal and other articles imported			635,087,000		800,690,000		847,365,000		912,659,360		906,336,000

(*a*) Except knitted wares, trimmings, lace, embroidery and ready-made clothing.

RUSSIA.

TOTAL Quantities and Values of the Principal Articles of Domestic Produce Exported (Merchandise only) during the Years ended December 31, 1905 to 1909, inclusive.

NOTE:—Rouble=51·5 cents. Pood=36 lbs.

ARTICLES.		1905.		1906.		1907.		1908.		1909.	
		Quantity.	Value.	Quantity.	Value.	Quantity.	Value.	Quantity.	Value.	Quantity.	Value.
			Roubles.		Roubles.		Roubles.		Roubles.		Roubles.
Animals:—											
Horses	No.	23,454	2,122,000	122,340	10,669,000	93,882	8,809,000	82,407	8,365,642	76,110	8,328,000
Fowls and game		.....	10,214,000	.....	11,505,000	.....	10,575,000	.....	11,256,868	.....	12,676,000
Cattle, sheep and pigs	No.	96,086	3,106,000	160,150	5,132,000	120,581	3,455,000	97,715	3,625,884	112,234	3,969,000
Brandy and corn spirit		.....	2,304,000	.....	1,386,000	.....	1,377,000	.....	3,623,320	.....	5,196,000
Bristles	Poods	133,000	4,538,000	138,000	4,373,000	144,000	4,931,000	123,597	4,132,999	144,000	4,756,000
Butter (exclusive of margarine)	"	2,408,000	31,499,000	3,211,000	44,812,000	3,658,000	47,978,000	3,123,256	45,708,509	3,479,000	48,862,000
Caviare	"	155,000	2,923,000	149,000	2,759,000	128,000	2,138,000	132,368	2,527,819	160,000	3,660,000
Clothing, ready-made		.....	615,000	.....	1,220,000	.....	1,326,000	.....	841,500	.....	788,000
Corn, flour and meal:—											
Wheat	Poods	293,834,000	281,864,000	219,995,000	205,686,000	141,674,000	155,756,000	89,802,712	113,064,152	314,469,000	384,336,000
Rye	"	59,674,000	45,650,000	65,366,000	48,903,000	45,164,000	44,827,000	24,910,881	25,999,192	35,499,000	34,130,000
Barley	"	138,263,000	88,725,000	148,810,000	100,548,000	132,665,000	111,363,000	161,389,345	132,667,974	219,202,000	165,906,000
Oats	"	127,327,000	90,468,000	69,544,000	51,471,000	26,137,000	22,678,000	29,373,599	24,526,138	74,663,000	61,763,000
Maize	"	11,432,000	8,031,000	15,321,000	9,191,000	59,913,000	41,762,000	36,511,223	28,582,124	41,149,000	31,153,000
Peas	"	10,710,000	11,758,000	9,814,000	9,719,000	7,957,000	6,993,000	7,071,925	7,165,195	9,146,000	10,408,000
Flour of wheat	"	5,919,000	9,341,000	6,142,000	9,777,000	4,043,000	6,785,000	3,242,768	6,162,436	5,764,000	11,141,000
" of rye	"	7,123,000	6,953,000	7,523,000	7,441,000	6,344,000	8,273,000	6,177,746	7,187,977	7,010,000	7,758,000
Bran	"	35,565,000	18,409,000	39,523,000	21,614,000	35,988,000	22,125,000	31,774,437	20,292,566	39,005,000	26,515,000
All other	"	7,654,000	7,904,000	8,720,000	8,523,000	10,497,000	10,630,000	14,649,173	14,653,888	16,032,000	16,984,000
Totals	"	697,501,000	569,103,000	590,758,000	472,873,000	470,382,000	431,192,000	401,903,809	380,301,642	761,939,000	750,094,000
Cotton, manufactures of		.....	20,518,000	.....	24,823,000	.....	21,479,000	.....	20,479,463	.....	23,101,000
Eggs	M.	2,993,552	60,941,000	2,833,171	56,157,000	2,607,625	53,247,000	2,588,518	54,851,213	2,844,737	62,213,000
Flax, raw	Poods	14,757,000	68,293,000	13,817,000	61,319,000	13,574,000	57,956,000	14,512,944	58,157,187	14,354,000	60,761,000
" tow	"	1,787,000	5,613,000	2,164,000	6,637,000	2,299,000	7,115,000	2,360,019	7,109,370	2,438,000	7,161,000
Fur and sheep skins		.....	10,515,000	.....	17,415,000	.....	16,420,000	.....	10,247,567	.....	11,985,000

Hemp, raw ..... Poods	2,731,000	9,913 000	2,771,000	10,092,000	3,156,000	13,038,000	2,952,403	12,044,084	2,538,000	10,551,000
Leather and hides, untanned "	1,146,000	13,342,000	1,700,000	19,758,000	1,156,000	18,282,000	911,903	15,272,923	1,747,000	23,707,000
Oil cake ..... "	27,065,000	20,090,000	32,007,000	25,781,000	32,236,000	26,225,000	40,430,457	33,205,353	38,033,000	33,649,000
Oil:—Illuminating, petroleum, &c. ..... "	57,660,000	29,216,000	40,342,000	24,537,000	44,716,000	29,554,000	48,620,415	31,774,190	48,560,000	34,752,000
Seeds, oleaginous—										
Linseed ..... "	6,627,000	8,803,000	7,317,000	10,563,000	5,256,000	7,759,000	9,382,589	13,914,585	6,020,000	10,543,000
Rape and kohlrabi ..... "	1,291,000	1,169,000	1,109,000	1,048,000	1,338,000	1,366,000	1,832,753	1,932,493	466,000	619,000
Sugar:—										
Refined, in loaves ..... "	3,070,000	11,673,000	3,607,000	14,592,000	3,574,000	11,051,000	3,838,175	11,753,918	3,818,000	12,384,000
Other ..... "	3,048,000	6,396,000	2,320,000	4,918,000	7,417,000	12,285,000	14,389,794	22,617,870	8,696,000	15,849,000
Totals ..... "	6,118,000	18,069,000	5,927,000	19,510,000	10,991,000	23,336,000	18,227,969	34,371,788	12,514,000	28,233,000
Wood of all sorts	.....	76,867,000	.....	98,248,000	.....	107,794,000	.....	111,238,868	.....	126,575,000
Wool, raw, unspun ..... Poods	898,000	5,745,000	1,177,000	7,488,000	846,000	6,138,000	409,715	3,482,670	835,000	6,751,000
Total value of principal and other articles exported ...	.....	1,077,325,000	.....	1,094,886,000	.....	1,053,010,000	.....	998,250,361	.....	1,427,675,000

ST. LUCIA.

VALUE of the Total Imports and Exports from and to each Principal Country during the Years ended December 31, 1906 to 1910, inclusive. *(Including Coin and Bullion).*

Imports.					Countries.	Exports.				
1906.	1907.	1908.	1909.	1910.		1906.	1907.	1908.	1909.	1910.
$	$	$	$	$	*British Empire.*	$	$	$	$	$
427,503	392,269	438,861	412,644	387,129	....United Kingdom	310,274	304,814	298,350	412,581	394,920
109,285	104,264	86,344	81,608	13,748	.. Barbados	9,528	9,831	22,484	16,133	13,650
1,392	6,458	1,100	7,305	5,353	....British Guiana	691	10,001	633	107	238
37,621	33,181	29,575	30,762	72,017	....Canada	47,722	41,784	40,481	44,418	57,212
817	229	307	905	146	... Dominica	1,903	2,940	2,974	3,518	3,937
6,341	3,810	5,538	3,835	5,285	....Jamaica	10	25	243,333	121	....
3,625	7,285	5,728	9,052	8,176	....Montserrat	39	214	204	258	228
1,114	2,019	2,025	17,564	2,385	....St. Vincent	1,795	1,733	1,995	2,828	3,192
4,993	4,900	3,421	4,044	1,908	....Trinidad and Tobago	2,389	526	526	24,547	5,062
653	3,232	6,739	5,745	27,238	....Other British Possessions	1,598	3,332	3,567	3,417	6,139
593,344	557,647	579,638	573,464	523,385	.. ....Totals, British Empire	375,949	375,200	614,547	507,958	484,578
					Foreign Countries.					
68	73	58	39	8	....Colon	1,051	311	204	219	....
7,363	17,815	6,196	10,030	5,027	.. Foreign West Indies	4,010	3,421	2,735	4,862	6,366
21,911	23,101	23,370	27,204	26,873	....France	162,926	188,330	108,983	133,069	95,143
4,078	5,528	10,200	9,062	11,363	....Germany	3,767	2,590	968	1,076	1,367
551,442	901,190	783,197	650,395	750,061	.. United States	9,285	20,366	243	6,269	5,937
1,810	4,816	7,579	11,383	17,867	....Other Foreign Countries	815	3,611	4,168	3,162	794
586,672	952,523	830,600	708,113	811,199	.....Totals, Foreign Countries	181,854	218,629	117,301	148,657	109,607
593,344	557,647	579,638	573,464	523,385	.....Totals, British Empire	375,949	375,200	614,547	507,958	484,578
1,180,016	1,510,170	1,410,238	1,281,577	1,334,584	.....Totals	557,803	593,829	731,848	656,615	594,185
.....	.....	.....	.....	.....	.. Bunker coal (exports)	514,387	692,920	497,802	563,336	568,718
.....	.....	.....	14,064	14,483	....Parcels post (imports)	.....	.....	.....	.....	.....
1,180,016	1,510,170	1,410,238	1,295,641	1,349,067	.....Grand totals	1,072,190	1,286,749	1,229,650	1,219,951	1,162,903

ST. LUCIA.

TOTAL Quantities and Values of the Principal Articles of Merchandise Imported during the Years ended December 31, 1906 to 1910, inclusive.

ARTICLES.		1906.		1907.		1908.		1909.		1910.	
		Quantity.	Value.	Quantity.	Value.	Quantity.	Value.	Quantity.	Value.	Quantity.	Value.
			$		$		$		$		$
Ale and beer			7,173		4,721		7,368		4,960		4,681
Animals, living			7,232		8,857		10,706		17,700		11,981
Arms and ammunition			1,085		788		2,083		1,460		1,129
Bacon and hams	Lbs.	16,436	2,477	19,779	3,047	20,616	3,163	21,239	3,582	14,487	3,115
Beef and pork, salted or pickled	"	189,978	12,157	207,900	13,417	206,161	15,398	177,999	14,025	140,325	14,025
Boots and shoes			19,909		25,813		23,618		23,277		23,305
Butter	Lbs.	47,568	8,867	64,171	11,037	28,329	7,340	43,189	10,010	40,615	9,402
Butter substitute, oleomargarine	"	88,088	8,122	89,337	8,593	117,004	12,434	115,739	12,059	105,310	11,767
Cheese	"	18,786	2,978	19,026	3,139	23,803	4,005	19,859	3,407	14,458	2,657
Coal, coke, &c	Tons	76,304	457,740	111,232	667,707	96,373	582,994	84,800	489,207	87,454	493,051
Cottons and woollens			125,421		134,203		149,348		129,132		120,182
Earthenware and glassware			4,521		6,783		10,127		10,979		10,060
Fish, salted and dried	Cwt.	7,623	46,440	6,383	39,911	8,805	42,220	9,387	41,259	8,433	51,873
Fish, other			1,765		1,820		2,351		1,684		2,419
Flour	Bbls.	13,906	72,807	18,063	98,555	15,944	100,769	13,680	95,664	15,357	100,433
Fruits and vegetables, fresh			6,077		6,570		6,659		7,364		6,594
Furniture			10,008		10,478		7,251		11,753		5,694
Haberdashery			37,391		49,100		34,553		31,127		25,992
Hats and caps			11,278		11,933		15,200		10,911		8,312
Hardware and cutlery			26,900		27,638		18,284		21,866		21,282
Lard	Lbs.	65,223	5,169	69,962	6,429	64,605	5,397	69,788	6,366	68,080	7,684
Machinery			8,097		6,862		16,094		11,529		52,954
Manures	Bags.	4,622	23,336	6,177	27,759	8,610	30,835	7,572	23,393	10,030	32,280
Medicines			8,475		8,697		7,675		10,336		10,394
Oats	Bush.	7,429	5,675	5,558	4,686	5,715	5,295	7,844	7,300	6,460	4,867
Oils			32,578		33,259		33,760		36,807		40,466
Ordnance stores					2,920		711				
Paints, dyes, &c			3,195		4,395		3,640		3,207		3,450
Parcel post									14,064		14,483
Peas and beans	Bush.	2,102	4,977	2,684	5,650	2,244	4,876	2,391	5,621	2,517	5,164
Preserves			3,772		4,234		3,275		3,742		3,918
Rice	Lbs.	506,540	13,744	537,377	16,536	451,784	13,743	443,541	12,069	607,752	14,643
Soap			12,265		11,957		14,395		11,831		13,412

ST. LUCIA.

TOTAL Quantities and Values of the Principal Articles of Merchandise Imported, &c.—*Concluded.*

ARTICLES.	1906.		1907.		1908.		1909.		1910.	
	Quantity.	Value.	Quantity.	Value.	Quantity.	Value.	Quantity.	Value.	Quantity.	Value.
		$		$		$		$		$
Spirits and wines	.....	26,313	.....	23,398	.....	25,569	.....	24,129	.....	20,581
Tobacco	.....	14,688	.....	13,870	.....	15,875	.....	17,252	.....	16,254
Wood—White ..... Ft.	115,007	3,528	195,435	5,567	239,845	7,742	103,396	3,640	147,140	5,183
Pitch pine ..... "	27,518	531	151,407	6,643	210,042	6,424	277,194	7,524	409,471	13,933
All other articles	.....	114,772	.....	132,253	.....	144,291	.....	138,372	.....	147,821
Total imports (n.dse)	.....	1,151,463	.....	1,449,225	.....	1,395,468	.....	1,278,608	.....	1,335,441
Coin and bullion	.....	28,553	.....	*60,945	.....	14,770	.....	17,033	.....	13,626
Total imports	.....	1,180,016	.....	1,510,170	.....	1,410,238	.....	1,295,641	.....	1,349,067

ST. LUCIA.

TOTAL Quantities and Values of the Principal Articles of Merchandise Exported during the Years ended December 31, 1906 to 1910, inclusive.

ARTICLES.	1906.		1907.		1908.		1909.		1910.	
	Quantity.	Value.	Quantity.	Value.	Quantity.	Value.	Quantity.	Value.	Quantity.	Value.
		$		$		$		$		$
Animals, living		3,582		404		584		1,660		1,319
Coal ... Tons	264	1,968	808	5,820	619	3,952	815	4,526	889	4,599
Cocoa, unmanufactured ... Lbs.	1,579,200	205,863	1,719,700	230,154	1,355,000	148,372	2,171,008	264,138	1,637,400	199,217
Fuel, wood ... Cords	1,055	2,567	965	2,350	1,133	2,757	1,303	3,173	1,364	3,319
Fruits, fresh—Mangoes		1,129		1,245		2,842		3,270		2,531
Hides		4,759		4,205		3,596		4,224		4,506
Logwood ... Tons	478	4,070	1,609	13,704	499	4,857	192	1,869	463	4,506
Ordnance stores		365		122						
Rum ... Galls.	6,276	1,538	3,263	793	23,440	6,653	27,883	11,310	4,692	1,903
Spices		172		496		253		793		871
Sugar and molasses—										
Molasses		78		506		438		5,373		9,315
Melhado sugar		4,570								
Muscovado sugar ... Lbs.	1,215,200	7,835	138,880	1,961	202,107	3,441	319,785	5,548	170,240	3,698
Usine sugar ... "	12,187,840	251,555	11,876,480	258,030	9,762,000	261,296	10,719,571	290,189	11,635,760	316,275
Vegetables		1,076		516		1,338		886		623
All other articles		47,163		38,775		266,153		29,677		36,778
Total exports (mdse.)		538,290		559,081		706,532		626,636		589,460
Coin and bullion		19,513		34,748		25,316		29,979		4,725
Bunker coal ... Tons	88,733	514,387	118,503	692,920	85,216	497 802	96,461	563,336		568,718
Total exports		1,072,190		1,286,749		1,229,650		1,219,951		1,162,903

ST. VINCENT.

VALUE of the Total Imports and Exports from and to each Principal Country during the Years ended March 31, 1907 and 1908, and December 31, 1908 to 1910, inclusive.

Imports.					Countries.	Exports.				
1906-7.	1907-8.	1908.	1909.	1910.		1906-7.	1907-8.	1908.	1909.	1910.
$	$	$	$	$	*British Empire.*	$	$	$	$	$
132,013	176,562	220,265	147,129	210,503	....United Kingdom	194,073	256,560	264,961	225,462	311,377
39,638	40,262	34,957	36,898	94,044	...British North America	27,068	17,754	9,962	26,834	23,550
120,177	166,167	200,390	172,494	52,360	....British West Indies	182,863	179,507	173,745	169,701	148,267
156	88	146	.....	7,815	....Other British Possessions	229	9	53	10	2
291,984	383,079	455,758	356,521	364,722	.....Totals, British Empire	404,233	453,830	448,721	422,007	483,196
					Foreign Countries.					
282	380	711	2,400	3,396	....Denmark	.....	.....	.....	.....	.....
506	482	603	847	9,101	....France	.....	.....	439	278	306
1,401	2,978	4,229	3,305	3,567	....Foreign West Indies	44	263	1,100	2,122	1,825
370	666	613	915	3,766	....Germany	.....	.....	.....	.....	.....
798	808	1,513	934	1,615	...Holland	.....	.....	.....	.....	.....
84,285	81,205	89,717	62,323	87,458	....United States	2,477	3,295	9,377	7,256	7,066
9	83	.....	.....	141	....Venezuela	307	511	.....	.....	.....
4	214	259	97	1,887	....Other Foreign Countries	547	855	1,430	.....	15
87,655	86,816	97,645	70,821	110,931	.....Totals, Foreign Countries	3,375	4,924	12,346	9,656	9,212
291,984	383,079	455,758	356,521	364,722	.....Totals, British Empire	404,233	453,830	448,721	422,007	483,196
379,639	469,895	553,403	427,342	475,653	.....Grand totals.	407,608	458,754	461,067	431,663	492,408

ST. VINCENT.

TOTAL Quantities and Values of the Principal Articles of Merchandise Imported during the Years ended March 31, 1907 and 1908, and December 31, 1908 to 1910, inclusive.

ARTICLES.	1906-7.		1907-8.		1908.		1909.		1910.	
	Quantity.	Value.	Quantity.	Value.	Quantity.	Value.	Quantity.	Value	Quantity.	Value.
		$		$		$		$		$
Ale and beer	.....	1,528	.....	2,195	.....	2,166	.....	1,601	.....	1,868
Animals, living	.....	2,112	.....	4,866	.....	4,643	.....	2,000	.....	4,740
Bacon and hams ..... Lbs.	5,347	973	7,654	1,465	9,718	1,631	6,403	1,348	6,281	1,606
Beef, salted or cured ..... Bbls.	125	1,859	169	2,652	135	2,360	102	1,854	76	1,611
Books	.....	2,793	.....	3,324	.....	3,626	.....	2,132	.....	1,071
Boots and shoes	.....	4,657	.....	4,870	.....	6,360	.....	7,703	.....	5,913
Bran	.....	793	.....	1,149	.....	1,402	.....	1,075	.....	1,304
Bread	.....	7,840	.....	12,400	.....	15,106	.....	16,873	.....	19,038
Butter ..... Lbs.	28,991	8,049	31,193	8,326	31,560	8,702	31,385	8,487	34,536	9,144
Cement	.....	2,268	.....	2,779	.....	4,716	.....	5,446	.....	5,519
Cheese ..... Lbs.	4,134	667	6,137	1,032	6,968	1,363	4,886	861	4,451	740
Earthen and glassware	.....	4,560	.....	4,983	.....	5,796	.....	5,008	.....	4,141
Fish	.....	28,975	.....	28,767	.....	32,139	.....	30,889	.....	32,854
Flour, wheaten ..... Bbls.	8,587	40,807	9,530	50,613	8,773	51,449	7,380	46,170	9,557	43,473
" other kinds ..... "	708	2,755	831	3,450	620	3,095	559	2,720	83	4,190
Furniture	.....	2,063	.....	2,268	.....	4,126	.....	7,917	.....	4,463
Lard ..... Lbs.	10,587	876	14,308	1,343	13,516	1,129	12,024	1,153	14,978	1,791
Leather :—										
Mfd., except boots and shoes	.....	642	.....	1,134	.....	1,270	.....	1,251	.....	968
Unmanufactured	.....	973	.....	1,119	.....	1,401	.....	1,436	.....	1,075
Lime	.....	822	.....	1,290	.....	1,353	.....	778	.....	593
Medicinal extracts and preparations	.....	3,577	.....	5,100	.....	4,949	.....	5,231	.....	4,905
Metal mfrs	.....	28,820	.....	39,031	.....	52,827	.....	36,261	.....	33,954
Oats ..... Bush.	1,348	1,153	1,832	1,913	2,197	2,175	2,084	1,903	906	1,766
Oilmeal and cake ..... Lbs.	72,125	1,679	93,375	2,117	90,125	2,161	92,125	2,268	83,520	2,331
Oils	.....	12,502	.....	13,096	.....	14,731	.....	17,340	.....	18,410
Paints ..... Lbs.	26,862	1,801	27,451	1,791	24,271	1,655	27,463	1,747	27,665	1,859
Paper	.....	1,450	.....	2,229	.....	2,151	.....	1,888	.....	2,287
Pork, salted and cured ..... Bbls.	511	9,329	585	10,361	620	10,769	477	10,375	309	7,757
Rice ..... Lbs.	345,319	11,091	352,844	13,150	382,064	12,672	331,764	9,582	483,756	12,867

ST. VINCENT.

TOTAL Quantities and Values of the Principal Articles of Merchandise Imported, &c.—*Concluded.*

ARTICLES.	1906-7.		1907-8.		1908.		1909.		1910.	
	Quantity.	Value.	Quantity.	Value.	Quantity.	Value.	Quantity.	Value.	Quantity.	Value.
		$		$		$		$		$
Salt ... Bbls.	2,296	1,533	2,253	1,557	2,008	1,839	1,266	988	2,105	1,435
Soap	...	7,630	...	8,501	...	6,701	...	7,518	...	8,482
Spirits and wines	...	6,998	...	8,701	...	9,748	...	4,565	...	4,822
Sugar ... Lbs.	131,571	3,767	146,522	4,745	193,000	6,851	291,810	9,354	177,486	6,730
Textile mfrs	...	86,865	...	116,255	...	144,805	...	86,000	...	97,070
Tobacco ... Lbs.	31,866	4,326	34,934	5,051	35,227	5,674	36,741	5,747	32,758	5,266
Wood and timber										
Pine timber ... Ft.	867,500	30,134	540,100	17,393	705,136	28,678	386,452	15,165	480,557	21,209
Shooks, staves, &c.	...	8,667	...	12,672	...	12,561	...	7,787	...	10,944
Shingles ... No.	851,800	3,742	939,600	4,215	1,155,350	5,595	506,164	1,703	564,055	2,482
Other	...	401	...	1,110	...	462	...	205	...	647
All other articles	...	38,159	...	60,882	...	72,566	...	54,983	...	84,328
Total imports	...	379,639	...	469,895	...	553,403	...	427,342	...	475,653

ST. VINCENT.

TOTAL Quantities and Values of the Principal Articles of Merchandise Exported during the Years ended March 31, 1907 and 1908, and December 31, 1908 to 1910, inclusive.

ARTICLES.	1906-7.		1907-8.		1908.		1909.		1910.	
	Quantity.	Value.	Quantity.	Value.	Quantity.	Value.	Quantity.	Value.	Quantity.	Value.
		$		$		$		$		$
Animals, living	.....	25,268	.....	23,194	.....	20,590	.....	24,299	.....	26,464
Arrowroot ... Lbs.	4,643,124	118,508	4,501,637	124,372	5,611,379	134,870	5,594,498	154,720	5,302,725	146,433
Cocoa ... "	193,073	18,678	216,455	21,138	218,614	24,279	241,294	19,894	235,236	20,104
Cotton, raw ... "	263,036	88,422	427,819	149,830	420,830	146,228	350,186	103,786	521,956	186,918
Ground nuts ... Bush.	7,685	9,387	6,360	7,732	6,869	8,468	5,816	7,202	6,992	8,482
Metals, old	.....	1,309	.....	2,409	.....	161	.....	370	.....	73
Metals mfrs.	.....	* 66,230	.....	* 48,982	.....	*62,916	.....	46,778	.....	32,933
Molasses ... Galls.	30,400	5,406	34,507	7,003	9,858	1,947	18,673	3,193	44,190	10,098
Oils, whale ... "	5,825	1,217	9,632	2,171	13,434	3,139	5,787	1,324	3,319	793
Pease, dried ... Bush.	1,807	3,353	1,409	2,452	1,247	2,424	827	1,406	818	1,503
Spirits and wines	.....	54	.....	181	.....	2,584	.....	778	.....	.....
Starch (Cassava) ... Lbs.	302,014	7,003	230,072	6,307	236,502	6,579	195,166	5,396	138,112	3,800
Sugar (crystallized) ... "	256,640	5,718	460,503	11,091	300,996	7,597	77,281	2,215	450,400	10,139
Sugar (muscovado) ... "	967,445	17,301	206,579	4,346	199,348	4,614	567,770	18,090	226,194	5,185
Syrup ... Galls.	11,083	2,200	13,405	2,677	10,538	1,630	22,778	4,356	4,933	1,231
Textile mfrs.	.....	638	.....	545	.....	686	.....	365	.....	180
Vegetables, fresh										
Sweet potatoes ... Bags	5,558	5,440	4,786	5,080	6,409	6,623	5,200	5,207	3,084	3,236
Other	.....	7,650	.....	5,694	.....	5,990	.....	6,895	.....	5,232
All other articles	.....	23,826	.....	30,250	.....	19,742	.....	25,389	.....	29,604
Total exports	.....	407,608	.....	458,754	.....	461,067	.....	431,663	.....	492,408

* Includes specie

SERVIA.

VALUE of the Total Imports for Consumption and Exports, Domestic Produce (Merchandise only) from and to each Principal Country during the Years ended December 31, 1906 to 1910, inclusive.

NOTE:—Dinar=19·3 cts.

Imports.					Countries.	Exports.				
1906.	1907.	1908.	1909.	1910.		1906.	1907.	1908.	1909.	1910.
Dinars.	Dinars.	Dinars.	Dinars.	Dinars.		Dinars.	Dinars.	Dinars.	Dinars.	Dinars.
4,563,000	10,220,000	8,803,000	7,585,000	Return not received.	....United Kingdom	66,000	2,337,000	499,000	142,000	Return not received.
.....	186,000	474,000	870,000		..America	.....	.....	.....	.....	
22,206,000	25,600,000	32,152,000	17,797,000		....Austria-Hungary	30,032,000	12,932,000	21,501,000	29,097,000	
383,000	756,000	1,602,000	1,589,000		....Belgium	6,260,000	13,011,000	16,134,000	9,900,000	
21,000	50,000	120,000	169,000		....Bosnia	61,000	103,000	65,000	89,000	
501,000	308,000	291,000	351,000		....Bulgaria	3,695,000	1,995,000	1,860,000	3,633,000	
1,142,000	2,429,000	1,563,000	3,536,000		....France	3,353,000	2,704,000	3,043,000	2,429,000	
9,737,000	20,321,000	21,361,000	28,852,000		....Germany	19,054,000	32,926,000	14,019,000	15,595,000	
104,000	319,000	315,000	140,000		....Greece	421,000	60,000	224,000	191,000	
936,000	2,300,000	2,272,000	2,345,000		....Italy	572,000	4,899,000	3,490,000	3,047,000	
23,000	63,000	46,000	44,000		....Montenegro	8,000	1,000	9,000	10,000	
226,000	1,122,000	350,000	351,000		....Netherlands	87,000	.....	.....	200,000	
769,000	1,752,000	734,000	1,620,000		... Roumania	2,354,000	1,187,000	3,004,000	2,282,000	
1,218,000	354,000	1,011,000	1,932,000		... Russia	152,000	3,134,000	24,000	20,000	
646,000	1,424,000	1,337,000	1,376,000		....Switzerland	18,000	316,000	91,000	156,000	
1,846,000	3,327,000	3,147,000	4,853,000		....Turkey	5,411,000	4,379,000	10,968,000	21,974,000	
5,000	52,000	51,000	122,000		....Other Countries	60,000	1,507,000	2,818,000	4,217,000	
44,329,000	70,583,000	75,635,000	73,535,000	.....	.....Totals	71,601,000	81,491,000	77,749,000	92,982,000	.....

SERVIA.

TOTAL Quantities and Values of the Principal Articles of Merchandise Imported for Consumption during the Years ended December 31, 1906 to 1910, inclusive.

NOTE:—Dinar=19·3 cents. Kilog=2·204 lbs.

Articles.	1906.		1907.		1908.		1909.		1910.	
	Quantity.	Value.	Quantity.	Value.	Quantity.	Value.	Quantity.	Value.	Quantity.	Value.
		Dinars.		Dinars.		Dinars.		Dinars.		Dinars.
Apparel		677,000		1,104,000		1,076,000		1,962,000	Return not received.	Return not received.
Coffee, raw ... Kilogs.	733,000	725,000	843,000	907,000	841,000	873,000	937,000	981,000		
Chemicals and pharmaceutical products		1,491,000		2,696,000		1,917,000		2,491,000		
Cotton yarns ... Kilogs.	1,869,000	3,958,000	2,580,000	6,181,000	2,627,000	6,492,000	2,320,000	5,224,000		
" mfrs		3,672,000		8,160,000		7,518,000		6,203,000		
Glass and glassware		555,000		900,000		1,117,000		874,000		
Hides, raw ... Kilogs	1,403,000	3,324,000	1,885,000	4,872,000	975,000	2,199,000	857,000	2,122,000		
" prepared (leather) ... "	340,000	1,453,000	453,000	2,186,000	490,000	1,986,000	427,000	1,968,000		
Linen, &c. mfrs		397,000		713,000		1,714,000		1,237,000		
Machinery (other than electrical)		1,730,000		5,018,000		4,648,000		3,060,000		
Maize ... Kilogs	35,000	9,000	43,000	6,000	2,000	300	87,000	5,000		
Metals and metalwares—										
Iron and steel		5,352,000		8,689,000		11,849,000		11,696,000		
Other metals		1,182,000		1,873,000		1,768,000		1,648,000		
Oils—										
Olive oil (edible) ... Kilogs.	787,000	579,000	785,000	718,000	406,000	399,000	166,000	167,000		
Mineral for lighting ... "	5,967,000	614,000	212,000	24,000	3,767,000	413,000	5,172,000	824,000		
Paper		1,352,000		2,036,000		2,078,000		1,815,000		
Rice ... Kilogs.	1,769,000	544,000	2,019,000	675,000	2,145,000	711,000	2,667,000	840,000		
Salt ... "	21,226,000	704,000	17,120,000	1,713,000	21,492,000	693,000	18,188,000	1,120,000		
Soap ... "	109,000	108,000	195,000	265,000	157,000	189,000	67,000	93,000		
Sugar, raw and refined ... "	5,632,000	1,777,000	5,008,000	1,634,000	3,468,000	966,000	3,133,000	920,000		
Wine ... "	417,000	75,000	116,000	42,000	418,000	134,000	199,000	105,000		
Wood for building, &c. ... "	2,010,000	484,000	2,507,000	714,000	3,698,000	861,000	1,640,000	640,000		
Woollen yarns ... "	167,000	984,000	193,000	1,209,000	178,000	1,128,000	144,000	888,000		
" mfrs		2,000,000		3,385,000		4,123,000		3,458,000		
Total value of principal and other articles imported		44,329,000		70,583,000		75,635,000		73,535,000		

SERVIA.

TOTAL Quantities and Values of the Principal Articles of Domestic Produce Exported (Merchandise only) during the Years ended December 31, 1906 to 1910, inclusive.

NOTE:—Dinar = 19·3 cents. Kilog = 2·204 lbs.

ARTICLES.	1906.		1907.		1908.		1909.		1910.	
	Quantity.	Value.	Quantity.	Value.	Quantity.	Value.	Quantity.	Value.	Quantity.	Value.
		Dinars.		Dinars.		Dinars.		Dinars.		Dinars.
Animals, living—										
Bulls, oxen, cows and calves No.	10,928	1,762,000	13,218	2,034,000	20,690	2,960,000	35,309	6,410,000	Return not received.	Return not received.
Swine "	67,509	7,928,000	14,825	1,604,000	11,216	788,000	20,262	1,126,000		
Poultry "	1,622,557	1,219,000	166,700	142,000	657,222	583,000	436,235	426,000		
Cordage (of hemp, &c) ....Kilogs.	757,000	733,000	709,000	773,000	858,000	851,000	809,000	801,000		
Flax, hemp, &c. raw "	2,900,000	1,972,000	115,000	44,000	72,000	30,000	.....	.....		
Fruit, fresh	.....	1,095,000	.....	2,493,000	.....	1,480,000	.....	2,136,000		
Grain—										
Wheat .....Kilogs.	91,598,000	11,354,000	54,227,000	10,303,000	90,343,000	16,768,000	144,139,000	29,180,000		
Barley "	38,124,000	3,848,000	31,026,000	4,041,000	30,919,000	4,234,000	61,250,000	7,501,000		
Maize "	14,590,000	4,255,000	102,783,000	11,820,000	18,996,000	5,819,000	95,155,000	12,617,000		
Hides and skins, salted or dried "	1,680,000	4,744,000	1,129,000	2,892,000	1,900,000	4,057,000	1,607,000	3,218,000		
Meat, fresh "	2,092,000	1,828,000	4,399,000	3,803,000	7,666,000	6,424,000	3,543,000	3,262,000		
Plums, dried (prunes) preserved in brine, &c. "	48,270,000	12,068,000	42,648,000	15,744,000	49,126,000	10,373,000	9,491,000	2,195,000		
Total value of principal and other articles exported	.....	71,604,000	.....	81,491,000	.....	77,749,000	.....	92,982,000		

SIERRA LEONE.

VALUE of the Total Imports and Exports from and to each Principal Country during the Years ended December 31, 1906 to 1910, inclusive. *(Including Coin and Bullion.)*

Imports.					Countries.	Exports.				
1906.	1907.	1908.	1909.	1910.		1906.	1907.	1908.	1909.	1910.
$	$	$	$	$	*British Empire.*	$	$	$	$	$
3,200,617	3,449,323	2,778,418	3,428,367	4,258,056	..United Kingdom	1,061,809	1,111,542	862,451	895,049	877,236
69,593	72,610	72,786	66,059	74,295	..Gambia	240,330	258,030	492,025	278,602	570,178
1,616	725	974	60,133	15,831	..Gold Coast	72,403	11,305	43,849	37,011	202,638
43,281	37,035	34,655	129,263	59,057	..Southern Nigeria	159,683	97,849	142,296	225,949	369,803
3,543	322	900	823	157	..Other British Possessions	.....	459	47	15	.....
3,318,653	3,560,015	2,887,733	3,684,645	4,407,396	...Totals, British Empire	1,534,225	1,479,185	1,540,668	1,436,626	2,019,855
					Foreign Countries.					
49,125	49,776	3,745	9,363	10,113	..Belgium	22,756	31,750	16,965	20	15
3,019	1,217	3,358	1,085	2,993	..Bissao	85,600	103,616	56,743	82,821	116,897
.....	.....	.....	28,913	27,019	..Conakry	.....	.....	.....	107,718	115,943
.....	.....	.....	25,360	905	..Congo	.....	.....	.....	2,993	667
17,160	26,324	19,613	18,469	14,386	..France	1,625	56,692	11,977	17,856	14,955
.....	.....	.....	26,624	10,276	..French Guinea	.....	.....	.....	32,821	26,056
531,775	540,702	453,408	463,087	655,194	..Germany	1,128,994	1,714,886	1,482,899	2,051,737	2,849,394
15,612	28,377	21,223	36,665	68,012	..Grand Canary	.....	.....	1,898	107	200
45,020	101,134	133,235	136,563	214,741	..Holland	.....	.....	.....	.....	.....
.....	.....	.....	2,195	4,370	..Ivory Coast	.....	.....	.....	206,926	127,920
104,770	146,433	213,851	.....	.....	..Leeward Coast of Africa	152,696	205,311	77,861	.....	.....
15,987	13,719	18,497	35,531	150,768	..Liberia	176,582	137,468	41,690	37,896	35,011
.....	.....	.....	.....	.....	..Port Novo	.....	.....	.....	68,882	.....
13,456	29,891	16,284	113,094	4,171	..Senegal	199,674	215,094	244,097	391,367	434,632
1,971	42,349	4,589	4,944	7,646	..Teneriffe	.....	613	.....	.....	399
107,611	142,744	67,223	.....	.....	..Windward Coast of Africa	183,575	94,992	103,057	.....	.....
85,974	125,282	115,778	171,477	22,333	..United States	.....	1,850	2,920	34	54
1,008	410	1,470	5,514	27,031	..Other Foreign Countries	1,841	4,089	4,766	5,984	5,402
992,488	1,248,358	1,072,274	1,078,881	1,249,958	...Totals, Foreign Countries	1,953,343	2,566,271	2,044,873	3,007,162	3,727,545
3,318,653	3,560,015	2,887,733	3,684,645	4,407,396	...Totals, British Empire	1,534,225	1,479,185	1,540,668	1,436,626	2,019,855
.....	.....	.....	.....	.....	..High Seas	.....	.....	.....	332,680	332,853
4,311,141	4,808,373	3,960,007	4,763,526	5,657,354	.....Grand totals	3,487,568	4,045,456	3,585,541	4,776,468	6,080,253

SIERRA LEONE.

TOTAL Quantities and Values of the Principal Articles of Merchandise Imported during the Years ended December 31, 1906 to 1910, inclusive.

ARTICLES.		1906.		1907.		1908.		1909.		1910.	
		Quantity.	Value.	Quantity.	Value.	Quantity.	Value.	Quantity.	Value.	Quantity.	Value.
			$		$		$		$		$
Ale, beer and porter		.....	43,123	.....	40,899	.....	34,325	.....	37,837	..	14,345
Animals, living		.....	35,049	.....	61,451	.....	44,603	.....	13,992	.....	34,855
Apparel		.....	83,735	.....	97,328	.....	82,102	.....	87,021	.....	40,086
Bacon and hams	Cwt.	424	8,935	371	8,258	386	8,270	304	6,570	388	11,368
Bags	No.	505,523	55,830	566,631	67,057	480,436	51,192	562,421	59,396	682,307	65,554
Beads		.....	47,820	.....	52,671	.....	31,993	.....	34,120	.....	50,779
Beef and pork	Cwt	1,416	11,244	1,080	10,911	942	8,950	.....	8,784	701	9,408
Boats	No.	7	7,280	24	11,018	12	5,437	11	8,857	14	12,108
Books and stationery		.....	42,578	.....	44,467	.....	44,725	.....	53,733	.....	24,445
Boots and shoes		.....	26,543	.....	38,363	.....	27,443	.....	24,990	.....	29,828
Bread	Lbs.	443,840	20,659	507,325	20,911	315,455	15,001	376,503	15,918	859,558	41,089
Building materials		.....	28,548	.....	36,646	.....	21,185	.....	38,086	.....	6,074
Butter	Cwt.	623	23,009	748	25,803	722	22,596	483	19,953	705	30,081
Candles	"	1,197	12,882	1,085	13,033	1,214	12,193	1,156	14,585	2,089	13,130
Cement		.....	39,259	.....	40,700	.....	31,852	.....	25,365	.....	13,923
Coal	Tons	23,419	124,138	31,142	170,358	32,796	179,386	33,399	177,209	33,912	131,098
Coopers' stores		.....	13,446	.....	26,927	.....	15,374	.....	32,052	.....	38,929
Cordage		.....	7,842	.....	10,068	.....	9,656	.....	8,638	.....	13,378
Cottons		.....	1,118,963	.....	1,222,273	.....	1,093,452	.....	1,257,182	.....	1,536,144
Country cloths		.....	34	.....	192	.....	90	.....	.....	.....	.....
Cutlery		.....	16,177	.....	23,437	.....	21,881	.....	23,442	.....	31,079
Earthenware		.....	30,933	.....	30,748	.....	28,582	.....	28,197	.....	34,870
Fish, preserved		.....	11,655	.....	10,083	.....	9,607	.....	4,672	.....	10,176
Flour	Lbs.	2,633,469	81,433	2,836,444	83,925	2,255,180	73,341	1,824,256	66,167	2,809,362	99,097
Furniture		.....	16,410	.....	24,790	.....	21,019	.....	19,929	.....	24,571
Haberdashery		.....	157,461	.....	152,954	.....	86,631	.....	54,501	.....	15,666
Hardware		.....	198,379	.....	247,956	.....	223,458	.....	170,289	.....	81,259
Iron, mfrs. of		.....	29,117	.....	36,773	.....	24,017	.....	26,791	.....	210,829
Lard	Cwt.	1,716	20,811	1,531	20,537	1,127	15,520	983	16,892	1,050	19,968
Lumber	Feet	1,190,122	47,878	2,356,741	93,430	938,287	32,436	1,738,571	63,889	1,273,631	48,350
Machinery		.....	27,248	.....	7,475	.....	13,505	.....	9,032	.....	3,801
Oils		.....	44,496	.....	66,045	.....	77,536	.....	108,988	.....	53,902
Palm kernels	Cwt.	1,671	3,309	3,564	9,753	3,712	8,089	3,100	6,798	5,380	16,172

Potatoes			20,366			26,280			19,681			30,261			34,393
Provisions			105,373			98,044			78,023			75,365			94,555
Rice			28,326			24,007			7,881			8,185			368,207
Rubber	Cwt.	19	886		158	16,041		68	445			2,526		2	131
Salt	Tons	5,460	73,827		4,422	67,378		5,051	79,979		6,165	90,525		6,610	81,760
Silk goods			12,775			18,819			7,587			9,407			19,082
Spirits and wines	Galls.	332,685	241,542		451,074	301,280		336,181	246,983		309,316	242,895		425,019	316,523
Sugar	Cwt.	8,836	35,205		11,886	46,014		7,898	31,585		8,383	38,899		10,951	52,147
Tobacco	Lbs.	1,740,789	216,420		1,973,312	264,620		1,718,721	270,246			310,410		1,925,355	283,440
Woollen goods			50,715			80,942			62,201			57,256			72,820
All other articles			382,307			461,310			372,799			416,863			620,904
Total imports (mdse.)			3,603,966			4,211,885			3,552,860			3,806,497			4,731,324
Coin and bullion			707,175			596,488			407,147			957,029			926,030
Total imports			1,311,141			4,808,373			3,960,007			4,763,526			5,657,354

SIERRA LEONE.

TOTAL Quantities and Values of the Principal Articles of Merchandise Exported during the Years ended December 31, 1906 to 1910, inclusive.

ARTICLES.	1906.		1907.		1908.		1909.		1910	
	Quantity.	Value.	Quantity.	Value.	Quantity.	Value.	Quantity.	Value.	Quantity.	Value.
		$		$		$		$		$
Animals, living		579		555		820		1,177		623
Benniseed		1,416				9,232		6,720		3,733
Coal ... Tons	23,419	211,827	22,509	214,707	18,182	176,972	31,097	331,873	31,217	303,845
Cotton goods		15,087		13,072		27,672		33,770		9,777
Food and drink		33,750		46,258		55,105		66,429		49,436
Ginger ... Cwt.	11,583	52,949	12,369	56,346	12,733	57,772	14,438	68,848	21,860	162,002
Gum, copal ... "	532	19,194	853	29,273	904	24,080	917	21,508	640	16,211
Hides		5,869		15,812		11,689		16,615		10,716
Kola nuts, fresh ... Cwt.	23,099	506,532	27,406	552,843	23,209	529,532	26,398	748,727	30,140	933,805
Narcotics		2,472		3,212		4,516		4,404		482
Palm kernels ... Tons	30,374	1,608,078	34,942	2,179,298	33,721	1,620,050	42,897	2,348,721	43,030	3,137,462
Palm oil ... Galls.	375,573	135,021	615,997	248,950	489,636	177,395	851,998	312,795	645,339	305,879
Piassava ... Tons		26,338	328	27,974	516	41,989	675	47,981	634	43,031
Rubber ... Lbs.	240,049	146,827	164,463	109,402	92,016	45,610	57,641	39,318	42,000	37,308
Telegraphic materials		71,345		10,171		15,520		3,674		54,531
All other articles		59,223		66,358		45,925		43,211		41,242
Totals exports (mdse)		2,896,507		3,574,231		2,843,879		4,098,771		5,110,083
Coin and bullion		591,061		471,225		741,662		677,697		970,170
Total exports		3,487,568		4,045,456		3,585,541		4,776,468		6,080,253

SOMALILAND PROTECTORATE.

VALUE of the Total Imports and Exports from and to each Principal Country during the Years ended March 31, 1907 to 1911, inclusive.

Imports.					Countries.	Exports.				
1906-7.	1907-8.	1908-9.	1909-10.	1910-11.		1906-7.	1907-8.	1908-9.	1909-10.	1910-11.
$	$	$	$	$	*British Empire.*	$	$	$	$	$
.....	.....	39,541	6,603	.....	United Kingdom	.....	.....	.....	.....	14,600
1,239,306	977,664	1,062,466	1,230,172	1,107,074	Aden	1,021,270	1,003,910	1,077,694	1,025,733	1,106,334
.....	.....	106,687	.....	.....	British East Africa Protectorate	.....	.....	5	2,540	9,267
					India:—					
8,619	27,316	35,073	75,185	29,818	Karachi	.....	.....	.....	.....	
3,718	26,625	63,582	89,006	.....	Bombay	.....	282	277	336	1,333
77,594	33,482	12,291	8,258	81,215	Calcutta	.....	.....	.....	.....	
.....	.....	.....	.....	.....	Natal	1,723	.....	.....	.....	.....
2,132	2,516	569	322	282	Perim	12,780	11,451	9,265	8,229	7,529
.....	.....	.....	.....	.....	Zanzibar	.....	10	.....	292	.....
4,949	12,145	9,293	17,817	3,743	By Post	286	497	833	584	102
.....	.....	.....	.....	.....	Other British Possessions	.....	.....	.....	.....	2,424
1,336,318	1,079,748	1,359,502	1,427,363	1,222,132	Totals, British Empire	1,036,059	1,016,150	1,088,074	1,037,714	1,141,589
					Foreign Countries.					
					Asiatic Turkey:—					
46,379	39,639	49,138	48,681	27,146	Bassrah	.....	146	.....	58	88
127	462	696	1,285	827	Mokha	355	156	.....	462	44
6,458	.....	.....	136	78	Mukalla	3,971	832	49	2,152	360
					French Possessions:—					
21,116	14,215	18,454	61,704	48,954	Djibouti, Obock	31,648	29,283	13,276	22,240	60,541
					Italian Possessions:					
.....	.....	331	788	.....	Bunder Kassim	.....	.....	.....	.....	39
774	462	243	.....	1,139	Assab and Masawah	10	.....	.....	.....	54
25	.....	.....	.....	.....	Bandar Khar	.....	.....	.....	.....	.....
2,895	570	313	2,799	15	Other Foreign Countries	4,735	3,207	7,144	4,984	972
77,774	55,348	69,175	115,393	78,159	Totals, Foreign Countries	40,719	33,624	20,469	29,896	62,098
1,336,318	1,079,748	1,359,502	1,427,363	1,222,132	Totals, British Empire	1,036,059	1,016,150	1,088,074	1,037,714	1,141,589
1,414,092	1,135,096	1,428,677	1,542,756	1,300,291	Grand totals	1,076,778	1,049,774	1,108,543	1,067,610	1,203,687

SOMALILAND PROTECTORATE.

TOTAL Quantities and Values of the Principal Articles of Merchandise Imported during the Years ended March 31, 1907 to 1911, inclusive.

ARTICLES.		1906-7.		1907-8.		1908-9.		1909-10		1910-11.	
		Quantity.	Value.	Quantity.	Value.	Quantity.	Value.	Quantity.	Value.	Quantity	Value.
			$		$		$		$		$
Dates	Cwt.	103,603	163,345	93,574	146,535	91,379	142,695	85,365	133,025	49,472	77,195
Flour	"	8,364	21,900	8,812	24,333	5,224	14,308	7,532	20,016	6,867	17,861
Grain—											
Jowaree	"	85,244	122,489	83,283	114,658	71,080	101,372	40,152	58,741	34,976	52,938
Rice	"	199,505	386,019	111,023	213,047	139,381	270,401	208,532	408,995	257,149	526,943
Oil, kerosene		.....	7,047	.....	7,387	.....	13,870	.....	5,017	.....	7,753
Sugar	Cwt.	13,942	42,608	15,213	47,426	16,289	49,931	19,351	58,166	19,666	63,126
Textiles—											
American grey sheeting	Yds.	8,201,200	354,075	3,204.045	177,356	4,165,216	247,173	4,145,360	246,350	3,513,775	215,165
European white longcloth	"	923,563	54,210	788,038	46,584	823,924	48,666	1,024,323	60,828	649,282	41,984
Other piece goods		.....	84,733	.....	69,311	.....	72,323	.....	85,316	.....	66,507
Tobacco	Cwt.	.....	10,653	1,928	12,152	2,667	13,076	2,090	13,583	1,648	10,950
Coin and bullion		.....	61,705	.....	48,400	.....	114,960	.....	162,333	.....	104,088
All other articles		.....	105,308	.....	227,907	.....	339,902	.....	290,356	.....	116.081
Total imports		.....	1,414,092	.....	1,135,096	.....	1,428,677	.....	1,542,756	.....	1,300,291

SOMALILAND PROTECTORATE.

TOTAL Quantities and Values of the Principal Articles of Merchandise Exported during the Years ended March 31, 1907 to 1911, inclusive.

ARTICLES.		1906-7.		1907-8.		1908-9.		1909-10.		1910-11.	
		Quantity.	Value.	Quantity.	Value.	Quantity.	Value.	Quantity.	Value.	Quantity.	Value.
			$		$		$		$		$
Coffee	Cwt.	2,948	34,442	1,772	22,211	2,191	31,146	3,561	50,850	1,861	23,092
Feathers, ostrich	Lbs.	2,714	19,569	3,031	21,773	2,836	20,911	1,891	13,646	1,837	12,789
Ghee	Cwt.	5,557	98,642	4,022	70,488	3,113	52,593	2,334	39,060	4,926	83,137
Gums and resins	"	5,520	35,916	5,990	37,663	4,927	28,694	5,302	28,650	7,685	38,792
Hides		.....	18,471	.....	10,847	.....	10,969	.....	12,137	.....	21,730
Ivory	Lbs.	81	151	1,369	3,513	70	112	58	83	88	170
Live stock—											
Cattle	No.	2,451	22,820	2,323	22,338	2,068	20,240	2,157	21,018	1,604	20,664
Sheep and goats	"	86,909	140,987	92,443	149,961	85,725	139,064	68,440	110,989	74,839	121,404
Shells (mother-of-pearl)	Cwt.	537	7,125	566	7,081	1,090	13,694	850	10,030	342	5,198
Skins		.....	616,694	.....	588,073	.....	691,285	.....	666,368	.....	700,936
Coin and bullion—											
Bullion, gold		.....	.....	.....	.....	.....	560	.....	.....	.....	487
Specie		.....	14,759	.....	73,992	.....	56,472	.....	63,855	.....	78,508
All other articles		.....	37,199	.....	41,804	.....	42,803	.....	50,924	.....	96,780
Total exports		.....	1,076,778	.....	1,049,774	.....	1,108,543	.....	1,067,610	.....	1,203,687

SPAIN.

VALUE of the Total Imports and Exports from and to each Principal Country during the Years ended December 31, 1906 to 1910, inclusive. *(Including Coin and Bullion).*

NOTE:—Peseta = 19·3 cents.

Imports.					Countries.	Exports.				
1906.	1907.	1908.	1909.	1910.		1906.	1907.	1908.	1909.	1910.
Pesetas.	Pesetas.	Pesetas.	Pesetas.	Pesetas.		Pesetas.	Pesetas.	Pesetas.	Pesetas.	Pesetas.
175,383,643	180,754,226	196,901,934	206,287,954	203,871,783	United Kingdom	291,538,868	296,173,379	270,127,806	267,111,971	262,788,508
35,696,520	24,064,686	26,425,121	34,827,435	40,551,019	Argentine Republic	44,012,024	40,361,345	49,549,752	51,709,079	63,749,370
9,682,051	8,103,850	8,585,220	8,195,357	9,828,258	Austria-Hungary	3,084,159	3,213,727	5,741,711	4,027,928	5,390,803
28,150,812	26,773,449	27,439,714	32,239,972	33,976,275	Belgium	30,911,547	32,071,018	27,806,986	36,298,522	34,247,241
12,532,136	10,178,345	11,541,412	11,833,511	11,322,795	Brazil	1,485,709	2,298,870	2,488,466	1,322,921	2,085,859
2,282,611	145,961	34,637	85,400	343,519	British Possessions in Africa	32	690	2,446	3,161	60,355
6,243,503	8,155,181	6,999,873	6,049,802	1,691,662	British Possessions in America	1,658,562	2,389,199	2,936,474	2,734,678	2,106,709
45,339,965	62,202,436	49,163,690	50,447,210	65,691,765	British Possessions in Asia	1,392,752	1,581,485	1,499,314	1,673,885	890,988
7,423,863	480,259	599,152	1,686,380	5,880,464	British Possessions in Oceania	363,594	252,087	143,125	903,525	.....
4,326,436	1,007,435	.....	368,145	47,124	Bulgaria	4	4,270	3,319	52,134	.....
1,559,442	2,888,505	4,547,320	5,320,948	6,316,288	Chile	5,984,167	8,290,880	3,616,431	6,008,644	7,923,280
2,142,694	2,311,165	2,677,865	2,633,742	3,503,864	China	25,619	8,659	1,072	3,385	25,655
3,626,919	3,741,542	5,242,052	4,037,468	4,100,626	Cuba	60,533,824	63,399,413	50,177,740	53,631,159	55,669,794
1,187,713	1,630,298	2,254,860	3,103,250	2,726,032	Denmark	2,492,986	4,454,465	6,101,370	5,410,219	8,319,895
4,045,457	2,527,028	5,061,694	3,206,988	3,018,894	Ecuador	1,047,912	1,969,819	1,523,069	1,290,686	791,799
10,666,685	10,790,099	12,179,866	8,662,044	8,053,345	Egypt	440,347	218,701	300,888	196,394	478,054
167,971,498	158,019,710	202,990,380	198,050,832	197,555,226	France	176,907,656	197,661,497	212,388,604	238,966,596	259,862,298
92,895,173	98,974,636	105,829,252	114,544,325	115,695,176	Germany	47,474,906	59,542,737	54,154,335	48,446,852	55,948,285
16,932	87,406	2,175,060	32,791	11,335	Gibraltar	5,463,190	6,017,758	6,110,689	6,762,500	6,560,809
1,398,762	519,283	428,343	399,116	240,530	Guatemala	192,851	114,859	86,137	52,854	114,486
12,597,379	15,362,219	14,975,177	15,883,170	13,521,191	Holland	51,660,351	53,906,389	46,682,470	54,317,462	55,595,377
15,980,773	15,018,627	15,469,398	13,094,897	16,644,478	Italy	42,805,145	49,611,714	49,918,752	42,661,756	32,732,285
670,596	526,278	807,816	604,783	743,196	Japan	437,454	509,945	505,905	257,219	541,312
6,024,031	8,413,571	5,821,247	3,481,244	5,689,759	Mexico	31,030,222	18,365,418	10,910,359	9,561,290	12,076,053
6,091,115	3,970,264	3,560,849	3,229,641	6,310,417	Morocco	1,108,214	863,910	1,377,177	1,524,965	1,806,871
16,694,447	17,506,011	19,887,197	17,473,887	15,813,161	Norway	1,450,985	2,086,180	2,024,943	2,342,092	2,328,549
1,270,900	2,648,713	1,426,693	1,534,713	1,791,984	Peru	965,973	800,615	932,140	474,534	967,654
15,437,710	16,123,183	20,119,505	17,993,371	18,190,791	Philippine Islands	10,645,856	14,203,368	7,251,173	9,596,933	8,384,602
6,717,556	5,574,105	5,459,176	4,934,035	6,594,381	Porto Rico	3,184,808	3,325,416	2,753,018	2,382,862	3,503,743
49,862,521	48,302,475	58,056,210	48,265,999	50,884,168	Portugal	39,400,287	39,789,051	18,509,588	48,497,600	60,133,190
26,451,666	9,845,625	3,186,363	2,668,230	3,663,201	Roumania	81,580	56,071	74,950	.....	473

64,778,749	31,198,222	21,521,767	26,363,188	43,772,006	..Russia	1,473,262	2,595,854	2,817,417	6,561,977	6,819,413
2,581,454	1,371,948	1,772,003	1,189,992	887,326	. Salvador	79,688	124,653	263,801	214,703	323,035
8,252,290	11,703,204	11,694,330	10,447,812	11,209,436	. Sweden	1,076,133	1,373,741	1,448,523	1,144,818	1,534,576
16,448,679	16,242,818	17,457,712	16,957,838	19,407,460	..Switzerland	2,088,117	3,673,676	5,694,349	6,534,656	8,110,333
6,512,019	9,320,038	6,078,172	4,858,998	2,998,586	..Turkey	964,258	2,211,690	10,805,660	5,866,321	1,869,258
140,845,792	136,039,010	138,642,098	121,706,499	110,246,307	..United States	35,239,454	39,389,779	41,144,987	61,816,988	66,101,611
5,227,626	3,795,285	4,436,968	4,730,719	5,236,240	..Uruguay	10,634,879	9,692,971	10,451,854	8,416,616	9,673,914
7,103,012	6,355,559	6,264,762	7,484,628	7,116,894	..Venezuela	1,662,378	12,260,030	2,917,406	2,248,314	2,028,642
33,969,024	34,150,065	39,849,115	35,082,844	46,300,681	..Other Countries	26,584,058	16,808,906	28,351,358	28,195,440	33,720,478
1,056,090,154	997,373,660	1,070,363,403	1,019,999,158	1,104,447,643	. ..... Totals	937,583,811	991,974,235	969,495,564	1,019,253,639	1,075,295,557

SPAIN.

TOTAL Quantities and Values of the Principal Articles of Merchandise Imported during the Years ended December 31, 1906 to 1910, inclusive.

NOTE:—Peseta = 19·3 cents. Kilog = 2·204 lbs. Hectolitre = 21·99 galls. Cub. Metre = 35·34 Cub. feet.

ARTICLES.	1906		1907.		1908.		1909.		1910.	
	Quantity.	Value.	Quantity.	Value.	Quantity.	Value.	Quantity.	Value.	Quantity.	Value.
		Pesetas.		Pesetas.		Pesetas.		Pesetas.		Pesetas.
Animals										
Cattle ... No.	29,645	11,253,050	16,252	7,352,715	14,384	6,318,694	11,674	5,281,620	15,891	6,870,315
Horses ... "	10,035	7,529,960	8,230	6,926,090	8,651	7,826,600	7,075	6,392,290	5,819	4,778,390
Mules and asses ... "	43,722	12,036,590	40,213	12,129,375	42,137	13,668,165	25,538	10,109,120	21,523	8,275,305
Pigs and swine ... "	42,324	3,597,540	43,593	3,923,370	22,984	2,068,560	36,227	3,260,430	15,214	1,369,260
Sheep ... "	387,868	10,860,304	308,927	8,649,956	309,916	7,747,900	239,378	5,505,694	266,366	6,126,418
Other ... "	53,878	1,023,283	79,135	1,397,591	106,111	1,896,320	93,110	1,665,597	71,783	1,294,430
Butter ... Kilogs.	317,207	1,072,160	371,157	1,254,511	372,965	1,118,895	404,940	1,214,820	428,013	1,284,039
Carriages and vehicles	...	5,794,747	...	6,256,832	...	10,296,549	...	8,867,127	...	12,577,595
Charcoal, firewood and other combustibles ... Kilogs.	25,909,687	2,209,323	27,999,186	2,379,931	30,465,520	2,589,569	32,520,530	2,764,245	31,528,307	2,679,906
Cheese ... "	1,885,761	4,242,962	1,747,364	3,931,569	1,778,485	4,001,591	1,738,837	3,912,383	1,910,352	4,298,292
Chemical products	...	22,285,798	...	21,729,483	...	22,683,009	...	20,038,146	...	18,577,121
Clocks and watches	...	4,452,804	...	5,174,925	...	5,237,089	...	4,817,944	...	6,591,045
Coal ... 1,000 kilogs.	2,199,097	63,773,801	1,888,874	60,443,979	1,940,864	62,107,640	2,055,736	65,783,543	2,021,716	64,694,933
Cocoa in the bean, not roasted ... Kilogs.	5,636,821	12,315,497	5,651,776	11,760,675	6,272,603	13,213,081	5,980,305	12,375,104	5,517,215	11,100,501
Coffee ... "	12,938,266	26,236,972	11,295,537	20,333,210	12,416,350	22,351,608	12,279,156	22,104,292	12,841,907	21,834,561
Coke and briquettes ... "	228,101,334	8,211,648	247,045,833	9,387,742	277,780,944	10,555,676	297,654,123	11,310,856	294,158,911	10,589,721
Colours, dyes and varnishes	...	14,160,505	...	13,504,893	...	14,579,590	...	13,400,136	...	13,617,806
Cork and mfrs. of	...	2,898,637	...	2,663,579	...	2,432,923	...	1,461,095	...	2,410,583
Cotton—										
Raw ... Kilogs.	87,033,976	130,552,240	91,583,733	137,386,851	94,912,252	142,368,377	70,571,648	109,386,054	72,607,747	112,542,008
Yarn and thread ... "	451,581	5,092,915	386,366	3,825,052	304,852	2,836,659	247,973	2,348,517	255,135	2,409,925
Manufactures	...	9,777,194	...	13,544,350	...	14,170,557	...	13,681,476	...	14,144,498
Earthenware, chinaware and porcelain	...	2,711,965	...	3,004,666	...	3,261,211	...	3,453,732	...	3,382,793
Eggs ... Kilogs.	2,696,149	4,044,223	3,563,768	5,345,652	3,689,522	5,534,283	4,186,071	6,279,107	5,424,952	8,137,428
Electrical machinery and apparatus	...	12,657,630	...	17,768,629	...	15,273,648	...	16,557,000	...	16,703,392
Feathers ... Kilogs.	27,022	843,388	15,726	701,817	14,191	884,030	10,994	557,611	11,271	616,609

Fertilizers ... Kilogs.	287,010,386	25,125,712	248,827,497	31,565,641	266,496,351	42,981,394	262,982,536	38,615,653	367,758,555	61,481,038
Fish—										
Cod and stock fish, salted. "	43,072,462	32,735,070	42,126,717	33,701,374	48,019,385	38,415,508	48,972,039	36,729,029	47,402,717	35,552,038
Fresh. "	6,121,549	2,081,326	5,062,896	1,721,385	4,551,891	1,547,644	5,071,863	1,724,433	4,786,031	1,627,251
Salted, smoked and pickled "	757,203	340,741	644,246	289,911	604,748	272,137	425,889	191,650	591,468	266,161
Flax, hemp, jute and ramie—										
Raw ... Kilogs.	24,262,574	11,479,098	35,490,511	18,803,459	20,640,747	12,609,267	33,287,827	17,608,130	24,142,746	12,781,022
Yarn "	5,173,959	6,834,143	4,104,793	6,564,578	5,635,264	6,879,238	6,721,946	7,630,203	6,807,169	7,687,363
Manufactures	...	2,632,042	...	1,359,225	...	1,432,788	...	1,355,855	...	1,596,852
Fruits ... Kilogs.	1,575,717	1,244,087	2,058,220	1,625,939	2,133,958	1,685,776	2,188,531	1,728,939	2,169,508	1,714,164
Glass and glassware	...	1,825,567	...	5,248,032	...	5,052,661	...	1,467,923	...	4,905,608
Grain—										
Maize ... Kilogs.	67,261,690	11,434,487	115,630,702	19,657,219	84,332,944	14,336,600	162,848,809	27,684,298	191,178,885	32,500,410
Pease, chick "	10,209,219	5,717,163	18,786,345	10,520,353	14,076,593	7,038,297	7,890,844	3,156,338	11,977,176	4,790,870
Wheat "	525,613,495	115,634,969	116,773,041	24,522,339	78,986,019	16,587,064	96,068,384	20,174,361	161,464,577	33,907,561
Wheat flour "	14,381,585	4,602,106	61,790	19,155	15,297	4,742	56,030	17,369	77,076	23,893
Gutta-percha, Indian-rubber and mfrs. of	...	9,146,461	...	7,935,953	...	9,102,483	...	8,957,776	...	10,113,827
Hats and caps	...	758,835	...	761,090	...	981,910	...	866,538	...	709,825
Hides and skins—										
Untanned ... Kilogs.	7,838,516	19,364,089	7,838,172	19,294,471	8,341,988	20,402,349	7,680,508	18,835,545	8,525,181	20,937,426
Tanned "	420,928	8,064,405	403,862	6,666,291	430,138	6,694,206	453,717	7,353,288	412,826	6,896,194
Horn, whalebone, celluloid, &c., and mfrs. of	...	883,294	...	1,924,175	...	1,457,278	...	1,547,747	...	1,836,128
Machinery and apparatus—										
Agricultural	...	2,425,431	...	2,703,983	...	3,778,963	...	4,377,149	...	4,766,671
Engines, steam and gas	...	13,254,980	...	2,827,767	...	4,510,451	...	2,073,369	...	3,570,384
Fly-wheels of all kinds	...	151,159	...	530,128	...	594,677	...	428,895	...	485,953
Hydraulic motors	...	421,914	...	1,016,029	...	1,075,952	...	987,262	...	984,848
Locomotives	...	3,650,242	...	6,296,168	...	7,952,218	...	10,433,388	...	4,936,270
Machine tools	...	818,123	...	2,996,344	...	2,484,558	...	3,055,899	...	3,427,773
Pumps	...	690,066	...	1,648,605	...	1,466,766	...	1,413,834	...	1,773,200
Sewing machines	...	3,373,509	...	3,691,369	...	3,285,241	...	3,728,821	...	4,224,912
Other machinery, &c	...	30,778,384	...	26,264,538	...	30,452,324	...	28,073,667	...	32,437,733
Meat—										
Birds, living and dead and small game ... Kilogs.	2,629,088	4,600,904	2,631,101	4,604,427	2,400,999	4,201,748	2,230,994	3,904,240	2,590,241	4,532,922
Bacon and hams "	1,938,491	3,276,050	1,214,384	2,052,309	783,668	1,324,399	277,282	468,607	182,598	308,591
Metals—										
Copper and alloys thereof	...	7,744,500	...	10,665,152	...	12,852,483	...	15,895,595	...	15,231,270
Gold, silver and platinum	...	3,554,749	...	2,298,159	...	2,558,998	...	2,322,306	...	1,846,123
Iron and steel—										
Unmanufactured	...	5,938,557	...	8,197,551	...	7,619,458	...	6,976,280	...	7,220,209
Manufactured										
Arms	...	345,372	...	263,330	...	326,689	...	253,011	...	305,337
Articles of iron wrought and stamped	...	6,471,553	...	6,951,577	...	7,322,436	...	7,442,040	...	7,730,973
Cast-iron	...	2,076,681	...	1,782,674	...	1,673,896	...	1,424,685	...	1,280,335

SPAIN.

TOTAL Quantities and Values of the Principal Articles of Merchandise Imported, &c.—*Concluded.*

ARTICLES.	1906.		1907.		1908.		1909.		1910.	
	Quantity.	Value.	Quantity.	Value.	Quantity.	Value.	Quantity.	Value.	Quantity.	Value.
Metals *Con.*		Pesetas.		Pesetas.		Pesetas.		Pesetas.		Pesetas.
Iron and steel—*Con.*										
Manufactured *Con.*										
Hardware	.....	8,115,122	.....	5,802,976	.....	5,409,066	.....	5,459,133	.....	5,679,911
Smallwares	.....	8,669,572	.....	8,258,939	.....	8,131,797	.....	8,877,057	.....	9,133,226
Wire and mfrs. of	.....	1,703,594	.....	1,906,781	.....	2,295,561	.....	2,322,629	.....	2,553,874
Other metals and alloys thereof										
Tin in ingots ....Kilogs.	1,257,814	4,263,989	1,490,893	5,054,127	1,387,757	4,995,925	1,231,727	4,614,717	1,385,393	5,205,710
Other metals and alloys	.....	4,373,700	.....	2,266,301	.....	2,643,356	.....	1,754,854	.....	2,076,006
Milk, condensed ....Kilogs.	172,935	302,636	1,571,202	2,749,603	1,520,738	1,900,922	1,832,139	2,290,174	2,013,845	2,554,806
Musical instruments	.....	877,664	.....	1,134,210	.....	1,214,411	.....	1,092,016	.....	1,217,149
Oils—										
Oleonaptha, mineral lubricating oils, vaseline, and mixtures of these products with animal or vegetable oils or fats...Kilogs.	7,893,033	3,551,865	9,995,526	4,497,986	9,112,082	3,644,834	8,630,209	3,452,084	10,219,125	4,394,224
Petroleum and mineral oils ... "	52,641,517	12,276,023	25,075,625	5,790,983	29,925,357	6,629,474	39,735,893	8,141,865	33,258,169	7,162,623
Optical, mathematical, scientific, &c., instruments	.....	2,034,657	.....	2,209,562	.....	1,812,348	.....	2,071,759	.....	2,192,295
Paper—										
Pulp for paper making, cuttings of paper and paper waste ....Kilogs.	34,827,550	5,920,683	37,455,833	7,146,608	36,266,630	6,890,660	31,408,689	5,967,651	34,773,427	6,036,951
Cardboard and miscellaneous paper	.....	823,598	.....	643,420	.....	597,668	.....	650,883	.....	714,670
Paper in crude condition	.....	1,939,441	.....	1,367,427	.....	1,517,507	.....	1,264,149	.....	1,467,993
Paper, prepared	.....	775,318	.....	1,348,049	.....	1,371,369	.....	1,626,770	.....	1,810,866
Printed and engraved paper and photographs	.....	1,435,823	.....	1,744,646	.....	4,737,683	.....	1,715,793	.....	4,412,130
Wall paper	.....	603,165	.....	709,111	.....	602,876	.....	594,804	.....	535,494

Paraffine in lumps.....Kilogs.	2,231,151	2,275,777	2,582,771	2,634,426	2,469,071	2,246,857	2,380,831	2,261,792	3,133,223	2,819,901
Perfumery..... "	208,329	1,874,961	201,361	1,812,249	165,550	1,489,950	209,022	1,881,198	174,458	1,570,122
Phosphates of lime (natural) "	19,592,979	666,161	78,710,474	2,676,156	118,233,585	4,019,942	90,570,020	3,079,381	118,218,001	4,019,411
Sausage casings..... "	1,287,251	2,896,321	1,527,914	3,437,806	1,632,650	3,673,463	1,748,466	3,934,048	1,872,489	4,213,080
Seeds, sesamum, linseed and other oleaginous seeds... "	45,409,861	19,072,142	55,370,771	24,916,817	59,698,627	26,861,382	63,168,136	26,530,617	71,574,255	32,208,415
Silk: Raw..... "	24,222	714,103	19,540	902,019	27,842	989,881	18,583	900,646	12,150	598,627
Twist or yarn	.....	9,903,156	.....	8,559,907	.....	9,810,168	.....	8,203,242	.....	9,433,106
Manufactures	.....	10,121,632	.....	11,027,387	.....	12,319,201	.....	11,069,633	.....	9,917,431
Stearine .....Kilogs.	509,136	667,147	473,781	626,716	510,315	702,488	512,492	680,153	465,786	610,204
Spices..... "	860,934	2,220,518	850,626	2,160,684	912,822	2,312,010	800,130	2,106,777	879,211	2,259,278
Spirits and wines.....	.....	1,611,387	.....	1,611,774	.....	1,585,250	.....	1,578,935	.....	1,829,422
Stones and earths employed in building arts and industry:—										
Lime of all kinds, cement and puzzolana.....Kilogs.	23,755,135	1,425,308	59,278,322	3,556,699	63,267,550	3,796,053	52,173,720	3,130,423	53,238,987	2,661,949
Marble, jasper and alabaster..... "	6,632,228	925,918	7,107,217	870,476	6,601,086	817,365	5,225,819	693,928	5,532,519	826,721
Other stone and earths.. "	110,091,998	5,501,600	51,273,543	2,563,677	57,685,197	2,884,259	60,520,286	3,026,014	76,009,010	4,364,461
Tallow and other animal fats "	13,279,115	11,951,204	14,855,804	11,884,613	12,876,973	10,301,579	14,345,006	11,476,005	12,237,158	9,789,726
Tar, mineral, pitch and unrefined creosote and asphalts, bitumens and schists "	14,639,741	1,171,179	26,827,109	2,146,169	31,146,152	2,491,692	21,146,110	1,931,689	32,744,571	2,619,566
Toys and games, common.. "	94,419	1,038,939	102,267	1,124,937	83,561	835,610	90,760	907,600	100,008	1,000,080
Typewriters.....	.....	1,360,859	.....	1,230,853	.....	1,088,303	.....	1,371,029	.....	1,740,900
Vegetables.....Kilogs.	3,553,914	462,009	5,926,113	770,395	7,482,113	972,675	12,064,047	1,568,326	13,175,817	1,712,856
Vessels	.....	7,572,552	.....	9,015,454	.....	18,218,915	.....	29,908,709	.....	27,378,493
Wax.....Kilogs.	206,604	341,075	464,625	684,720	454,830	1,235,834	415,215	1,123,885	406,829	1,114,668
Wood—										
Unmanufactured										
Planks, boards, beams, &c., of common wood. Cu. metres	460,002	29,278,099	538,075	34,912,376	523,910	34,439,815	531,855	34,485,762	511,247	33,722,459
All other wood unmanufactured	.....	7,688,057	.....	9,534,331	.....	10,563,664	.....	11,415,470	.....	13,754,311
Manufactured—										
Furniture	.....	1,211,679	.....	665,083	.....	711,091	.....	834,604	.....	937,673
Other wood, manufactured....	.....	1,504,872	.....	1,969,307	.....	1,780,736	.....	2,214,988	.....	1,965,882
Wool:— Raw.....Kilogs.	1,845,157	8,109,878	1,903,662	8,728,288	2,835,564	12,713,544	2,505,795	11,310,189	2,686,984	12,613,217
Yarn.....	.....	788,177	.....	254,511	.....	456,675	.....	469,755	.....	461,002
Manufactures.....	.....	10,942,588	.....	8,395,677	.....	7,699,246	.....	6,524,165	.....	6,266,810
Total value of principal and other articles imported...	.....	1,056,090,154	.....	997,373,660	.....	1,070,363,403	.....	1,049,999,158	.....	1,104,417,643

SPAIN.

TOTAL Quantities and Values of the Principal Articles of Merchandise Exported during the Years ended December 31, 1906 to 1910, inclusive.

NOTE:—Peseta = 19·3 cents. Kilog = 2·204 lbs. Litre = 2199 galls.

ARTICLES.	1906.		1907.		1908.		1909.		1910.	
	Quantity.	Value.	Quantity.	Value.	Quantity.	Value.	Quantity.	Value.	Quantity.	Value.
		Pesetas.		Pesetas.		Pesetas.		Pesetas.		Pesetas.
Animals:—										
Cattle ..... No.	45,752	9,150,400	43,970	10,992,500	45,821	11,455,250	64,300	16,075,000	68,486	17,806,360
Horses ..... "	8,702	3,480,800	7,833	3,133,200	8,558	3,423,200	4,345	1,738,000	4,257	1,702,800
Mules and asses ..... "	37,392	5,933,050	36,250	5,812,500	10,611	6,932,700	14,816	2,861,700	10,945	2,127,000
Sheep ..... "	49,690	695,660	46,344	648,816	82,383	1,153,362	50,019	700,266	44,762	626,668
Swine ..... "	37,097	2,967,760	39,092	3,127,360	68,014	5,441,120	38,013	3,041,040	34,052	2,721,160
Arms	.....	9,725,581	.....	6,021,304	.....	6,304,225	.....	6,721,652	.....	5,797,231
Boots and shoes	.....	9,833,356	.....	11,380,496	.....	7,545,939	.....	7,081,152	.....	7,948,048
Bricks, common, and paving stones ..... Kilogs.	14,271,589	1,712,590	16,586,891	1,990,427	13,429,209	1,342,920	10,145,156	913,064	13,876,772	1,248,909
Cement ..... "	6,607,589	198,227	82,983,869	2,489,516	7,250,156	217,505	8,250,680	247,520	8,753,575	262,608
Cork	.....	41,092,792	.....	50,899,511	.....	43,157,889	.....	33,044,117	.....	44,125,985
Cotton:—										
Yarn ..... Kilogs.	237,589	1,663,123	324,084	1,458,378	301,289	1,355,800	339,185	1,527,682	490,955	2,454,775
Manufactures	.....	44,613,865	.....	55,639,699	.....	53,453,751	.....	63,250,284	.....	49,582,884
Esparto grass ..... Kilogs.	39,506,915	4,345,760	41,762,812	4,593,909	37,997,463	4,179,721	35,722,780	3,929,506	39,470,867	4,341,795
Fish: Fresh and salted	.....	4,299,071	.....	1,430,131	.....	7,042,390	.....	6,334,236	.....	5,511,701
Preserved	.....	46,009,757	.....	32,873,120	.....	31,383,321	.....	27,648,742	.....	27,952,780
Fruits and nuts:										
Almonds ..... Kilogs.	8,601,024	15,883,859	10,896,377	19,492,170	10,179,788	19,000,242	14,699,119	26,182,627	11,734,167	20,267,823
Grapes ..... "	41,252,031	6,948,920	68,290,178	11,397,375	37,618,668	10,010,395	45,195,436	14,521,521	55,908,318	17,254,517
Melons ..... "	.....	.....	11,638,555	1,629,398	12,630,229	1,768,232	10,980,719	1,537,301	13,762,686	1,926,776
Olives ..... "	7,630,666	5,722,999	8,098,964	6,074,223	11,622,248	8,716,686	9,873,380	7,405,035	17,090,818	12,818,113
Oranges ..... "	392,706,913	58,906,037	469,297,506	70,394,626	466,239,413	55,948,729	468,051,179	56,166,141	497,206,973	59,664,837
Peanuts ..... "	3,566,503	1,426,601	4,809,711	1,971,982	4,246,105	1,740,903	5,223,858	2,037,305	6,883,566	2,684,591
Raisins ..... "	20,120,542	14,084,379	27,358,765	19,151,135	26,376,373	18,463,461	29,374,174	16,155,796	25,634,771	14,099,124
Spanish nuts ..... "	8,038,475	6,028,856	7,499,767	5,618,075	5,190,609	3,892,957	9,656,834	7,212,626	7,267,359	5,450,519
Fruits preserved ..... "	.....	.....	2,747,571	2,747,571	1,654,841	1,654,841	1,605,849	1,605,849	2,470,923	2,470,923
Glass and glassware	.....	1,235,776	.....	1,621,501	.....	1,493,165	.....	1,588,777	.....	2,045,024
Glycerine ..... Kilogs.	1,147,268	1,606,175	869,542	1,017,361	555,586	666,703	1,013,467	1,252,160	855,185	1,026,222

Grain and grain products :—										
Barley.. ..... Kilogs.	3,857,789	732,980	7,772,545	1,476,784	80,739	15,340	3,348,192	636,156	35,149	6,678
Maize..... "	17,242	3,103	60,735	10,932	21,535	3,876	73,773	13,278	45,229	8,141
Pease (chick)..... "	1,829,935	1,097,961	1,681,784	1,009,070	2,241,221	1,344,732	3,933,498	2,360,099	3,918,023	2,358,814
Rice..... "	7,652,057	3,290,384	5,702,623	2,452,128	11,364,234	4,886,621	8,184 180	3,519,197	4,010,674	1,724,589
Wheat..... "	14,080	3,801	8,823	2,382	5,194	1,402	259,539	70,075	41,310	11,154
Wheat flour..... "	507,419	182,671	575,527	207,190	369,002	132,841	778,155	280,136	762,734	274,584
Hides and skins.... . "	10,661,048	26,904,086	7,384,875	19,350,954	6,996,802	18,317,155	8,603,474	21,207,362	8,091,393	20,213,202
Liquorice and paste of.... "	2,942,559	1,573,694	2,816,917	1,458,336	2,264,940	1,292,217	2,442,600	1,201,722	2,374,995	1,345,540
Metals :—										
Copper.... .... Kilogs.	32,309,993	40,793,893	29,305,583	38,198,047	34,563,743	46,501,254	34,852,739	48,466,772	31,401,028	44,200,017
Iron and steel..... "	58,715,511	19,632,129	59,541,525	13,259,593	36,591,675	6,723,124	67,727,875	8,896,793	41,487,969	6,426,998
Lead in plates, bars, &c. "	181,929,503	76,889,058	185,922,224	82,641,558	183,301,515	77,146,674	181,185,769	75,125,961	191,908,870	77,917,905
Quicksilver ..... "	1,491,383	8,202,606	1,510,259	8,306,425	1,514,823	8,331,527	1,502,775	8,265,263	1,310,935	7,210,143
Mineral ores :—										
Copper.....1,000 kilogs.	1,151,032	34,530,915	1,212,750	34,510,103	1,104,696	31,631,458	1,082,061	30,487,102	1,013,594	28,503,095
Iron..... " "	9,272,283	111,267,391	8,635,868	107,948,352	7,252,958	90,661,971	8,179,877	102,248,463	8,284,058	103,550,737
Iron pyrites..... " "	1,077,336	14,005,365	1,335,267	17,358,472	1,387,081	18,032,054	1,860,329	24,184,279	1,534,640	19,950,323
Manganese..... .. Kilogs.	89,160,132	4,903,807	67,996,770	3,739,822	25,446,840	1,399,576	14,736,590	810,513	6,321,760	347,697
Zinc..... "	140,289,897	6,929,196	167,108,443	8,511.089	129,879,124	6,764,235	130,317,538	6,712,763	124,503,693	6,412,478
Mineral waters..... "	2,125,926	1,700,741	2,565,520	2,052,416	3,128,491	2,502,792	3,765,271	2,635,690	3,145,064	2,201,545
Oil, olive ..... "	18,911,577	18,911,577	10,830,173	10,830,173	31,446,326	31,446,326	26,525,599	26.525,599	39,311,236	39,311,236
Paper, all kinds.....	.....	11,494.922	.....	11,051,769	.....	10,284,659	.....	11,041,032	.....	12,996,184
Resin ..... Kilogs.	.....	.....	7,870.226	1,967,556	7,670,489	1,917,622	6,754,680	1,688,670	10,237,048	2,559,262
Salt..... "	433,960,145	4,339,601	498,428,940	4,984,289	553,949,264	5,539,493	558,721,235	5,587,212	496,137,807	4.961.378
Sandals of hemp.....	.....	2,459,151	.....	3,501,847	.....	2,910,179	.....	3,429,232	.....	4,125,892
Silk : In cocoons . ...Kilogs.	28,076	393,064	51,457	771,855	35,560	497,840	86,237	1,207,318	54,567	763,938
Manufactures..... .	.....	2,054,830	.....	2,016,060	.....	1,090,520	.....	1,349,825	.....	1,669,385
Silver bullion.....	.....	4,838,691	.....	14,252.628	.....	15,159,066	.....	13,793,949	.....	14,217,814
Soap, common.... .....Kilogs.	3,435,157	1,786,281	3,037,711	1,670,741	2,619,749	1,362,269	2,277,395	1,184,245	2,577,479	1,340,289
Spices:										
Pimento..... "	2,638,665	2,110,932	3,283,657	2,626,926	3,339,305	2,671,444	4,149,139	3,319,311	4,544,896	3,635,917
Saffron..... "	89,064	8,906,400	105,679	10,567,900	89,625	8,962,500	107,125	10,712,500	95,014	9,501,400
Tartar, crude..... .. .. "	9,782,351	4,891,175	10,331,183	4.855,656	10,513,320	4,941,260	11,366,697	5,342,348	12,009,181	5,644,315
Tiles..... ..... "	4,014,622	1,204,386	4,125,280	1,237,584	5,572,414	1,671,724	4,270.182	1,110,247	7,351,124	1,764,270
Turpentine..... "	.....	.....	2,963,573	4,089,730	3,694,187	5,097,978	3,757,395	5,185,205	3,819,844	5,271,385
Umbrellas and parasols.....	.....	753,123	.....	1,031,755	.....	563,320	.....	544,665	.....	866,785
Vegetables, fresh :—										
Garlic.....Kilogs.	3,352,437	1,408,023	4,014,662	1,686,074	3,690,550	1,550,031	2,907,368	1,221,094	4,754,281	2,139,669
Onions.... ..... "	103,238,575	10,323,857	123,251,388	11,708,882	113,204,466	14,716,580	116,109,168	11,610,916	143,213,235	14,321,323
Potatoes ..... "	17,362,853	2,083,542	18,312,770	2,197,532	21,302,855	2,556,343	23,631,439	2,835,773	21.587,959	3,328,194
Vegetables and pulse preserved..	.....	.....	4,748,024	4,748.024	5,188,706	5,188,706	5,530,672	5,530,672	7,216,787	7,216,787
Wines.....Litres	158,377,401	64,499,701	157,567,193	66,839.387	174,443,300	65,942,659	159,815,202	63,379,048	268,174,269	92,257,983
Wood.....	.....	12,860,096	.....	11,693,269	.....	11,253,123	.....	11,558,697	.....	14,501,355
Wool :—										
Raw.....Kilogs.	12,043,992	15,989,463	14,607,402	19,497,979	6,519,516	8,873,410	16,740,842	22,467,921	10,857,073	14,668,101
Manufactures..	.....	3,114,092	.....	2,704,018	.....	2,406,820	.....	3,105,205	.....	3,202,458
Total value of principal and other articles exported.....	.....	937,583,811	.....	991,974,235	.....	969,495,564	.....	1,019,253,639	.....	1,075,295,557

STRAITS SETTLEMENTS.

VALUE of the Total Imports and Exports from and to each Principal Country during the Years ended December 31, 1906 to 1910, inclusive. *(Including Coin and Bullion.)*

NOTE :—Dollar=56·8 cents.

Imports. 1906.	Imports. 1907.	Imports. 1908	Imports. 1909.	Imports. 1910.	Countries.	Exports. 1906.	Exports. 1907.	Exports. 1908.	Exports. 1909.	Exports. 1910.
$	$	$	$	$	*British Empire.*	$	$	$	$	$
35,212,518	49,434,985	37,592,442	33,361,067	39,159,560	..United Kingdom	78,233,369	75,625,713	65,013,406	64,188,280	87,343,913
7,686,440	6,878,088	6,176,586	5,266,903	5,860,794	..Australasia	1,560,130	1,534,585	1,404,190	1,737,587	2,465,858
41,943,462	42,354,776	34,611,345	34,526,301	55,390,740	..British India	19,154,177	17,835,160	16,205,377	16,824,223	16,483,602
29,670	32,280	14,791	35,966	26,486	..Canada	351,351	249,105	275,430	303,629	368,331
30,915,051	32,260,198	25,410,809	27,556,576	33,170,383	..Hong Kong	14,122,423	12,539,285	10,160,046	10,629,437	9,935,873
76,476,120	74,415,648	77,685,639	75,351,799	87,014,478	..Malay States	39,531,506	41,587,500	47,529,724	44,916,153	50,819,969
5,045,837	5,016,755	4,568,904	5,159,428	5,474,717	..Sarawak	3,574,097	3,940,804	3,240,119	3,342,612	4,916,646
5,947,646	1,947,389	1,794,870	1,868,331	1,702,748	..Other British Possessions	4,473,478	5,222,899	7,176,558	7,636,661	6,568,191
203,256,744	212,340,119	187,855,386	183,126,371	227,799,906	....Totals, British Empire	161,000,531	158,535,051	151,004,850	149,578,582	178,902,383
					Foreign Countries.					
1,290,737	1,675,086	948,122	1,136,617	1,317,611	..Austria-Hungary	3,613,585	2,790,896	2,601,384	2,492,256	2,857,290
2,379,248	2,375,789	1,707,345	1,599,215	2,393,253	..Belgium	1,520,854	2,390,468	2,260,424	3,130,435	3,816,908
6,443,760	6,834,257	6,199,501	6,991,917	8,337,292	..China	4,595,691	4,636,194	3,004,417	3,609,719	4,062,164
1,735,860	1,654,721	1,608,574	1,595,064	1,917,338	..France	10,834,071	10,665,639	9,748,159	6,337,678	10,410,587
5,989,671	8,070,601	9,726,479	11,673,723	8,762,030	..French Possessions	2,658,394	3,037,446	2,071,275	2,009,776	2,277,217
5,586,471	6,396,845	4,939,350	4,486,734	5,420,789	..Germany	6,694,277	6,703,756	5,684,262	8,796,960	13,819,778
2,407,149	2,661,192	2,002,961	1,909,010	2,067,883	..Holland	1,563,146	1,541,603	1,691,264	2,701,741	2,011,949
2,400,077	2,826,333	2,437,714	2,159,468	2,658,428	..Italy	1,098,120	5,275,437	3,645,522	2,405,934	2,784,469
5,045,709	6,995,958	6,727,178	6,753,790	8,420,243	..Japan	2,390,717	2,594,855	3,253,661	2,686,961	4,136,502
12,789,228	13,283,551	2,796,078	3,180,916	.....	..Malay Peninsula	6,216,894	7,009,480	1,652,793	1,627,897	.....
51,021,753	49,665,632	46,573,342	48,995,710	56,914,841	..Netherlands India	45,652,711	45,601,915	41,605,215	42,083,018	45,613,257
298,319	437,310	903,674	861,225	1,291,530	..Philippines and Sulu Archipelago	765,010	816,067	1,383,584	1,436,786	1,608,324
35,630	79,362	10,341	25,925	57,952	.Russia	2,594,429	4,060,966	3,034,863	2,948,610	5,702,131
34,258,545	30,180,867	37,545,897	34,574,278	32,275,278	..Siam	18,805,811	18,536,896	17,393,649	14,829,389	12,991,029
2,697,630	3,592,494	3,511,677	3,325,176	4,045,795	..United States	31,629,275	28,459,060	21,078,801	31,408,096	29,543,224
1,671,760	1,500,085	902,320	963,258	790,484	.Other Foreign Countries	3,372,293	2,643,178	2,704,001	3,099,183	3,652,571
136,051,547	138,230,083	128,540,553	130,232,056	136,670,747	....Totals, Foreign Countries	150,005,278	146,766,856	122,813,274	131,604,439	145,287,403
203,256,744	212,340,119	187,855,386	183,126,371	227,799,906	....Totals, British Empire	161,000,531	158,535,051	151,004,850	149,578,582	178,902,383
339,308,291	350,570,202	316,395,939	313,358,427	364,470,653	..... Totals	311,005,809	305,301,907	273,818,124	281,183,021	324,189,786
13,222,353	13,921,580	14,889,118	14,500,548	20,381,347	..Inter-Settlement Trade	13,444,222	14,263,641	13,979,316	13,073,446	19,116,442
352,530,644	364,491,782	331,285,057	327,858,975	384,852,000	.....Grand totals	324,450,031	319,565,551	287,797,140	294,256,467	343,306,228

STRAITS SETTLEMENTS.

TOTAL Quantities and Values of the Principal Articles of Merchandise Imported during the Years ended December 31, 1906 to 1910, inclusive.

NOTE:—Dollar = 56·8 cents. Pikul = 133⅓ lbs.

ARTICLES.	1906.		1907.		1908.		1909.		1910.	
	Quantity.	Value.	Quantity.	Value.	Quantity.	Value.	Quantity.	Value.	Quantity.	Value.
		$		$		$		$		$
Animals		4,721,249		5,180,350		3,870,862		3,278,001		4,375,530
Apparel, hosiery and millinery		3,782,309		3,956,414		3,169,688		3,038,514		3,736,330
Coal ... Tons		7,287,508	667,840	6,528,763	735,400	7,512,564	677,557	6,487,240	758,615	6,779,050
Coffee ... Pikuls		1,646,146	62,303	1,261,927	62,851	1,301,955	60,534	1,296,498	46,600	1,125,766
Copra ... "		6,261,112	1,072,458	9,870,216	1,283,034	9,020,297	1,227,886	10,025,321	1,523,418	15,225,790
Cotton goods :—										
Dyed ... Pieces		3,585,873	1,013,117	4,737,375	779,611	3,118,824	797,333	2,509,475	1,132,629	4,251,904
Plain ... "		11,899,494	2,676,656	8,656,052	2,270,093	7,146,533	2,765,225	8,062,970	2,696,137	8,364,011
Printed ... "		2,651,870	632,850	2,379,815	438,436	1,510,232	612,159	1,829,790	663,200	2,374,560
Sarongs, slendangs and kains		5,564,502		5,259,570		4,240,123		4,903,818		6,403,406
Other		3,788,904		3,714,626		3,094,593		3,068,328		4,079,605
Drugs and medicines		2,342,891		2,479,947		1,856,769		2,025,105		2,166,474
Earthenware		1,318,935		1,399,066		239,242		282,188		401,016
Fish		9,547,240		9,332,827		8,652,824		9,645,242		10,781,614
Fruits		1,334,876		1,467,072		1,200,002		1,179,796		1,125,652
Gambier ... Pikuls		4,738,804	588,743	4,511,093	538,010	4,413,994	567,036	5,170,024	481,197	5,323,134
Grains, &c. :										
Beans and pease ... "		1,311,945	292,915	1,406,406	325,006	1,486,257	436,121	1,725,106	427,826	1,940,566
Bran ... "		2,024,806	1,118,802	2,121,892	1,103,015	2,192,836	970,573	1,781,988	895,775	1,555,260
Padi ... "		1,463,953	912,472	2,260,365	1,141,122	2,820,032	1,131,757	2,453,696	1,017,916	2,122,038
Rice ... "		32,807,166	7,959,426	34,136,846	8,733,798	37,266,767	9,538,107	37,095,042	9,948,306	37,513,263
Wheat flour ... "		2,781,866	565,624	3,037,953	487,410	2,808,993	537,623	3,256,895	468,792	2,748,886
Other grains		380,373		452,009		391,955		403,114		372,771
Gums, dyes and resins		13,524,726		14,676,969		10,213,259		16,076,927		26,724,921
Gunnies		1,878,480		4,345,067		3,406,497		2,501,885		2,449,405
Hides, raw ... Pikuls		2,601,677	90,850	2,702,315	93,943	2,567,942	111,595	3,077,086	102,589	2,905,915
Lard ... "		1,182,995	73,239	1,627,678	66,524	1,372,354	57,599	1,060,419	58,305	1,120,178
Malt liquors		1,282,197		1,054,245		893,247		974,111		1,215,550
Matches ... Cases		1,845,673	83,456	1,680,010	57,838	1,125,457	83,389	1,517,360	87,662	1,589,442

STRAITS SETTLEMENTS.

TOTAL Quantities and Values of the Principal Articles Imported for Consumption, &c.—*Concluded.*

ARTICLES.	1906.		1907.		1908.		1909.		1910.	
	Quantity.	Value.	Quantity.	Value.	Quantity.	Value.	Quantity.	Value.	Quantity.	Value.
Metals—		$		$		$		$		$
Unmanufactured—										
Tin ..... Pikuls	.....	32,818,538	295,951	25,609,395	209,552	14,072,226	250,890	16,849,348	198,553	15,006,564
Tin ore ..... "	.....	49,697,056	963,072	54,517,992	1,152,542	53,145,161	1,098,520	50,753,950	987,233	51,634,087
Other	.....	175,515	.....	194,637	.....	297,019	.....	248,312	.....	176,792
Manufactured	.....	10,495,997	.....	13,493,143	.....	11,242,668	.....	10,165,549	.....	12,733,035
Milk, condensed ..... Cases	.....	1,591,833	212,011	1,767,352	215,296	1,757,423	235,113	1,873,482	257,308	2,061,464
Nuts ..... Pikuls	.....	1,470,693	214,250	1,325,141	228,578	1,397,906	224,739	1,306,650	196,734	1,111,413
Oils	.....	5,668,967	.....	6,372,069	.....	6,016,015	.....	6,142,007	.....	6,582,174
Opium	.....	10,008,284	.....	11,155,571	.....	9,159,279	.....	8,787,511	.....	18,210,698
Paper	.....	1,834,576	.....	,699,757	.....	1,218,418	.....	1,515,076	.....	1,706,186
Provisions	.....	2,649,545	.....	3,004,864	.....	2,708,508	.....	2,596,548	.....	3,380,256
Rattans ..... Pikuls	.....	4,001,755	503,387	3,926,993	476,761	3,079,927	435,049	3,164,520	155,703	3,236,971
Sago ..... "	.....	1,799,205	891,734	2,257,250	936,479	2,284,891	1,010,313	2,614,830	964,356	2,874,977
Silk goods	.....	2,629,583	.....	2,507,193	.....	1,866,161	.....	2,420,953	.....	3,496,507
Spices ..... Pikuls	.....	15,342,086	1,246,795	13,030,119	1,254,579	10,250,393	1,238,647	9,914,269	1,191,015	10,437,927
Spirits and wines	.....	3,219,926	.....	3,071,081	.....	2,500,930	.....	2,631,516	.....	3,377,624
Sugar ..... Pikuls	.....	7,344,185	993,881	5,228,089	803,565	4,939,128	1,065,248	6,638,182	1,011,890	6,655,366
Tapioca	.....	3,819,133	.....	4,366,463	.....	1,377,737	.....	1,080,779	.....	1,228,709
Tea ..... Pikuls	.....	1,932,267	58,533	1,871,225	55,456	1,692,399	53,701	1,619,562	53,531	1,667,020
Textile materials	.....	1,381,268	.....	1,210,921	.....	1,404,789	.....	1,229,967	.....	1,240,466
Tobacco	.....	6,799,570	.....	7,040,922	.....	6,413,391	.....	7,482,226	.....	8,585,119
Vegetables	.....	1,467,617	.....	1,780,551	.....	1,472,880	.....	1,493,773	.....	1,535,564
Wood, unmanufactured	.....	1,499,789	.....	1,611,930	.....	1,519,021	.....	1,283,983	.....	1,393,746
Woollen goods	.....	874,855	.....	1,418,743	.....	729,856	.....	495,238	.....	902,101
All other articles	.....	12,044,544	.....	12,808,252	.....	29,172,520	.....	21,249,596	.....	27,787,411
Total imports (mdse.)	.....	317,127,357	.....	321,506,521	.....	296,612,744	.....	301,313,799	.....	345,794,244
Coin and bullion	.....	22,180,934	.....	29,063,681	.....	19,783,195	.....	12,044,628	.....	18,676,409
Total imports	.....	339,308,291	.....	350,570,202	.....	316,395,939	.....	313,358,427	.....	364,470,653
Inter-Settlement Trade	.....	13,222,353	.....	13,921,580	.....	14,889,118	.....	14,500,548	.....	20,381,347
Grand totals	.....	352,530,644	.....	364,491,782	.....	331,285,057	.....	327,858,975	.....	384,852,000

STRAITS SETTLEMENTS.

TOTAL Quantities and Values of the Principal Articles of Merchandise Exported during the Years ended December 31, 1906 to 1910, inclusive.

NOTE:—Dollar=56·8 cents. Pikul=133⅓ lbs.

ARTICLES.	1906.		1907.		1908.		1909.		1910.	
	Quantity.	Value.	Quantity.	Value.	Quantity.	Value.	Quantity.	Value.	Quantity.	Value.
		$		$		$		$		$
Animals		2,117,530		2,385,077		1,677,632		2,003,875		2,744,741
Apparel, hosiery and millinery		1,750,653		1,807,462		2,049,000		1,847,814		1,746,021
Beche-de-mer ... Pikuls		650,735	10,693	464,897	9,175	363,587	6,754	216,648	5,619	181,784
Coffee ... "		1,391,746	52,579	1,130,588	51,691	1,185,645	46,618	1,055,362	34,468	845,597
Copra ... "		5,939,650	997,155	9,447,709	1,300,828	9,199,638	1,201,310	9,958,903	1,761,298	18,429,954
Cotton goods—										
Dyed ... Pieces		3,632,594	1,282,887	4,198,866	781,965	2,466,994	902,709	2,715,220	1,061,035	2,851,739
Plain ... "		5,746,201	1,466,176	5,033,722	1,299,462	4,214,729	1,258,840	3,988,649	1,144,344	3,804,842
Printed ... "		2,201,117	775,540	2,601,302	237,685	2,059,057	517,037	1,698,888	567,466	1,915,082
Sarongs, slendangs and kains		3,442,255		3,032,340		2,476,389		2,402,090		2,162,086
Other		5,782,577		2,319,470		2,107,488		1,831,128		1,591,203
Curry stuffs		1,414,945		1,352,769		1,180,042		1,270,337		890,359
Drugs and medicines		1,094,788		1,243,259		1,079,888		829,292		807,907
Fish		8,754,199		8,315,700		8,389,988		9,405,996		8,947,479
Fruits		3,770,032		3,875,342		3,127,227		2,685,611		2,423,953
Gambier ... Pikuls		5,720,652	598,117	4,828,602	538,293	4,526,579	509,032	5,569,683	486,336	5,758,974
Grains, &c.—										
Beans and pease ... "		934,718	221,653	1,068,691	252,559	1,173,093	301,012	1,353,223	251,284	1,164,950
Bran ... "		1,338,771	743,813	1,426,874	620,612	1,260,488	609,038	1,172,530	525,726	1,040,602
Rice ... "		30,932,029	7,595,572	34,559,419	8,181,636	37,328,905	8,793,316	37,104,839	8,596,467	35,509,588
Wheat flour ... "		1,408,331	266,927	1,522,286	253,842	1,450,327	245,940	1,451,029	224,690	1,307,699
Other		289,939		694,081		387,279		433,792		455,998
Gums, dyes and resins—										
Borneo rubber ... Pikuls		3,686,727	28,978	2,857,048	19,896	1,714,346	20,519	1,872,236	25,635	3,400,847
Copal ... "		2,033,600	175,830	2,753,533	159,258	2,128,009	139,840	1,783,253	147,254	1,803,224
Gutta-percha, including Para rubber ... "		5,353,452	68,636	7,098,278	55,493	6,601,344	72,655	11,712,511	106,122	23,032,476
Gutta, inferior ... "		1,243,002	251,424	1,688,289	103,150	603,179	320,591	2,539,107	425,216	4,994,499
Other		2,699,066		2,284,402		1,494,555		2,644,048		3,501,460
Gunnies		4,321,908		3,761,259		2,380,752		1,677,537		1,653,645

STRAITS SETTLEMENTS

TOTAL Quantities and Values of the Principal Articles of Domestic Produce Exported, &c.—*Concluded.*

ARTICLES.	1906.		1907.		1908.		1909.		1910.	
	Quantity.	Value.	Quantity.	Value.	Quantity.	Value.	Quantity.	Value.	Quantity.	Value.
		$		$		$		$		$
Hides Raw ... .Pikuls	.....	1,546,675	56,270	1,550,394	44,303	996,613	50,991	1,125,844	60,021	1,400,685
Tanned ... ... "	.....	1,589,991	35,565	1,674,647	40,643	1,856,923	55,984	2,730,548	48,498	2,304,229
Lard ... ... "	.....	905,477	48,999	1,020,049	40,050	817,105	37,581	717,097	37,493	719,230
Matches ... ... Cases	.....	1,582,654	75,029	1,577,413	51,407	1,094,482	62,546	1,231,873	65,023	1,271,126
Metals:—										
Unmanufactured—										
Tin ... ... Pikuls	.....	88,849,337	956,233	83,207,807	1,064,367	71,727,890	1,030,049	70,698,202	973,637	75,428,286
Other	.....	314,462	.....	253,456	.....	139,350	.....	155,362	.....	295,870
Manufactured	.....	4,721,536	.....	5,257,534	.....	3,791,572	.....	3,451,207	.....	4,650,259
Oils	.....	5,901,013	.....	6,069,401	.....	4,922,285	.....	5,631,368	.....	5,759,693
Opium	.....	8,753,338	.....	8,757,920	.....	7,674,810	.....	7,918,389	.....	13,566,656
Provisions	.....	1,683,065	.....	1,876,047	.....	1,947,896	.....	1,725,216	.....	2,196,590
Rattans ... ... Pikuls	.....	4,557,650	469,508	4,508,423	451,725	3,916,425	446,156	3,914,775	455,703	3,978,145
Sago ... ... "	.....	2,987,807	1,011,446	3,526,577	1,090,116	3,515,012	1,265,911	4,083,692	1,075,836	4,172,310
Spices:—										
Areca nuts ... ... "	.....	6,523,164	924,587	5,714,728	799,248	3,481,153	949,796	4,315,147	1,045,004	5,634,415
Pepper ... ... "	.....	10,105,999	455,873	8,881,949	642,192	8,592,660	458,729	6,427,120	439,355	8,008,176
Other ... ... "	.....	1,096,325	39,776	1,089,751	46,179	987,016	43,461	902,270	68,774	847,108
Spirits and wines	.....	1,999,580	.....	2,098,083	.....	1,634,382	.....	1,976,769	.....	1,816,061
Sugar ... ... Pikuls	.....	8,480,328	1,304,288	7,196,408	863,892	5,649,364	940,956	5,734,906	804,896	5,382,118
Tapioca	.....	7,464,163	.....	8,221,564	.....	4,283,011	.....	3,832,596	.....	3,796,956
Tea ... ... Pikuls	.....	1,218,440	37,474	1,278,231	33,453	1,045,735	34,295	1,038,151	35,852	1,055,390
Textile materials	.....	1,430,583	.....	1,217,530	.....	1,287,795	.....	1,337,200	.....	1,456,224
Wood, unmanufactured	.....	2,061,338	.....	2,343,019	.....	1,660,863	.....	1,658,631	.....	1,914,942
All other articles	.....	8,973,213	.....	11,712,649	.....	28,780,598	.....	25,667,592	.....	28,678,573
Total exports (mdse).	.....	280,397,355	.....	280,784,848	.....	262,459,100	.....	267,497,556	.....	307,299,751
Coin and bullion	.....	30,608,454	.....	24,517,059	.....	11,359,024	.....	13,685,465	.....	16,890,035
Total exports	.....	311,005,809	.....	305,301,907	.....	273,818,124	.....	281,183,021	.....	324,189,786
Inter-Settlement Trade	.....	13,444,222	.....	14,263,644	.....	13,979,316	.....	13,073,446	.....	19,116,442
Grand totals	.....	324,450,031	.....	319,565,551	.....	287,797,440	.....	294,256,467	.....	343,306,228

SWEDEN.

VALUE of the Total Imports for Consumption and Exports of Domestic Produce from and to each Principal Country during the Years ended December 31, 1905 to 1909, inclusive. *(Including Coin and Bullion.)*

NOTE:—Krona = 26·8 cents.

Imports. 1905.	1906.	1907.	1908.	1909.	Countries.	Exports. 1905.	1906.	1907.	1908.	1909.
Kronor.	Kronor.	Kronor.	Kronor.	Kronor.		Kronor.	Kronor.	Kronor.	Kronor.	Kronor.
144,035,143	160,723,730	178,528,030	159,441,130	157,557,595	United Kingdom	159,398,772	170,960,883	182,115,328	169,341,722	155,841,587
337,614	270,942	452,295	433,449	193,870	Algeria	407,960	507,801	309,476	731,165	611,114
8,919,195	7,995,407	8,602,070	9,728,566	8,246,437	Argentine Republic	1,099,822	1,806,486	2,635,075	3,032,088	3,602,223
1,357,856	2,274,356	2,441,347	2,176,460	2,480,415	Austria Hungary	1,190,013	1,168,330	977,557	1,294,926	1,531,042
60,764	580,955	1,298,885	824,540	765,152	Australasia	2,693,484	3,700,769	3,786,465	5,079,505	5,463,886
10,292,194	10,277,136	9,892,750	7,910,228	7,879,995	Belgium	14,592,254	13,706,456	13,949,081	12,536,924	13,209,232
4,431,125	9,185,131	7,037,124	6,297,987	12,691,824	Brazil	609,192	873,823	443,759	650,673	749,369
63,283	6,783	4,118	7,479	6,693	British South Africa	4,566,977	5,136,688	3,612,923	3,843,746	3,757,169
274,422	176,600	580,455	272,322	255,789	Canada	168,014	302,545	637,707	331,684	598,018
44	1,199,250	557,653	266	59,109	Chile	201,689	496,305	680,282	120,065	187,937
85,790	31,475	56,306	144,449	71,417	China	733,390	714,642	600,807	504,449	979,391
39,768,113	42,368,089	50,539,515	45,216,621	41,215,190	Denmark	50,120,633	55,042,387	57,704,881	45,908,201	45,972,911
5,407,893	6,052,012	8,534,160	5,480,613	5,333,112	East Indies—British	3,226,065	3,451,670	3,697,961	3,548,784	3,922,328
52	35,663	651	27,938	135,972	French	.....	102	.....	5,400	.....
215,522	200,192	319,597	311,678	872,978	Egypt	3,613,295	4,205,241	4,988,782	3,987,975	4,055,337
6,617,078	7,425,110	10,335,280	10,829,278	10,648,405	Finland	8,940,781	10,326,414	12,996,136	12,508,667	10,717,248
15,884,248	20,429,891	23,099,129	18,592,373	23,453,863	France	29,904,575	37,050,418	39,521,609	36,790,612	35,861,689
224,364,938	234,021,251	240,770,905	210,729,845	213,934,357	Germany	85,206,640	96,597,094	108,719,268	103,340,741	97,208,823
128,636	115,534	109,003	162,795	80,858	Greece	174,238	207,565	323,824	236,402	210,771
13,846,898	15,129,860	16,598,314	15,078,399	15,900,293	Holland	22,838,787	26,328,256	16,848,030	14,783,174	13,525,775
3,464,453	4,893,087	4,724,656	4,685,138	3,979,954	Italy	970,222	1,571,784	1,528,422	1,750,232	2,057,897
150,986	174,151	309,370	120,384	429,655	Japan	607,805	1,953,940	2,630,136	2,274,429	3,292,272
23,612,286	25,124,208	23,521,351	21,745,539	21,383,177	Norway	31,363,911	35,401,001	25,451,615	24,571,101	24,432,516
1,208,819	1,823,661	2,153,004	2,023,615	1,631,719	Portugal	1,616,046	2,148,841	1,737,736	1,636,833	1,464,225
223,064	230,449	544,347	153,577	193,665	Roumania	16,417	50,852	51,844	60,151	58,123
28,975,760	25,357,066	20,283,760	16,085,394	29,327,287	Russia—European	7,305,268	7,480,243	10,817,170	10,611,019	14,012,598
3,640,116	3,594,832	3,009,946	2,889,089	2,935,913	Spain	4,292,930	5,553,979	8,290,928	7,431,568	6,408,876
1,821,639	3,076,139	2,836,318	2,742,234	3,380,150	Switzerland	174,345	178,785	211,541	241,404	221,192
222,079	107,691	248,562	510,061	240,823	Tunis	492,148	287,579	243,165	234,443	389,314
171,977	294,994	332,490	317,879	317,150	Turkey	773,415	1,503,666	1,421,507	1,653,685	1,508,320
41,450,533	60,009,693	61,342,528	60,279,756	47,967,979	United States	9,867,290	11,658,216	13,778,753	9,718,340	15,981,493
.....	54,879	706,710	229,561	204,130	Uruguay	39,935	47,026	90,389	93,563	280,362
1,048,937	987,619	2,330,984	3,423,614	3,027,607	Other Countries	3,005,410	3,865,026	3,860,390	3,760,796	5,767,094
582,084,457	644,227,836	682,104,613	608,932,257	616,805,533	Totals	450,211,733	504,281,813	524,662,547	482,017,467	472,980,132

SWEDEN.

Total Quantities and Values of the Principal Articles Imported for Consumption during the Years ended December 31, 1905 to 1909, inclusive.

NOTE:—Krona=26·8 cents. Kilog=2·204 lbs. Litre=·2199 gall. Cub. Metre=35·34 cub. ft.

Articles.	1905.		1906.		1907.		1908.		1909.	
	Quantity.	Value.	Quantity.	Value.	Quantity.	Value.	Quantity.	Value.	Quantity.	Value.
		Kronor.		Kronor.		Kronor.		Kronor.		Kronor.
Animals—										
Cattle..... No.	4,179	731,230	5,914	838,980	4,725	1,538,900	4,817	1,555,900	3,845	1,219,500
Horses..... "	1,545	610,550	2,030	734,100	2,448	2,069,000	1,953	2,643,500	1,458	1,217,400
Other.....	.....	95,171	.....	184,018	.....	62,573	.....	53,791	.....	88,783
Bones, crude..... Kilogs.	12,034,366	849,928	15,170,814	1,132,591	15,502,446	1,716,564	8,913,354	1,030,003	8,825,322	710,580
Books.....	.....	1,074,231	.....	980,302	.....	1,784,239	.....	2,118,622	.....	1,880,890
Bristles..... Kilogs.	56,109	334,218	69,511	406,722	91,489	627,670	70,168	438,160	77,172	461,559
Butter..... "	413,673	765,295	596,981	1,122,324	679,687	1,155,468	125,023	225,041	186,758	316,327
Cement..... "	10,999,018	302,473	13,136,395	361,251	17,800,792	533,619	6,158,113	177,360	12,943,867	362,092
Cheese..... "	325,301	432,650	952,049	1,361,430	550,337	731,367	365,476	520,868	353,127	528,682
Coal..... 1,000 kilogs.	3,297,485	47,401,342	3,718,884	55,783,255	4,146,785	69,599,345	4,427,507	65,907,394	4,084,055	55,966,408
Cocoa..... Kilogs.	1,024,039	1,324,703	1,228,747	1,874,622	1,236,889	2,011,722	1,151,008	1,280,004	1,308,325	1,324,097
Coffee..... "	30,055,538	27,049,984	35,087,306	29,122,464	32,258,410	24,930,017	30,366,359	22,814,138	41,867,470	33,115,465
Coke..... 1,000 kilogs.	113,452	2,552,669	137,286	3,432,148	254,770	5,837,640	265,358	5,343,597	256,989	4,866,437
Cotton—										
Raw..... Kilogs.	19,349,162	15,867,080	20,716,717	19,891,017	20,684,037	21,926,735	21,210,997	20,151,244	17,310,280	18,176,784
Yarn..... "	1,152,818	1,869,169	1,380,751	2,534,006	1,571,939	2,661,795	1,354,233	2,348,597	946,969	1,733,797
Manufactures.....	.....	6,841,594	.....	7,696,030	.....	10,907,082	.....	8,633,127	.....	9,187,333
Earthenware.....	.....	3,419,069	.....	3,148,084	.....	2,527,692	.....	2,113,433	.....	1,657,454
Eggs..... No.	69,203,312	2,837,337	69,806,141	2,862,052	68,032,370	3,129,489	55,876,176	2,570,304	48,360,868	2,224,600
Embroideries.....	.....	1,788,374	.....	2,314,035	.....	1,460,855	.....	944,760	.....	1,229,325
Fish: Fresh and salted.... Kilogs.	48,200,790	12,916,848	59,151,439	16,399,066	59,958,930	16,776,199	63,492,125	14,925,168	62,880,251	15,571,014
Oysters..... "	1,941,055	1,339,328	2,769,937	2,271,348	2,478,848	2,131,000	2,216,450	1,861,721	1,642,724	1,723,952
Flax, hemp and jute—										
Raw..... Kilogs.	9,650,154	4,609,098	10,403,191	6,016,317	13,432,645	8,056,999	9,319,672	4,667,899	10,412,051	4,428,040
Yarn..... "	604,836	695,810	431,422	613,979	621,921	765,067	338,280	414,410	351,448	438,416
Manufactures.....	.....	2,908,328	.....	3,409,448	.....	5,078,866	.....	3,928,722	.....	3,668,634
Fruits.....	.....	7,726,494	.....	8,945,468	.....	8,569,373	.....	9,255,183	.....	9,559,330
Fur skins..... Kilogs	194,294	2,105,092	220,283	2,147,010	174,704	3,753,875	120,212	2,465,126	122,747	2,693,681
Glass and glassware..... "	2,345,687	2,042,674	3,064,114	2,476,891	3,546,622	2,112,185	3,053,259	1,726,649	3,244,378	1,746,848
Grain and grain products—										
Barley..... Kilogs.	468,846	49,229	4,192,984	452,842	752,389	97,811	2,151,377	279,679	1,921,131	259,353
Beans..... "	2,805,702	423,661	2,642,256	412,192	2,946,514	500,907	3,516,087	668,057	2,502,579	625,645

Bran ... Kilogs.	135,056,903	13,505,690	137,541,692	13,547,857	86,607,348	8,654,051	55,665,032	5,563,299	72,232,479	7,384,268
Corn (maize) ... "	12,472,871	1,141,268	14,350,283	1,270,000	8,373,653	962,970	12,389,957	1,486,795	6,909,728	829,167
Malt ... "	805,670	173,219	1,160,386	219,483	929,937	205,380	1,489,144	358,156	651,605	160,544
Oats ... "	81,035,096	8,508,685	70,807,118	7,788,783	66,099,920	7,601,491	63,826,919	7,020,961	77,508,016	8,913,425
Rye ... "	93,101,256	10,073,556	48,692,046	5,550,893	39,597,424	5,345,652	54,447,660	7,350,434	82,912,632	10,364,079
Rye meal ... "	4,272,307	469,954	381,085	42,872	407,085	54,956	4,300,124	559,016	11,813,151	1,890,104
Wheat ... "	197,454,851	26,162,768	213,341,978	21,534,327	153,955,671	23,093,351	206,834,952	31,025,243	192,437,595	31,752,203
Wheat meal ... "	5,142,091	912,721	7,463,413	1,268,780	11,150,442	2,118,584	10,680,689	2,082,734	6,280,768	1,287,557
Gutta percha ... "	1,319,597	8,025,291	1,343,852	8,028,745	1,425,304	8,928,884	1,040,156	1,950,617	1,187,942	11,432,167
Hair, unmanufactured ...	...	529,971	...	579,956	...	577,727	...	420,275	...	398,486
Hats and caps ...	...	1,916,505	...	2,043,085	...	1,426,017	...	1,455,785	...	1,473,275
Hay ... Kilogs.	6,694,314	468,602	18,981,986	1,328,729	3,782,979	226,979	2,860,310	148,736	1,699,939	88,387
Hides and skins, except fur "	9,960,639	17,157,256	11,095,837	20,518,946	10,378,558	19,366,383	8,117,163	14,943,887	11,409,111	22,150,189
Hops ... "	754,126	1,885,315	578,547	2,024,915	675,323	1,598,832	528,890	1,193,268	441,867	1,816,372
Lace ... "	19,443	484,160	21,596	518,320	26,545	871,380	17,536	579,670	21,107	690,971
Leather—										
Belting ...	...	1,079,015	...	1,245,104	...	1,051,404	...	860,067	...	744,323
Boots and shoes ... Kilogs.	39,764	298,784	43,723	336,929	32,753	450,487	25,012	328,440	31,547	420,038
Saddlery ... "	32,585	154,779	38,783	184,219	39,605	316,840	28,683	229,464	30,766	246,128
Lithographs ...	...	1,626,623	...	1,414,006	...	2,362,659	...	2,081,956	...	2,004,095
Machinery ...	...	23,652,231	...	27,066,578	...	34,214,904	...	27,917,742	...	24,242,369
Manures ... Kilogs.	172,728,003	6,750,324	178,639,731	7,065,091	215,517,768	11,234,839	185,434,771	10,007,329	166,880,911	8,950,995
Meats: Bacon and hams ... "	3,876,401	2,948,116	7,285,947	6,487,622	6,589,373	5,142,452	4,614,045	3,462,297	1,091,895	1,060,905
Other ... "	1,689,367	995,581	2,800,005	1,650,995	3,294,746	2,367,672	2,779,991	1,920,670	2,060,792	1,425,944
Metals										
Unwrought and partly wrought:										
Copper ...	...	10,688,152	...	17,078,444	...	14,270,588	...	10,201,449	...	8,746,560
Gold ...	...	4,377,200	...	2,566,800	...	1,648,500	...	801,900	...	794,300
Iron and steel ... Kilogs.	109,110,499	7,783,100	129,414,828	9,035,668	137,369,155	16,669,056	133,984,499	13,449,043	122,441,607	10,804,401
Tin ... "	594,680	1,784,040	818,612	3,069,795	894,837	2,510,608	808,613	1,820,503	793,566	1,904,558
Zinc ... "	3,764,895	1,888,264	4,483,654	2,410,000	5,372,581	2,408,945	1,599,314	1,870,720	5,267,283	2,323,038
Other ...	...	1,932,465	...	2,674,164	...	2,333,033	...	1,852,728	...	1,516,516
Wrought and wares:										
Copper ...	...	11,033,773	...	11,896,798	...	12,515,403	...	8,960,067	...	8,498,324
Iron and steel ...	...	21,491,427	...	23,510,814	...	21,671,411	...	16,764,089	...	16,217,765
Other ...	...	2,324,031	...	2,818,870	...	4,619,951	...	3,719,843	...	3,436,283
Musical instruments ...	...	1,013,800	...	1,157,101	...	1,435,352	...	1,212,709	...	1,153,298
Oilcake ... Kilogs.	102,681,774	12,835,222	120,152,380	16,220,571	144,154,009	17,446,278	117,257,301	14,021,984	143,565,523	18,502,967
Oils: Mineral ... "	104,813,000	14,823,000	107,142,996	16,343,846	112,273,943	18,010,270	141,797,671	23,199,461	140,765,880	21,712,958
Other ... "	15,166,913	7,936,204	15,259,261	8,767,662	15,220,607	10,837,200	15,770,886	10,483,780	16,829,495	15,511,734
Oleomargarine ... "	255,388	204,310	513,322	410,658	482,012	409,710	486,317	423,096	477,096	443,699
Optical instruments ...	...	...	...	...	...	319,763	...	237,738	...	178,607
Paints and colours ...	...	8,629,902	...	8,152,396	...	6,837,439	...	5,709,652	...	6,033,655
Paper ...	...	4,711,182	...	5,292,935	...	3,467,089	...	3,042,882	...	3,078,456
Paraffine ... Kilogs.	1,341,360	804,816	1,680,066	1,008,040	1,365,639	699,816	1,618,651	855,189	1,728,020	782,602
Potatoes ... "	23,996,982	1,079,864	24,698,157	1,358,399	18,331,167	1,044,877	15,473,850	773,693	14,896,466	744,823
Provisions: Preserved ... "	1,195,661	1,910,865	1,043,531	1,891,982	900,275	1,056,642	887,556	728,829	945,910	764,385
Rags ... "	3,562,110	142,481	3,161,906	126,476	3,417,651	1,025,295	4,343,543	1,303,363	2,958,856	887,657
Ribbons ... "	101,439	1,869,072	116,736	2,263,581	137,359	2,982,509	113,953	2,445,500	137,298	2,732,855
Rice and rice-meal ... "	17,733,427	2,287,228	11,451,420	1,602,636	15,416,770	2,428,138	17,027,644	2,617,840	13,366,044	2,104,935

SWEDEN.

TOTAL Quantities and Values of the Principal Articles Imported, &c.—*Concluded.*

ARTICLES.	1905.		1906.		1907.		1908.		1909.	
	Quantity.	Value.	Quantity.	Value.	Quantity.	Value.	Quantity.	Value.	Quantity.	Value.
		Kronor.		Kronor.		Kronor.		Kronor.		Kronor.
Salt: Cooking	.....	2,016,957	.....	1,995,037	.....	2,667,962	.....	2,358,374	.....	2,026,812
Saltpetre ..... Kilogs.	236,922	94,769	212,739	85,096	474,673	204,109	651,940	325,970	266,759	133,380
Seeds ..... "	25,470,388	11,906,058	26,500,437	11,229,991	30,264,149	8,696,627	28,036,285	8,002,256	26,694,526	8,439,403
Shoddy ..... "	2,281,418	1,939,205	2,118,037	2,012,135	1,825,109	1,941,653	1,305,666	1,393,520	1,197,777	1,336,449
Silk: Raw ..... "	35,483	1,742,660	37,691	1,912,069	40,683	1,839,631	34,269	1,288,670	41,014	1,408,898
Manufactures ..... "	146,727	5,521,803	168,598	6,724,820	189,381	7,300,912	153,538	5,583,293	193,873	6,860,064
Socks and stockings ..... "	100,916	842,969	113,348	947,326	138,954	1,778,101	114,512	1,480,044	120,115	1,663,404
Spices ..... "	825,343	1,111,996	769,216	1,049,398	743,904	782,352	798,899	742,470	856,116	841,978
Spirits:										
Arrack ..... Litres.	673,877	808,652	761,704	914,045	783,964	940,757	748,865	898,638	701,266	841,519
Cognac ..... "	1,037,827	1,193,501	1,130,034	1,299,539	1,231,373	1,416,079	1,291,382	1,485,089	1,192,030	1,370,835
Other ..... "	586,683	677,509	579,502	651,008	647,732	665,243	534,286	561,049	518,952	569,293
Sugar: Raw ..... Kilogs.	22,181,080	6,211,071	4,411,608	970,582	398,992	97,885	522,082	130,961	385,258	102,597
Refined ..... "	1,315,325	460,364	421,147	122,133	343,427	97,764	2,446,579	653,443	1,063,854	296,323
Superphosphate ..... "	5,110,912	316,877	2,202,369	143,154	4,551,408	318,599	2,712,660	176,323	2,844,592	184,898
Syrup and molasses ..... "	15,862,275	3,172,455	15,918,586	3,183,717	15,783,946	2,445,800	11,469,262	2,176,114	11,558,987	1,746,891
Tallow ..... "	4,888,878	2,542,217	7,737,131	4,642,282	6,705,619	4,261,435	6,206,353	3,789,099	4,851,237	3,031,003
Tea ..... "	167,629	544,794	224,003	660,809	227,261	477,248	221,571	487,456	235,363	541,335
Tobacco: Unmanufactured "	3,275,778	3,603,356	3,792,871	4,172,158	4,178,554	4,834,887	4,157,622	4,806,914	4,143,612	4,517,837
Manufactured ..... "	261,833	2,369,557	340,520	3,156,826	126,215	3,247,451	339,740	3,413,568	413,526	4,040,669
Wax ..... "	3,947,052	592,058	4,804,813	720,722	2,527,832	303,340	2,738,219	273,822	1,894,731	189,473
Wearing apparel	.....	4,068,473	.....	4,914,163	.....	9,442,093	.....	9,570,180	.....	8,624,102
Wines: In bottles ..... Litres.	552,423	1,440,420	639,326	1,663,090	644,447	1,567,975	530,136	1,440,285	2,389,143	3,606,893
In casks ..... Kilogs.	2,304,709	2,304,709	2,463,383	2,463,383	2,373,538	2,596,368	2,175,723	2,387,734	413,984	436,205
Wood: Unmanufact'd. cub. metres	356,355	4,028,156	279,593	3,533,800	349,972	7,591,949	442,933	8,223,372	396,664	8,376,653
Manufactured	.....	1,948,315	.....	2,273,549	.....	2,736,993	.....	2,154,446	.....	2,104,698
Wool—										
Raw ..... Kilogs.	4,694,381	15,768,774	5,031,529	17,913,598	5,442,071	17,870,020	5,587,679	13,865,491	5,162,711	13,775,622
Yarn ..... "	1,754,186	9,077,125	1,632,950	9,070,258	1,770,020	6,823,709	2,548,341	5,259,176	1,736,113	6,270,959
Manufactures ..... "	1,523,612	11,461,696	1,650,784	12,449,538	1,874,594	13,458,160	1,484,209	10,924,687	1,465,623	10,886,753
Total value of principal and other articles imported	.....	582,084,457	.....	644,227,836	.....	682,104,613	.....	608,932,257	.....	616,805,533

SWEDEN.

TOTAL Quantities and Values of the Principal Articles of Domestic Produce Exported during the Years ended December 31, 1905 to 1909, inclusive.

NOTE: Krona=26·8 cents. Kilog=2·204 lbs. Cub. Metre=35·34 cub. ft.

ARTICLES.	1905.		1906.		1907.		1908.		1909.	
	Quantity.	Value.	Quantity.	Value.	Quantity.	Value.	Quantity.	Value.	Quantity.	Value.
		Kronor.		Kronor.		Kronor.		Kronor.		Kronor.
Animals:										
Cattle ... No.	21,460	3,271,075	19,977	2,841,875	11,175	2,420,280	9,767	2,052,840	12,558	2,733,075
Horses ... "	2,772	1,369,800	6,523	2,952,650	5,794	2,641,000	3,991	1,916,000	2,514	1,342,050
Other	...	63,623	...	51,568	...	62,413	...	292,290	...	172,719
Books	...	748,865	...	873,709	...	1,390,905	...	1,399,173	...	1,459,468
Butter ... Kilogs.	18,432,320	35,571,378	16,199,066	31,912,160	17,339,618	33,638,859	18,157,629	37,223,139	19,215,481	38,046,658
Butter substitutes (margarine) ... "	455,568	432,790	658,642	658,642	1,194,841	1,266,531	461,763	489,469	98,147	93,240
Cement ... "	38,503,586	1,001,093	45,959,754	1,194,954	18,052,781	540,935	34,164,608	1,024,577	33,196,763	763,526
Cotton: Yarn ... "	465,704	709,172	327,024	599,520	294,899	590,767	334,742	598,509	343,247	618,231
Manufactures ... "	154,682	589,777	146,419	535,835	118,241	526,116	99,927	463,811	90,798	404,405
Earthenware	...	2,540,078	...	2,818,852	...	3,912,995	...	2,368,681	...	2,492,111
Eggs ... No.	32,027,476	1,633,401	35,721,938	1,821,819	36,112,479	2,022,299	38,837,492	2,174,900	37,358,123	2,092,055
Fish: Fresh and salted ... Kilogs.	39,034,242	5,586,000	41,915,592	6,457,199	51,328,290	7,555,877	65,936,746	8,830,582	70,714,514	9,507,844
Lobsters ... No.	274,156	205,617	326,527	326,527	345,744	293,882	291,721	221,041	343,069	274,455
Fruits ... Kilogs.	4,907,962	1,489,943	6,138,737	1,864,213	4,358,649	1,775,246	10,410,624	2,443,316	9,887,546	2,218,370
Fur skins ... "	35,557	513,988	40,876	497,985	61,968	1,157,945	61,406	930,941	81,516	814,329
Glass and glassware ... "	12,789,060	3,139,000	11,937,292	2,978,345	15,121,161	3,287,311	12,483,625	2,426,746	7,725,791	1,832,449
Grain and grain products:										
Bran ... "	643,819	64,382	533,310	52,531	5,237,029	522,592	4,482,871	445,641	3,229,814	329,054
Oats ... "	2,788,948	292,840	6,463,694	711,006	13,222,962	1,586,755	8,959,180	1,030,306	8,537,671	1,067,209
Rye meal ... "	2,368,650	260,552	2,848,322	320,436	4,744,911	569,389	2,350,882	270,351	1,705,584	272,893
Gutta-percha ... "	786,507	5,114,094	559,451	3,637,990	1,243,540	2,263,511	1,468,666	2,063,882	1,230,523	2,328,397
Hides and skins, except fur "	7,188,066	7,349,734	7,433,881	8,130,933	6,049,479	5,539,770	6,886,635	5,916,382	9,089,355	8,176,842
Machinery	...	15,463,146	...	20,563,223	...	25,487,285	...	25,770,621	...	27,556,656
Manures ... Kilogs.	1,826,047	200,865	230,611	21,575	820,859	48,387	897,155	94,024	1,756,452	108,744
Meats: Bacon and hams ... "	2,060,717	2,163,753	523,791	639,025	1,737,090	1,712,003	2,783,772	2,583,865	2,161,823	2,466,982
Other ... "	1,631,067	825,178	1,394,028	701,956	827,040	514,464	718,133	443,245	1,014,431	625,606
Metals:										
Unwrought and partly wrought:										
Copper ...	...	4,133,984	...	4,853,799	...	3,080,992	...	3,628,104	...	2,466,459

SWEDEN.

TOTAL Quantities and Values of the Principal Articles of Merchandise Exported, &c.—*Concluded.*

ARTICLES.	1905.		1906.		1907.		1908.		1909.	
	Quantity.	Value.	Quantity.	Value.	Quantity.	Value.	Quantity.	Value.	Quantity.	Value.
		Kronor.		Kronor.		Kronor.		Kronor.		Kronor.
Metals—*Con.*										
Iron and steel:										
Bar, bolt, hoop, &c. . Kilogs.	202,536,190	30,242,539	207,072,672	32,442,367	200,303,503	34,352,306	167,665,152	27,626,679	153,308,065	25,830,980
Blooms..... "	43,828,597	5,103,379	43,082,198	5,373,986	43,333,121	6,028,510	26,563,560	3,588,580	30,891,123	4,250,880
Pig..... "	110,213,700	8,817,096	112,718,651	9,581,085	129,831,386	13,072,127	107,119,305	9,119,501	105,686,897	8,209,080
Other iron and steel... "	13,339,314	1,031,274	16,426,296	1,243,190	11,893,012	1,228,638	7,580,103	999,281	8,378,336	855,486
Other metals, unwrought, &c..	.....	333,826	.....	520,593	.....	536,022	.....	507,977	.....	600,642
Wrought and wares:										
Iron and steel.....	.....	16,062,252	.....	19,546,025	.....	13,947,998	.....	13,348,268	.....	11,699,144
Other metals, wrought, &c...	.....	2,159,961	.....	2,979,146	.....	3,457,561	.....	2,744,694	.....	3,530,582
Oils.....Kilogs.	523,674	93,979	1,847,263	285,115	677,938	486,562	3,631,081	910,381	882,351	552,397
Ores:										
Iron.....1,000 kilogs.	3,316,626	27,295,835	3,661,218	31,742,762	3,521,717	30,638,938	3,654,268	32,084,473	3,196,453	28,595,469
Zinc ..... " "	51,765	3,494,123	45,380	3,108,520	41,236	2,680,340	38,543	1,811,521	38,865	1,826,655
Other..... " "	4,289	153,811	3,516	128,384	4,075	192,441	2,916	131,242	2,346	169,907
Paints and colours.....	.....	186,870	.....	251,675	.....	301,527	.....	316,498	.....	310,577
Paper.....	.....	23,964,883	.....	27,235,244	.....	31,027,111	.....	28,774,051	.....	27,411,614
Spirits and wines.....	.....	600,982	.....	765,327	.....	1,002,566	.....	729,705	.....	625,193
Stearine.....Kilogs.	222,315	222,315	266,886	266,886	302,151	453,227	204,481	306,722	167,066	250,599
Superphosphates ..... "	50,400	3,125	4,553,270	295,963	21,606,400	1,512,448	10,672,245	693,696	17,244,728	1,120,907
Wearing apparel.....	.....	172,721	.....	104,764	.....	349,225	.....	498,682	.....	365,514
Wood:—										
Unmanufactured:										
Beams and rafters, Cub. metres	415,489	6,371,335	454,859	8,810,433	426,332	8,384,114	331,310	6,293,701	401,874	7,600,211
Deals and planks, unplaned ..... " "	3,949,780	100,977,513	4,203,768	123,135,616	3,576,638	112,846,641	3,282,935	89,899,325	2,947,766	88,884,022
Masts and spars . " "	193,777	2,901,429	246,636	4,440,476	231,954	4,467,993	227,383	3,972,624	226,729	4,383,287
Pit props..... " "	721,236	4,760,158	803,766	7,233,891	712,275	6,944,681	643,889	6,793,029	441,349	4,413,490
Other wood, unmanufactured.	.....	5,859,933	.....	6,799,596	.....	10,082,923	.....	10,925,136	.....	11,222,805
Manufactured:—										
Boards, planed...Cub. metres	585,550	17,207,394	544,770	17,296,012	529,385	17,601,595	530,176	15,674,220	455,434	15,404,953
Joiners' wares.....	.....	10,574,526	.....	11,210,725	.....	8,571,343	.....	7,252,564	.....	8,023,259
Matches.....Kilogs.	18,685,337	8,595,255	20,033,417	10,016,709	21,772,803	11,280,775	24,774,828	11,170,174	26,857,975	11,381,921

Staves.. .....Cub. metres	85,478	1,418,287	84,840	1,730,845	95,025	2,572,871	83,746	2,017,721	69,295	1,455,440
Wood pulp:—										
Chemically prepar'd. Kilogs.	262,594,745	36,410,166	277,464,533	38,515,717	357,234,234	48,473,726	400,010,944	51,388,104	403,084,051	49,097,755
Mechanically " "	121,241,366	6,192,838	137,346,368	6,690,431	173,612,720	10,255,563	163,736,593	9,379,503	160,490,402	8,260,403
Other wood, manufactured...	.....	544,684	.....	554,525	.....	3,001,463	.....	2,707,758	.....	2,656,645
Wool:—										
Raw..... .....Kilogs.	151,894	508,845	100,044	355,336	97,967	309,887	32,315	83,898	94,809	216,426
Yarn .... "	151,788	853,276	196,914	1,165,584	186,574	825,270	162,149	642,093	141,173	601,360
Manufactures..... "	83,355	500,130	92,944	557,664	78,431	479,202	94,765	581,545	83,770	527,048
Total value of principal and other articles exported.....	.....	450,211,733	.....	504,284,813	.....	524,662,547	.....	482,017,467	.....	472,980,132

SWITZERLAND.

VALUE of the Total Imports for Consumption and Exports of Domestic Produce (Merchandise only) from and to each Principal Country during the Years ended December 31, 1906 to 1910, inclusive.

NOTE:—Franc=19·3 cents.

Imports.					Countries.	Exports.				
1906.	1907.	1908.	1909.	1910.		1906.	1907.	1908.	1909.	1910.
Francs.	Francs.	Francs.	Francs.	Francs.		Francs.	Francs.	Francs.	Francs.	Francs.
83,711,787	117,920,418	87,012,047	90,667,893	112,677,357	United Kingdom	176,238,207	188,524,198	178,537,621	181,708,631	200,354,571
129,455	325,101	452,331	572,319	803,920	Africa—South	851,699	908,935	618,144	870,682	1,230,137
777,164	1,483,263	1,337,871	1,755,043	2,222,740	Other	1,545,465	2,019,229	1,678,021	1,867,946	2,353,462
1,447,996	2,240,799	1,955,353	1,451,963	1,674,450	Algeria and Tunis	2,471,522	2,759,661	4,074,603	4,070,350	3,237,215
15,063,480	17,002,911	22,475,003	25,411,862	16,373,270	Argentine Republic	21,165,918	18,725,423	20,262,447	21,895,802	26,761,080
10,649,754	10,849,100	10,457,046	12,222,237	13,091,968	Australia, Commonwealth of	5,251,653	6,166,883	5,963,440	6,839,997	9,357,573
91,730,190	102,994,803	98,835,343	102,073,579	110,745,849	Austria-Hungary	63,709,061	65,825,605	64,953,663	70,068,629	80,071,744
28,629,136	33,941,484	31,354,479	34,767,483	36,951,399	Belgium	19,949,097	20,312,254	18,521,654	19,795,848	22,910,655
13,582,603	14,989,122	13,388,717	13,995,627	16,208,592	Brazil	7,904,672	11,128,870	8,235,254	9,330,190	14,130,767
8,502,994	8,301,648	6,956,299	8,310,211	9,438,510	British India	15,458,693	15,754,043	15,874,293	14,524,243	18,266,960
3,889,199	5,123,893	3,124,604	3,317,074	3,286,227	Bulgaria	2,011,193	2,436,113	130,975	1,757,681	1,601,283
2,990,518	3,440,882	1,323,205	4,976,295	8,358,675	Canada	11,919,151	16,907,815	13,451,648	18,536,659	21,853,267
4,896,608	7,064,770	5,007,834	4,521,669	6,082,789	Central American States	4,987,807	6,066,496	4,769,588	3,994,767	3,670,526
571,057	819,687	912,028	847,866	746,382	Chile	3,736,923	4,778,021	3,453,058	4,130,706	3,921,707
12,788,063	15,340,634	10,795,187	10,449,970	11,311,721	China	6,536,296	4,710,088	2,509,639	2,393,762	2,883,972
4,338,812	6,469,494	5,908,234	7,424,696	8,980,005	Colombia, United States of	918,694	1,072,066	1,158,083	907,285	1,174,291
351,319	293,924	2,207,013	2,886,860	2,773,569	Denmark	4,247,770	4,851,622	4,526,839	4,315,619	4,881,463
21,300,374	27,025,174	18,552,085	23,861,994	24,897,641	Egypt	7,756,122	7,975,436	6,351,451	5,788,001	5,806,177
281,321,019	297,767,619	283,576,909	306,130,732	346,591,122	France	109,361,291	121,277,853	117,211,131	120,583,120	130,045,492
479,498,253	551,326,139	512,701,560	533,809,968	565,720,253	Germany	276,564,321	281,868,226	239,880,589	251,019,208	270,165,404
736,170	920,569	819,892	1,212,476	2,201,263	Greece	1,456,293	1,793,345	1,785,525	1,352,564	1,662,189
137,320	63,558	117,367	215,908	333,772	Indo-China and Siam	1,785,835	1,937,399	1,891,706	1,573,318	1,527,278
200,684,239	230,288,019	171,852,466	185,168,758	203,083,254	Italy	70,054,355	83,151,782	92,184,515	82,528,232	85,593,183
12,741,388	10,693,032	8,139,121	11,767,781	12,597,877	Japan	16,299,283	11,445,534	9,969,078	8,277,746	7,503,906
876,340	1,061,292	742,323	861,154	937,177	Mexico	4,100,096	5,269,911	4,208,732	4,306,218	5,251,867
7,519,489	13,718,542	16,994,230	16,817,747	18,723,520	Netherlands (Holland)	8,307,596	7,423,612	8,069,148	8,361,404	9,577,273
6,578,776	8,170,355	6,708,390	5,553,374	5,675,180	Netherlands (India)	3,631,955	2,989,572	3,368,135	3,517,425	4,362,747
*	*	*	68,904	194,835	New Zealand	*	*	*	1,364,938	2,341,199

490,914	627,272	654,370	738,880	731,803	Norway	1,909,303	2,479,237	2,719,503	2,585,971	4,176,300
67,166	76,026	126,703	91,536	70,066	Persia and Afghanistan	251,595	343,757	223,690	414,929	643,372
85,161	78,405	207,708	662,033	2,011,956	Philippines	2,430,902	2,960,853	2,460,942	1,908,099	1,969,968
253,515	341,302	422,783	373,789	720,947	Portugal	3,235,119	3,525,695	3,573,120	2,899,133	3,630,481
26,711,849	36,347,234	28,590,751	19,915,654	14,371,186	Roumania	6,065,083	6,516,137	6,786,288	6,265,189	6,753,151
72,469,819	70,674,353	49,576,198	82,412,412	85,617,796	Russia	31,576,461	33,403,985	32,813,828	34,267,514	41,811,950
†	†	1,282,460	1,225,159	1,223,957	Servia	†	†	1,037,773	1,408,568	1,604,786
2,074,769	3,525,712	2,477,944	2,071,679	3,304,793	South America, other	2,346,214	3,217,224	3,252,985	3,111,147	3,474,192
6,362,184	9,235,694	12,529,058	12,240,313	18,583,341	Spain	15,980,407	18,240,050	18,467,416	18,188,278	20,916,154
1,540,880	1,867,308	2,061,789	1,820,392	2,299,480	Sweden	5,822,281	7,274,687	6,054,114	7,160,563	6,647,271
3,266,282	3,486,597	3,174,159	3,944,173	3,412,609	Turkey—Asiatic	4,372,370	3,138,138	2,616,929	2,631,226	3,196,798
1,810,595	1,386,111	1,678,327	1,965,482	1,135,300	European	5,916,467	6,011,467	5,118,078	5,191,931	6,654,588
58,482,861	70,144,151	60,659,679	63,553,594	68,824,460	United States	136,204,194	159,561,159	111,796,045	146,274,012	143,931,592
.....	.....	.....	.....	.....	Other Countries	.....	.....	.....	.....	.....
1,469,059,498	1,687,426,688	1,487,149,157	1,602,139,539	1,745,021,011	Totals	1,064,331,367	1,144,782,381	1,031,759,691	1,090,987,531	1,187,907,991
.....	.....	.....	.....	.....	Ships' use (exports only)	6,794,167	8,155,878	6,677,631	6,678,253	7,964,140
1,469,059,498	1,687,426,688	1,487,149,157	1,602,139,539	1,745,021,011	Totals (merchandise)	1,071,125,534	1,152,938,259	1,038,437,322	1,097,665,784	1,195,872,131
85,134,934	48,745,803	46,827,446	39,967,689	42,890,821	Gold and silver coin	28,490,899	36,041,858	21,365,553	39,893,550	28,258,200
1,554,194,432	1,736,172,491	1,533,976,603	1,642,107,228	1,787,911,832	Grand totals	1,099,616,433	1,188,980,117	1,059,802,875	1,137,559,334	1,224,130,331

* Included in Australia. † Included in Bulgaria.

SWITZERLAND.

TOTAL Quantities and Values of the Principal Articles Imported for Consumption during the Years ended December 31, 1906 to 1910, inclusive.

NOTE :—Franc=19·3 cents. Kilog=2·204 lbs. Hectolitre=21·99 galls.

ARTICLES.	1906.		1907.		1908.		1909.		1910.	
	Quantity.	Value.	Quantity.	Value.	Quantity.	Value.	Quantity.	Value.	Quantity.	Value.
		Francs.		Francs.		Francs.		Francs.		Francs.
Animals—†										
Horses, mules and asses. No.	15,864	10,705,000	15,422	10,292,879	15,498	10,184,028	16,364	10,532,063	18,014	12,741,251
Other. . . . . "	257,305	47,094,000	258,711	45,320,477	245,170	43,288,359	287,020	52,709,299	380,915	69,018,107
Beer in casks. . . . . Hectols.	119,142	3,013,368	124,183	3,139,889	127,323	3,216,863	129,801	3,279,007	140,198	3,543,103
Books, printed.	.....	14,053,062	.....	12,623,885	.....	13,661,375	.....	14,876,250	.....	15,237,665
Bran. . . . . 100 kilogs.	117,111	1,395,359	99,686	1,240,594	193,342	2,610,092	119,109	1,548,120	159,229	1,895,160
Butter, fresh and salted " "	35,483	9,424,460	35,898	9,976,806	37,248	10,200,655	42,108	11,843,305	50,180	14,386,030
" substitutes. . . . . " "	32,131	3,704,719	40,230	4,929,563	33,701	4,166,135	23,286	3,262,808	21,027	3,023,872
Cheese. . . . . " "	25,138	3,522,275	31,972	4,673,260	29,777	4,802,035	27,402	4,795,565	28,616	5,158,235
Chemical products.	.....	32,354,000	.....	33,564,331	.....	32,546,355	.....	34,752,216	.....	38,074,756
Clocks and watches	.....	4,469,220	.....	5,190,296	.....	3,834,816	.....	3,883,217	.....	4,763,660
Coal and coke. . . . . 100 kilogs.	20,624,114	61,608,000	24,166,401	77,563,410	23,272,113	76,443,554	21,878,162	70,873,146	20,157,570	64,345,213
" briquettes. . . . . " "	4,457,501	12,971,000	5,022,013	15,511,495	5,893,195	18,222,153	7,520,324	21,845,512	8,142,412	23,168,246
Cocoa, cocoa butter, " " chocolate and preparations of. . . . . " "	80,196	16,012,314	87,327	22,790,753	72,650	13,078,324	85,106	12,828,698	107,958	16,598,551
Coffee, raw . . . . . " "	111,646	13,560,000	113,082	12,852,638	109,102	12,332,373	118,198	13,117,010	113,328	14,637,504
Cotton, raw. . . . . " "	237,614	41,310,000	256,777	50,517,685	232,664	37,151,550	237,613	48,008,262	209,391	50,731,880
" yarn. . . . . " "	18,050	11,885.000	36,573	20,322,345	29,646	15,072,190	36,498	20,024,915	35,133	20,777,460
" manufactures. . . " "	62,632	49,765,000	79,591	61,816,283	58,891	41,238,695	74,863	51,292,719	73,836	52,264,341
Dye stuffs, colours and varnishes. . . . . " "	146,521	8,593,000	139,538	8,702,756	135,378	8,017,331	134,564	8,080,800	152,634	9,058,742
Earthenware and stoneware.	.....	7,775,168	.....	8,727,839	.....	7,953,066	.....	7,473,484	.....	8,497,311
Eggs	.....	14,882,000	.....	15,558,180	.....	16,392,383	.....	16,975,285	.....	16,347,760
Firewood. . . . . 100 kilogs.	1,577,908	3,964,064	1,662,618	4,317,480	1,664,283	4,276,473	1,421,390	3,606,728	1,327,477	3,472,375
Fish. . . . . " "	35,522	5,439,030	42,002	6,673,370	18,737	7,265,280	47,475	7,217,835	48,901	7,558,930
Flax, hemp, jute, &c., " " and manufactures of.	.....	17,978,000	.....	21,205,693	.....	17,035,521	.....	18,261,877	.....	22,209,642
Flour of all kinds. . . . . 100 kilogs.	358,997	7,705,000	390,308	10,233,274	586,096	16,871,455	472,350	14,078,451	511,050	15,130,482

Fruits and vegetables, fresh and preserved		21,844,000		26,624,910		24,277,333		28,573,650		37,904,215
Furniture		3,150,626		3,347,949		3,315,339		3,143,990		3,684,655
Glassware		7,808,940		8,321,112		7,926,506		7,933,157		9,008,687
Grain—										
Barley ... 100 kilogs.	206,062	3,438,000	176,994	3,392,947	162,758	3,251,818	204,113	3,274,207	226,461	3,818,774
Maize ... " "	733,406	10,767,000	728,446	12,864,718	629,991	11,425,215	798,422	14,055,664	915,824	14,332,293
Oats ... " "	1,288,617	22,277,000	1,426,563	26,692,476	1,372,401	23,403,883	1,581,600	27,834,309	1,771,209	28,007,904
Wheat ... " "	4,407,833	87,685,000	4,684,166	107,375,104	3,303,971	78,514,054	4,000,529	103,620,222	3,990,151	96,772,746
Gutta-percha, caoutchouc and manufactures of		5,422,046		7,036,479		7,583,314		9,573,151		10,700,371
Hay ... 100 kilogs.	320,342	2,242,394	653,782	5,516,347	764,038	5,817,530	489,832	3,997,188	326,070	2,526,396
Hides and skins, raw ... " "	23,513	5,655,645	17,457	3,847,251	21,772	4,558,587	26,222	5,979,850	33,938	7,758,030
Instruments and apparatus		11,753,306		14,314,595		14,320,048		14,134,992		15,763,613
Jewellery		5,436,466		5,926,039		7,255,297		6,766,073		7,841,223
Leather ... 100 kilogs.	47,568	23,161,000	44,519	22,214,535	40,029	21,655,909	48,711	27,388,970	52,511	19,391,940
" manufactures ... " "	12,104	10,715,000	13,735	12,851,934	13,572	12,464,386	15,419	14,756,000	17,070	26,435,866
Machinery and locomotives		36,009,000		46,201,556		39,984,204		41,117,708		42,601,069
Malt ... 100 kilogs.	437,070	13,952,000	463,681	15,094,387	434,298	14,879,388	430,555	14,696,822	474,934	14,892,091
Manures ... " "	986,144	7,473,127	1,158,707	8,802,365	1,210,037	9,630,607	1,157,408	9,170,769	1,083,519	8,356,313
Meats, fresh, salted or smoked ... " "	66,556	10,937,725	84,006	14,085,735	104,012	17,379,705	91,457	14,376,655	82,179	14,145,876
Minerals, metals and manufactures of—										
Copper		30,594,459		30,471,726		26,190,246		24,390,675		25,990,732
Gold unwrought ... Kilogs.	10,135	34,955,615	14,018	48,507,744	14,744	50,763,592	41,213	38,639,998	18,268	63,024,600
Iron and steel										
Pig ... 100 kilogs.	1,141,086	12,259,325	1,125,552	12,075,355	984,548	9,245,910	1,140,082	10,035,872	1,205,790	11,066,215
Wrought and mfrs. " "	3,753,739	95,320,999	2,897,524	93,661,442	2,419,733	72,037,274	2,336,039	69,213,836	2,475,325	73,089,195
Lead		3,707,484		4,003,656		3,374,486		3,200,268		3,482,266
Silver, unwrought		12,354,864		12,430,992		7,326,630		7,294,435		7,452,741
Tin		8,346,790		7,670,920		5,286,502		5,220,217		6,144,343
Zinc		2,699,551		2,421,960		2,309,922		2,380,527		2,777,434
Oilcake ... 100 kilogs.	207,847	4,049,700	239,174	4,659,549	250,206	4,645,097	277,313	5,028,558	304,194	5,417,995
Oils—										
Edible		5,981,580		7,579,219		8,167,783		7,647,791		10,269,235
Mineral petroleum ... 100 kilogs.	654,499	8,508,487	697,018	10,455,270	718,021	9,334,273	665,358	7,318,938	669,255	7,027,177
Vegetable		4,844,795		5,815,680		4,824,700		5,643,078		6,194,775
Paper and cardboard		10,703,811		12,506,385		12,621,507		12,815,030		14,688,505
Poultry, alive and dead		9,617,810		9,848,620		10,072,035		10,029,290		14,124,010
Silk—										
Waste ... 100 kilogs.	16,594	7,331,000	14,835	6,598,850	15,062	5,704,800	17,731	7,430,390	17,712	7,319,535
Thrown and spun ... " "	40,969	171,332,000	42,231	200,683,890	39,038	138,850,702	43,140	157,965,414	44,593	155,980,844
Manufactures ... "	3,031	13,403,000	3,094	14,079,525	3,045	13,944,348	3,410	14,701,058	3,552	15,549,779
Small wares		7,911,982		9,303,389		8,301,272		8,413,689		8,865,470
Straw, chaff, &c. ... 100 kilogs.	614,140	3,043,368	962,668	5,921,456	1,013,779	5,158,724	818,547	4,233,691	791,662	4,541,859
Sugar, raw ... " "	524,596	15,793,000	572,381	18,076,809	543,775	18,108,313	553,770	18,837,286	644,744	23,532,541
" refined ... " "	326,586	10,569,000	359,987	12,205,981	369,856	13,053,493	357,993	12,997,377	368,333	14,358,855
Tobacco		11,145,999		13,575,092		13,548,038		13,193,688		13,405,500

SWITZERLAND.

TOTAL Quantities and Values of the Principal Articles Imported for Consumption, &c.—*Concluded*

ARTICLES.	1906.		1907.		1908.		1909.		1910.	
	Quantity.	Value.	Quantity.	Value.	Quantity.	Value.	Quantity.	Value.	Quantity.	Value
		Francs.		Francs.		Francs.		Francs.		Francs.
Vehicles	.....	10,728,776	.....	9,294,241	.....	7,345,736	.....	8,144,372	.....	8,987,157
Wearing apparel. . . . 100 kilog.	25,941	45,121,952	28,318	49,668,110	27,250	45,890,569	29,983	51,116,262	32,827	55,342,862
Wine in the cask..... Hectols.	640,551	16,880,000	1,269,204	30,844,920	1,138,362	32,322,831	1,560,933	36,801,417	1,692,523	58,150,534
Wood for building.....100 kilogs.	2,172,997	22,277,000	2,664,504	27,272,552	2,645,319	26,124,568	2,512,258	24,797,733	2,973,115	29,703,385
Wood pulp ..... " "	52,301	1,303,234	64,456	1,591,022	71,673	1,771,386	68,824	1,643,196	70,968	1,686,607
Wool, raw..... " "	72,306	28,938,000	61,617	21,831,505	65,255	21,156,495	68,745	25,361,260	67,681	25,345,930
Woollen yarn..... " "	12,548	9,693,000	13,326	10,044,810	13,759	9,719,963	16,171	12,320,975	16,438	13,133,739
" manufactures " "	33,359	36,865,000	36,813	42,176,171	32,492	35,806,944	36,241	41,108,654	35,585	39,777,701
Total value of principal and other articles imported.	.....	1,163,059,000	.....	1,687,426,688	.....	1,487,149,157	.....	1,602,139,539	.....	1,745,021,011

SWITZERLAND.

TOTAL Quantities and Values of the Principal Articles of Domestic Produce Exported during the Years ended December 31, 1906 to 1910, inclusive.

NOTE: Franc—19·3 cents. Kilog.—2·201 lbs.

ARTICLES.	1906.		1907.		1908.		1909.		1910.	
	Quantity.	Value.	Quantity.	Value.	Quantity.	Value.	Quantity.	Value.	Quantity.	Value.
		Francs.		Francs.		Francs.		Francs.		Francs.
Animals—										
Horses, mules and asses...No.	1,651	1,478,000	1,350	1,110,438	1,525	1,314,405	1,653	1,330,202	1,321	1,116,046
Other..... "	54,348	21,144,000	29,880	12,451,573	37,265	13,228,478	27,520	9,816,336	27,178	10,274,921
Books, printed.....	.....	3,427,009	.....	3,731,769	.....	3,660,068	.....	3,867,255	.....	3,738,701
Bran..... 100 kilogs.	89,832	1,070,559	105,968	1,310,651	82,682	1,052,286	146,364	1,891,133	97,862	1,226,857
Cheese..... " "	280,933	50,119,000	282,195	54,182,551	306,876	54,127,911	313,969	57,846,069	314,758	62,498,078
Chemical products..... " "	414,995	11,037,262	412,970	11,910,565	453,695	12,251,396	489,594	12,483,505	526,135	13,518,419
Cocoa, cocoa butter, chocolate and preparations of..... " "	99,762	36,706,338	101,323	34,117,573	79,659	28,701,866	96,980	32,502,780	121,727	41,645,535
Confectionery and sweetmeats..... " "	7,176	1,924,412	8,353	2,281,557	9,063	2,325,535	9,862	2,586,117	11,010	2,880,260
Cotton yarn..... " "	44,304	16,987,000	36,672	16,803,645	26,212	12,845,877	28,966	12,299,690	33,983	15,696,802
Cotton mfrs.:—										
Piece goods..... " "	51,695	41,579,000	45,648	39,230,139	43,221	35,935,886	43,034	34,396,522	44,456	35,745,160
Ribbons, embroidery and lace..... " "	63,064	149,682,000	80,091	184,753,574	71,929	150,572,650	84,790	180,293,489	88,082	195,530,963
Dyes, coal tar..... " "	59,972	21,812,000	60,893	21,935,404	55,738	19,657,183	66,899	24,185,849	69,750	25,414,521
Flax, hemp, jute, &c., and mfrs. of..... " "	2,868	2,693,763	2,877	2,825,195	3,174	2,778,711	3,957	3,040,726	4,423	3,381,637
Flour of all kinds..... " "	47,745	3,506,000	49,615	3,804,313	48,174	3,686,153	41,744	3,329,157	43,246	3,614,437
Fruit and vegetables, fresh and preserved.....	.....	9,743,907	.....	5,402,363	.....	6,555,376	.....	5,447,827	.....	5,863,775
Gutta-percha.....	.....	1,513,678	.....	1,764,471	.....	1,704,652	.....	1,849,351	.....	1,998,948
Hides and skins, raw...100 kilogs.	86,902	16,945,000	98,041	17,635,310	105,918	16,835,645	103,479	19,650,418	102,012	20,966,017
Instruments and apparatus.....	.....	8,017,314	.....	9,881,828	.....	10,532,383	.....	10,598,830	.....	11,405,371
Jewellery..... Kilogs.	3,168	9,841,000	3,236	10,371,067	3,265	10,644,785	3,242	10,616,485	3,848	12,340,075
Leather..... 100 kilogs.	3,292	2,223,000	2,508	2,095,523	2,591	2,391,735	2,942	2,856,880	2,264	2,693,843
" manufactures..... " "	6,222	8,424,000	5,780	8,332,628	5,884	8,537,130	6,520	9,655,505	6,714	10,124,643
Liquors.....	.....	3,148,528	.....	3,222,189	.....	2,894,483	.....	3,087,336	.....	3,140,327
Machinery and locomotives.....	.....	62,801,000	.....	73,582,266	.....	77,754,215	.....	66,667,023	.....	73,071,177
Meat, fresh and salted..100 kilogs.	7,361	1,978,000	8,334	2,198,787	7,030	1,697,411	6,857	1,641,992	5,776	1,414,469

SWITZERLAND.

TOTAL Quantities and Values of the Principal Articles of Domestic Produce Exported, &c.—*Concluded.*

ARTICLES.	1906.		1907.		1908.		1909.		1910.	
	Quantity.	Value.	Quantity.	Value.	Quantity.	Value.	Quantity.	Value.	Quantity.	Value.
		Francs.		Francs.		Francs.		Francs.		Francs.
Metals—										
Aluminium ..... 100 kilogs.	8,256	3,385,151	6,272	2,541,376	8,569	1,925,874	18,335	3,031,420	38,876	6,480,589
Copper ..... "	27,846	4,599,021	30,116	5,446,712	31,280	4,953,015	32,233	5,165,024	35,427	5,678,884
Gold, unwrought ..... Kilogs.	2,458	8,475,094	2,895	9,982,933	2,935	10,093,103	1,758	6,044,476	1,029	3,502,803
Iron	.....	13,464,248	.....	16,718,327	.....	14,783,059	.....	16,111,847	.....	20,634,874
Lead ..... 100 kilogs.	7,075	503,016	10,244	622,776	7,970	591,634	6,655	512,094	8,842	575,260
Nickle ..... "	1,264	279,577	1,016	239,838	982	220,157	1,155	234,362	1,316	264,005
Silver, unwrought ..... Kilogs.	22,383	2,426,039	26,619	2,933,675	23,933	2,232,282	21,679	1,934,448	12,108	1,097,124
Tin ..... 100 kilogs.	1,147	458,856	1,652	650,410	1,653	597,195	1,614	598,448	2,118	759,843
Zinc ..... "	9,823	501,468	8,675	428,417	13,876	499,113	13,522	531,056	17,315	697,325
Milk, fresh ..... "	81,183	1,324,695	103,753	1,748,870	117,129	2,067,117	128,769	2,275,180	140,903	2,666,691
" condensed ..... "	281,481	27,833,000	317,204	31,444,975	273,715	27,103,277	298,183	29,386,060	315,644	31,132,933
Paper and mfrs. of ..... "	16,350	2,532,731	18,187	2,823,192	13,833	2,602,073	13,182	2,678,953	14,209	2,911,720
Raw materials for the manufacture of paper "	125,374	3,696,081	128,665	3,832,841	129,973	3,742,226	117,106	3,515,505	140,483	4,023,253
Silk, waste ..... "	7,148	2,070,000	7,549	2,811,533	7,394	2,334,406	9,081	3,065,890	10,762	2,640,230
" thrown and spun ..... "	32,485	105,369,000	31,874	121,469,603	28,874	98,294,647	33,936	109,767,733	35,217	110,105,247
" manufactures ..... "	26,928	154,978,000	26,927	170,573,287	25,136	150,810,028	27,260	153,686,688	28,037	157,551,973
Straw plait ..... "	9,368	10,278,000	7,240	8,454,692	6,962	9,037,672	8,827	13,891,936	11,186	18,772,541
Tobacco—										
Cigars and cigarettes ..... "	3,683	2,512,000	4,406	2,913,716	4,327	3,093,776	3,440	2,678,201	3,532	2,542,154
Other ..... "	6,578	970,804	6,259	968,069	6,312	1,009,052	6,324	990,022	6,203	984,757
Vehicles	.....	4,964,004	.....	5,946,181	.....	4,445,969	.....	6,844,345	.....	9,380,622
Watches, clocks and parts of	.....	150,401,527	.....	149,267,698	.....	129,296,578	.....	125,975,155	.....	147,017,366
Wearing apparel ..... 100 kilogs.	6,681	13,688,128	6,982	14,771,980	6,580	14,351,708	7,417	16,897,353	8,220	18,961,928
Wood for building ..... "	342,973	2,706,000	336,598	2,768,799	355,124	2,955,796	385,848	3,105,159	369,019	3,067,721
Woodenware ..... "	27,726	2,847,000	37,950	3,195,068	35,645	3,792,003	33,263	3,509,272	36,900	3,793,879
Wool, raw ..... "	18,979	6,624,000	15,917	5,216,205	13,405	4,862,408	13,699	4,727,357	15,366	5,317,873
Woollen yarn ..... "	11,020	10,432,000	9,870	9,999,831	10,686	11,059,147	11,667	12,027,050	12,224	12,699,338
" mfrs ..... "	8,011	8,880,000	6,606	8,329,332	6,802	8,598,459	5,976	8,348,571	6,004	8,132,189
Total value of principal and other articles exported	.....	1,071,126,000	.....	1,152,938,259	.....	1,038,437,322	.....	1,097,665,784	.....	1,195,872,131

TRINIDAD.

VALUE of the Total Imports and Exports from and to each Principal Country during the Years ended March 31, 1907 to 1909 and the Years ended December 31, 1909 and 1910, inclusive. *(Including Coin and Bullion.)*

Imports.					Countries.	Exports.				
1906-7.	1907-8.	1908-9.	1909.	1910.		1906-7.	1907-8.	1908-9.	1909.	1910.
$	$	$	$	$	*British Empire.*	$	$	$	$	$
4,487,962	5,113,738	4,594,367	4,710,277	4,768,131	..United Kingdom	3,416,005	3,997,095	2,161,890	3,148,319	3,631,030
230,855	132,743	189,017	306,308	203,071	..British Guiana	135,415	24,362	41,420	162,323	15,724
632,492	532,184	552,872	496,229	548,463	.. " India	..	.....	49	.....	58
638,029	657,711	535,903	516,086	655,097	.. " North America	1,048,299	1,348,505	1,364,827	1,520,746	1,726,601
247,119	197,333	141,206	214,556	113,923	.. " West Indies	171,798	147,377	143,143	133,614	196,599
11,155	10,414	7,806	4,643	6,538	..Other British Possessions	6,810	7,578	2,483	12,420	12,624
6,247,612	6,614,123	6,021,171	6,248,099	6,295,223	..Totals, British Empire	4,778,327	5,524,917	3,713,812	4,977,422	5,582,636
					Foreign Countries.					
7,285	8,317	17,919	18,610	12,376	..Austria-Hungary	15,758	21,573	46,589	38,535	19,753
1,285	1,509	6,248	9,188	8,555	..Belgium	.....	.....	10,799	22,308	3,961
628	11,869	59,276	61,393	34,563	..Denmark	1,810	.....	14,824	22,080	16,357
550	623	78	292	23,671	..Dutch Guiana	4,725	1,236	4,920	13,495	978
344,876	441,762	404,970	394,429	338,121	..France	1,566,166	5,139,477	2,319,545	2,722,386	2,835,855
774	311	190	1,285	1,645	..French West Indies	38,422	34,860	27,049	2,107	2,662
394,000	423,049	297,743	341,500	319,823	..Germany	565,424	819,805	447,427	844,829	1,323,096
242,569	273,794	224,845	216,362	300,823	..Holland	588,560	1,263,255	169,243	498,495	315,399
55,923	49,908	26,207	44,087	33,127	..Italy	7,567	253	3,076	21,316	29,049
25,389	52,905	53,499	40,262	32,373	..Portugal	127	73	34	214	.....
71,403	48,579	185,648	105,237	196,389	..Spain	14,995	25,487	21,349	7,076	9,466
31,701	45,897	50,448	135,030	129,035	..South America, N.E.S.	13,369	220,771	26,266	64,070	57,529
2,351	2,711	5,266	5,013	4,770	..Cuba and Porto Rico	165	.....	117	443	1,110
6,243	7,032	18,162	22,620	31,375	..Switzerland	.....	.....	.....	.....	.....
3,296,111	3,976,344	3,490,130	3,915,579	4,717,674	..United States	4,744,250	5,289,930	4,496,075	4,943,745	5,014,092
4,451,993	5,736,928	2,062,995	4,326,194	3,619,987	..Venezuela	1,535,171	1,820,917	753,505	1,270,546	1,424,098
6,795	9,747	131,020	129,440	169,790	..Other Foreign Countries	103,811	165,226	112,984	212,313	239,554
8,939,876	11,091,285	7,034,644	9,757,521	9,974,097	....Totals, Foreign Countries	9,200,320	14,802,863	8,453,802	10,683,958	11,292,959
6,247,612	6,644,123	6,021,171	6,248,099	6,295,223	....Totals, British Empire	4,778,327	5,524,917	3,713,812	4,977,422	5,582,636
15,187,488	17,735,108	13,055,815	16,005,620	16,269,320	.... Grand totals	13,978,647	20,327,780	12,167,614	15,661,380	16,875,595

TRINIDAD.

TOTAL Quantities and Values of the Principal Articles of Merchandise Imported during the Years ended March 31, 1907 to 1909 and the Years ended December 31, 1909 and 1910, inclusive.

ARTICLES.	1906-7.		1907-8.		1908-9.		1909.		1910.	
	Quantity.	Value.	Quantity.	Value.	Quantity.	Value.	Quantity.	Value.	Quantity.	Value.
		$		$		$		$		$
Animals, living :—										
Horses .... No.	580	41,970	660	54,774	423	41,123	1,077	54,828	356	31,050
Mules .... "	455	13,396	585	43,990	488	29,268	589	74,216	704	58,371
Oxen .... "	6,972	228,407	6,801	206,181	6,495	221,886	8,363	269,852	7,734	234,552
Sheep .... "	....	....	....	....	250	1,051	1,700	6,881	981	4,511
Swine .... "	....	....	....	....	....	....	483	1,582	3,522	11,782
Other	....	39,278	....	42,617	....	32,933	....	34,773	....	13,948
Balata gum .... Lbs.	1,272,176	403,290	221,535	64,429	68,411	23,544	86,681	31,132	50,369	31,702
Books printed, newspapers, &c....	....	43,493	....	37,706	....	37,970	....	29,541	....	36,237
Breadstuffs :—										
Bread .... Bbls.	4,036	25,803	7,953	38,724	9,819	37,770	....	32,319	....	33,551
Dholl .... Lbs.	3,314,825	84,028	2,154,391	55,927	2,375,527	67,408	2,366,952	61,821	3,474,075	67,111
Flour .... Bbls.	227,838	912,713	226,291	991,384	230,994	1,084,478	220,040	1,095,521	....	1,034,090
Maize .... Bush.	37,476	25,559	31,958	24,878	25,956	22,566	25,705	23,638	28,275	22,449
Meal, not wheaten .... Bbls.	9,345	28,319	8,790	30,563	7,909	32,144	8,462	30,387	....	25,827
Oats .... Bush.	217,489	117,983	224,488	156,901	205,057	135,761	241,536	153,218	289,748	135,323
Rice .... Lbs.	22,975,705	600,483	17,693,021	516,187	19,967,647	577,425	20,786,522	547,593	24,282,737	624,870
Grain, other	....	73,754	....	65,038	....	64,541	....	51,042	....	70,897
Candles .... Lbs.	318,759	29,434	419,906	41,513	339,418	29,604	383,143	35,274	468,378	44,262
Carriages and motors .... No.	117	16,878	114	12,546	103	31,302	100	27,019	52	30,212
Cement .... Bbls.	47,561	77,750	49,819	92,705	57,529	101,791	55,310	100,068	56,516	103,699
Cocoa, raw .... Lbs.	5,993,726	919,016	8,756,551	1,557,980	8,075,333	946,985	7,904,365	883,271	6,737,538	718,559
Coal and coke .... Tons	23,235	115,325	40,276	220,879	41,625	205,757	58,645	277,395	80,067	382,914
Coffee .... Lbs.	563,402	51,479	605,152	49,080	498,214	38,378	455,968	34,242	386,800	37,697
Confectionery	....	17,374	....	27,964	....	23,009	....	24,805	....	40,938
Cordage and twine	....	48,900	....	57,786	....	43,240	....	49,309	....	53,212
Earthenware and glassware	....	120,002	....	98,521	....	119,876	....	124,115	....	65,510
Farinaceous foods .... Lbs.	....	....	....	....	....	....	73,548	3,777	199,216	17,511
Fish .... "	6,941,131	374,713	7,448,273	390,370	7,513,804	355,519	8,855,218	337,679	6,985,794	375,157
Fruits, fresh	....	7,095	....	7,382	....	7,358	....	6,589	....	5,981
" dried .... Lbs.	....	....	....	....	....	....	91,971	9,993	138,104	11,378
Furniture	....	68,970	....	69,861	....	61,836	....	41,128	....	34,466

Hardware, &c.:										
Bicyles		5,708		9,928		5,470		9,257		7,271
Cutlery		9,397		13,992		10,190		8,838		10,196
Implements and tools		20,006		21,466		10,901		21,253		66,551
Iron for building		15,242		83,765		56,346		51,602		45,207
Jewellery		50,759		63,573		56,959		70,454		61,588
Machinery		301,368		210,955		208,001		203,183		572,155
Rails and railway materials		37,853		31,886		45,498		53,174		25,413
All other hardware, &c.		445,814		445,956		451,149		519,192		516,816
Hay and bran (cattle food)		17,204		24,196		19,856		30,509		124,577
Hides ... No.	25,672	68,479	18,029	55,558	11,437	16,216	23,506	27,394	19,933	36,387
Leather:—Manufactured										
Boots and shoes		265,910		314,736		244,661		302,327		287,055
Saddlery		19,954		26,207		19,043		13,174		13,476
Other		10,385		13,104		22,002		28,728		18,654
Unmanufactured		39,235		61,432		26,883		22,548		43,177
Lime		3,222		3,270		1,465		2,141		944
Manures ... Tons	3,351	167,349	3,864	136,456	5,649	215,608	3,329	127,239	3,749	134,788
Malt liquors ... Galls.	204,965	184,395	240,294	236,763	245,223	194,151	220,528	185,663	203,611	188,525
Matches		9,504		6,570		14,571		18,542		23,783
Medicines		76,382		103,349		82,528		83,993		71,856
Milk, condensed		144,486		156,852		142,564		142,549		158,609
Musical instruments		4,930		16,143		19,146		13,261		9,991
Oils:—										
Edible ... Galls.	39,228	48,122	53,997	69,136	44,358	55,859	41,947	59,485	49,076	61,160
Non-edible:—										
Kerosene ... "	559,303	101,917	590,708	116,396	636,180	116,596	843,177	159,432	950,340	170,075
Other		22,206		32,646		31,327		42,087		42,597
Oilmeal ... Lbs.	5,286,505	86,826	6,414,143	104,249	4,255,484	69,019	1,825,420	87,863		
Opium and ganja ... "	8,550	26,533	8,016	24,016	7,371	28,202	7,377	23,564	7,286	22,221
Paints and painters' colours and materials		30,679		31,341		20,444		22,620		28,771
Paper, not writing		40,281		47,070		37,959		42,335		29,132
Patent fuel ... Tons	17,493	112,060	17,118	116,663	12,959	90,948	16,886	107,358	9,508	60,698
Provisions:—										
Butter ... Lbs.	679,725	154,589	802,471	175,847	657,334	148,832	797,085	160,795	886,605	177,521
Butter substitutes—										
Fat, edible, preparation of "	101,216	19,151	572,366	53,484	1,731,200	145,260	62,993	10,200		
Lard ... "	2,006,000	156,536	1,861,385	166,538	404,135	31,166	2,049,469	178,899	1,980,881	213,880
Oleomargarine ... "	190,400	18,138	228,018	21,895	196,690	18,338	145,594	13,704	152,019	15,642
Cheese ... "	272,388	40,106	292,683	46,812	280,433	44,058	280,326	44,102	275,592	42,651
Meats ... "	7,506,440	469,492	7,230,037	507,530	6,526,434	434,121	5,842,741	432,555	6,772,354	554,342
Salt		11,865		15,714		12,186		15,607		18,834
Soap ... Lbs.	3,659,154	145,839	3,465,490	146,190	3,608,678	146,283	3,736,617	146,204	3,710,571	155,427
Spices and seeds ... "		2,175		2,365		3,124	34,156	2,648	273,722	19,009
Spirits, other than medicinal. Galls.	50,688	98,063	72,804	132,446	57,083	126,913	66,904	131,443	76,880	129,876
Starch		20,542		23,101		20,473		19,627		15,632
Stationery		65,666		57,490		53,858		57,178		66,906
Sugar ... Lbs.	361,554	12,181	484,134	16,702	597,425	22,186	586,891	23,492	890,404	33,765
Tea ... "	98,571	19,574	95,697	21,422	101,033	23,238	98,835	23,174	133,178	26,041

TRINIDAD.

TOTAL Quantities and Values of the Principal Articles of Merchandise Imported, &c.—*Concluded.*

ARTICLES.	1906-7.		1907-8.		1908-9.		1909.		1910.	
	Quantity.	Value.	Quantity.	Value.	Quantity.	Value.	Quantity.	Value.	Quantity.	Value.
		$		$		$		$		$
Tobacco—										
Cigar and cigarettes .. Lbs.	28,555	30,066	42,993	43,683	29,078	32,719	35,010	38,374	48,392	51,022
Manufactured.. "	84,557	35,979	134,950	52,706	115,208	50,019	115,973	61,734	243,045	75,881
Unmanufactured "	512,240	45,114	575,520	56,691	531,391	66,989	581,073	73,618	560,989	46,686
Textiles:										
Apparel, wearing	.....	302,658	.....	370,041	.....	286,389	.....	284,544	.....	298,001
Bags, empty	.....	172,518	.....	184,033	.....	140,008	.....	124,417	.....	132,077
Haberdashery	.....	112,352	.....	146,725	.....	132,432	.....	118,946	.....	158,205
Hats	.....	88,685	.....	139,629	.....	222,163	.....	98,827	.....	115,442
Other	.....	1,008,198	.....	1,308,875	.....	1,201,177	.....	1,192,435	.....	1,174,064
Vegetables:—										
Onions	.....	45,387	.....	53,460	.....	46,238	.....	38,233	.....	39,950
Potatoes	.....	78,368	.....	82,076	.....	112,191	.....	66,367	.....	76,230
Other	.....	31,773	.....	31,425	.....	22,985	.....	32,232	.....	16,625
Wines .....Galls.	155,598	114,444	186,759	148,832	125,077	105,733	143,789	111,797	144,691	109,860
Wood:—										
Shingles ..... No.	194,250	584	120,750	881	60,500	180	64,500	146	68,500	238
Shooks	.....	21,627	.....	34,563	.....	25,871	.....	19,228		22,848
Staves ..... No.	569,950	4,443	1,162,975	9,207	1,073,210	7,864	1,024,670	8,741		
Timber, sawn and hewn .. Feet	9,390,861	256,770	8,973,804	243,795	8,113,326	219,068	7,092,357	235,795	11,634,767	379,128
Hoops ..... No.	454,080	4,726	601,010	6,735	459,370	4,541	318,200	3,105	.....	234
All other articles	.....	645,282	.....	677,311	.....	571,075	.....	826,707	.....	697,141
Totals	.....	11,111,509	.....	12,503,761	.....	11,165,763	.....	11,527,947	.....	12,052,598
Merchandise entered for transhipment	.....	3,322,614	.....	4,648,932	.....	1,211,036	.....	3,499,186	.....	3,057,570
Totals (mdse)	.....	14,434,123	.....	17,152,693	.....	12,376,799	.....	15,027,133	.....	15,110,168
Coin and bullion	.....	394,819	.....	91,421	.....	569,960	.....	586,638	.....	458,965
" " entered for transhipment	.....	358,546	.....	491,294	.....	109,056	.....	391,849	.....	700,187
Total imports	.....	15,187,488	.....	17,735,408	.....	13,055,815	.....	16,005,620	.....	16,269,320

TRINIDAD.

TOTAL Quantities and Values of the Principal Articles of Merchandise Exported during the Years ended March 31, 1907 to 1909 and the Years ended December 31, 1909 and 1910, inclusive.

ARTICLES.	1906-7.		1907-8.		1908-9.		1909.		1910.	
	Quantity.	Value.	Quantity.	Value.	Quantity.	Value.	Quantity.	Value.	Quantity.	Value.
		$		$		$		$		$
Animals, living ..... No.	240	12,848	299	21,116	272	19,170	263	22,017	.....	19,836
Asphalt ..... Tons	115,875	665,974	141,006	790,016	133,208	734,993	136,595	751,239	158,983	871,844
Balata gum ..... Lbs.	1,311,333	418,986	226,079	63,126	53,844	18,425	122,522	44,241	83,498	35,843
Cement ..... Bbls.	7,583	15,525	7,215	17,316	8,969	20,415	12,009	27,102	8,999	18,819
Coal ..... Tons	6,703	41,006	16,492	106,389	17,808	86,621	38,419	188,734	44,295	215,933
Cocoa ..... Cwt.	295,796	4,731,222	524,146	10,289,476	506,940	6,510,925	530,622	6,380,648	584,616	6,799,502
Cocoanuts ..... No.	13,131,296	197,776	14,943,858	221,312	18,717,046	279,763	20,444,700	313,685	19,505,779	339,367
Coffee ..... Cwt.	882	10,760	1,815	16,488	1,288	12,108	1,452	13,330	370	5,071
Copra ..... Lbs.	3,141,057	121,316	2,370,102	84,957	2,861,365	83,137	2,536,094	82,022	2,068,166	93,503
Fish ..... "	374,831	13,826	316,014	14,065	237,547	9,816	275,737	10,692	203,632	11,914
Flour ..... Bbls.	2,900	16,055	2,200	12,585	3,469	22,241	3,872	24,951	3,215	19,443
Fruits Bananas	.....	15,281	.....	48,024	.....	73,013	.....	95,314	.....	86,465
Other	.....	7,504	.....	5,879	.....	5,260	.....	6,191	.....	10,633
Hardware, other than machinery	.....	87,507	.....	61,193	.....	56,292	.....	66,868	.....	54,147
Hides and skins ..... No.	39,177	116,805	32,547	105,315	49,995	57,933	46,463	80,300	40,975	102,696
Lard ..... Lbs.	89,335	8,278	219,046	20,858	127,621	12,434	14,880	1,864	55,277	6,146
Lime juice ..... Galls.	.....	4,779	5,122	6,633	1,827	2,005	7,605	6,395	4,324	6,263
Machinery	.....	3,528	.....	5,859	.....	5,762	.....	5,665	.....	19,403
Molasses ..... Galls.	426,652	22,406	524,926	31,935	358,936	21,841	551,657	33,565	743,679	50,773
Oil Cocoanut ..... "	16,863	10,142	12,342	12,926	4,590	2,755	3,332	1,903	2,086	2,102
Petroleum ..... "	41,567	8,906	40,343	8,517	52,510	9,241	74,140	13,967	112,668	24,690
Other	.....	8,614	.....	9,806	.....	10,823	.....	15,014	.....	11,831
Rice ..... Lbs.	1,910,691	50,637	1,600,836	44,575	465,332	14,123	270,132	8,288	334,696	9,928
Rubber, raw ..... "	27,505	20,197	4,444	2,935	4,614	3,003	13,234	6,755	7,376	6,789
Soap ..... "	296,621	13,262	187,134	8,657	184,408	8,628	271,790	13,310	288,706	12,356
Spirits—Rum ..... Galls.	219,271	58,040	185,483	45,153	68,723	16,736	310,220	75,492	191,641	46,657
Bitters ..... "	34,889	169,793	34,866	169,681	27,194	132,344	32,002	155,743	33,521	163,136
Other ..... "	4,410	12,873	4,322	15,004	3,366	10,638	4,830	17,452	5,881	19,578
Sugar ..... Tons	45,033	2,096,633	46,294	2,537,995	39,640	2,250,512	45,334	2,754,197	46,248	3,523,219
Timber	.....	283,279	.....	44,496	.....	17,063	.....	40,057	.....	95,460
Tobacco, unmanufactured ..... Lbs.	200,662	21,349	164,318	16,590	80,728	11,865	186,940	21,082	134,158	18,698
" cigars and cigarettes "	12,830	9,363	20,838	15,914	11,678	8,959	12,009	9,364	16,037	14,507

TRINIDAD.

TOTAL Quantities and Values of the Principal Articles of Merchandise Exported, &c.—*Concluded.*

ARTICLES.	1906–7.		1907–8.		1908–9.		1909.		1910.	
	Quantity.	Value.	Quantity.	Value.	Quantity.	Value.	Quantity.	Value.	Quantity.	Value.
		$		$		$		$		$
Tobacco, other manufactured Lbs.	20,557	4,677	20,581	4,653	100,125	8,025	32,795	7,708	30,679	6,803
Textile manufactures	.....	111,573	.....	109,149	.....	108,580	.....	164,172	.....	171,394
Vegetables, fresh	.....	5,504	.....	5,757	.....	2,599	.....	2,463	.....	3,139
Wines ... Galls.	12,678	9,597	7,904	6,905	9,063	7,187	10,180	9,387	5,864	9,066
All other articles	.....	268,829	.....	146,725	.....	150,939	.....	278,503	.....	143,010
Totals	.....	9,674,650	.....	15,121,980	.....	10,806,174	.....	11,749,680	.....	13,049,964
Merchandise entered for transhipment	.....	3,322,614	.....	4,648,932	.....	1,211,036	.....	3,499,186	.....	3,057,570
Totals (mdse)	.....	12,997,264	.....	19,770,912	.....	12,017,210	.....	15,248,866	.....	16,107,534
Coin and bullion	.....	622,837	.....	65,574	.....	41,348	.....	20,665	.....	67,875
" " entered for transhipment	.....	358,546	.....	491,294	.....	109,056	.....	391,849	.....	700,186
Total exports	.....	13,978,647	.....	20,327,780	.....	12,167,614	.....	15,661,380	.....	16,875,595

UGANDA PROTECTORATE.

VALUE of the Total Imports and Exports from and to each Principal Country during the Years ended March 31, 1907 to 1911, inclusive, *(Including Coin and Bullion.)*

Imports. 1906–7.	Imports. 1907–8.	Imports. 1908–9.	Imports. 1909–10.	Imports. 1910–11.	Countries.	Exports. 1906–7.	Exports. 1907–8.	Exports. 1908–9.	Exports. 1909–10.	Exports. 1910–11.
$	$	$	$	$	*British Empire.*	$	$	$	$	$
521,312	729,031	891,724	712,606	805 540	United Kingdom	.....	237,143	178,504	280,364	653,647
69,948	124,197	261,306	209,296	639,090	East Africa Protectorate	.....	580,637	623,211	751,900	955,297
92,963	113,563	102,239	97,343	171,963	India (including Burma)	.....	570	1,129	726	1,543
2,410	18,135	9,276	17,272	36,230	Other British Possessions	.....	.....	.....	.....	69
686,633	984,926	1,264,545	1,036,517	1,652,823	Totals, British Empire	.....	818,350	802,844	1,032,990	1,610,556
					Foreign Countries.					
2,039	4,015	5,689	316	92	Arabia	.....	.....	.....	.....	.....
.....	73,214	112,021	106,575	135,590	Belgium	.....	.....	.....	.....	.....
157,115	319,623	224,962	241,323	210,021	Congo Free State	.....	17,520	10,273	42,374	17,734
1,791	8,097	3,592	3,120	20,362	Egypt	.....	7,543	13,276	4,988	2,424
19,613	34,295	29,536	43,946	40,700	France	.....	8,945	224	516	647
262,459	185,327	142,462	158,366	166,523	Germany	.....	3,567	6,988	3,455	14,006
13,617	15,958	22,999	8,940	13,281	German East Africa	.....	12,673	13,227	11,543	10,750
2,375	2,745	5,825	8,896	17,603	Holland	.....	.....	.....	.....	.....
16,474	10,740	8,750	4,132	17,272	Italy	.....	540	44	190	.....
.....	11,758	3,504	15,875	27,243	Norway	.....	.....	.....	.....	.....
.....	13,262	8,054	3,801	1,655	Russia	.....	.....	.....	.....	.....
37,694	10,186	15,087	50,817	53,485	Other European Countries	.....	.....	.....	.....	.....
220,981	133,395	190,900	275,478	309,627	United States	.....	34	443	175	68
774	752	2,682	5,110	6,268	Other Foreign Countries	.....	54	1,491	26	69
754,932	823,367	776,063	926,695	1,019,722	Totals, Foreign Countries	.....	50,876	45,966	63,267	45,698
686,633	984,926	1,264,545	1,036,517	1,652,823	Totals, British Empire	.....	818,350	802,844	1,032,990	1,610,556
1,441,565	1,808,293	2,040,608	1,963,212	2,672,545	Grand Totals	564,538	869,226	848,810	1,096,257	1,656,254

UGANDA PROTECTORATE.

TOTAL Quantities and Values of the Principal Articles of Merchandise Imported during the Years ended March 31, 1907 to 1911, inclusive.

ARTICLES.	1906-7.		1907-8.		1908-9.		1909-10.		1910-11.	
	Quantity.	Value.	Quantity.	Value.	Quantity.	Value.	Quantity.	Value.	Quantity.	Value.
		$		$		$		$		$
Agricultural implements						8,497		30,908		47,173
Apparel				64,497		37,166		33,756		52,481
Bags and sacks								15,875		40,213
Beer and ale		9,650		3,562		4,468		5,523		6,219
Bicycles and accessories				20,074		17,992		15,106		34,456
Brass and copperware				22,795		7,221		12,171		29,317
Cutlery				6,788		6,278		6,307		9,801
Furniture and camp equipment				3,319		12,230		18,153		22,722
Grain, Rice		19,909		24,464		28,450		16,201		
Hardware (including tools)		35,949		60,332		67,505		60,488		63,116
Iron, corrugated		29,034		25,666		39,425		20,400		
Ivory		56,735		132,709		213,179		194,690		185,055
Machinery		41,639		59,728		103,655		34,367		26,975
Oil of all kinds		30,037		20,586		30,310		30,509		36,403
Paper		9,831		17,807		21,167		21,967		35,633
Provisions		74,717		80,450		96,486		101,679		108,336
Flour ... Lbs.	447,752	21,398	491,481	23,174	644,885	30,670	562,912	27,506		31,906
Rubber ... "		85,438	74,956	48,686	11,476	7,446	69,519	45,075		41,941
Spirits and wines		47,197		40,821		58,979		63,042		71,316
Sugar ... Lbs.	221,116	10,823	298,797	20,021	387,505	26,207	320,880	21,744		29,886
Textiles :—										
Piece Goods :—										
Longcloth (Bafta)		31,594		46,555		59,086		63,120		62,288
Unbleached calico (Americani)		217,973		154,092		223,050		277,624		290,603
Other kinds		306,142		322,173		320,873		292,560		400,565
Timber		16,444		22,464		31,113		17,514		22,989
Tobacco (including cigars and cigarettes)		12,332		14,814		20,060		23,111		33,390
Coin and bullion		58,711		275,005		228,864		179,585		600,464
All other articles		326,012		297,711		337,231		334,201		389,297
Total imports		1,441,565		1,808,293		2,040,608		1,963,212		2,672,545

UGANDA PROTECTORATE.

TOTAL Quantities and Values of the Principal Articles of Merchandise Exported (Domestic Produce) during the Years ended March 31, 1907 to 1911, inclusive.

ARTICLES.	1906–7.		1907–8.		1908–9.		1909–10.		1910–11.	
	Quantity.	Value.	Quantity.	Value.	Quantity.	Value.	Quantity.	Value.	Quantity.	Value.
		$		$		$		$		$
Chillies ..... Tons	1,468	52,248	167	4,112	125	3,528	482	36,095	873	99,727
Coffee ..... Lbs.	12,271	628	13,440	594	21,695	925	33,497	1,806	.....	.....
Cotton, raw :—										
Ginned ..... Tons	175	55,533	645	229,288	512	146,015	620	182,091	1,634	587,231
Unginned ..... "	.....	.....	213	21,802	640	54,161	1,496	107,942	2,514	217,773
Ground nuts ..... "	121	2,351	118	5,679	24	1,012	154	5,615	353	15,476
Ghee (clarified butter) .... "	73	15,120	135	36,509	108	26,066	143	31,044	151	29,730
Hides	.....	47,120	.....	52,068	.....	60,522	.....	87,473	.....	99,980
Ivory ..... Tons	29	118,411	30	143,723	29	131,750	30	137,142	38	173,613
Rubber ..... Lbs.	73,191	47,494	34,530	22,401	47,738	30,981	105,909	68,722	101,352	65,986
Sesame seed	.....	8,579	.....	29,546	.....	13,222	.....	26,431	.....	21,787
Skins :—										
Sheep and goat	.....	172,908	.....	135,741	.....	117,127	.....	142,252	.....	129,896
All other articles	.....	44,146	.....	34,673	.....	33,609	.....	29,568	.....	50,965
Totals, domestic produce	.....	564,538	.....	715,536	.....	618,918	.....	856,211	.....	1,492,164
Totals, foreign produce	.....	.....	.....	153,690	.....	229,892	.....	240,046	.....	164,090
Grand total exports	.....	564,538	.....	869,226	.....	848,810	.....	1,096,257	.....	1,656,254

UNITED KINGDOM.

VALUE of the Total Imports and Exports of Merchandise from and to each British Possession and Foreign Country for Years ended December 31, 1906 to 1910, inclusive.

Imports.					Countries.	Exports.				
1906.	1907.	1908.	1909	1910.		1906.	1907.	1908.	1909.	1910.
£	£	£	£	£	*British Possessions.*	£	£	£	£	£
251,513	267,534	122,205	187,953	292,625	..Aden and Dependencies	268,746	332,258	279,494	316,480	353,445
68	128	171	69	79	..Ascension	5,344	4,980	4,695	5,504	552,416
29,285,146	33,832,413	29,069,554	32,646,415	38,584,370	..Australia, Commonwealth of	22,781,283	27,146,803	25,661,023	27,207,430	31,072,623
4,349	2,214	4,991	5,831	4,266	..Bermuda	117,066	139,840	126,270	143,199	158,151
18,558	31,332	54,092	32,020	82,809	..British Borneo	30,918	31,432	27,723	34,627	48,411
528,906	565,873	587,474	722,117	777,839	..British Guiana	724,429	720,684	754,277	743,242	710,114
210,377	180,245	161,900	105,586	110,438	..British Honduras	111,623	138,641	129,187	125,460	117,619
37,722,235	43,912,588	29,588,187	35,430,771	42,763,715	..British India	46,410,498	53,234,552	50,833,227	44,695,624	47,032,027
262,707	405,436	316,557	476,855	581,955	..British East Africa	570,648	629,455	493,655	490,458	573,629
6,344,370	8,656,318	7,463,634	9,939,966	10,404,413	..British South Africa	17,463,213	15,917,286	14,252,209	16,509,211	22,035,082
2,749,214	3,436,300	2,929,134	3,194,180	4,558,579	..British West Africa	3,277,885	4,314,075	4,458,509	4,719,936	5,692,091
2,143,783	2,097,007	2,252,639	2,161,600	2,339,890	..British West Indies	2,515,221	3,010,230	2,682,801	2,765,343	2,905,791
28,035,036	25,466,836	24,463,488	25,222,963	25,634,886	..Canada, Dominion of	15,477,260	19,220,973	14,212,447	18,074,767	22,614,972
4,442,208	5,225,639	5,131,976	5,546,827	5,987,306	..Ceylon and Dependencies	1,664,406	1,886,371	1,852,685	1,919,665	2,155,239
1,549,967	1,814,198	1,599,390	1,689,701	1,593,365	..Channel Islands	1,353,186	1,413,399	1,521,912	1,497,739	1,523,782
143,810	260,834	185,786	173,024	191,480	..Cyprus	127,632	169,160	146,454	137,525	108,483
144,694	174,579	158,921	202,670	345,768	..Falkland Islands	44,905	53,989	52,721	72,556	110,427
64,666	83,143	77,509	387,727	1,511,104	..Federated Malay States	172,093	320,180	488,676	306,132	444,890
21,095	6,927	1,988	216	379	..Fiji	94,148	118,035	64,172	83,677	102,941
29,595	35,332	24,393	27,555	32,117	..Gibraltar	847,579	706,668	685,709	676,173	656,330
574,263	600,109	510,495	455,674	596,402	..Hong Kong	3,220,498	3,355,403	3,088,340	3,713,852	3,834,005
11,760	39,850	34,858	30,573	29,465	..Malta and Gozo	1,110,693	1,042,681	1,054,419	896,884	934,286
121,423	317,452	270,168	232,264	668,505	..Mauritius	424,145	404,566	329,090	425,928	583,638
631,675	329,973	330,475	325,313	603,763	..Newfoundland	586,848	524,147	510,724	676,263	1,031,179
15,619,013	17,787,809	14,663,841	17,730,866	20,943,112	..New Zealand, Dominion of	8,052,476	9,441,908	9,513,174	8,081,422	9,402,552
17,982	5,000	12,631	7,725	.....	..Other British Islands in Pacific	3,276	6,512	2,001	22,048	9,244
2,056	858	594	1,420	2,875	Papua, Territory of	4,555	6,340	7,316	10,466	23,617
18,746	44,235	34,169	30,746	30,390	..Seychelles	22,003	29,098	23,764	21,447	28,453
3,671	114	1,357	851	735	..Somaliland	1,141	9,674	7,314	17,584	3,196
246	2,108	4,515	4,597	1,896	..St. Helena	30,505	26,453	27,490	24,356	29,883

8,769,874	8,954,051	7,892,703	8,071,981	11,584,717	Straits Settlements and Dependencies, including Labuan	3,865,068	3,967,997	3,415,607	3,435,742	4,215,751
.....	.....	.....	45	10	Wei-Hei-Wei	7,205	1,564	10,099	19,465	6,563
161,327	169,107	185,700	205,838	190,993	Deep Sea Fisheries	1,766	1,794	1,906	1,487	2,003
.....	.....	.....	.....	.....	Other British Possessions	.....	.....	.....	.....	.....
139,914,333	151,705,542	128,135,795	145,251,939	170,450,266	Totals, British Possessions	131,388,262	148,327,148	136,749,090	137,871,632	159,402,833
					Foreign Countries.					
2,466	2,023	1,717	2,234	5,015	Abyssinia	14,056	28,573	11,752	1,987	1,489
....	.....	300	.....	100	Afghanistan	.....	76,575	11,056	2,620	288
1,214	136	370	1,772	2,527	Arabia	40,958	82,919	68,465	30,145	29,766
23,921,892	26,654,986	35,985,536	32,717,295	29,009,738	Argentine Republic	19,910,701	18,271,026	16,938,872	19,188,387	19,710,537
7,008,024	6,796,236	7,758,478	8,085,597	7,511,865	Austria-Hungary	3,248,004	5,407,671	5,075,224	4,333,269	5,124,041
17,990,753	17,499,046	16,241,919	17,672,418	19,195,974	Belgium	15,111,271	16,876,181	14,796,146	16,475,104	17,838,334
814,100	967,698	737,279	1,246,455	1,434,819	Bolivia	173,657	237,901	184,691	212,339	247,408
9,188,060	9,755,967	6,984,977	11,290,126	17,496,568	Brazil	7,928,728	10,525,411	8,390,627	8,776,910	16,819,681
247,304	350,921	83,093	188,040	139,552	Bulgaria	651,568	609,724	708,451	901,798	755,655
5,060,622	5,168,512	6,663,489	5,508,589	5,181,737	Chile	6,275,474	7,626,290	4,088,530	4,951,538	5,806,713
3,466,312	3,527,195	3,135,357	4,870,656	5,529,530	China (exclusive of Hong-Kong, Macao and Wei-Hei-Wei)	12,306,188	12,137,977	9,292,287	8,558,275	9,317,122
399,863	408,113	430,382	764,802	1,041,151	Colombia, United States of	965,524	1,037,473	963,018	900,184	1,217,551
39,040	72,550	62,371	22,713	53,417	Congo Free State	142,521	115,630	111,084	101,281	153,139
1,168,726	1,396,606	1,265,855	875,572	826,890	Costa Rica	242,650	300,606	217,204	187,916	228,428
1,453,288	1,091,464	1,271,731	1,292,723	2,668,879	Cuba	2,593,286	3,063,491	2,360,315	2,494,957	2,546,904
16,158,355	18,001,401	19,062,753	18,768,417	19,464,059	Denmark (including Faroe)	5,162,428	6,124,039	5,151,905	5,563,154	5,970,910
					Danish Possessions: —					
385	22,366	11,483	17,251	129,694	Danish West Indies	70,258	79,148	61,732	51,075	42,264
158,711	203,852	192,248	233,313	207,825	Greenland and Iceland	223,265	193,400	150,415	142,261	176,669
234,982	335,612	534,334	546,518	605,267	Ecuador	393,635	480,550	508,408	451,054	310,918
16,872,951	22,221,221	17,583,358	19,866,424	21,004,468	Egypt	9,152,606	10,231,034	9,821,892	8,442,325	8,882,785
47,098,935	46,334,289	41,892,729	44,205,650	44,283,020	France	28,526,578	33,168,656	31,384,735	31,073,452	33,455,426
					French Possessions: —					
897,637	1,089,663	962,906	901,444	1,122,989	Algeria	618,905	909,690	894,933	758,665	845,485
334,427	419,060	407,220	269,486	322,224	French Indo-China	64,017	92,563	109,077	98,094	94,687
2,693	28,847	37,428	56,504	90,188	French Somaliland	61,034	106,966	83,467	127,643	188,859
816,615	844,481	611,397	719,055	962,929	French West Africa	909,958	836,917	822,607	1,039,671	1,493,793
6,980	21,443	5,281	3,603	1,193	French West Indies	68,237	79,553	90,847	67,050	98,311
265,877	233,010	132,965	102,414	161,819	Madagascar	33,449	37,456	27,761	29,987	40,971
291,729	315,877	347,034	205,035	217,552	Other French Possessions	42,099	26,088	35,875	49,995	56,601
55,907,599	57,158,430	54,959,859	57,784,655	61,829,590	Germany	48,309,921	56,727,854	46,379,060	47,165,686	54,905,383
					German Possessions: —					
7,596	3,653	6,219	9,481	45,816	German East Africa	30,183	41,176	31,923	32,618	72,641
148,287	160,294	165,070	174,684	265,044	German West Africa	220,305	273,292	190,609	229,166	429,107
14,921	2,446	24,443	98,209	116,248	Other German Possessions	6,447	8,740	12,671	21,259	29,688
2,292,083	2,047,079	1,942,078	1,600,976	2,286,871	Greece	1,503,673	1,843,941	1,918,069	1,513,744	1,574,340
202,781	259,824	194,731	213,390	246,017	Guatemala	292,684	316,109	234,132	225,426	249,061
127 380	299,127	193,742	335,152	1,183,918	Hayti and San Domingo	334,081	263,783	319,432	286,104	397,285

UNITED KINGDOM.

VALUE of the Total Imports and Exports of Merchandise from and to each Foreign Country, &c.—*Concluded.*

Imports. 1906.	Imports. 1907.	Imports. 1908.	Imports. 1909.	Imports. 1910.	Countries.	Exports. 1906.	Exports. 1907.	Exports. 1908.	Exports. 1909.	Exports. 1910.
£	£	£	£	£	*Foreign Countries*—Continued.	£	£	£	£	£
3,903	4,530	4,465	1,901	3,059	Honduras (not British)	95,031	71,252	74,842	68,675	92,929
6,568,904	6,618,205	6,241,446	6,265,300	6,458,736	Italy	12,481,630	15,250,957	16,066,797	13,274,645	14,468,034
.....	453	.....	1,263	2,541	Italian Possessions	4	6	6,216	26,643	25,085
555	2,442	3,085	5,565	7,091	Islands in the Pacific (not elsewhere specified)	937	680	902	2,575	1,219
.....	.....	.....	.....	180	Islands in the Indian Seas (not elsewhere specified)	.....	.....	.....	.....	.....
3,048,889	3,307,790	2,992,685	3,700,639	4,327,299	Japan (including Formosa)	13,115,330	12,279,498	10,128,084	8,618,821	10,389,408
.....	4,690	6,665	19,316	666	Japanese Possessions (Korea)	52,073	158,947	152,491	153,696	124,504
74,228	76,223	75,137	63,509	66,440	Liberia	85,047	109,109	74,348	69,511	81,266
2,316,843	2,552,369	2,473,231	2,206,842	2,296,561	Mexico	2,503,412	3,119,890	2,386,620	2,265,224	2,580,677
.....	.....	.....	.....	.....	Montenegro	90	22	48	561	4,700
357,661	539,850	763,905	1,133,365	582,271	Morocco	904,329	935,444	1,270,013	1,177,615	1,033,383
16,218,366	16,072,995	16,613,136	16,830,966	18,527,965	Netherlands (Holland)	16,747,675	18,946,959	15,684,590	16,188,245	17,869,926
					Netherlands, Possessions of—					
123,055	102,952	112,047	29,684	30,725	Dutch Borneo	54,848	106,103	32,537	53,383	38,634
47,884	66,585	70,437	126,294	276,489	Dutch Guiana	67,739	69,194	247,553	63,353	73,958
.....	15	.....	170	1	Dutch New Guinea	50	11	40	686	41
533,231	804,414	747,656	982,948	964,926	Dutch Islands, other, in Indian Ocean	640,578	536,081	577,915	587,065	641,131
46,796	51,214	64,881	28,623	41,361	Dutch West Indies	42,510	65,297	37,426	38,158	48,635
970,516	1,741,486	1,488,847	1,965,657	3,033,737	Java	2,939,704	3,271,413	3,089,372	3,127,130	3,424,800
78,853	86,582	116,397	108,084	123,302	Nicaragua	184,201	173,191	168,095	158,916	131,983
6,678,558	6,545,989	6,468,292	6,473,436	6,630,746	Norway	4,212,766	4,949,740	4,482,742	3,835,436	4,540,203
29,388	25,960	30,852	20,754	29,733	Panama	310,479	370,588	342,021	357,534	435,782
45	.....	322	1,011	1,093	Paraguay	188,891	114,723	56,444	83,828	220,775
482,011	626,009	430,184	298,131	448,936	Persia	491,975	698,010	482,171	355,594	750,743
2,173,342	2,788,072	2,930,362	3,042,262	3,688,439	Peru	1,429,237	2,114,870	1,479,153	1,445,612	1,434,492
3,099,741	3,171,642	2,770,735	2,873,729	3,095,979	Portugal	3,258,436	3,310,474	2,973,795	2,777,201	3,337,648
					Portuguese Possessions—					
125,052	95,832	44,421	61,693	63,296	Azores	74,011	77,031	82,824	49,708	61,131
33,992	41,204	29,429	31,537	28,854	Madeira	187,293	233,259	204,226	222,265	226,755
151,402	293,734	292,643	468,500	461,084	Portuguese East Africa	1,915,141	1,570,911	1,589,926	1,902,609	2,202,497
256,378	398,841	229,488	109,165	124,660	Portuguese West Africa	901,418	736,565	501,455	438,103	1,107,751
59,126	200,029	250,921	59,794	259,313	Portuguese Possessions in India	72,947	190,716	175,524	201,005	147,420
.....	.....	.....	20	83	Other Portuguese Possessions	1,029	1,511	1,069	1,089	1,917

2,807,654	4,355,919	2,939,571	2,922,337	3,184,414	Roumania	1,670,319	2,160,166	2,033,254	1,749,996	1,880,049
31,497,275	32,870,090	29,719,249	37,970,085	43,644,648	Russia	15,942,057	19,063,421	20,505,208	18,325,844	21,220,727
113,513	58,666	84,266	79,556	87,030	San Salvador	268,888	289,290	391,389	273,390	266,766
5,825	22,086	4,429	4,594	154,113	Servia	62,543	159,798	243,105	204,596	342,831
611,125	631,433	677,332	539,936	789,920	Siam	685,403	895,641	891,415	760,353	687,617
16,049,808	17,069,927	13,423,966	13,441,577	13,928,391	Spain	5,339,688	5,892,082	5,792,121	5,352,017	5,415,041
					Spanish Possessions—					
1,540,314	1,585,335	1,473,824	1,458,499	1,422,695	Canary Islands	1,068,014	1,246,954	1,140,347	1,008,555	1,482,068
2,200	420	1,986	4,755	8,381	Spanish Ports in North Africa	58,714	66,558	119,368	95,614	157,037
8,414	7,046	3,090	5,027	5,656	Spanish West Africa (including Fernando Po)	17,841	22,220	26,227	18,996	22,110
11,239,815	11,359,223	10,764,717	9,724,997	11,825,079	Sweden	6,658,178	7,910,939	7,298,904	7,114,071	7,782,561
7,913,008	8,401,479	7,914,231	8,501,114	9,812,509	Switzerland	1,990,671	2,877,341	2,820,930	3,369,937	3,917,348
263,203	547,633	172,212	159,664	173,668	Tripoli	154,958	182,951	127,243	83,371	125,035
335,661	698,888	471,311	699,824	532,190	Tunis	379,325	442,067	419,712	408,739	454,345
4,344,570	4,342,704	4,054,006	3,720,095	3,244,003	Turkey, Asiatic	4,556,025	4,398,166	4,458,509	4,500,223	5,142,627
1,458,440	1,455,124	947,737	1,371,603	1,354,662	Turkey European	3,779,708	3,355,816	2,685,585	3,239,492	3,621,050
107,050	24,883	101,563	55,087	69,411	Turkish Possessions (Crete)	87,592	55,645	66,580	49,717	68,798
131,054,366	134,346,708	123,900,831	118,353,893	117,607,435	United States of America	53,240,325	58,052,574	42,506,848	59,254,166	62,181,886
					United States, Possessions of—					
2,030	714	891	1,537	5,050	Hawaii	130,156	93,896	62,158	89,634	121,407
1,689,230	2,115,832	1,693,710	1,464,293	1,658,905	Philippines (including Guam)	1,549,682	1,368,539	1,085,122	1,044,433	1,208,091
4,066	1,323	1,644	3,202	4,020	Porto Rico	44,925	63,636	62,474	59,764	92,738
629,929	1,007,082	1,066,211	1,298,045	1,743,138	Uruguay	2,298,518	2,578,649	2,684,474	2,418,005	3,028,105
171,869	247,767	204,279	373,782	588,896	Venezuela	715,638	772,449	709,081	502,566	814,833
40,498	36,280	52,829	39,305	45,155	Whale Fisheries	3,230	369	1,566	.....	247
467,974,167	491,102,400	464,817,692	479,453,018	507,806,758	Totals, Foreign Countries	329,289,556	369,650,019	319,978,431	331,658,534	374,742,984
139,914,333	154,705,542	128,135,795	145,251,939	170,450,266	Totals, British Possessions	131,388,262	148,327,148	136,749,090	137,871,632	159,402,833
607,888,500	645,807,942	592,953,487	624,704,957	678,257,024	Grand totals	460,677,818	517,977,167	456,727,521	469,525,166	534,145,817

UNITED KINGDOM.

TOTAL Quantities and Values of the Principal Articles of Foreign and Colonial Merchandise Imported during the Years ended December 31, 1906 to 1910, inclusive.

ARTICLES.		1906.		1907.		1908.		1909.		1910.	
		Quantity.	Value.	Quantity.	Value.	Quantity	Value.	Quantity.	Value.	Quantity.	Value.
			£		£		£		£		£
Animals, living—											
Oxen, bulls, cows and calves	No.	561,215	9,732,180	472,015	8,105,109	383,129	6,519,285	321,340	5,566,105	219,561	4,027,918
Sheep and lambs	"	103,359	156,947	105,601	168,531	78,900	122,525	8,131	12,923	427	754
Horses	"	17,848	535,532	15,922	429,549	13,216	412,607	16,774	580,624	14,671	530,108
All other	"	1,835,573	41,647	1,591,512	33,624	1,795,621	30,417	1,299,220	27,749	1,351,590	31,203
Art, works of, other than pictures		.....	225,705	.....	202,217	.....	214,200	.....	189,088	.....	213,403
Basket and basket ware		.....	224,926	.....	223,841	.....	215,152	.....	213,885	.....	196,321
Books	Cwt.	47,138	277,837	56,104	367,128	51,683	324,797	47,180	321,387	60,971	354,076
Bristles	Lbs.	4,504,073	598,414	4,410,013	642,318	4,828,935	648,085	4,550,322	622,888	5,165,598	754,312
Brooms and brushes		.....	369,064	.....	350,767	.....	339,862	.....	370,352	.....	406,136
Buttons and studs, not of metal	Gross.	4,270,097	346,321	4,613,002	357,159	4,482,952	359,507	6,497,437	458,150	7,370,038	476,624
Caoutchouc	Cwt.	607,077	9,966,620	667,294	10,834,759	575,066	8,370,905	700,062	14,138,204	876,969	26,096,789
Manufactures of		.....	825,631	.....	849,250	.....	606,025	.....	759,733	.....	821,116
Carriages, wagonettes, carts, &c.		.....	4,959,537	.....	4,918,978	.....	4,445,851	.....	4,690,781	.....	5,546,943
Chemical manufactures and products		.....	3,369,101	.....	4,078,830	.....	3,435,764	.....	3,595,917	.....	3,882,539
Chicory, raw or kiln dried	Cwt.	90,301	34,982	86,236	34,470	81,201	32,679	87,101	35,233	79,903	39,076
China or porcelain and earthenware	"	193,757	919,969	505,409	1,003,613	481,571	916,756	578,112	977,161	530,525	896,625
Clocks and parts thereof		.....	458,913	.....	505,866	.....	433,333	.....	453,191	.....	471,978
Cocoa, raw	Lbs.	51,670,321	1,335,107	57,108,050	2,105,797	66,833,413	2,170,839	77,032,263	1,909,622	70,650,300	1,732,529
Prepared and chocolate	"	9,173,580	817,667	11,389,807	945,167	10,765,503	897,222	11,672,675	903,464	15,118,208	1,169,530
Coffee, raw	Cwt.	765,039	2,022,560	1,055,000	2,435,103	785,145	2,184,340	819,032	2,073,446	936,778	2,303,014
Confectionery	"	74,050	316,284	60,843	151,612	60,541	150,610	.....	188,770	.....	263,190
Cordage and twine		.....	695,195	.....	476,775	.....	442,288	.....	361,323	.....	363,105
Cork—											
Unmanufactured	Tons	38,412	349,549	46,039	387,656	31,213	255,653	35,216	264,837	39,470	317,612
Manufactured	Lbs.	11,301,805	685,397	13,040,384	840,745	12,644,918	722,775	11,704,332	652,137	12,316,240	713,255
Corn, grain and flour—											
Barley	Cwt.	19,931,500	5,677,587	19,627,620	6,564,670	18,137,200	6,113,945	21,556,470	7,143,849	18,284,500	5,396,452
Beans	"	896,930	383,668	1,110,224	450,539	1,331,959	553,619	2,530,135	971,472	1,133,815	489,513
Buckwheat	"	99,990	29,744	57,580	18,882	121,100	40,847	87,230	29,093	165,220	32,964

Lentils	Cwt.	141,350	53,048	228,229	94,991	161,240	67,863	309,620	109,093	258,970	81,693
Maize	"	48,685,200	11,972,694	53,379,950	14,604,504	33,841,000	10,388,061	39,362,605	12,122,812	37,021,192	10,294,340
Oats	"	15,286,500	4,532,160	10,485,290	3,383,553	14,269,250	4,162,576	17,835,998	5,437,857	17,495,014	4,823,869
Peas	"	1,453,420	614,649	1,245,670	602,648	1,060,999	538,313	1,314,149	603,054	1,591,111	718,740
Rye	"	1,122,340	323,545	879,860	317,456	899,270	324,651	675,470	234,967	821,160	250,086
Wheat	"	92,967,200	32,676,185	97,168,000	37,346,548	91,131,205	38,295,327	97,854,125	45,272,131	105,222,638	44,160,884
Maize meal	"	616,250	195,342	658,654	213,581	450,410	159,484	334,140	127,751	461,624	158,953
Oat meal	"	661,809	495,980	638,702	479,352	500,698	416,134	583,125	465,118	775,033	582,225
Wheat flour	"	14,190,300	6,817,213	13,297,366	6,694,082	12,969,855	7,075,231	11,052,540	6,370,480	9,960,491	5,510,905
Flour and meal other, except rice flour	"	115,387	59,541	103,096	58,561	142,319	76,572	193,042	99,295	264,016	111,343
Malt	"	15,122	7,271	18,635	10,559	11,210	7,228	10,280	7,277	15,083	10,385
Offals of corn and grain, except rice,	"										
meal, &c.	"	859,836	195,428	568,952	143,580	715,476	192,531	610,760	154,521	566,172	134,170
Rice, rice meal and flour	"	8,508,364	3,003,579	8,163,531	3,336,854	8,814,746	3,342,629	7,746,147	2,849,057	9,938,439	3,530,769
Farinaceous substances—											
Sago, sage meal and flour	"	481,465	195,144	581,130	235,541	656,457	266,181	591,684	242,575	526,733	251,659
Tapioca	"	253,910	259,458	297,115	347,155	325,070	290,556	340,612	247,097	287,892	229,656
Tapioca flour	"	343,687	138,208	416,101	189,812	371,326	151,735	911,617	329,464	527,929	202,508
Other farinaceous substances	"	223,319	250,185	274,893	316,288	259,777	269,851	300,583	290,458	369,035	327,269
Total corn, grain, &c.	"	206,856,879	67,880,589	209,200,598	75,409,156	186,203,567	72,733,334	204,200,632	83,107,421	205,626,067	77,298,383
Cotton—											
Raw	Cwt.	17,923,049	55,749,640	21,311,617	70,458,197	18,399,078	55,834,883	19,542,513	60,295,049	17,613,760	71,711,908
Yarn	Lbs.	6,476,835	275,236	10,565,307	131,441	8,964,153	396,026	5,866,070	292,023	8,412,695	398,952
Waste of (raw and yarn)	"	31,571,547	375,613	25,359,827	345,301	19,870,412	258,740	25,197,450	329,131	37,710,333	652,125
Manufactures, piece goods	Vds.	67,841,777	1,561,592	74,543,994	1,809,801	71,993,406	1,918,891	89,593,194	2,407,477	96,626,706	2,695,014
" other kinds (except lace)		.....	3,677,784	.....	3,748,599	.....	3,988,898	.....	3,907,315	.....	4,586,827
*Diamonds (Cape of Good Hope)	Carats	3,912,457	9,179,333	4,127,345	8,828,810	4,375,472	4,607,427	4,883,469	6,169,953	5,587,105	8,480,875
Drugs—											
Bark, Peruvian	Cwt.	24,602	51,446	24,470	53,817	17,219	32,304	21,645	35,759	22,469	39,520
Opium	Lbs.	825,836	397,379	850,398	535,366	514,015	336,377	422,791	269,695	631,169	434,064
Unenumerated		.....	1,096,725	.....	1,161,595	.....	1,065,331	.....	1,165,209	.....	1,217,438
Dyeing or tanning stuffs—											
Bark	Cwt.	336,479	139,291	477,622	197,114	466,613	186,966	549,438	225,059	560,038	225,642
Cutch and gambier	Tons	12,535	264,950	15,424	330,858	13,263	296,001	8,354	218,814	8,258	241,905
Dyes obtained from coal tar		.....	1,473,867	.....	1,705,911	.....	1,453,561	.....	1,683,988	.....	1,838,390
Extracts		.....	777,850	.....	769,802	.....	889,316	.....	934,518	.....	905,769
Indigo	Cwt.	7,641	111,445	11,116	151,297	8,644	132,875	10,051	139,335	3,350	43,054
Myrobalans	"	676,419	176,521	670,719	172,771	977,612	248,727	559,314	153,119	866,679	225,168
Sumach	Tons	14,158	126,334	10,573	111,662	12,992	129,698	12,192	128,092	11,112	105,620
Valonia	"	18,099	194,294	20,442	212,896	21,563	218,797	21,921	217,370	17,921	169,918
All other sorts	Cwt.	185,253	231,640	180,395	265,649	124,209	220,243	180,723	261,838	178,446	241,229
Dyewoods—											
Logwood	Tons	17,991	91,941	23,105	112,744	16,952	73,472	4,985	23,886	10,867	42,050
Unenumerated	"	3,518	32,354	5,877	42,412	3,456	30,863	4,210	35,692	5,218	38,755
Electrical goods and apparatus		.....	1,187,625	.....	1,247,650	.....	1,263,762	.....	1,322,509	.....	1,686,540
Embroidery and needlework		.....	1,874,225	.....	2,170,074	.....	2,213,538	.....	2,711,285	.....	2,946,123
Fancy goods (known as Paris goods)		.....	1,084,990	.....	1,185,665	.....	1,041,912	.....	942,773	.....	857,223

*Diamonds, being, by law, exempt from entry the value of imports is not included in the total value of imports.

UNITED KINGDOM.

TOTAL Quantities and Values of the Principal Articles of Foreign and Colonial Merchandise Imported, &c.—*Continued.*

ARTICLES.	1906.		1907.		1908.		1909.		1910.	
	Quantity.	Value.	Quantity.	Value.	Quantity.	Value.	Quantity.	Value.	Quantity.	Value.
		£		£		£		£		£
Feathers—										
For beds ... Cwt.	33,801	117,018	37,564	128,191	52,966	167,016	31,716	112,567	38,139	143,874
Ornamental ... Lbs.	1,319,656	1,936,963	1,467,711	2,361,176	1,701,243	2,331,918	1,929,205	2,769,990	1,832,613	2,968,474
Fish of all sorts	...	3,751,316	...	2,866,349	...	3,214,629	...	3,378,396	...	4,337,351
Flax, dressed or undressed, and tow ... Tons	87,334	3,557,101	103,599	3,942,607	95,822	3,416,117	90,660	3,542,919	88,442	3,655,949
Flowers, artificial	...	935,287	...	1,016,464	...	1,073,712	...	1,167,322	...	1,022,357
" fresh	...	233,884	...	233,641	...	229,802	...	244,855	...	229,798
Fruits, &c.—										
Almonds ... Cwt.	126,296	529,164	161,947	660,604	148,839	560,301	162,922	710,325	161,523	741,696
Bananas, raw ... Bunches	6,425,704	1,903,639	6,232,158	1,771,095	6,385,449	1,769,249	6,238,065	1,752,190	6,094,679	1,698,556
Other nuts, used as fruit	...	683,418	...	749,538	...	768,560	...	789,768	...	782,492
Apples, raw ... Cwt.	2,808,732	1,753,577	3,526,232	2,231,327	3,376,579	2,079,703	3,129,646	2,007,911	3,242,205	2,189,309
Cherries, raw ... "	191,106	245,906	165,412	199,489	160,479	234,883	185,464	210,679	65,485	121,691
Currants, dried or preserved ... "	1,458,159	1,648,410	1,188,481	1,392,271	1,297,157	1,464,091	1,071,209	1,156,118	1,310,361	1,708,710
Figs and fig-cake ... "	212,997	295,687	191,067	240,373	150,521	189,892	198,204	227,218	196,294	263,959
Grapes, raw ... "	690,371	667,969	798,377	769,307	673,670	728,022	490,003	508,111	673,829	679,917
Lemons, limes and citrons ... "	849,935	440,406	882,193	421,599	1,045,009	471,613	1,037,989	475,967	990,047	452,115
Oranges ... "	5,230,911	2,183,411	6,120,185	2,454,569	5,664,011	2,269,731	6,202,270	2,522,491	5,469,601	2,267,474
Pears, raw ... "	576,573	572,274	500,132	478,611	523,029	515,924	569,535	504,475	510,944	527,256
Plums, raw ... "	891,113	758,720	325,761	345,720	402,881	427,212	485,553	473,550	385,279	420,971
Plums, commonly called French plums and prunellos ... "	54,194	86,667	25,233	58,326	66,661	104,062	50,470	78,311	19,486	39,830
Plums, dried or preserved, N.O.D. ... "	101,239	145,781	90,097	147,906	64,286	110,926	101,833	170,669	139,060	249,617
Prunes ... "	29,310	42,276	33,922	47,989	32,814	42,959	28,102	39,224	31,240	53,887
Raisins ... "	584,956	1,106,889	708,053	1,209,576	759,787	1,204,074	871,880	1,158,013	525,379	935,053
Unenumerated, raw	...	634,036	...	640,470	...	544,415	...	602,382	...	501,162
" dried ... Cwt.	673,664	455,045	344,077	255,039	366,384	280,646	429,784	297,351	434,295	304,267
" preserved without sugar	...	373,089	...	415,611	...	305,540	...	215,572	...	255,168
Fruits, preserved in sugar	...	628,199	...	586,874	...	638,325	...	744,011	...	762,432
Furs. *See* Skins.										
Glass of all kinds (except bottles) ... Cwt.	2,656,178	2,654,008	2,505,409	2,429,687	2,279,857	2,178,791	2,262,697	2,173,582	2,329,947	2,278,170
Glass bottles ... Gross	1,462,334	615,185	1,476,427	619,104	1,416,508	589,783	1,478,856	606,646	1,480,684	642,176
Glue, size and gelatine ... Cwt.	244,922	454,405	236,488	456,992	215,510	435,619	233,610	454,267	246,519	472,458
Gum Arabic ... "	77,130	104,689	91,017	137,915	63,786	95,363	84,710	134,136	107,369	176,066
Kowrie ... "	128,225	393,672	137,697	480,795	105,049	439,972	166,001	777,974	157,082	637,605

Lac, seed, shell, stick and dye...	Cwt.	82,290	767,258	116,856	1,074,602	135,725	763,078	135,144	493,817	174,081	627,619
All other sorts	"	213,480	535,158	237,974	632,700	216,161	518,160	196,011	477,838	223,183	558,942
Gutta-percha	"	53,271	489,280	58,179	418,677	31,928	299,805	45,222	449,971	97,054	1,136,493
Hair—Cow, bull or elk	"	63,762	79,961	69,493	82,747	43,200	55,203	60,720	84,540	73,941	77,940
Horse	"	26,717	288,753	24,751	250,423	28,332	283,066	32,070	349,538	25,780	265,697
Hardware (other than cutlery)		.....	1,026,853	.....	1,005,690	.....	970,551	.....	1,044,932	.....	1,108,724
Hats or bonnets of straw	Doz.	96,841	80,037	97,621	82,666	75,778	88,594	95,827	72,332	113,877	118,649
" other materials	"	360,347	411,575	328,603	452,557	266,595	388,622	397,751	500,475	552,451	588,949
Hay	Tons	155,375	519,465	97,424	338,436	42,321	155,025	61,487	235,608	99,015	389,682
Hemp, dressed or undressed, and tow	"	117,336	3,712,179	134,529	4,239,171	117,426	3,055,271	114,799	2,724,716	129,733	3,122,219
Hides, raw	Cwt.	1,017,896	3,096,803	952,253	3,104,289	1,038,461	3,051,968	1,206,595	3,788,068	1,281,051	4,272,832
Hops	"	232,619	852,476	202,324	764,881	279,926	767,045	140,777	476,436	176,781	788,056
Horns and hoofs	Tons	5,046	191,814	4,447	163,467	3,730	129,692	4,518	151,584	4,284	168,480
Ice	"	377,914	186,608	347,286	164,665	367,010	181,030	347,829	161,722	278,037	137,909
Implements and tools (including parts thereof)		.....	329,847	.....	399,923	.....	301,462	.....	332,478	.....	388,828
Isinglass	Cwt.	10,078	110,464	9,822	119,799	10,562	114,231	9,509	100,877	10,429	109,855
Ivory, animal	"	9,855	407,843	10,787	560,552	9,345	431,894	11,555	534,066	11,200	494,398
Jewellery		.....	462,563	.....	443,942	.....	380,819	.....	420,060	.....	380,233
Jute, raw	Tons	369,789	8,341,232	363,835	8,165,255	354,028	5,883,822	304,660	4,609,975	296,720	4,670,265
" yarn	Lbs.	7,347,414	113,613	6,405,373	108,168	2,374,752	39,610	3,533,823	56,138	3,442,185	54,225
" manufactures of		.....	2,290,021	.....	2,759,333	.....	2,358,097	.....	2,074,373	.....	2,580,783
Lace of all sorts		.....	4,107,379	.....	3,818,695	.....	3,205,244	.....	3,178,282	.....	2,807,491
Leather	Cwt.	1,291,937	9,642,438	1,068,705	8,909,964	1,175,662	9,479,395	1,171,704	9,376,260	1,182,666	9,629,671
Leather manufactures—											
Boots and shoes	Doz. Prs.	211,501	841,895	186,177	768,723	175,453	713,403	183,927	737,746	168,236	673,674
Gloves	"	1,513,888	1,598,525	1,065,488	1,152,435	1,225,317	1,381,655	1,330,035	1,526,706	1,367,498	1,561,753
Unenumerated		.....	608,929	.....	642,945	.....	647,882	.....	672,965	.....	595,020
Linen yarn	Lbs.	26,311,329	933,426	20,748,946	790,234	18,956,259	702,652	32,678,515	1,213,595	28,801,612	1,051,509
" manufactures		.....	909,799	.....	840,882	.....	671,770	.....	801,980	.....	1,001,667
Manures—											
Bones for manure	Tons	42,604	194,633	46,115	206,597	41,412	189,840	39,031	175,672	44,505	201,539
Guano	"	24,906	127,719	31,278	148,723	34,417	158,899	20,321	89,147	20,395	107,958
Nitrate of soda (Cubic nitre)	"	108,486	1,183,082	113,894	1,256,658	145,724	1,455,000	90,207	860,860	126,498	1,161,127
Phosphate	"	442,970	678,696	505,671	826,974	529,135	916,422	451,807	747,367	455,593	722,508
Other sorts	"	145,698	268,366	151,124	297,941	137,443	306,716	149,856	339,091	161,618	403,238
Margarine. (*See* Provisions.)											
Matches		.....	578,985	.....	551,309	.....	608,668	.....	598,660	.....	479,937
Meat. *See* Provisions.											
Metals, ores and manufactures of—											
Antimony ore	Tons	8,443	205,084	11,907	281,401	6,497	81,226	1,972	22,386	2,627	27,053
" crude and regulus	"	5,153	275,838	3,953	179,560	6,032	116,312	7,326	135,684	9,905	175,205
Brass bronze, and metal bronzed or lacquered, mfrs. of	"	3,104	322,726	2,662	307,428	2,031	225,723	2,125	228,681	2,473	260,080
Cobalt ore	"	2,126	20,723	1,921	23,800	2,523	25,371	577	10,454	329	5,623
Copper ore	"	96,249	1,101,663	103,742	1,301,789	110,129	1,116,680	89,153	909,723	98,179	968,745
" regulus and precipitate	"	74,875	3,372,724	71,950	3,568,397	69,997	2,499,623	65,292	2,192,157	68,974	2,265,450
" old, fit only to be re m'f'd	"	5,203	300,694	5,189	344,410	2,304	107,460	2,352	101,940	2,948	130,985
" unwrought in bars, blocks, slabs, cakes and ingots	"	71,975	6,093,815	80,160	6,673,972	119,176	7,165,320	131,154	7,787,807	87,447	5,089,495

UNITED KINGDOM.

TOTAL Quantities and Values of the Principal Articles of Foreign and Colonial Merchandise Imported, &c.—*Continued.*

ARTICLES.	1906		1907.		1908.		1909.		1910.	
	Quantity.	Value.	Quantity.	Value.	Quantity.	Value.	Quantity.	Value.	Quantity.	Value.
		£		£		£		£		£
Metals, ores and mfrs. of—*Con.*										
Copper, part wrought ... Tons	2,323	215,021	2,552	267,092	784	60,592	498	34,527	422	28,076
" manufactures, unenumerated.	...	885,837	...	730,121	...	594,552	...	540,126	...	613,126
Gold, ore of, (including the value of the gold contained in auriferous ores and metals) ...	...	973,887	...	845,093	...	758,690	...	787,443	...	767,327
Gold, leaves of ... No.	60,967,844	121,264	61,954,620	123,055	56,254,616	113,194	52,437,672	105,593	55,362,100	110,934
Iron ore ... Tons	7,823,081	6,658,097	7,641,934	7,276,301	6,057,510	4,910,677	6,328,623	4,986,360	7,020,799	6,056,883
Iron and steel, old (except old rails) .. "	35,983	108,659	27,255	83,348	24,265	64,046	32,948	89,771	69,067	204,588
Iron and steel and mfrs. of—										
Iron: Pig ... "	89,254	484,204	103,297	547,855	67,791	363,084	109,547	507,917	171,810	716,008
Puddled bars ... "	1,600	10,058	1,481	10,521	1,038	7,811	394	2,501	646	4,702
Wrought in bars, angles, rods and sections ... "	107,713	702,708	80,355	571,717	82,889	586,750	93,654	644,965	96,651	693,761
Bolts and nuts ... "	4,891	81,377	4,319	77,790	4,348	79,635	4,711	82,648	4,493	77,849
Hoops and strips ... "	15,431	138,086	18,602	180,154	26,547	243,782	29,034	259,899	29,822	274,643
Machinery and mill work or parts of—										
Steam engines ...	...	94,545	...	88,655	...	185,940	...	155,862	...	147,723
Other sorts—Agricultural ...	...	741,329	...	769,657	...	725,971	...	854,925	...	468,769
Electrical of all kinds ...	...	570,607	...	603,218	...	578,488	...	533,743	...	581,408
Sewing machines ...	...	591,244	...	485,930	...	232,465	...	285,382	...	303,851
Mining ...	...	66,766	...	80,571	...	77,813	...	40,738	...	82,492
Textile ...	...	167,614	...	229,555	...	184,116	...	173,022	...	220,033
Other descriptions ...	...	2,897,867	...	3,054,095	...	2,568,111	...	2,394,664	...	2,666,622
Nails, screws and rivets ... Tons	51,281	588,735	46,728	544,433	49,049	554,704	53,453	601,715	43,552	605,993
Rails ... "	11,713	74,040	19,032	107,999	30,899	192,279	22,206	127,982	15,820	92,765
Railway wheels and axles (comp'ted) "	1,128	14,652	1,705	21,386	2,063	30,708	1,590	23,868	1,739	30,041
Ship, bridge, boiler and other plates and sheets, not under ⅛ in. thick. "	64,377	465,071	39,574	305,087	34,378	254,074	40,336	288,478	57,765	438,794
Ship, bridge, boiler and other plates, and sheets under ⅛ in. thick ... "	18,051	146,437	16,804	143,726	21,401	165,705	26,659	206,351	29,086	238,127
Tyres and axles ... "	4,112	29,764	3,501	24,481	3,203	21,898	6,342	51,792	4,328	40,931

Wire rods.....Tons	44,892	299,467	36,621	278,480	42,269	292,640	56,796	370,233	80,567	520,719
Manufactures of, unenumerated .. "	121,575	1,859,159	120,721	1,882,629	94,972	1,186,961	102,205	1,504,310	115,877	1,750,362
Steel in ingots, blooms, billets, slabs, sheet bars, tin plate bars or similar, partly manufactured..... "	486,029	2,221,108	327,207	1,747,983	560,539	2,741,876	550,440	2,677,703	559,045	2,719,333
Steel in bars angles and shapes, other than girders, joists, &c. .. "	55,025	379,167	26,617	195,956	35,185	248,149	35,698	246,435	58,794	401,750
Girders, beams, joists and pillars... "	138,660	865,719	88,905	574,980	62,836	411,456	60,413	374,797	81,992	480,436
Total iron and steel and mfrs. thereof..	.....	13,186,724	.....	12,526,858	.....	12,234,416	.....	12,409,930	.....	13,557,112
Lead, ore .....Tons	8,730	86,489	13,394	133,414	23,484	178,036	15,542	120,543	18,093	138,598
" pig and sheet.... "	208,253	3,519,653	204,695	3,936,342	237,508	3,224,391	207,660	2,705,096	218,936	2,834,083
Manganese ore..... "	338,423	865,443	505,635	1,406,425	344,170	771,923	330,508	636,024	482,209	957,355
Platinum ..... Ozs. Troy	40,317	95,832	24,797	122,141	10,437	45,042	22,086	96,926	48,162	275,516
Pyrites of iron or copper.....Tons	759,324	1,296,378	769,141	1,289,706	758,910	1,233,713	791,068	1,263,135	842,247	1,274,610
Quicksilver.....Lbs.	2,911,742	284,226	2,958,603	275,197	3,270,412	353,396	3,237,321	359,207	3,344,669	401,010
Silver, ore of (including the value of the silver contained in argentiferous ores and metals	.....	2,106,404	.....	2,244,930	.....	2,148,680	.....	2,081,960	.....	1,862,333
Tin, ore.....Tons	20,672	1,525,926	20,871	1,635,581	25,013	1,640,656	24,086	1,621,175	26,072	1,820,782
" in blocks, bars and slabs.. "	43,608	7,820,627	43,794	7,598,677	47,730	6,337,215	41,725	5,603,844	46,285	7,159,782
Zinc ore..... "	63,268	481,904	65,032	444,884	60,687	384,667	73,814	465,021	92,572	570,650
" crude in cakes ..... "	93,701	2,399,315	89,327	2,137,887	90,102	1,835,734	102,576	2,249,058	121,117	2,781,220
" manufactures..... "	19,353	594,926	19,845	590,769	18,421	484,341	18,976	500,710	18,168	489,992
Ores, unenumerated..... "	74,746	366,243	132,166	521,109	157,570	561,463	113,642	409,329	170,042	577,196
Metals " unwrought..... "	8,105	747,442	7,795	797,411	5,728	530,281	7,207	627,092	9,974	894,643
" " wrought ..... "	5,096	650,678	4,680	663,151	5,013	625,926	5,488	661,582	5,494	703,471
" " old, fit only to be re-manufactured. "	12,421	504,154	11,634	593,816	8,235	319,666	9,232	358,083	12,055	430,071
Totals, metals and ores and mfrs. of.....	.....	57,485,390	.....	58,924,065	.....	50,749,018	.....	50,104,367	.....	53,431,994
Mica and talc	.....	215,085	.....	203,229	.....	152,052	.....	150,608	.....	159,195
Milk, condensed.....Cwt.	907,983	1,563,677	911,771	1,599,465	920,210	1,606,509	991,378	1,731,771	1,009,770	1,755,026
Mineral waters .....Doz. bottles	1,583,790	333,040	1,791,606	378,422	1,611,961	336,983	1,677,001	351,177	1,691,711	341,483
Mouldings, for picture frames, and gilt mouldings.....	.....	267,804	.....	272,750	.....	228,783	.....	193,809	.....	185,303
Musical instruments.....	.....	1,164,463	.....	1,133,803	.....	1,063,330	.....	952,410	.....	954,498
Nuts and kernels—										
For expressing oil therefrom.....Tons	57,265	894,836	59,079	1,093,432	68,532	1,077,985	69,178	1,186,896	95,950	1,915,279
Of other sorts not being drugs, dye-stuffs, nor fruit.....	.....	150,289	.....	195,952	.....	182,847	.....	188,462	.....	180,605
Oil—Train or blubber and sperm.. .... Tons	27,808	475,601	26,929	529,947	32,137	601,041	36,221	637,221	46,101	927,231
Animal.....Cwt.	165,659	179,164	181,597	233,738	150,222	193,675	178,146	231,423	105,571	146,654
Castor ..... "	50,329	66,144	50,391	78,912	31,741	47,479	32,693	44,214	26,898	39,334
Cocoanut..... "	538,036	803,417	476,718	857,879	758,112	1,081,146	679,493	1,067,941	1,039,905	2,150,365
Olive.....Tons	14,386	543,885	12,328	538,888	12,152	536,805	8,974	518,648	13,216	686,111

UNITED KINGDOM.

TOTAL Quantities and Values of the Principal Articles of Foreign and Colonial Merchandise Imported, &c.—*Continued.*

ARTICLES.		1906.		1907.		1908.		1909.		1910.	
		Quantity.	Value.	Quantity.	Value.	Quantity.	Value.	Quantity.	Value.	Quantity.	Value.
			£		£		£		£		£
Oil *Continued.*											
Palm	Cwt.	1,285,471	1,531,812	1,526,679	1,925,555	1,353,833	1,651,147	1,821,286	2,281,588	2,055,160	3,168,414
Petroleum	Galls.	299,220,607	5,845,059	304,134,482	6,067,285	343,613,048	6,662,811	358,202,867	6,121,202	345,469,836	5,662,882
Seed	Tons	46,911	1,055,469	42,433	1,107,283	43,224	1,169,179	58,627	1,540,913	81,259	2,621,037
Turpentine	Cwt.	512,836	1,076,870	510,308	975,166	573,678	838,454	443,375	699,807	472,247	1,001,216
Chemical essential	Lbs.	1,882,080	348,786	2,093,198	355,486	2,004,737	358,158	2,138,506	355,711	2,152,662	354,587
Unenumerated		...	109,669	...	121,477	...	146,871	...	98,837	...	160,741
Oil-seed cake	Tons	360,198	2,362,471	329,731	2,134,724	322,485	2,118,512	328,763	2,130,394	317,066	2,109,601
Oleo-margarine or oleo oil	Cwt.	291,932	591,058	372,600	813,151	499,694	1,226,722	501,459	1,284,554	448,215	1,116,383
Painters' colours and pigments		...	1,506,919	...	1,651,715	...	1,408,995	...	1,472,805	...	1,571,265
Paper of all kinds (including straw-boards and wood pulp boards)	Cwt.	9,031,330	5,728,505	8,877,375	5,673,887	9,440,887	5,798,665	9,586,166	5,647,437	10,972,424	6,413,718
Paper-making materials											
Linen and cotton rags	Tons	22,246	216,660	20,038	206,153	15,535	157,780	17,798	179,446	18,572	201,122
Esparto and other vegetable fibres for making paper	"	188,192	677,055	202,523	738,834	192,975	739,931	197,501	719,602	193,218	666,136
Pulp of wood—											
Chemical	"	257,019	2,122,069	293,255	2,396,856	315,951	2,502,220	315,174	2,403,393	370,715	2,837,296
Mechanical	"	349,792	793,140	379,244	915,491	432,483	1,123,588	434,565	1,106,007	489,158	1,166,192
Other materials	"	16,888	126,485	13,859	105,963	11,428	87,478	11,385	90,833	13,879	101,741
Paraffin wax	Cwt.	985,080	1,135,458	1,026,283	1,214,539	915,443	1,090,283	1,049,004	1,126,035	1,064,369	1,017,014
Pickles and vegetables preserved in salt or vinegar	Galls.	2,342,812	100,435	2,124,377	95,454	2,101,615	95,119	2,523,461	110,600	2,172,851	107,875
Pictures and drawings, by hand	No.	14,143	293,435	12,617	235,458	10,230	193,759	10,658	236,769	11,217	292,286
Pipes of all sorts, for moking tobacco	Gross.	102,374	219,048	137,547	300,041	173,761	359,545	126,870	277,918	144,938	286,009
Plate, of gold and silver, including plated gilt ware		...	29,954	...	23,386	...	20,828	...	55,215	...	56,055
Plants, shrubs, trees and flower roots		...	666,519	...	683,306	...	641,652	...	648,910	...	639,720
Plumbago	Tons	15,735	271,202	15,529	288,851	14,607	244,732	16,645	242,918	16,386	222,249
Prints, engravings and photographs		...	553,005	...	546,863	...	511,331	...	508,278	...	511,396
Provisions—											
Butter	Cwt.	4,337,258	23,460,196	4,210,156	22,417,926	4,210,821	24,080,912	4,062,812	22,424,962	4,325,539	24,493,450

Butter, margarine	Cwt.	1,101,957	2,733,795	885,068	2,223,645	813,447	2,084,245	868,292	2,243,737	1,120,812	2,935,244
Cheese	"	2,638,794	7,607,641	2,372,233	6,905,509	2,306,086	6,684,203	2,390,090	6,829,863	2,456,340	6,809,876
" margarine	"	1,191	2,254	1,186	3,019	1,122	2,465	1,706	3,007	1,572	2,495
Eggs	Gt. Hunds.	18,874,059	7,098,122	18,567,901	7,135,530	18,210,070	7,183,112	17,710,431	7,233,932	18,344,137	7,296,145
Lard	Cwt.	2,049,367	4,361,399	1,965,131	4,491,539	1,987,491	4,407,410	1,760,580	4,858,026	1,452,493	4,520,074
" imitation	"	231,235	358,492	222,090	408,192	174,064	306,700	231,847	438,909	275,403	603,414
Meats—											
Bacon	"	5,542,622	14,644,115	5,365,605	14,839,201	5,685,742	14,480,579	4,625,463	13,801,665	3,863,389	13,391,274
Beef, fresh	"	5,523,809	9,785,607	5,735,003	10,397,102	5,611,441	10,276,957	6,140,522	10,293,406	7,015,498	11,745,146
" salted	"	161,363	217,947	138,347	201,222	114,742	215,225	110,015	196,238	87,636	173,924
Hams	"	1,302,752	3,491,594	1,132,649	3,242,183	1,225,227	3,084,669	1,129,029	3,112,896	719,126	2,526,595
Mutton, fresh	"	4,082,756	7,645,935	4,578,523	8,687,407	4,385,771	8,140,029	4,761,838	7,839,195	5,405,923	9,802,858
Pork, fresh	"	492,121	1,130,950	567,332	1,338,242	572,222	1,331,435	428,444	1,023,322	479,907	1,196,797
" salted (other than bacon and hams)	"	206,056	266,800	254,637	328,369	270,608	328,851	258,539	312,862	227,191	304,168
Poultry and game		.....	985,457	.....	1,053,933	.....	1,052,885	.....	1,028,795	.....	944,907
Rabbits (dead)	Cwt.	803,556	1,000,786	692,923	862,735	550,928	685,448	579,856	727,954	664,190	837,122
Unenumerated, salted or fresh	"	652,363	1,145,464	662,954	1,129,267	771,792	1,296,891	754,412	1,374,654	777,681	1,413,445
Preserved otherwise than by salting—											
Beef	"	296,301	1,103,695	160,386	894,468	271,781	1,151,358	333,022	1,351,694	453,941	1,486,055
Mutton	"	48,443	125,954	39,220	85,548	65,106	155,419	125,029	301,518	150,292	359,702
Other sorts	"	142,680	593,022	116,899	554,896	128,751	573,778	151,933	680,201	138,309	668,282
Total provisions		.....	87,759,225	.....	87,199,933	.....	87,522,571	.....	86,076,836	.....	91,511,003
Resin	Cwt.	1,650,727	819,349	1,654,166	896,301	1,642,520	760,236	1,419,968	676,491	1,500,623	880,582
Seeds—											
Clover and grass	"	300,689	615,170	338,443	683,248	310,826	690,323	319,001	727,605	286,976	664,170
Cotton	Tons	624,765	3,716,567	758,152	4,881,653	616,923	4,150,459	600,377	4,452,087	690,171	4,865,863
Flax and linseed	Qrs.	1,588,100	3,274,988	2,071,534	4,397,247	2,067,195	4,307,014	1,697,428	3,762,191	1,478,259	4,495,718
Garden	Lbs.	2,764,038	76,245	2,438,326	76,672	2,714,031	84,907	2,481,205	87,766	2,231,174	93,106
Rape	Qrs.	118,149	234,644	261,960	551,157	147,490	313,520	139,703	261,286	251,324	443,530
Soya beans	Tons	.....	*	.....	*	.....	*	.....	*	421,531	3,047,048
Tares and vetches	Cwt.	109,252	39,304	85,757	27,668	80,877	27,535	115,069	42,850	154,244	55,264
Unenumerated for expressing oil therefrom	Qrs.	436,623	873,717	476,634	1,037,662	390,492	734,549	2,313,685	3,265,502	449,882	923,549
Unenumerated of other sorts	Cwt.	1,266,004	417,599	1,616,504	524,964	717,482	249,375	1,165,388	448,670	1,647,308	622,435
Scientific instruments, other than electrical		.....	1,012,961	.....	1,087,136	.....	925,458	.....	814,763	.....	1,560,720
Shells of all kinds		.....	669,599	.....	713,081	.....	566,499	.....	500,431	.....	587,115
Silk—											
Raw	Lbs.	1,036,258	732,681	1,195,366	916,890	1,110,481	667,267	1,043,846	600,501	996,565	589,872
Knubs or husks of silk waste	Cwt.	66,348	541,810	66,299	629,400	64,669	588,729	68,132	579,421	78,028	679,085
Thrown and spun silk yarn	Lbs.	924,907	680,670	938,112	709,215	809,610	628,563	830,712	590,726	956,451	612,189
Manufactures of all sorts (except lace)		.....	12,782,466	.....	12,586,405	.....	11,621,609	.....	11,910,416	.....	12,651,479
Skins and furs—											
Skins, goat, undressed	No.	17,738,253	1,919,702	13,697,632	1,614,835	11,316,966	1,237,728	16,334,530	1,788,514	12,554,898	1,393,144
" sheep and lambs, undressed	"	19,942,374	2,446,677	11,013,033	3,167,852	6,801,695	2,376,946	10,641,441	2,912,587	9,488,540	2,952,101
" other sorts	"	974,837	103,341	724,153	57,537	313,899	27,467	622,719	59,913	1,388,718	90,330

*Included in (seeds unenumerated for expressing oil therefrom) prior to 1910.

UNITED KINGDOM.

TOTAL Quantities and Values of the Principal Articles of Foreign and Colonial Merchandise Imported, &c.—*Concluded.*

ARTICLES.		1906.		1907.		1908.		1909.		1910.	
		Quantity.	Value.	Quantity.	Value.	Quantity.	Value.	Quantity.	Value.	Quantity.	Value.
			£		£		£		£		£
Skins and furs—*Con.*											
Furs, rabbit	No.	77,228,865	607,218	82,747,471	571,164	68,655,129	472,716	66,672,425	540,149	84,098,896	849,922
" seal	"	480,539	399,394	191,428	317,800	388,621	393,209	306,663	373,689	345,021	377,093
" all other sorts	"	25,551,229	2,919,862	20,097,224	2,471,718	18,859,668	2,313,430	22,817,479	3,206,384	28,352,072	4,573,087
Manufactures of skins and furs, including rugs		.....	1,608,087	.....	1,310,263	.....	1,005,880	.....	1,028,485	.....	1,057,223
Slate, for roofing purposes	Tons	41,448	152,484	37,523	131,134	30,641	101,378	31,878	106,115	39,902	129,265
Soap and soap powder	Cwt.	492,458	522,169	641,382	632,720	453,720	536,449	378,240	451,410	340,343	454,038
Spices—											
Ginger	"	37,243	64,070	26,709	65,906	38,612	88,772	40,923	90,702	42,939	100,771
Pepper	Lbs.	18,266,620	435,693	15,744,353	357,513	14,923,266	266,554	20,454,898	370,912	19,289,870	414,765
All other sorts	"	9,486,151	240,348	11,180,592	285,398	12,812,749	236,489	13,165,629	253,374	8,265,281	166,625
Spirits—											
Brandy	Pf. Galls.	1,874,335	957,919	2,343,762	1,122,191	1,732,299	892,311	1,418,691	757,947	1,412,721	755,383
Geneva	"	431,436	61,528	444,107	64,230	433,074	61,918	389,332	56,183	391,245	56,660
Rum	"	5,199,819	323,351	5,498,451	359,196	5,274,037	414,258	5,858,109	589,175	4,696,391	390,887
" imitations	"	14,040	1,531	13,566	1,805	11,935	1,487	12,757	1,391	17,465	1,690
Unenumerated, not sweetened	"	480,984	83,353	493,077	85,222	266,262	82,501	623,674	97,980	771,403	111,026
Sweetened and perfumed, of all kinds	Galls.	149,145	312,694	155,132	340,031	158,712	358,923	153,827	337,352	148,414	317,937
Sponges	Lbs.	1,263,367	226,256	982,925	218,450	1,024,620	225,623	1,077,114	214,431	1,180,567	247,828
Starch, farina, dextrine and potato flour	Cwt.	1,540,486	904,423	1,577,134	938,838	1,278,233	816,759	1,472,461	958,425	1,692,644	1,066,262
Stationery		.....	362,664	.....	376,788	.....	440,564	.....	462,461	.....	538,731
Stone, marble, granite, &c.	Tons	1,225,037	1,331,855	1,201,244	1,261,287	1,221,612	1,219,309	1,106,646	1,134,447	1,145,398	1,208,623
Straw plaiting for hats and bonnets	Lbs.	10,794,646	791,545	10,152,649	726,030	9,089,058	605,729	12,604,519	898,239	14,946,984	1,081,877
Straw	Tons	78,509	169,812	58,725	127,199	15,943	35,155	11,425	25,769	9,799	24,558
Sugar—											
Refined and candy	Cwt.	18,096,163	10,460,657	19,689,603	11,802,374	18,819,749	12,185,787	18,887,438	12,621,207	16,883,107	13,133,352
Unrefined	"	15,257,886	6,834,883	14,960,172	7,331,780	14,682,817	7,817,640	16,302,696	9,070,687	17,620,990	11,420,857
Molasses	"	2,656,469	517,621	2,799,616	548,635	2,702,519	564,133	3,089,244	678,789	3,108,106	700,994
Glucose	"	1,457,444	640,355	1,179,164	510,145	900,880	424,053	932,649	462,940	1,250,155	595,808
Tallow and stearine	"	1,933,836	2,795,821	2,100,169	3,505,091	2,056,717	3,111,495	2,196,556	3,359,962	2,462,771	4,194,489
Tea	Lbs.	322,401,707	9,910,761	318,412,369	10,754,406	324,572,581	10,742,644	342,650,496	11,623,680	333,201,408	11,389,821
Tobacco—											
Unmanufactured	"	115,526,329	3,090,646	98,780,344	3,072,662	119,035,723	3,863,626	126,911,808	3,739,628	111,257,544	3,435,593
Manufactured, of all kinds	"	3,802,878	1,628,181	3,402,312	1,143,170	3,620,973	1,303,527	3,499,062	1,247,035	3,302,453	1,189,189

Toys	...	1,231,729	...	1,279,485	...	1,208,066	...	1,138,606	...	1,291,608
Vegetables, preserved by canning	Cwt.	279,904	292,308	339,639	337,492	356,984	348,271	376,046	371,329	402,147	389,352
Vegetables, raw—											
Onions	Bush.	8,310,534	953,615	8,645,048	1,036,231	7,896,109	993,669	7,470,772	1,213,518	8,123,910	1,042,674
Potatoes	Cwt.	3,819,787	1,332,027	8,249,366	2,371,545	7,039,323	1,967,216	4,281,078	1,407,875	3,398,786	1,201,561
Tomatoes	"	1,124,700	953,475	1,135,499	1,020,805	1,160,283	955,985	1,161,308	954,400	1,251,233	992,082
Unenumerated		...	404,928	...	365,230	...	371,209	...	402,744	...	420,154
Watches and parts thereof		...	833,390	...	919,416	...	961,801	...	918,083	...	971,536
Wax, (not paraffin)	Cwt.	74,540	355,513	70,746	330,692	60,600	249,969	67,059	275,388	61,329	259,019
Whalebone	"	5,188	66,598	4,900	48,306	5,572	56,194	5,779	64,062	7,710	43,509
Wine	Galls.	13,103,304	4,214,878	13,178,733	4,010,333	11,877,155	3,502,702	12,334,473	3,746,489	13,734,640	4,248,814
Wood and timber—											
Hewn	Loads	3,246,731	6,411,243	3,512,220	6,989,420	3,880,251	6,878,495	3,428,061	5,783,838	3,646,970	6,629,388
Sawn or split	"	6,692,260	18,534,958	5,985,588	17,146,823	5,488,430	14,521,127	5,721,901	15,469,624	5,996,224	17,016,188
Staves	"	139,011	632,568	171,721	736,422	147,025	682,105	126,339	546,187	167,205	694,016
Furniture woods and hardwoods—											
Mahogany	Tons	84,048	722,835	104,112	893,288	119,481	1,012,949	76,202	609,352	95,776	785,992
Unenumerated	"	195,176	1,205,806	199,953	1,327,101	189,672	1,211,493	196,702	1,182,578	174,655	1,081,115
Woods, mfrs. of—											
Furniture, house frames, &c		...	885,451	...	790,025	...	657,564	...	576,723	...	611,763
Other sorts (including wood ware and wood turnery)		...	1,131,277	...	1,130,691	...	1,313,353	...	1,477,535	...	1,726,709
Wool—											
Alpaca, Vicuna and Llama	Lbs.	5,799,903	301,417	5,049,380	274,907	4,775,666	284,183	5,277,539	290,014	5,876,680	324,664
Mohair (Angora, Goats' hair)	"	27,442,623	1,735,032	31,334,40	2,027,845	25,383,396	1,412,106	30,333,791	1,514,607	29,951,746	1,513,475
Sheep's and lambs'	"	639,342,939	27,146,133	759,237,245	32,693,011	719,044,881	27,997,328	803,432,548	31,886,375	797,418,403	33,841,537
Other kinds and flock	"	12,361,640	388,460	12,499,226	393,770	7,708,225	243,852	12,326,175	385,199	12,332,732	438,140
Woollen rags	"	99,892,110	946,383	113,423,418	1,070,482	90,533,449	809,670	108,479,488	965,875	138,871,674	1,244,677
Woollen yarn of all kinds	"	27,563,671	2,785,636	27,075,880	2,684,779	22,497,655	2,302,940	23,985,703	2,441,018	27,516,472	2,795,574
Woollen and worsted mfrs.—											
Carpets and carpet rugs	Sq. yds.	...	580,619	1,819,546	593,812	1,385,558	460,035	1,544,093	567,150	1,660,975	607,105
Cloths	Yds.	3,889,564	556,013	3,247,202	443,265	2,851,797	389,957	2,714,260	404,471	2,549,589	400,581
Hosiery		...	396,829	...	396,856	...	402,904	...	463,599	...	554,876
Mohair braids and laces		...	7,753	...	12,222	...	26,446	...	43,015	...	14,345
Stuffs, flannels and delaines	Yds.	91,564,459	6,608,839	74,915,030	5,679,889	69,631,425	5,185,941	63,728,957	5,347,628	61,031,329	4,790,021
Travelling rugs, coverlets &c	Sq. yds.	...	...	...	...	...	...	...	...	125,637	15,669
Unenumerated		...	1,138,442	...	978,721	...	731,684	...	460,875	...	421,092
Yeast	Cwt.	171,106	353,341	183,821	357,033	191,459	373,147	196,016	381,545	203,916	394,121
Parcel post (goods free of duty)	No.	1,349,580	1,511,779	1,437,825	1,523,954	1,458,064	1,448,986	1,434,580	1,477,215	1,573,644	1,568,879
Total value of principal and other articles		...	607,888,500	...	645,807,942	...	592,953,487	...	624,704,957	...	678,257,024

UNITED KINGDOM.

TOTAL Quantities and Values of the Principal Articles, the Produce and Manufacture of the United Kingdom, Exported during the Years ended December 31, 1906 to 1910, inclusive.

ARTICLES.	1906.		1907.		1908.		1909.		1910.	
	Quantity.	Value.	Quantity.	Value.	Quantity.	Value.	Quantity.	Value.	Quantity.	Value.
		£		£		£		£		£
Aerated waters ... Doz. bottles	1,290,255	210,590	1,414,971	225,077	1,138,806	181,054	1,284,267	207,062	1,438,068	234,911
Animals—Horses ... No.	60,414	1,205,302	60,383	1,128,582	53,090	935,595	55,910	1,078,484	59,149	1,293,938
All other	...	593,357	...	415,343	...	277,071	...	316,603	...	323,408
Apparel and slops	...	5,376,012	...	5,634,404	...	5,016,387	...	5,645,539	...	7,411,670
Arms, ammunition and military stores	...	3,306,405	...	3,004,753	...	2,898,745	...	2,438,903	...	3,326,840
Bags and sacks, empty ... Doz.	3,006,426	759,773	3,400,493	926,432	3,622,737	777,477	3,623,197	733,405	3,698,252	783,602
Beer and ale ... Bbls.	544,014	1,815,620	604,794	1,885,918	551,051	1,697,703	572,142	1,742,368	590,346	1,793,185
Biscuits and cakes ... Cwt.	342,863	1,005,673	331,967	1,023,091	312,320	1,016,040	317,635	1,079,807	378,574	1,240,156
Bladders, casings and sausage skins	...	468,953	...	204,672	...	239,873	...	289,964	...	358,070
Books, printed ... Cwt.	327,139	2,028,560	327,069	2,084,152	332,662	2,017,912	340,954	2,111,962	378,690	2,273,195
Bricks ... M.	93,604	276,825	101,138	320,613	82,593	269,023	81,300	253,749	90,857	279,220
Brooms and brushes ... Doz.	393,189	174,102	488,442	199,345	400,149	186,151	457,251	193,439	526,956	222,921
Butter ... Cwt.	12,966	68,457	12,305	68,591	10,015	59,324	9,216	54,807	9,244	56,256
Candles ... Lbs.	36,261,600	595,304	31,788,700	556,950	29,885,300	504,168	31,264,300	495,861	32,735,248	485,218
Caoutchouc, manufactures of	...	1,811,497	...	2,032,437	...	1,643,330	...	1,781,512	...	2,008,433
Carriages, &c.—										
Railway carriages for passengers and parts thereof	...	765,351	...	1,183,858	...	756,891	...	363,053	...	556,063
Railway wagons, trucks, &c., and parts thereof	...	2,529,031	...	3,166,369	...	2,466,457	...	2,013,018	...	1,584,291
Cycles and parts thereof	...	1,140,235	...	1,288,044	...	1,419,895	...	1,637,870	...	1,957,287
All other sorts	...	1,469,129	...	2,141,596	...	1,786,207	...	2,149,829	...	3,336,847
Cattle and other animal foods	...	227,189	...	193,526	...	182,339	...	398,932	...	464,962
Cement ... Tons	657,955	996,663	764,264	1,267,532	598,376	955,935	598,253	886,779	735,817	1,062,345
Cheese ... Cwt.	9,897	40,201	9,524	39,640	8,797	37,534	8,370	37,759	8,134	37,944
Chemical products and preparations—										
Bleaching materials and preparations Cwt.	998,726	209,471	1,077,688	229,844	790,090	171,220	911,854	195,836	1,007,581	210,537
Coal products, not dyes	...	1,445,358	...	1,542,998	...	1,542,272	...	1,455,210	...	1,678,783
Cyanide of potassium or sodium ... Cwt.	...	...	...	...	148,585	598,663	145,721	584,547	155,364	633,329
Disinfectants, insecticides, &c. ... "	...	...	...	...	277,294	381,768	335,050	437,150	331,608	437,823
Dyestuffs	...	343,521	...	356,215	...	265,668	...	340,842	...	337,349
Glycerine ... Cwt.	157,710	307,832	199,840	379,682	156,726	344,398	200,140	476,505	238,062	653,180

Soda compounds	"	5,431,277	1,607,857	5,704,511	1,889,743	4,632,752	1,563,468	5,395,181	1,702,985	6,286,747	1,874,752
Sulphate of copper	Tons	42,933	996,282	45,304	1,318,203	71,288	1,593,077	44,830	854,278	42,706	783,425
Unenumerated		.....	2,997,328	.....	3,037,540	.....	2,039,255	.....	2,232,182	.....	2,467,882
Clay unmanufactured	Tons	602,496	653,936	654,992	706,619	631,129	667,357	659,805	713,060	713,662	778,760
Clocks, watches, clock and watch movements and parts thereof		.....	76,137	.....	67,949	.....	39,218	.....	42,843	.....	58,672
Coal, cinders, &c.—											
Coal	Tons	55,599,771	30,069,307	63,600,947	40,170,296	62,547,175	39,546,169	63,076,799	35,319,070	62,085,476	36,099,560
Coke and cinders	"	815,224	593,785	981,418	856,969	1,193,036	955,432	1,161,626	836,570	964,053	706,723
Fuel, manufactured	"	1,377,209	841,199	1,480,893	1,091,729	1,440,438	1,114,322	1,455,842	974,338	1,470,791	1,007,077
Cocoa or chocolate, ground or prepared or in anyway manufactured	Lbs.	2,366,841	134,411	3,282,836	187,574	2,618,879	152,182	2,931,387	170,135	3,541,982	198,876
Cordage and twine	Cwt.	312,891	788,262	342,094	896,691	338,591	827,352	396,821	882,362	432,399	991,486
Corn, grain and meal	"	7,386,512	2,571,796	8,466,520	3,089,163	9,036,313	3,522,912	9,076,945	3,399,004	9,091,522	3,416,637
Cotton, yarn and twist—											
Gray	Lbs.	168,687,100	9,753,612	209,080,600	13,251,395	178,516,400	10,601,217	181,969,800	9,927,316	160,476,100	11,312,417
Bleached and dyed	"	38,691,600	2,084,991	31,996,100	2,165,576	36,245,800	2,243,483	33,253,600	1,894,829	31,153,000	2,025,363
Cotton manufactures—											
Piece goods, unbleached, gray	1,000 yds.	2,325,696	22,771,415	2,133,255	22,422,759	1,910,690	19,970,591	2,091,930	20,187,529	1,927,913	20,578,739
" bleached, white	" "	1,684,530	19,690,452	1,769,247	21,296,498	1,555,303	18,838,345	1,584,988	18,404,749	1,598,675	19,698,353
" printed	" "	1,131,371	14,444,412	1,207,387	15,823,643	1,030,824	13,399,144	1,012,899	12,510,718	1,239,153	16,120,808
" dyed or manufactured of dyed yarn	" "	1,119,174	18,765,989	1,187,790	21,505,351	1,033,912	18,019,433	1,032,301	17,174,848	1,251,884	22,287,538
" of mixed materials (cotton predominating)	" "	.....	.....	29	956	80	3,970	40	1,545	.....	.....
Total of piece goods	" "	6,260,771	75,372,268	6,297,708	81,049,207	5,530,809	70,231,486	5,722,158	68,279,389	6,017,625	78,685,438
Lace and patent net		.....	4,396,957	.....	4,871,889	.....	3,856,422	.....	4,281,919	.....	4,244,118
Stockings and socks	Doz. prs.	681,201	196,350	669,861	200,720	698,745	194,763	680,072	189,078	822,969	221,977
Thread for sewing	Lbs.	26,542,200	4,026,050	31,726,700	4,944,499	27,810,900	4,342,492	29,724,300	4,726,823	24,397,800	4,192,824
Hosiery (other sorts) and small wares		.....	3,751,687	.....	3,953,806	.....	2,725,112	.....	3,101,184	.....	3,954,528
Total cotton manufactures		.....	87,743,312	.....	95,020,121	.....	81,350,275	.....	80,578,393	.....	91,298,885
Earthenware and chinaware		.....	2,381,663	.....	2,648,811	.....	2,344,118	.....	2,315,130	.....	2,779,559
Electrical goods and apparatus (other than machinery, and telegraph and telephone wire)		.....	2,381,743	.....	2,469,927	.....	1,943,104	.....	2,230,799	.....	4,102,602
Engine and boiler packing		.....	179,482	.....	184,541	.....	196,962	.....	174,226	.....	200,642
Fish: Herrings	Bbls.	2,488,815	3,459,976	3,328,931	4,197,955	3,152,690	3,728,663	2,910,301	3,882,997	3,018,319	4,034,368
Other sorts		.....	1,058,305	.....	940,268	.....	875,385	.....	863,408	.....	1,209,239
Fishing tackle		.....	292,680	.....	358,626	.....	342,428	.....	333,427	.....	378,264
Flax and hemp		.....	111,705	.....	187,501	.....	218,711	.....	179,197	.....	266,753
Furniture, cabinet and upholstery wares		.....	760,331	.....	801,603	.....	661,265	.....	748,742	.....	987,275
Glass—											
Plate	Cwt.	139,331	206,295	152,923	252,574	168,608	274,431	186,492	301,360	231,866	372,189
Flint	"	63,876	209,267	70,527	216,121	61,829	197,444	72,240	241,759	75,571	243,320
Common bottles		.....	486,239	.....	554,454	.....	501,436	.....	484,582	.....	534,956
Other sorts	Cwt.	442,881	376,044	463,200	376,933	467,540	382,605	466,346	344,418	584,338	422,035

UNITED KINGDOM.

TOTAL Quantities and Values of the Principal Articles, the Produce and Manufacture of the United Kingdom, Exported, &c.—*Continued.*

ARTICLES.	1906.		1907.		1908.		1909.		1910.	
	Quantity.	Value.	Quantity.	Value.	Quantity.	Value.	Quantity.	Value.	Quantity.	Value.
		£		£		£		£		£
Glue, size and gelatine ..... Cwt.	240,698	188,431	264,735	212,885	265,480	211,073	290,085	226,135	300,350	242,529
Grease, tallow and animal fat ..... "	726,697	925,129	813,814	1,092,439	692,785	906,816	712,369	929,228	719,705	965,688
Haberdashery and millinery	.....	1,337,292	.....	1,395,767	.....	1,164,125	.....	1,038,902	.....	1,090,588
Hardware and cutlery, unenumerated	.....	3,064,620	.....	3,310,439	.....	2,772,482	.....	2,769,366	.....	3,246,052
Hatters' wares	.....	192,415	.....	232,290	.....	178,841	.....	251,722	.....	348,529
Hats of all sorts ..... Doz.	1,052,477	1,442,305	1,126,064	1,543,360	1,077,072	1,502,247	1,161,541	1,606,534	1,386,783	1,999,962
Hides, raw ..... Cwt.	279,998	757,010	193,662	520,130	242,569	570,672	285,084	800,812	196,962	552,021
Implements and tools of industry	.....	2,078,935	.....	2,243,409	.....	2,028,015	.....	1,943,058	.....	2,310,517
Instruments and apparatus, scientific (other than electrical)	.....	662,215	.....	812,205	.....	652,748	.....	657,385	.....	808,454
Jewellery	.....	134,006	.....	143,787	.....	130,425	.....	127,080	.....	129,895
Jute yarn ..... Lbs.	53,060,600	865,475	67,518,600	1,232,238	50,075,200	713,291	54,318,700	654,869	58,852,700	697,741
Jute mfrs.—Piece goods ..... Yds.	172,968,200	2,463,845	179,376,600	2,748,755	167,011,300	2,024,540	188,024,700	2,106,022	176,435,800	2,062,322
Other mfrs., N.E.S.	.....	133,648	.....	127,809	.....	119,806	.....	143,707	.....	152,905
Leather, unwrought ..... Cwt.	230,738	2,596,730	222,394	2,632,467	183,348	2,210,666	214,369	2,542,699	220,554	2,814,840
" wrought, boots and shoes .. Doz. prs.	783,974	1,956,943	786,858	2,040,554	764,197	2,083,754	839,980	2,295,234	1,086,638	3,029,892
" " other articles	.....	805,276	.....	811,538	.....	701,475	.....	803,936	.....	872,006
Linen, yarn ..... Lbs.	14,978,200	1,007,963	16,442,000	1,242,638	13,705,900	903,467	15,532,900	952,864	18,548,900	1,196,948
Linen manufactures										
Piece goods, bleached or unbleached. Yds.	173,334,200	4,715,375	166,364,600	4,833,506	132,987,100	3,596,575	197,536,000	4,905,734	195,091,000	5,304,020
" checked, printed or dyed. "	13,372,100	394,165	14,264,500	466,380	14,967,200	464,975	23,147,900	658,779	21,626,400	617,338
" sail cloth ..... "	4,251,400	217,415	4,370,000	227,093	3,939,600	203,530	3,250,900	162,395	3,850,600	194,056
Total piece goods ..... "	196,957,700	5,326,955	184,999,100	5,526,979	151,893,900	4,265,080	223,934,800	5,726,908	220,568,000	6,115,414
Thread for sewing ..... Lbs.	2,181,100	251,168	2,381,700	296,134	2,233,700	274,226	2,263,800	288,603	2,738,900	342,208
Unenumerated	.....	1,424,470	.....	1,522,627	.....	1,259,892	.....	1,529,650	.....	1,823,072
Total linen manufactures	.....	7,002,593	.....	7,345,740	.....	5,799,198	.....	7,545,161	.....	8,280,694
Lucifer and vesta matches	.....	65,754	.....	76,335	.....	85,499	.....	89,803	.....	86,465
Machinery belting	.....	957,153	.....	1,135,584	.....	1,030,808	.....	1,049,239	.....	1,242,509
Manure (including sulphate of ammonia and other chemical manures) ..... Tons	583,251	3,632,217	611,488	4,003,404	654,748	3,937,329	764,193	4,380,731	819,966	4,922,438

Meat (except poultry and game)	Cwt.	216,069	740,930	227,602	882,000	195,660	770,981	185,745	737,928	186,129	824,524
Medicines, drugs and medicinal preparations		.....	1,549,471	.....	1,735,119	.....	1,543,872	.....	1,718,086	.....	1,875,333
Metals, including ores) and mfrs. of—											
Antimony, ore and regulus	Tons	4,336	353,495	5,604	402,616	4,992	163,132	1,724	143,068	3,735	108,572
Brass and mfrs. of, not being ordnance	"	13,369	1,329,862	11,525	1,390,040	10,192	1,059,672	10,331	1,029,934	12,894	1,285,385
Copper, ore of	"	6	290	8	386	17	319	2,333	44,083	221	3,186
" unwrought, in ingots, cakes or slaos and precipitate	"	19,112	1,696,253	25,210	2,519,664	14,634	932,162	12,269	783,522	11,894	758,025
" wrought or manufactured	"	22,958	2,057,226	24,308	2,522,106	34,783	2,509,330	28,178	1,961,845	38,320	2,582,007
Iron ore	"	15,764	20,042	15,298	25,789	4,406	9,752	5,103	12,380	7,366	12,449
Iron or steel, old (except old rails)	"	177,540	576,781	159,766	547,660	132,987	403,597	162,582	497,378	147,725	464,474
Iron and steel and mfrs. of—											
Iron											
Cast-iron and manufactures thereof, unenumerated	"	16,085	504,969	12,509	522,530	47,575	591,510	43,706	565,804	55,762	736,716
Pig iron	"	1,662,820	5,807,450	1,942,335	7,195,540	1,294,045	4,093,566	1,135,310	3,665,506	1,205,441	4,108,555
Puddled bars	"	2,989	17,166	1,604	10,192	2,476	15,479	5,385	30,404	5,284	30,139
Wrought in bars, rods, angels, and shapes or sections	"	151,076	1,213,027	159,120	1,362,617	118,617	940,369	111,652	865,023	141,437	1,109,701
Wrought iron and manufactures thereof, unenumerated	"	49,106	987,244	51,955	1,096,885	53,173	1,030,989	57,341	1,091,882	64,157	1,272,193
Iron and steel—											
Anchors, grapnels, chains and cables	"	33,929	595,092	33,112	598,504	27,826	491,652	25,982	441,870	28,478	497,520
Armour plates	"	17	1,515	770	70,308	2,847	258,104	69	6,742	8	1,360
Bedsteads	"	18,354	487,763	18,391	548,775	15,002	422,761	16,300	474,724	21,407	611,102
Black plates for tinning	"	65,615	654,985	71,531	751,308	61,098	618,542	60,064	589,088	55,795	566,684
Bolts and nuts	"	22,496	407,024	26,224	507,954	21,397	405,018	19,777	358,894	21,506	377,569
Chairs and sleepers	"	73,367	383,052	91,854	542,834	67,450	382,685	74,258	404,808	62,187	320,370
Galvanized sheets	"	442,414	5,896,866	467,889	6,882,603	390,124	5,426,238	494,873	6,495,641	596,849	7,425,602
Hoops and strips	"	45,311	386,955	54,138	489,804	39,336	339,490	39,992	334,734	48,637	415,677
Machinery and mill work											
Steam engines—	"										
Agricultural	"	28,406	1,135,646	25,127	1,622,083	24,567	1,016,103	23,867	964,892	31,132	1,243,991
Locomotive	"	55,627	2,895,293	62,362	3,432,841	52,693	3,000,884	51,493	2,767,288	45,156	2,468,387
Other	"	80,173	2,831,144	93,235	3,444,803	76,175	3,503,978	66,434	3,068,168	75,363	3,545,417
Other machinery											
Agricultural	"	32,837	1,171,471	30,738	1,132,560	34,845	1,295,538	36,532	1,306,885	40,326	1,443,302
Electrical of all kinds	"	12,095	841,757	12,992	995,709	18,482	1,354,018	18,698	1,432,174	21,637	1,602,676
Mining	"	21,909	732,862	25,149	875,151	25,821	912,786	27,746	958,226	38,746	1,280,660
Sewing machines	"	27,280	1,576,816	29,385	1,834,046	25,182	1,566,182	27,869	1,825,795	26,900	1,730,542
Textile	"	158,319	6,710,113	184,589	8,038,772	190,560	8,829,001	174,991	8,239,994	161,362	7,614,203
Other descriptions	"	212,397	8,876,187	254,696	10,970,288	229,034	9,521,026	191,261	7,494,221	216,014	8,642,202
Nails, screws and rivets	"	29,431	515,823	28,718	555,980	23,749	472,641	24,035	487,708	26,567	542,110
Rails	"	460,328	2,591,363	429,161	2,806,096	452,521	2,769,344	580,215	3,357,010	482,327	2,825,504
Railroad, unenumerated	"	80,577	854,874	64,854	679,144	60,242	575,027	66,862	616,172	63,023	592,250
Ship, bridge, boiler and other plates and sheets	"	275,045	2,273,137	300,213	2,605,259	207,211	1,707,674	167,173	1,422,803	194,733	1,728,318

UNITED KINGDOM.

TOTAL Quantities and Values of the Principal Articles, the Produce and Manufacture of the United Kingdom, Exported, &c.—*Continued.*

ARTICLES.	1906.		1907.		1908.		1909.		1910.	
	Quantity.	Value.	Quantity.	Value.	Quantity.	Value.	Quantity.	Value.	Quantity.	Value.
		£		£		£		£		£
Metals, &c.—*Con.*										
Iron or steel and mfrs. of.—*Con.*										
Iron and steel.—*Con.*										
Tinned plates and tinned sheets. Tons	374,802	4,936,868	405,228	5,917,104	462,869	5,480,075	439,747	5,767,951	482,981	6,545,024
Tubes and pipes and fittings.... "	295,174	2,932,534	348,742	3,549,872	277,352	3,075,619	280,779	2,942,557	357,826	3,586,439
Tyres, axles and wheels..... "	51,659	925,083	69,302	1,286,318	59,783	1,210,107	52,976	1,050,881	48,057	908,557
Wire..... "	95,065	1,964,038	101,471	2,189,404	91,288	1,880,131	105,715	1,978,241	122,512	2,318,888
Steel—										
Ingots, blooms, billets, slabs, sheet bars and tin-plate bars.. "	11,734	88,623	13,440	111,169	2,413	25,090	3,167	25,343	3,360	29,697
In bars, angles, rods and shapes or sections .. "	199,115	2,704,106	231,917	3,154,600	168,271	2,148,396	161,483	2,238,502	227,202	2,952,970
Girders, beams, joists and pillars..... "	107,115	983,528	106,071	1,004,321	106,131	857,448	140,198	925,116	128,232	921,914
Manufactures of steel or of steel and iron, unenumerated..... "	88,576	1,727,510	91,578	2,121,265	100,725	2,187,073	100,740	2,054,768	144,138	2,551,512
Total iron and steel.....	5,311,243	66,612,184	5,867,800	78,306,639	4,773,880	68,405,544	4,829,690	66,249,785	5,244,645	72,248,051
Lead, ore..... Tons	6,401	70,702	7,283	87,508	4,788	46,009	3,263	31,389	1,497	14,246
" pig ..... "	27,340	495,003	27,022	549,836	31,669	441,837	28,055	371,100	29,525	387,453
" manufactures of..... "	17,555	337,593	16,350	368,945	17,759	325,368	17,613	311,186	17,311	313,576
Tin, unwrought..... "	8,485	1,508,360	8,674	1,552,192	9,336	1,241,128	11,191	1,478,227	12,377	1,866,065
Zinc, ore..... "	12,942	81,003	11,329	68,469	3,772	15,765	1,643	7,274	4,166	18,667
" or spelter, crude or in cakes... "	6,636	163,883	5,185	115,422	7,026	139,004	7,404	159,969	7,758	180,776
" manufactures of..... "	1,218	47,027	1,368	52,008	1,376	46,806	1,143	37,588	1,343	45,896
Ores, unenumerated..... "	1,422	22,800	2,349	28,315	311	8,981	918	12,530	5,943	35,498

Metals and mfrs. thereof, unenumerated ... Tons	16,841	1,433,812	14,467	1,425,170	14,971	1,292,359	16,994	1,621,922	18,484	1,805,467
Total metals, &c.	...	76,806,556	...	89,962,765	...	77,040,765	...	74,753,180	...	82,129,733
Milk, condensed ... Cwt.	324,293	665,939	339,344	714,620	355,922	756,568	334,206	719,015	439,236	924,433
Musical instruments and parts thereof	...	270,046	...	293,462	...	262,320	...	290,289	...	376,851
Oil, seed ... Tons	55,058	1,214,586	58,307	1,552,288	58,365	1,483,662	64,794	1,622,191	98,392	3,086,627
" other sorts	...	1,225,409	...	1,559,380	...	1,342,899	...	1,596,664	...	2,277,745
" seed cake not sweetened ... Tons	26,127	122,593	22,174	106,683	16,478	95,141	110,470	678,166	175,422	1,087,183
" and floor cloths ... Sq. yds.	48,874,000	2,107,205	52,432,700	2,381,495	40,650,400	1,996,476	45,641,400	2,231,590	54,292,300	2,631,641
Painters' colours and materials	...	2,431,951	...	2,559,007	...	2,290,099	...	2,404,667	...	2,693,305
Paper, hanging ... Cwt.	89,514	215,655	87,858	216,518	83,827	217,310	91,088	229,025	116,820	281,238
" printing ... "	...	...	...	...	1,060,831	1,053,973	1,269,974	1,208,152	1,546,592	1,464,183
" other sorts	...	1,848,161	...	2,127,712	...	1,043,684	...	1,122,194	...	1,377,278
" making materials ... Tons	112,957	713,970	122,876	753,001	112,458	543,977	152,738	678,049	165,217	744,278
Perfumery, except spirits perfumed in bond	...	174,631	...	188,576	...	199,702	...	228,654	...	275,347
Pickles, vinegar, sauces, condiments, preserved fruits and confectionery	...	1,923,328	...	1,821,753	...	1,771,305	...	2,023,331	...	2,367,828
Pictures ... No.	15,655	240,545	10,079	218,168	10,850	255,652	13,748	375,900	16,789	349,253
Plate, gold and silver ... Ozs.	200,300	63,076	225,366	71,162	200,189	69,763	280,510	89,367	419,310	150,945
Plated and gilt wares	...	648,968	...	709,977	...	636,614	...	721,494	...	868,381
Potatoes ... Cwt.	805,554	142,457	287,451	59,777	583,142	102,428	3,595,012	558,316	678,759	117,588
Prints, engravings, drawings, oleographs, photographs on paper, maps and charts	...	172,110	...	192,756	...	230,354	...	257,895	...	219,659
Provisions, unenumerated	...	658,539	...	590,000	...	582,021	...	660,467	...	790,688
Saddlery and harness	...	568,396	...	578,430	...	434,033	...	430,545	...	484,189
Salt (except table salt) ... Tons	622,307	442,442	582,379	451,980	523,696	421,801	515,443	435,154	562,812	465,207
Seeds of all sorts ... Cwt.	363,929	387,174	495,711	675,966	391,755	523,208	396,606	548,975	397,273	540,104
Ships and boats new (not registered as British or registered as British only for purposes of delivery or transfer abroad)	...	8,644,171	...	10,018,113	...	10,567,475	...	5,927,114	...	8,770,204
Silk thrown and spun-silk yarn ... Lbs.	922,842	323,873	1,069,416	401,336	871,883	351,076	1,248,811	381,292	1,467,719	511,909
Silk manufactures—										
Broad piece goods ... Yds.	13,464,333	1,420,419	13,018,370	1,364,863	8,517,543	829,433	10,073,514	985,037	11,612,184	1,167,623
Of other sorts	...	438,215	...	644,750	...	505,113	...	493,650	...	656,194
Skins and furs of all sorts	...	1,864,949	...	1,735,240	...	1,267,461	...	1,857,366	...	1,960,245
Soap ... Cwt.	1,210,130	1,309,556	1,240,107	1,458,955	1,205,920	1,398,466	1,322,070	1,536,368	1,492,463	1,797,543
Spirits—British and Irish ... Pf. galls.	7,310,836	2,985,071	7,819,839	3,115,279	8,247,701	3,013,830	7,846,987	3,111,537	9,799,753	3,471,217
Other	...	101,877	...	110,611	...	107,225	...	109,279	...	126,033
Stationery, other than paper	...	1,596,656	...	1,780,446	...	1,527,187	...	1,571,750	...	1,650,242
Stones and slate	...	334,783	...	352,740	...	313,128	...	294,946	...	348,989
Sugar—Refined ... Cwt.	897,365	561,690	673,389	467,865	529,212	384,876	645,203	469,780	627,288	498,472
Molasses, treacle, syrup and glucose	...	193,737	...	237,937	...	268,714	...	283,389	...	345,076
Tobacco and manufactures of	...	1,060,660	...	1,262,498	...	1,399,994	...	1,678,268	...	2,042,593
Toys and games	...	479,162	...	534,066	...	532,488	...	587,784	...	707,118

UNITED KINGDOM.

TOTAL Quantities and Values of the Principal Articles, the Produce and Manufacture of the United Kingdom, Exported, &c.—*Concluded.*

ARTICLES.	1906.		1907.		1908.		1909.		1910.	
	Quantity.	Value.	Quantity.	Value.	Quantity.	Value.	Quantity.	Value.	Quantity.	Value.
		£		£		£		£		£
Umbrellas and parasols	.....	498,180	.....	557,397	.....	470,187	.....	388,000	.....	482,411
Wood and timber	.....	636,937	.....	718,170	.....	693,758	.....	811,004	.....	977,777
Wool ... Lbs.	107,184,900	6,479,809	104,303,000	6,645,593	103,025,500	5,283,418	138,695,900	7,354,601	109,286,800	7,110,915
Woollen and worsted manufactures—										
Woollen and worsted yarn ... "	55,328,000	5,339,531	58,098,600	6,014,107	50,911,900	4,608,556	58,261,100	4,004,357	67,893,700	6,548,928
Yarn, alpaca and mohair ... "	16,592,000	2,062,438	17,780,100	2,303,463	13,766,400	1,764,395	15,808,800	1,925,837	17,372,100	2,189,484
Yarn, hair or wool, N.O.E. ... "	7,329,100	279,971	6,825,400	252,424	6,628,100	243,207	7,245,700	247,631	8,988,100	307,982
Woollen tissues ... Yds.	79,957,400	9,734,575	84,881,100	10,311,046	75,659,700	9,644,812	78,698,700	10,206,696	95,274,100	12,546,038
Worsted coating and stuffs ... "	99,230,700	6,827,700	99,011,700	7,393,489	74,180,500	5,932,674	85,131,200	6,577,916	95,369,600	7,874,345
Damasks, tapestry and other furniture stuffs, also wool and mohair plushes ... "	325,200	49,105	436,400	78,475	381,800	71,124	537,000	87,597	560,300	102,972
Flannels ... "	8,754,000	321,136	8,705,900	341,021	6,866,400	269,565	7,500,400	284,143	8,433,000	324,487
Carpets and druggets ... "	9,530,800	1,123,086	9,450,000	1,232,160	5,692,100	776,259	6,844,600	879,901	9,071,400	1,312,870
Blankets ... Pairs	734,955	299,296	793,918	348,520	624,080	254,839	648,888	278,049	962,824	445,995
Of other sorts ...	.....	2,229,123	.....	2,446,463	.....	2,205,224	.....	2,331,748	.....	2,474,880
Total woollen and worsted manufactures (except yarns) ...	.....	20,584,021	.....	22,151,174	.....	19,154,497	.....	20,646,050	.....	25,081,587
Parcel post ... No.	2,629,281	4,417,221	2,862,273	5,106,226	2,716,447	4,845,473	3,356,199	5,534,894	3,487,241	6,527,026
Total value of principal and other articles the produce and manufacture of the United Kingdom ...	.....	375,575,338	.....	426,035,083	.....	377,103,824	.....	378,180,347	.....	430,384,772

UNITED KINGDOM.

TOTAL Quantities and Values of the Principal Articles of Foreign and Colonial Merchandise Exported during the Years ended December 31, 1906 to 1910, inclusive.

ARTICLES.		1906.		1907.		1908.		1909.		1910.	
		Quantity.	Value.	Quantity.	Value.	Quantity.	Value.	Quantity.	Value.	Quantity.	Value.
			£		£		£		£		£
Animals		.....	151,970	.....	121,996	.....	115,800	.....	234,171	.....	212,567
Arms and ammunition		.....	195,179	.....	76,174	.....	73,786	.....	75,422	.....	44,202
Bacon and hams	Cwt.	162,376	464,823	149,902	449,371	121,860	378,002	105,488	361,770	90,985	391,415
Beads of all sorts	Lbs.	670,695	29,463	913,670	36,267	626,592	25,811	579,457	21,262	615,102	21,975
Beef, salted	Cwt.	31,581	39,791	26,600	33,807	19,409	28,830	15,895	24,326	11,332	25,261
Bladders, casings and sausage skins		.....	82,417	.....	277,898	.....	297,150	.....	307,787	.....	264,366
Bristles	Lbs.	2,316,584	289,721	2,328,709	307,133	2,099,863	275,407	2,322,223	332,860	2,478,338	385,080
Butter	Cwt.	77,504	396,995	83,591	418,643	55,078	305,729	72,315	383,692	68,344	384,088
Margarine	"	9,847	23,908	8,847	21,211	5,426	13,852	6,235	15,385	7,024	17,420
Caoutchouc	"	330,252	6,375,476	349,026	6,010,947	358,516	5,730,603	397,924	9,118,084	467,872	14,854,063
Cheese	"	55,117	179,051	52,292	173,538	56,902	183,334	57,704	180,349	64,570	203,173
Chemical manufactures and products		.....	309,552	.....	443,987	.....	591,728	.....	675,029	.....	791,913
China or porcelain and earthenware		.....	104,806	.....	123,931	.....	125,166	.....	242,099	.....	150,770
Cocoa, raw	Lbs.	11,442,437	313,265	11,151,165	433,554	13,955,668	447,582	11,530,156	382,218	14,624,688	374,299
Coffee	Cwt.	689,779	1,770,025	538,916	1,349,255	466,278	1,244,624	582,718	1,468,485	753,424	1,860,857
Cordage and twine	"	158,835	160,529	59,797	77,289	33,677	47,149	32,046	40,987	17,643	27,892
Cork, manufactured	Lbs.	2,058,013	117,716	2,257,249	170,504	2,195,358	133,828	1,697,043	121,482	2,075,013	181,649
Corn, grain, meal and flour	Cwt.	3,081,306	1,399,212	3,976,773	1,893,438	3,364,199	1,629,847	3,040,617	1,418,964	3,313,218	1,465,720
Cotton :—Raw	"	2,191,703	6,605,053	2,949,572	9,539,317	2,597,948	8,250,197	2,398,513	7,789,504	2,286,614	9,810,161
Waste	"	33,182,244	495,815	40,384,256	582,459	2,668,709	18,268	3,025,403	26,461	3,065,407	29,282
Manufactures (except lace)		.....	573,150	.....	610,248	.....	647,444	.....	751,058	.....	983,796
Drugs—											
Bark, Peruvian	Cwt.	8,590	15,866	6,195	12,501	6,756	14,930	7,440	13,650	9,296	19,317
Opium	Lbs.	283,133	145,949	397,383	270,287	340,421	224,254	208,910	145,495	192,269	154,765
Unenumerated		.....	357,091	.....	395,716	.....	376,606	.....	401,481	.....	427,271
Dyeing or tanning stuffs—											
Bark for tanning	Cwt.	160,434	71,788	264,199	117,425	327,863	137,775	361,780	162,418	412,574	178,425
Cutch and gambier	Tons	4,225	85,985	4,366	95,608	4,357	94,053	3,655	76,905	1,695	44,200
Indigo	Cwt.	7,062	96,244	6,404	90,086	4,015	63,768	4,023	62,474	3,769	56,487
Unenumerated		.....	197,785	.....	182,209	.....	223,661	.....	225,489	.....	203,638
Embroidery and needlework		.....	102,105	.....	190,186	.....	271,694	.....	462,166	.....	745,150
Feathers, ornamental	Lbs.	629,983	1,039,714	520,677	1,144,589	674,398	1,436,425	748,012	1,758,909	758,576	1,964,010
Fish of all sorts	Cwt.	541,388	1,086,374	480,194	1,025,197	424,639	955,798	468,693	994,795	526,679	1,190,916
Flax, dressed or undressed, and tow	Tons	3,331	145,067	2,850	116,861	3,093	115,092	3,801	167,818	2,668	112,051

UNITED KINGDOM.

TOTAL Quantities and values of the Principal Articles of Foreign and Colonial Merchandise Exported, &c.—*Continued.*

ARTICLES.	1906.		1907.		1908.		1909.		1910.	
	Quantity.	Value.	Quantity.	Value.	Quantity.	Value.	Quantity.	Value.	Quantity.	Value.
		£		£		£		£		£
Flowers, artificial	.....	78,330	.....	94,827	.....	105,418	.....	128,805	.....	110,968
Fruits, (except preserved in sugar):—										
Almonds ... Cwt.	38,827	159,151	46,310	196,096	31,149	126,414	40,499	186,107	42,069	192,926
Currants ... "	40,901	48,379	21,829	31,328	22,128	27,012	18,467	22,378	18,797	26,352
Grapes ... "	89,420	100,007	100,552	108,873	75,590	91,574	88,240	111,511	101,713	118,084
Lemons ... "	20,607	11,787	27,612	14,544	20,457	9,915	23,822	11,328	30,143	16,811
Oranges ... "	291,206	127,597	340,294	136,475	248,421	100,739	223,709	94,514	254,870	107,268
Raisins ... "	29,650	46,205	42,101	69,977	14,667	26,824	15,727	24,209	20,420	38,136
Unenumerated, dried ... "	255,761	165,201	223,799	140,857	207,909	135,141	218,115	140,005	198,271	134,041
All other, N.E.S. ...	.....	438,468	.....	509,175	.....	335,774	.....	405,382	.....	429,675
Glass, all sorts (except bottles) ... Cwt.	40,310	60,530	26,550	44,074	21,005	37,976	27,263	40,086	25,261	42,262
Glass bottles ... Gross	32,698	18,129	58,464	33,150	49,001	25,508	26,832	13,203	25,760	12,553
Gum:—										
Arabic ... Cwt.	17,982	29,535	23,349	36,179	18,407	21,607	20,440	35,740	33,068	60,179
Kowrie ... "	84,326	291,349	130,297	476,905	78,942	354,434	140,695	721,743	112,559	524,148
Lac, seed, shell, stick and dye ... "	64,870	601,345	54,529	515,576	53,100	312,290	67,762	270,097	58,847	221,249
Unenumerated ... "	70,352	236,360	72,661	250,232	44,125	168,374	54,593	215,038	67,374	296,046
Gutta-percha ... "	8,696	72,722	11,327	114,688	4,660	39,356	6,078	52,828	6,809	96,921
Hair, cow, bull or elk ... "	6,921	16,044	4,678	14,510	3,858	11,603	5,382	20,152	3,525	11,583
" horse ... "	7,310	61,269	8,406	70,707	9,345	80,772	9,781	89,853	9,966	97,600
" Unenumerated ...	.....	29,551	.....	37,681	.....	26,787	.....	44,086	.....	117,653
Hardware (other than cutlery) ...	.....	111,159	.....	111,387	.....	80,533	.....	87,580	.....	56,481
Hemp, dressed, or undressed and tow ... Tons	44,918	1,514,361	50,913	1,677,715	39,956	1,093,500	36,505	819,664	44,410	1,072,913
Hides, raw ... Cwt.	386,988	1,205,265	323,617	1,065,239	305,800	1,003,734	425,383	1,388,893	410,884	1,407,216
Hops ... "	3,128	11,611	6,770	24,684	12,763	37,811	6,576	20,302	4,749	25,182
Horns and hoofs ... Tons	1,320	50,329	923	47,521	977	41,826	1,309	47,653	1,096	46,861
Implements and tools (including parts thereof) ...	.....	67,177	.....	80,804	.....	52,829	.....	67,922	.....	94,998
Ivory, animal ... Cwt.	6,677	350,282	6,497	404,058	6,046	333,845	7,781	427,879	7,254	388,828
Jute, raw ... Tons	138,853	3,058,087	138,422	3,285,567	104,853	1,835,002	105,231	1,665,420	95,230	1,546,232
" manufactures ...	.....	1,735,691	.....	1,974,739	.....	1,597,578	.....	1,369,814	.....	1,751,728
Lace, of all kinds ...	.....	2,187,784	.....	2,290,072	.....	1,701,758	.....	1,986,147	.....	1,567,406

Lard	Cwt.	192,279	401,743	164,980	379,481	110,835	256,272	234,467	632,782	119,457	383,907
Leather	"	151,923	1,659,353	139,535	1,642,448	120,101	1,479,318	123,973	1,646,680	133,712	1,861,093
" manufactures		.....	314,120	.....	313,120	.....	293,958	.....	330,788	.....	397,874
Manures—Nitrate of soda (cubic nitre)	Tons	4,723	53,465	6,529	73,640	10,662	106,718	6,917	67,836	7,133	64,925
All other, N.E.S.		.....	52,020	.....	55,367	.....	63,937	.....	123,004	.....	171,664
Matches		.....	161,450	.....	186,521	.....	207,432	.....	224,579	.....	55,095
Meat, preserved, otherwise than by salting	Cwt.	45,187	210,120	48,634	228,801	55,259	242,802	67,809	357,825	58,008	223,875
Metals and ores :—											
Copper, unwrought, part wrought, and old copper	Tons	14,792	1,262,605	17,065	1,605,607	19,637	1,185,735	23,139	1,376,259	31,109	1,798,255
Copper and manufactures of, N.E.S.		.....	45,306	.....	175,801	.....	96,699	.....	38,445	.....	26,256
Iron and steel and mfrs. of :—											
Iron and steel		.....	377,601	.....	406,361	.....	298,699	.....	278,713	.....	336,343
Machinery and millwork	Tons	24,461	1,463,240	24,009	1,432,770	18,988	1,100,543	24,220	1,322,739	11,573	941,155
Lead, pig or sheet	"	13,536	228,595	13,288	262,487	10,195	142,201	7,875	103,545	13,463	175,154
All other, N.E.S.		.....	7,755	.....	29,001	.....	61,554	.....	44,337	.....	58,619
Quicksilver	Lbs.	2,078,439	192,866	2,209,939	206,414	1,676,167	176,459	1,653,868	183,096	1,856,160	207,803
Silver ore		.....	10,812	.....	18,654	.....	26,691	.....	26,532	.....	44,422
Tin, in blocks, ingots, bars or slabs	Tons	32,271	5,804,646	26,761	4,715,971	32,767	4,369,004	30,236	4,059,984	31,539	4,877,271
All other, N.E.S.		.....	273,860	.....	245,020	.....	259,944	.....	171,855	.....	182,422
Zinc and manufactures of		.....	60,399	.....	44,145	.....	56,463	.....	53,406	.....	63,901
Unenumerated, unwrought	Tons	526	83,610	216	54,676	313	60,482	468	69,616	735	110,917
" N.E.S.		.....	376,448	.....	370,916	.....	258,258	.....	239,022	.....	330,455
Milk, condensed	Cwt.	74,905	154,644	34,969	74,030	37,774	82,812	49,528	106,065	54,645	111,023
Muscial instruments		.....	90,072	.....	90,239	.....	101,313	.....	111,711	.....	122,791
Nuts and kernels :—											
For expressing oil therefrom	Tons	12,859	212,352	17,434	327,780	19,072	321,292	25,570	427,846	27,035	539,182
Of other sorts		.....	18,172	.....	31,422	.....	18,533	.....	15,223	.....	20,587
Oil :—											
Cocoanut	Cwt.	139,045	214,293	163,977	301,973	159,979	226,375	116,832	181,518	122,056	249,667
Olive	Tons	2,750	109,155	2,268	103,766	1,490	70,684	1,045	67,162	1,135	67,633
Palm	Cwt.	677,104	754,646	839,099	958,836	877,731	1,055,972	1,016,994	1,226,641	1,205,090	1,820,598
Petroleum	Galls.	6,885,022	195,179	4,994,672	153,151	5,519,097	153,909	4,510,259	119,561	5,978,258	142,177
Seed	Tons	3,406	72,476	3,623	100,244	3,328	84,071	3,271	82,704	3,364	101,050
All other, N.E.S.		.....	202,371	.....	223,161	.....	147,867	.....	179,983	.....	259,299
Oleomargarine or oleo-oil	Cwt.	116,542	205,363	124,268	235,270	135,271	261,335	166,809	358,881	202,870	467,008
Painters' colours and pigments, unenumerated		.....	25,465	.....	27,648	.....	25,311	.....	31,901	.....	22,428
Paper of all kinds (including straw boards and wood pulp boards)	Cwt.	105,461	122,123	137,216	146,948	148,023	149,021	212,274	194,196	282,670	232,312
Paper-making materials	Tons	21,122	165,909	19,595	155,262	9,599	68,997	15,654	117,678	23,847	188,495
Pictures and drawings, by hand	No.	3,567	112,506	3,216	97,572	2,880	69,675	3,941	129,646	2,806	159,776
Pipes of all sorts, for smoking tobacco	Gross	20,234	73,904	27,551	100,751	35,975	127,663	29,000	91,107	31,690	97,503
Plumbago	Tons	1,225	25,664	854	19,814	754	16,463	585	16,670	1,807	22,997
Seeds :—											
Clover and grass	Cwt.	89,673	218,607	70,047	167,780	65,419	142,586	49,279	115,362	41,994	104,623
Flax or linseed	Qrs.	57,342	124,322	76,149	168,678	41,794	92,808	45,409	102,714	167,067	527,707
Rape	"	9,076	20,895	2,080	4,579	1,162	2,820	11,557	24,794	3,631	7,417

UNITED KINGDOM.

TOTAL Quantities and Values of the Principal Articles of Foreign and Merchandise Exported, &c.—*Concluded.*

ARTICLES.	1906.		1907.		1908.		1909.		1910.	
	Quantity.	Value.	Quantity.	Value.	Quantity.	Value.	Quantity.	Value.	Quantity.	Value.
		£		£		£		£		£
Seeds—*Con.*										
Unenumerated, for expressing oil therefrom ... Qrs.	147,220	283,924	182,363	411,080	140,071	268,036	199,463	363,166	136,645	301,655
Unenumerated, other sorts	.....	83,967	.....	66,864	.....	61,749	.....	67,496	.....	172,160
Shells of all kinds	.....	484,526	.....	519,144	.....	433,716	.....	412,111	.....	534,110
Silks:										
Raw ... Lbs.	92,124	59,469	80,645	57,747	42,898	25,698	44,216	27,553	39,782	23,362
Knubs, or husks of silk, and waste ... Cwt.	3,243	31,664	5,007	78,619	2,424	36,216	1,560	57,656	8,197	81,901
All other unmanufactured, N.E.S.	.....	42,190	.....	38,519	.....	32,512	.....	39,435	.....	41,542
Manufactures	.....	1,094,657	.....	1,490,066	.....	1,427,974	.....	1,565,249	.....	1,618,710
Skins and furs :—										
Goat, undressed ... No.	14,728,603	1,575,766	11,139,204	1,255,539	8,822,550	898,397	13,388,101	1,371,835	8,855,788	916,307
Sheep ... "	10,784,925	1,218,636	.....	1,595,428	.....	975,918	.....	1,596,210	.....	1,569,574
All other sorts ... "	72,292,807	3,276,937	71,681,510	3,075,181	64,562,340	2,612,167	62,342,147	3,075,832	66,018,908	3,579,828
Manufactures of skins and furs (including rugs)	.....	295,576	.....	277,006	.....	241,840	.....	317,886	.....	277,811
Spices :—										
Ginger ... Cwt	15,276	22,679	15,639	28,933	14,093	26,152	19,751	38,400	16,410	38,272
Pepper ... Lbs.	7,660,224	171,757	5,607,654	124,633	4,834,322	83,162	6,060,288	90,012	5,356,011	102,854
Unenumerated ... "	5,546,948	138,091	8,112,450	197,635	9,508,451	156,383	6,615,908	123,799	6,188,383	122,735
Spirits :—										
Brandy ... Pf. Galls.	67,900	48,191	59,391	43,258	62,977	44,020	52,830	41,506	58,356	46,722
Rum ... " "	995,795	144,457	1,130,447	169,534	1,071,371	175,540	1,111,467	185,697	956,090	143,471
Other sorts ... " "	177,872	71,290	221,652	45,524	167,978	73,001	162,846	70,435	190,854	69,142
Sponges ... Lbs.	260,549	71,119	305,389	79,428	268,585	65,682	304,865	73,705	278,280	70,522
Starch, farina, dextrine and potato flour Cwt.	18,090	12,400	11,640	8,088	12,743	7,811	16,442	10,323	6,659	5,044
Stationery (other than paper)	.....	138,731	.....	151,444	.....	131,572	.....	143,083	.....	153,296
Stones, slabs and marble, rough, hewn or manufactured (other than works of art) ... Tons	8,230	49,874	9,135	49,151	7,542	48,272	8,607	53,658	14,985	77,104
Straw plaiting for hats and bonnets ... Lbs.	4,936,512	390,536	4,215,634	320,571	3,832,496	298,512	4,867,255	368,080	3,582,527	321,168

Sugar :—											
Refined, including candy	Cwt.	32,996	20,939	17,928	13,498	15,961	12,537	14,761	11,966	23,199	19,178
Unrefined	"	162,457	83,395	70 224	41,780	368,332	230,026	64,133	40,294	388,035	238,239
Molasses	"	6,322	1,979	4,293	1,327	3,199	1,211	6,433	2,301	7,287	2,518
All other, N.E.S.		.....	2,619	.....	10,768	.....	6,131	.....	2,556	.....	3,714
Tallow and stearine	Cwt.	1,005,362	1,450,861	1,964,827	1,783,423	1,014,525	1,536,843	1,068,778	1,645,574	1,295,752	2,259,427
Tea	Lbs.	55,699,433	2,207,859	46,374,518	2,082,221	41,585,565	1,873,513	51,867,953	2,325,186	49,121,009	2,312,172
Tobacco, unmanufactured	"	3,798,755	137,669	4,021,922	136,498	4,305,851	149,807	4,827,349	190,364	4,572,664	192,170
" manufactured	"	504,626	83,504	535,161	80,867	385,686	72,835	353,165	80,429	466,242	75,576
Toys		.....	60,220	.....	69,734	.....	72,306	.....	97,577	.....	105,817
Vegetables, raw		.....	151,123	.....	178,594	.....	151,747	.....	139,484	.....	163,474
Watches and parts thereof		.....	114,870	.....	190,738	.....	255,358	.....	265,687	.....	298,808
Wax	Cwt.	30,578	149,104	20,873	118,748	18,885	87,999	17,632	79,584	13,972	75,528
Wine	Galls.	861,978	505,510	803,621	460,622	692,733	391,839	691,852	408,662	797,809	468,043
Wood and timber :—											
Hewn	Loads	9,662	124,822	8,536	104,473	13,455	121,456	7,576	92,649	12,181	151,478
Sawn or split	"	31,257	189,017	30,180	188,224	24,351	104,235	22,303	104,067	26,324	117,842
Furniture woods and hardwoods, of all sorts	Tons	52,375	493,345	44,087	418,838	41,176	334,766	45,092	429,139	45,203	481,669
All other, N.E.S.		.....	284,866	.....	269,308	.....	278,740	.....	268,402	.....	309,988
Wool, sheep's and lambs'	Lbs.	266,135,040	11,197,764	312,673,305	13,350,811	325,450,849	12,840,735	390,106,753	15,916,535	334,643,583	11,303,325
All other sorts		.....	289,033	.....	247,837	.....	170,709	.....	180,261	.....	177,972
Woollen manufactures		.....	1,068,030	.....	1,097,540	.....	1,070,100	.....	1,148,762	.....	1,134,599
Woollen yarn, including rags		.....	106,845	.....	168,211	.....	85,444	.....	105,870	.....	186,746
Total value of principal and other articles, foreign and colonial merchandise		.....	85,102,480	.....	91,942,084	.....	79,623,697	.....	91,344,819	.....	103,761,045
Total export of produce and manufacture of the United Kingdom		.....	375,575,338	.....	426,035,083	.....	377,103,824	.....	378,180,347	.....	430,384,772
Grand total export		.....	460,677,818	.....	517,977,167	.....	456,727,521	.....	469,525,166	.....	534,145,817

UNITED KINGDOM.

STATEMENT of the Quantities and Values of the Principal Articles of Merchandise Imported into the United Kingdom from Canada and the United States, respectively, during the Years ended December 31, 1901 to 1910, inclusive.

Abbreviations: C., Canada; U.S., United States.

Articles.			Quantities and Values.									
			1901.	1902.	1903.	1904.	1905.	1906.	1907.	1908.	1909.	1910.
Animals, living—												
Oxen, bulls, cows and calves	C	No.	88,211	93,674	190,815	146,599	164,184	174,742	119,028	122,086	113,581	78,691
		£	1,484,860	1,644,478	3,315,776	2,547,453	2,758,427	2,918,415	2,016,115	2,051,372	1,922,082	1,412,781
	U.S.	No.	405,704	324,431	301,757	401,249	399,440	384,834	351,186	259,700	205,449	138,387
		£	7,324,154	6,144,646	5,399,243	7,160,062	6,881,862	6,784,435	6,058,089	4,474,878	3,602,758	2,539,197
Sheep and lambs	C	No.	68,010	55,033	83,291	77,835	42,244	29,471	35,209	20,385	1,548	427
		£	99,506	86,501	129,045	124,799	66,534	46,017	59,369	49,490	2,448	754
	U.S.	No.	300,152	233,227	171,386	294,804	136,091	69,009	67,860	46,000	6,583	....
		£	463,519	361,736	264,416	456,630	205,674	103,612	105,997	69,891	10,475	.....
Horses	C	No.	1,500	1,869	421	401	296	229	166	167	125	98
		£	46,737	51,838	14,631	16,541	15,055	11,187	7,090	8,916	6,408	6,080
	U.S.	No.	19,360	7,146	3,160	2,368	1,135	814	786	1,346	664	730
		£	659,299	264,519	119,951	98,692	48,266	36,430	40,575	101,194	54,168	59,088
Asbestos raw	C	Cwt.	... ...	31,716	43,152	63,253	51,454	89,320	78,718	67,147	48,702	77,621
		£	.....	17,762	28,141	42,257	27,932	58,745	44,051	40,005	29,731	43,330
	U.S.	Cwt.	....	18,259	8,463	11,743	12,181	8,126	9,703	21,107	27,653	19,593
		£	.....	15,216	6,959	5,982	6,237	5,301	4,410	8,661	8,332	7,359
Butter	C	Cwt.	215,588	285,765	185,437	268,607	290,774	187,377	34,705	43,081	22,522	16,805
		£	1,008,002	1,317,345	866,249	1,194,823	1,422,332	957,202	175,297	239,748	120,083	90,797
	U.S.	Cwt.	150,121	54,458	42,405	68,754	86,217	160,903	1,111	44,333	693	756
		£	689,164	252,874	190,678	294,584	408,078	767,003	5,690	239,417	3,575	4,075
Cheese	C	Cwt.	1,547,739	1,709,565	1,848,142	1,900,556	1,902,075	1,908,555	1,687,789	1,508,565	1,566,546	1,607,064
		£	3,697,660	4,301,859	4,823,090	4,234,790	4,918,663	5,584,404	4,961,043	4,459,798	4,518,539	4,424,806
	U.S.	Cwt.	540,102	390,479	360,916	224,830	131,948	251,705	125,358	138,492	54,617	38,247
		£	1,274,061	962,112	953,215	503,312	330,512	708,976	365,658	398,615	154,588	105,400
Chemical manufactures	C	£	.....	26,957	18,625	30,376	65,737	51,936	48,666	48,713	47,253	78,656
	U.S.	£	.....	174,408	327,680	326,049	336,566	487,853	736,604	470,764	626,914	430,319

Cordage	C.	£	7,147	3,332	10,047	1,467	8,700	6,834	17,037	3,473	5,364	3,956
	U.S.	£	81,340	112,078	58,822	129,260	74,615	83,691	134,734	150,709	85,745	81,273
Corn, grain and meal	C.	Cwt.	6,691,710	9,527,475	10,802,127	6,195,300	6,617,630	11,246,200	13,220,500	15,796,695	16,615,745	16,449,200
		£	2,216,049	3,194,024	3,737,368	2,229,791	2,444,613	4,020,592	5,272,004	6,484,399	7,604,262	7,059,659
Wheat	U.S.	Cwt.	40,466,300	43,312,561	24,197,895	7,051,600	6,539,100	22,554,400	19,946,100	25,768,900	15,504,100	10,948,900
		£	13,475,541	14,495,721	8,444,114	2,517,425	2,421,051	8,061,441	7,780,927	10,877,170	6,958,106	4,757,179
Barley	C.	Cwt.	420,400	74,389	80,755	487,500	959,100	664,600	484,200	647,200	250,700	237,700
		£	122,762	19,910	22,223	132,445	247,239	178,272	145,973	205,699	80,824	72,869
	U.S.	Cwt.	2,630,010	2,958,553	2,526,771	3,737,200	2,654,000	2,929,900	2,751,400	1,834,400	2,723,400	2,112,200
		£	872,694	936,691	818,804	1,220,287	778,037	832,343	921,991	733,644	1,077,415	789,988
Oats	C.	Cwt.	1,154,000	590,958	569,482	659,700	647,263	1,205,900	1,440,700	19,300	130,400	950,800
		£	317,188	183,656	158,346	181,388	180,946	373,047	476,316	6,480	44,335	277,948
	U.S.	Cwt.	4,443,800	1,224,271	660,689	178,900	2,618,300	3,895,000	210,520	.....	.....	110,914
		£	1,185,928	357,763	176,523	46,971	720,510	991,513	76,626	.....	.....	30,865
Peas	C.	Cwt.	707,700	217,486	212,163	262,860	142,490	188,900	188,090	243,240	84,780	48,970
		£	235,046	80,304	81,814	93,316	52,932	75,609	77,228	107,993	39,339	23,737
	U.S.	Cwt.	440,100	248,757	178,629	53,263	23,156	57,662	41,700	89,420	60,883	16,182
		£	153,481	99,245	66,959	20,380	13,836	23,415	20,274	38,668	26,735	11,061
Maize or indian corn	C.	Cwt.	2,085,600	104,993	3,387,331	1,872,700	2,740,800	2,122,200	2,218,300	138,500	111,100	787,900
		£	476,224	29,503	847,696	472,907	747,386	533,089	642,040	44,851	34,771	219,526
	U.S.	Cwt.	25,564,900	1,945,138	18,676,011	8,077,000	18,880,200	18,865,200	15,104,400	6,682,200	7,069,175	5,197,500
		£	5,944,905	561,230	4,684,717	1,956,137	4,766,799	4,665,868	3,955,803	2,026,578	2,237,670	1,552,219
Rye	C.	Cwt.	403,730	391,472	291,942	20,780	51,860	52,620	64,080	143,740	33,950	.....
		£	116,194	106,834	79,874	6,271	16,024	14,586	20,993	49,009	10,783	.....
	U.S.	Cwt.	315,200	160,195	106,739	62,180	62,110	249,580	185,630	356,130	136,190	29,500
		£	84,160	46,371	106,808	19,284	18,080	69,167	62,341	129,691	50,288	10,605
Wheat meal or flour	C.	Cwt.	1,358,100	1,943,213	2,637,617	2,045,767	961,300	1,467,000	1,430,420	1,529,122	2,059,400	2,783,701
		£	628,611	869,933	1,253,250	1,014,124	484,447	711,248	730,486	817,761	1,188,454	1,565,236
	U.S.	Cwt.	18,999,882	15,587,217	16,223,639	8,252,602	6,054,818	10,152,770	9,732,054	9,958,839	6,929,011	5,123,780
		£	8,698,249	7,247,060	7,618,091	4,095,749	3,065,994	4,904,129	4,932,286	5,442,642	3,988,223	2,885,602
Oatmeal and rolled oats	C.	Cwt.	92,200	62,083	262,110	447,682	344,556	371,865	383,884	281,533	339,262	525,043
		£	45,205	34,111	189,000	315,539	262,841	267,099	259,491	211,792	247,299	363,363
	U.S.	Cwt.	740,970	542,498	457,695	191,743	279,833	281,865	246,708	198,555	273,636	226,836
		£	497,335	447,801	343,690	136,200	195,746	224,522	215,563	192,638	206,440	206,589
Cotton:—Raw	C.	Cwt.	10,550	390	.....	.....	9,570	1,429	3,964	2,254	4,199	.....
		£	23,638	970	.....	.....	22,500	2,920	10,256	6,965	10,045	.....
	U.S.	Cwt.	13,221,303	12,177,136	12,153,019	13,310,446	15,483,392	13,289,784	15,675,869	14,183,064	14,647,186	13,126,150
		£	32,355,712	29,283,929	32,345,746	40,197,242	38,442,577	38,674,829	47,064,946	39,302,208	41,174,869	48,793,678
Manufactures of all sorts	C.	£	5,064	7,791	12,469	5,075	3,890	2,568	2,400	4,963	3,485	2,565
	U.S.	£	332,145	255,808	191,326	138,174	242,919	253,536	216,929	229,486	212,581	246,605

UNITED KINGDOM.

STATEMENT of the Quantities and Values of the Principal Articles of Merchandise Imported into the United Kingdom from Canada and the United States, &c.—*Continued.*

Abbreviations: C., Canada; U. S., United States.

Articles.			Quantities and Values.									
			1901.	1902.	1903.	1904.	1905.	1906.	1907.	1908.	1909.	1910.
Dyestuffs and substances used in tanning:												
Extracts	C	£	17,527	18,565	16,330	14,060	11,755	16,980	12,369	17,442	22,948	17,745
	U. S.	£	65,899	63,511	75,549	59,444	49,525	58,614	50,294	49,256	53,410	46,827
Eggs	C	Gr. hds.	704,033	517,822	557,080	317,722	242,054	204,733	112,186	50,393	3,984	1,860
		£	255,956	209,316	218,571	129,631	107,847	92,925	51,423	24,838	2,182	1,097
	U. S.	Gr. hds.	342,788	169,372	161,416	25,130	32,372	68,683	27,645	6,797	1,195	2
		£	125,643	67,934	61,581	9,548	11,645	30,183	13,065	3,161	597	4
Fish of all sorts	C	Cwt.	230,167	424,561	263,136	204,499	247,763	405,329	201,567	242,902	219,060	333,023
		£	690,454	1,074,363	796,977	714,687	833,880	1,229,465	797,834	899,628	758,341	1,118,644
	U. S.	Cwt.	436,937	606,422	325,968	382,032	.....	.....	.....	.....	.....	.....
		£	836,477	1,101,322	572,770	875,702	487,054	547,309	233,300	412,432	571,083	1,024,358
Fruits:												
Apples, raw	C	Cwt.	474,712	918,666	1,545,455	1,208,409	1,279,145	1,026,557	1,632,319	1,514,579	1,635,855	1,106,510
		£	305,953	569,891	879,389	619,844	722,764	595,564	946,709	838,283	960,156	651,292
	U. S.	Cwt.	726,366	1,478,790	2,381,619	1,850,037	1,601,120	1,380,083	1,369,515	1,135,985	682,144	1,344,661
		£	487,884	1,004,800	1,420,132	982,613	918,587	851,040	833,985	693,116	480,077	932,788
Hay	C	Tons	40,842	98,652	51,804	51,392	55,955	63,215	18,040	21,692	43,604	74,410
		£	165,904	352,836	168,199	169,005	192,539	220,252	71,162	82,906	168,198	292,788
	U. S.	Tons	83,604	121,777	20,525	18,666	15,625	24,050	1,970	2,258	7,929	11,964
		£	338,640	478,107	77,984	71,818	50,869	81,906	7,894	7,719	30,318	46,191
Hides, raw	C	Cwt.	289	266	3,405	11,175	1,149	1,255	3,652	32,392	1,154	10,088
		£	871	908	7,716	22,838	2,511	3,616	10,790	62,346	3,223	26,326
	U. S.	Cwt.	4,845	4,623	24,328	62,289	6,586	3,700	8,073	13,132	8,384	17,506
		£	3,615	13,033	50,021	136,482	15,486	9,179	22,344	25,895	22,210	49,816
Hops	C	£	1,200	5,520	6,310	6,545	1,028	5,993	9,553	13,037	10,009	86,939
	U. S.	£	289,472	360,793	391,751	1,081,879	191,160	484,994	488,189	487,190	265,647	418,123

Implements and tools	C	£	3,728	7,264	8,946	3,513	10,244	7,463	9,502	10,211	6,193	16,406
	U. S.	£	344,251	304,723	509,131	459,108	227,918	207,257	263,884	175,087	198,968	228,876
Iron and steel	C	£	124,730	122,440	22,611	86,834	87,584	58,220	66,589	6,794	38,606	24,640
	U. S.	£	1,460,709	733,325	573,081	1,830,674	1,567,571	1,682,479	1,061,154	1,106,284	915,525	640,091
Lard	C	Cwt.	112,913	93,067	127,461	139,751	88,489	67,273	41,600	38,862	32,484	38,304
		£	237,085	235,887	281,344	258,472	160,027	144,271	93,475	88,849	94,425	116,552
	U. S.	Cwt.	1,842,054	1,537,760	1,590,029	1,669,996	1,909,633	1,969,660	1,903,961	1,924,881	1,703,578	1,343,257
		£	3,775,638	3,834,641	3,553,228	3,041,840	3,500,709	4,186,571	4,350,204	4,258,051	4,694,353	4,201,013
Leather	C	Lbs.	3,357,424	4,016,880	3,701,600	5,742,240	8,363,936	6,916,336	6,341,552	8,096,480	7,014,224	6,866,048
		£	153,558	195,796	180,374	263,998	379,907	343,428	300,672	368,105	395,481	377,191
	U. S.	Lbs.	69,931,120	71,438,080	66,013,920	69,158,096	57,188,432	65,966,880	52,379,824	61,856,032	57,883,616	63,069,888
		£	3,356,508	3,577,921	3,390,281	3,522,961	2,910,363	3,766,537	3,302,727	3,958,820	3,829,382	4,057,282
Machinery and mill work and parts thereof :—												
Sewing	C	£	.....	.....	.....	.....	.....	.....	.....	.....	.....	.....
	U. S.	£	147,510	180,022	180,167	208,845	192,022	157,624	362,422	106,817	150,312	137,595
Other	C	£	67,060	61,740	97,726	86,834	87,584	86,907	113,071	108,308	97,827	92,843
	U. S.	£	2,347,081	2,804,057	2,112,920	2,194,300	2,430,897	2,750,505	2,749,015	2,388,254	2,368,360	2,150,107
Manure: Phosphate of lime and rock	C	Tons	.....	.....	.....	.....	.....	.....	.....	.....	.....	.....
		£	.....	.....	.....	.....	.....	.....	.....	.....	.....	.....
	U. S.	Tons	109,760	134,304	107,105	119,274	134,185	150,164	152,416	165,866	136,736	148,451
		£	197,084	224,431	177,222	220,929	246,289	286,958	319,789	370,115	288,239	288,594
Meats (except poultry and game) :—												
Bacon	C	Cwt.	398,697	462,487	665,249	829,883	1,066,141	883,102	873,340	687,759	443,386	411,935
		£	921,509	1,203,280	1,691,687	1,865,159	2,479,809	2,337,761	2,414,645	1,827,636	1,364,357	1,449,637
	U. S.	Cwt.	4,244,329	3,283,855	2,893,507	2,806,108	2,880,863	3,084,129	2,589,817	2,858,312	2,189,053	1,306,921
		£	9,255,851	8,239,522	7,370,928	6,209,009	6,100,973	7,657,512	6,799,730	6,726,084	6,057,473	4,453,293
Beef, fresh	C	Cwt.	19,661	20,896	5,351	9,044	1,979	3,102	3,032	3,188	13,586	8,672
		£	40,503	55,090	8,944	17,732	3,040	6,199	4,617	4,685	22,944	14,748
	U. S.	Cwt.	3,180,291	2,290,465	2,693,920	2,395,836	2,235,458	2,431,957	2,454,157	1,446,991	856,216	477,147
		£	6,761,587	5,204,057	5,739,750	5,130,286	4,840,313	5,243,127	5,236,361	3,293,184	1,949,336	1,070,299
Beef salted	C	Cwt.	7,817	4,032	5,517	4,824	4,903	4,897	4,517	4,537	587	868
		£	12,217	7,515	8,844	8,226	8,249	8,021	6,396	7,406	1,224	1,717
	U. S.	Cwt.	192,000	143 994	165,176	135,280	135,893	154,395	129,265	103,435	104,741	79,822
		£	246,927	227,283	232,293	173,098	191,280	207,294	190,203	200,070	188,775	162,210
Hams	C	Cwt.	125,867	163,930	197,497	196,732	87,333	45,658	50,503	52,657	53,593	37,621
		£	304,822	420,319	524,542	485,527	201,586	118,436	142,528	138,472	154,222	138,232
	U. S.	Cwt.	1,730,536	1,312,779	939,169	1,042,659	1,227,789	1,254,616	1,078,488	1,169,601	1,073,569	665,775
		£	4,209,816	3,422,004	2,602,654	2,606,129	2,907,024	3,364,971	3,087,893	2,926,960	2,952,084	2,329,526

UNITED KINGDOM.

STATEMENT of the Quantities and Values of the Principal Articles of Merchandise Imported into the United Kingdom from Canada and the United States, &c.—*Continued.*

Abbreviations : C., Canada ; U.S., United States.

Articles.			Quantities and Values.									
			1901.	1902.	1903.	1904.	1905.	1906.	1907.	1908.	1909.	1910.
Meats—*Con.*												
Mutton, fresh	C.	Cwt.	.....	.....	.....	.....	.....	.....	.....	.....	.....	.....
		£	.....	.....	.....	.....	.....	.....	.....	.....	.....	.....
	U. S.	Cwt.	5,608	34,800	41,863	4,148	6,283	2,670	5,403	3,881	318	505
		£	11,189	60,064	79,540	8,346	11,904	5,274	9,947	7,237	629	838
Pork, fresh	C.	Cwt.	4,991	856	634	3,279	259	966	1,070	514	.....	.....
		£	9,798	2,039	1,760	7,558	546	2,092	2,645	1,220	.....	.....
	U. S.	Cwt.	348,935	252,421	132,695	119,259	139,760	123,040	96,459	143,857	7,255	1,044
		£	762,993	572,328	319,634	262,450	303,261	273,854	231,948	309,847	15,894	2,880
Pork, salted	C.	Cwt.	14,849	10,348	13,928	14,353	5,150	4,452	7,508	3,516	189	158
		£	22,700	20,418	22,940	20,373	6,659	7,057	12,544	5,536	278	431
	U. S.	Cwt.	137,680	105,416	90,849	76,977	78,311	75,190	81,069	81,119	55,639	38,866
		£	207,856	187,131	158,318	119,423	120,629	129,757	147,149	139,178	113,555	101,645
Unenumerated, salted or fresh	C.	Cwt.	5,082	5,037	5,659	11,050	5,041	4,129	7,076	14,953	8,705	6,540
		£	7,160	7,651	10,520	16,936	6,256	5,400	10,278	20,371	11,660	8,654
	U. S.	Cwt.	174,830	163,348	179,212	132,539	171,476	194,441	183,819	154,985	142,178	115,784
		£	275,913	259,900	283,766	210,624	265,452	291,872	262,997	232,752	248,254	224,563
Preserved, otherwise than by salting	C.	Cwt.	28,543	20,283	47,077	37,239	28,499	11,770	5,034	6,595	5,350	6,043
		£	74,959	60,151	145,822	111,320	78,562	30,867	17,783	23,448	25,589	15,202
	U.S.	Cwt.	459,618	537,258	412,138	398,021	466,771	262,163	148,070	211,829	175,455	123,150
		£	1,294,304	1,463,618	1,196,588	1,140,067	1,297,872	790,728	560,637	734,063	675,915	575,051
Metals and ores :—												
Copper, regulus and precipitate	C.	Tons	644	2,110	1,024	982	2,311	2,854	3,030	2,950	3,995	6,051
		£	19,933	65,626	39,180	39,050	65,952	106,978	114,891	88,154	117,961	181,585
	U.S.	Tons	20,869	13,956	4,900	5,057	330	257	627	589	236	133
		£	695,898	406,098	154,764	178,123	9,855	9,718	22,459	17,515	4,525	11,239

Copper, unwrought and part wrought	C	Tons	.....	.....	.....	.....	.....	.....	.....	.....	.....	.....
		£	.....	.....	.....	.....	.....	.....	.....	.....	.....	.....
	U.S.	Tons	18,957	41,761	20,727	48,395	28,273	26,899	37,224	56,014	70,065	41,034
		£	1,360,861	2,285,734	1,225,305	2,831,437	1,910,723	2,312,442	2,901,130	3,390,915	4,211,808	2,420,001
Copper, other and mfrs. of	C	£	1,995	2,069	2,875	2,969	1,373	2,347	1,661	4,126	2,122	2,708
	U.S.	£	143,268	240,702	239,478	303,337	395,217	293,719	185,978	158,371	113,836	137,095
Lead—Pig and sheet	C	Tons	.....	.....	.....	11	.....	.....	.....	.....	.....	.....
		£	.....	.....	.....	140	.....	.....	.....	.....	.....	.....
	U.S.	Tons	43,496	50,821	39,602	36,748	24,173	17,067	26,437	34,369	33,404	33,171
		£	581,685	565,170	457,497	437,066	319,309	285,162	514,736	472,199	436,126	427,573
Silver ore	C	£	1,451	.....	.....	80	.....	.....	.....	.....	.....	.....
	U.S.	£	64,652	103,235	132,177	119,232	5,660	7,253	107,862	35,967	191,933	155,188
Zinc ore	C	Tons	42	335	526	851	203	315	324	371	531	598
		£	438	1,502	2,222	4,422	1,995	3,189	3,695	3,782	5,412	6,637
	U.S.	Tons	1,622	4,725	2,855	5,490	4,112	4,753	3,516	4,801	2,622	747
		£	12,294	37,449	24,677	44,346	30,153	67,419	49,591	55,238	31,864	10,737
Zinc, crude	C	Tons	200	246	292	313	424	485	495	469	816	1,116
		£	2,429	2,752	3,406	4,047	6,161	6,418	7,254	5,542	12,252	17,426
	U.S.	Tons	4,253	10,845	6,962	15,073	11,481	13,466	5,205	4,608	5,296	5,023
		£	62,007	135,817	82,697	254,551	167,085	248,591	67,266	72,703	95,079	96,368
Musical instruments	C	£	5,225	6,684	3,083	19,319	23,968	29,576	25,576	21,310	15,057	11,389
	U.S.	£	289,521	278,808	284,254	223,894	186,373	168,745	181 471	157,704	139,163	148,458
Oils :— Seed	C	Tons	368	70	.....	.....	.....	.....	.....	.....	.....	.....
		£	8,079	1,638	.....	.....	.....	.....	.....	.....	.....	.....
	U.S.	Tons	17,238	12,360	11,416	12,820	17,677	12,351	18,177	17,328	18,603	13,805
		£	370,531	310,069	255,824	264,868	321,821	263,613	449,790	443,193	504,825	492,810
Train and blubber	C	Tuns	214	708	464	131	830	2,310	3,056	2,960	4,466	3,181
		£	4,335	13,590	8,687	2,396	12,334	39,308	62,086	58,990	75,230	66,839
	U.S.	Tuns	2,911	2,388	3,849	2,810	1,683	3,198	841	1,040	3,885	2,369
		£	54,195	45,155	69,161	39,242	21,535	51,854	14,242	18,974	66,608	37,753
Oil-seed cake	C	Tons	4,679	11,262	10,411	6,333	4,349	9,228	13,183	11,467	10,954	10,017
		£	34,007	79,280	70,275	41,747	31,129	67,698	94,721	81,827	83,384	80,023
	U.S.	Tons	180,964	167,362	142,507	126,122	121,727	104,739	97,368	88,565	78,963	61,171
		£	1,149,382	1,101,394	876,206	774,135	774,278	724,271	662,847	596,000	574,282	470,132
Paper of all sorts	C	£	115,997	107,628	99,314	135,217	252,322	43,345	155,172	229,932	221,226	182,739
	U.S.	£	517,070	409,155	359,897	365,090	382,350	73,644	353,773	248,979	361,219	275,120

UNITED KINGDOM.

STATEMENT of the Quantities and Values of the Principal Articles of Merchandise Imported into the United Kingdom from Canada and the United States, &c.—*Concluded.*

Abbreviations: C., Canada; U.S., United States.

Articles.			Quantities and Values.									
			1901.	1902.	1903.	1904.	1905.	1906.	1907.	1908.	1909.	1910.
Paper-making materials: Pulp of wood	C.	Tons	70,110	83,771	72,973	63,261	83,204	88,111	64,518	98,791	108,336	69,739
		£	312,356	254,370	168,206	144,215	205,987	242,557	168,793	286,455	284,172	161,779
	U.S.	Tons	11,381	4,764	4,004	1,201	3,104	2,895	1,987	855	815	742
		£	91,491	37,051	32,394	10,992	28,012	26,068	19,599	9,239	8,327	7,704
Paraffine wax	C.	Cwt.	5,064	15,229	11,112	2,180	5,885	6,564	9,403	8,114	6,894	22
		£	5,673	15,720	12,766	2,606	6,998	7,607	14,074	9,988	7,231	30
	U.S.	Cwt.	796,867	917,341	1,029,479	905,072	831,593	848,058	952,094	771,798	907,297	932,659
		£	944,629	903,213	1,001,574	1,021,278	970,506	1,020,880	1,113,627	941,748	952,838	871,763
Poultry and game, alive or dead	C.	£	10,953	12,158	13,200	11,102	12,266	12,628	20,173	9,161	2,803	5,362
	U.S.	£	205,878	212,019	232,067	220,414	171,760	244,573	203,591	154,299	149,575	88,223
Seeds:— Clover and grass	C.	Cwt.	1,338	1,555	788	4,605	9,681	9,413	8,860	11,650	6,797	8,054
		£	4,311	3,961	1,886	11,332	27,693	26,123	26,151	33,521	20,356	21,396
	U.S.	Cwt.	70,633	115,722	168,276	111,869	94,751	84,441	86,903	98,166	87,827	53,024
		£	164,158	277,413	418,975	274,982	212,854	185,643	178,714	208,536	223,395	141,835
Flax or linseed	C.	Qrs.	14,537	22,164	3,339	.....	4,764	166,170	78,277	47,199	25,808	7,028
		£	39,467	49,483	6,041	.....	9,168	336,792	167,488	97,668	67,764	20,214
	U.S.	Qrs.	53,808	113,931	30,183	960	18,525	123,710	64,814	71,488	35,293	22,643
		£	149,258	265,631	59,439	1,320	35,680	254,889	137,649	154,486	86,558	59,528
Skins and furs	C.	£	360,602	433,645	358,181	304,461	503,114	465,141	301,383	312,806	314,639	542,295
	U.S.	£	618,535	716,589	901,187	665,326	929,723	1,114,819	843,978	950,249	1,149,181	1,595,460
Vegetables, raw	C.	£	.....	.....	.....	.....	.....	.....	.....	.....	.....	.....
	U.S.	£	1,082	568	1,152	992	7,242	.....	.....	5,441	26,613	270
Wood and timber:— Hewn	C.	Loads	90,042	78,887	66,559	51,798	59,552	73,374	44,670	38,644	34,672	33,147
		£	497,944	460,542	443,744	296,952	380,185	481,128	350,840	287,368	253,764	259,094
	U.S.	Loads	163,457	180,742	191,995	172,555	148,232	166,659	181,454	189,800	151,677	164,709
		£	799,989	922,102	1,024,063	914,074	735,716	873,900	1,007,134	1,066,062	820,421	907,148

Sawn and split	C	Loads	1,517,234	1,639,668	1,508,172	1,280,602	1,715,169	1,430,306	1,124,813	993,920	1,050,406	1,105,595
		£	4,029,223	4,385,261	4,268,886	3,497,456	3,307,218	4,218,642	3,318,822	2,884,622	3,051,227	3,237,588
	U. S.	Loads	614,415	593,478	700,257	580,701	484,619	507,107	548,157	415,151	498,067	412,811
		£	1,987,143	1,899,094	2,308,264	1,927,894	1,662,859	2,017,362	2,266,886	1,671,833	1,826,374	1,627,428
Staves	C	Loads	4,758	1,821	1,858	4,553	2,132	1,982	2,563	1,832	841	910
		£	22,253	8,279	9,470	16,518	9,406	9,542	13,026	10,013	5,308	6,120
	U.S.	Loads	36,567	32,355	25,014	18,671	21,826	27,276	21,805	24,395	19,272	22,770
		£	221,638	217,848	166,160	124,926	143,322	191,847	155,100	186,065	142,142	171,053
Furniture woods and hardwoods	C	Tons	4,558	5,142	6,472	8,437	9,473	8,513	8,715	9,200	11,493	10,911
		£	27,745	35,317	44,195	50,952	56,181	48,869	44,668	54,428	68,559	62,757
	U.S.	Tons	122,905	99,769	108,446	86,512	87,571	92,870	120,168	109,803	102,850	107,916
		£	805,017	700,559	848,112	638,035	626,503	646,198	867,124	789,108	670,392	682,991
House frames, furniture fittings, joiners' work and woodware	C.	£	30,151	40,993	61,092	51,186	123,509	122,150	105,982	84,912	122,148	123,855
	U.S.	£	475,687	386,507	444,225	305,625	679,447	751,588	696,046	743,639	730,286	849,902
Parcel post	C	No.	30,554	37,402	41,079	55,325	64,312	82,969	98,798	118,411	114,263	126,193
		£	26,548	57,325	35,469	59,735	59,974	72,265	89,250	101,691	96,957	91,339
	U.S.	No.	.....	.....	.....	.....	30,554	75,263	95,698	100,219	114,177	141,324
		£	.....	.....	.....	.....	21,261	51,242	62,113	63,349	75,447	98,297
Total value of principal and other articles	C	£	19,854,585	22,964,537	26,669,855	22,621,164	21,485,632	28,035,036	25,466,836	24,463,488	25,222,963	26,634,886
	U.S.	£	141,015,465	126,961,601	122,112,652	119,227,802	114,669,797	131,054,366	134,346,708	123,900,831	118,353,893	117,607,435

UNITED KINGDOM.

STATEMENT of the Quantities and Values of the Principal Articles of Merchandise (Produce and Manufacture of the United Kingdom) Exported from the United Kingdom to Canada and the United States, respectively, during the Years ended December 31, 1901 to 1910, inclusive.

Abbreviations: C., Canada; U. S., United States.

Articles.			Quantities and Values.									
			1901.	1902.	1903.	1904.	1905.	1906.	1907.	1908.	1909.	1910.
Alkali (soda compounds)	C	Cwt.	175,414	263,294	278,013	292,956	271,471	330,653	375,850	310,534	426,643	547,313
		£	54,055	71,713	77,052	81,173	78,791	97,583	107,995	72,701	98,868	114,269
	U. S.	Cwt.	403,902	401,978	337,769	301,122	234,239	161,536	174,203	105,606	120,304	316,206
		£	103,712	109,425	93,612	99,782	75,622	62,106	101,663	58,773	58,313	72,910
Animals, living												
Horses	C	No.	139	215	370	545	707	1,625	1,690	676	1,819	1,988
		£	11,537	23,136	34,065	41,878	54,716	97,208	97,145	41,593	108,607	137,647
	U. S.	No.	574	853	762	504	878	971	993	819	1,016	851
		£	70,383	94,403	87 444	50,696	58,222	91,184	65,004	49,836	87,851	66,116
Bulls, oxen, cows and calves	C	No.	402	574	237	77	72	161	274	156	223	212
		£	16,462	24,048	7,901	2,629	2,021	6,044	7,961	4,885	5,418	7,361
	*U.S.	No.	.....	.....	.....	.....	.....	.....	.....	.....	.....	.....
		£	27,252	41,298	17,282	13,713	15,926	8,009	28,114	19,226	8,406	56,496
Sheep and lambs	C	No.	567	155	117	359	343	1,135	2,710	1,803	3,475	3,811
		£	3,834	2,370	390	2,940	1,504	7,253	16,191	8,927	22,155	20,609
Apparel, haberdashery and millinery	C	£	406,501	528,387	716,910	601,755	484,472	503,305	647,028	430,918	492,160	695,148
	U. S.	£	96,870	162,428	157,612	85,950	76,151	90,833	86,858	73,174	112,229	167,857
Arms, ammunition and military stores	C	£	108,769	80,322	87,151	126,090	146,255	236,040	258,436	192,364	147,897	201,124
	U. S.	£	39,884	32,309	33,325	29,663	29,441	93,194	41,449	79,854	159,977	43,533
Beer and ale	C	Bbls.	3,908	3,588	4,429	4,733	4,719	5,836	9,450	6,829	8,243	12,837
		£	16,938	15,791	19,659	22,348	22,180	28,365	36,634	27,015	32,245	52,549
	U. S.	Bbls.	43,882	42,940	44,796	45,504	50,900	56,955	77,426	61,173	72,526	69,688
		£	204,423	206,324	211,373	221,159	240,812	265,661	301,860	235,513	269,978	257,480
Bleaching materials	C	Cwt.	24,400	14,900	46,586	26,261	38,314	45,325	49,952	40,066	64,326	84,273
		£	8,523	4,703	11,461	5,882	8,413	9,835	11,390	8,348	12,993	16,501
	U. S.	Cwt.	726,200	649,700	790,654	548,320	697,361	697,584	775,978	488,131	572,360	625,674
		£	243,917	199,928	138,711	105,620	135,613	138,665	157,458	99,522	115,856	123,273

* Includes 'All other animals' except 'Horses.'

Books, printed	C	Cwt.	8,912	9,623	12,348	13,999	16,155	17,701	23,674	23,541	29,390	29,728
		£	67,208	73,336	93,273	99,176	109,870	118.397	144,558	137,133	168,626	177,743
	U. S.	Cwt.	43,933	43,108	41,198	42,417	43,634	48,217	46,150	41,794	44,126	50,614
		£	344,908	374,689	341,247	351,826	430,371	449,151	453,098	369,462	410,355	465,308
Caoutchouc, manufactures of	C	£	25,104	28,997	35,443	43,260	44,266	45,051	51,166	35,146	50,472	61,161
	U. S.	£	50,867	44,796	61,000	57,394	55,765	45,788	65,946	49,027	47,035	42,410
Carriages, viz:—												
Cycles and parts thereof	C	£	1,400	439	1,360	1,127	.....	.....	.....	.....	.....	.....
	U. S.	£	1,787	1,970	1,675	1,248	.....	.....	.....	.....	.....	.....
Cement	C	Tons	17,657	8,642	29,194	16,561	28,302	48,336	44,875	27,141	13,946	20,211
		£	31,659	15,288	50,277	29,249	47,966	73,731	75,315	44,254	20,787	28,983
	U. S.	Tons	8,102	16,801	21,235	5,073	11,595	113,888	101,133	11,074	9,626	5,880
		£	17,529	31,811	38,085	12,210	22,680	166,692	171,058	20,468	16,850	11,099
Chemical products and preparations, unenumerated, including dye stuffs and sulphate of copper	C	£	123,259	120,081	132,599	162,414	151,618	214,653	222,601	196,189	218,219	243,299
	U. S.	£	478,556	483,113	530,728	429,390	416,842	467,332	602,263	462,448	544,893	685,413
Clay, unmanufactured	C	Tons	6,774	11,076	11,265	14,516	12,535	14,572	17,981	20,270	21,042	25,832
		£	8,281	13,059	13,514	19,633	15,017	17,714	22,865	24,621	27,798	32,963
	U. S.	Tons	138,909	155,720	159,589	160,453	199,078	222,922	234,278	186,094	235,109	255,478
		£	188,206	213,377	215,715	215,271	239,022	277,981	291,088	223,676	288,003	313,480
Coal, coke and manufactured fuel	C	Tons	108,708	144,548	191,626	111,491	84,436	93,060	65,251	128,638	75,114	40,379
		£	59,993	105,621	100,408	61,207	51,733	57,950	44,460	79,343	47,478	28,875
	U. S.	Tons	131,816	880,407	1,179,203	139,683	160,460	76,421	88,730	31,902	48,188	36,559
		£	112,011	595,818	681,640	93,869	109,990	52,431	80,502	25,789	35,222	27,921
Coal products (except dyes)	C	£	9,297	10,296	14,315	10,280	8,312	12,460	18,178	16,934	18,371	19,871
	U. S.	£	101,578	128,421	125,167	152,293	201,491	254,744	337,135	385,007	408,704	466,845
Cordage and twine	C	Cwt	8,606	9,594	13,970	14,483	16,045	27,389	27,790	13,802	18,733	18,844
		£	22,814	25,007	33,069	34,607	39,812	66,804	75,646	37,524	43,713	48,935
	U. S.	Cwt.	1,291	6,326	1,912	3,165	919	3,055	2,654	3,828	2,057	3,454
		£	3,616	10,089	4,574	5,432	2,997	5,524	6,575	6,535	5 570	11,910
Cotton yarn	C	Lbs.	1,169,700	1,575,800,	1,863,200	1,129,100	908,100	1,029,900	1,741,600	1,011,900	1,535,900	2,794,900
		£	64,483	86,916	102,489	70,635	59,113	73,746	133,255	77,365	104,182	241,563
	U. S.	Lbs.	2,978,000	4,423,200	4,347,200	3,970,800	4,392,000	5,232,200	7,472,000	4,299,700	7,149,200	5,828,000
		£	274,018	380,537	393,001	376,366	406,709	505,837	845,891	478,679	719,607	691,772
Cottons, entered by the yard	C	Yds.	36,204,300	48,347,400	47,438,500	49,903,300	45,243,400	55,156,800	91,659,100	57,474,900	79,937,500	94,281,900
		£	633,022	802,892	819,435	883,896	841,411	1,013,188	1,565,713	1,022,302	1,394,294	1,683,698
	U. S.	Yds.	50,936,600	69,684,900	72,360,100	52,390,500	65,563,400	78,734,900	98,375,900	59,034,300	73,880,500	60,657,100
		£	1,406,637	1,960,488	2,049,021	1,567,811	2,021,339	2,216,150	2,771,542	1,610,986	1,977,046	1,792,435
Cottons, entered at value	C	£	478,477	507,012	646,009	625,152	648,318	721,702	907,565	599,675	732,420	798,867
	U. S.	£	1,234,198	1,334,432	1 315,550	1,132,905	1,182,828	1,565,229	1,650,258	1,220,833	1,400,049	1,103,416

UNITED KINGDOM.

STATEMENT of the Quantities and Values of the Principal Articles of Merchandise (Produce and Manufacture of the United Kingdom) Exported from the United Kingdom into Canada and the United States, &c.—*Continued.*

Abbreviations: C., Canada; U.S., United States.

Articles.			Quantities and Values									
			1901.	1902.	1903.	1904.	1905.	1906.	1907.	1908.	1909.	1910.
Earthenware and chinaware	C	£	152,610	152,126	214,588	204,113	189,088	251,519	305,360	261,584	274,315	360,041
	U. S.	£	512,364	498,338	583,864	555,549	508,053	572,465	614,164	405,224	481,525	506,486
Fish of all sorts	C	£	3,481	5,174	4,802	6,315	8,357	11,179	13,554	15,496	25,425	31,770
	U. S.	£	144,928	202,062	297,164	333,387	395,234	335,732	449,152	424,883	420,678	488,363
Flax and hemp, dressed or undressed	C	Cwt.	1,612	1,230	1,976	603	630	67	3	34	233	660
		£	8,514	5,537	8,515	2,108	2,933	254	17	107	938	2,324
	U. S.	Cwt.	24,825	36,621	25,435	40,126	20,350	22,114	40,400	53,009	42,951	62,640
		£	111,935	153,595	98,869	157,624	83,784	92,307	166,796	194,608	159,530	219,009
Glass manufactures	C	£	100,586	119,214	129,293	118,010	150,178	236,669	229,489	196,329	256,068	284,299
	U. S.	£	131,745	147,999	141,184	144,031	156,985	181,755	194,560	153,249	172,751	176,527
Hardware and cutlery, unenumerated	C	£	72,547	93,468	118,693	127,358	129,643	144,553	164,409	112,016	153,114	202,326
	U. S.	£	121,834	119,609	133,337	111,844	111,525	124,402	128,596	84,770	104,566	96,733
Hats of all sorts	C	Doz.	155,836	141,913	109,719	139,421	142,480	149,330	216,358	197,304	221,228	292,088
		£	156,980	136,804	119,434	153,717	171,822	190,183	260,893	241,126	261,288	395,661
	U. S.	Doz.	5,374	12,837	9,801	5,643	6,116	8,499	14,954	18,276	43,340	42,140
		£	10,916	19,902	20,367	4,874	15,256	19,739	29,173	38,384	81,511	86,713
Hides, raw	C	Cwt.	.....	54,055	26,760	27,038	51,567	57,461	29,184	31,549	46,593	26,616
		£	.....	134,080	66,515	72,453	149,154	181,202	92,076	88,119	150,575	89,538
	U. S.	Cwt.	.....	46,515	30,672	25,326	80,246	102,321	46,622	104,759	136,111	58,915
		£	.....	99,969	72,282	64,728	213,239	290,593	137,567	256,198	411,938	185,746
Implements and tools	C	£	18,333	23,311	29,232	21,692	21,159	31,183	47,980	25,613	41,875	62,340
	U. S.	£	30,280	32,235	39,569	37,073	35,513	46,957	42,273	22,712	28,421	35,822

Jute manufactures: Piece goods	C.	Yds.	15,589,700	18,490,200	22,323,300	21,371,600	20,118,000	17,056,700	18,278,800	18,173,200	27,967,500	23,412,700
		£	157,573	183,397	219,593	200,973	206,482	230,496	257,914	201,654	284,606	255,500
	U. S.	Yds.	121,673,700	119,430,100	107,178,200	104,317,400	97,720,700	102,063,700	86,749,100	70,872,800	91,327,300	83,746,300
		£	1,123,734	1,075,009	1,002,521	978,097	1,101,604	1,436,089	1,361,075	856,296	1,005,502	974,782
Leather, wrought and unwrought	C.	£	44,331	65,359	88,101	104,448	117,946	206,671	269,315	148,972	240,123	327,469
	U. S.	£	191,999	236,475	254,865	268,666	336,028	362,465	391,571	292,514	445,977	552,132
Linens, entered by the yard	C.	Yds.	9,266,500	10,401,300	9,627,800	10,991,500	11,118,400	12,394,400	13,373,000	8,872,400	15,199,500	15,100,000
		£	176,735	194,147	195,677	222,413	231,375	278,188	313,284	195,968	308,883	328,494
	U. S.	Yds.	88,839,000	97,749,700	84,851,600	83,369,200	103,069,800	110,987,700	107,201,000	83,358,300	110,050,500	126,975,200
		£	2,029,973	2,282,135	2,193,884	2,166,672	2,534,851	2,873,779	2,979,488	2,124,544	3,336,338	3,228,234
Linens, entered at value	C.	£	86,786	103,983	115,476	106,069	113,210	126,402	161,468	145,511	209,203	278,091
	U. S.	£	608,424	617,394	652,991	672,379	692,193	846,023	897,336	681,752	866,699	992,936
Machinery and mill work	C.	£	130,171	134,943	371,001	158,864	182,035	216,194	326,777	350,178	334,376	554,723
	U. S.	£	565,277	690,139	671,435	549,703	762,652	766,336	764,858	512,211	954,782	1,393,969
Medicines, drugs and medicinal preparations	C.	£	52,957	46,631	54,990	61,050	60,093	75,818	82,824	65,779	79,678	93,014
	U. S.	£	47,007	48,169	51,393	38,800	42,011	54,317	78,342	52,951	55,175	84,010
Metals: —												
Iron, wrought and unwrought	C.	Tons.	136,274	266,817	289,568	154,843	197,482	236,212	319,947	164,978	254,710	332,128
		£	1,067,428	1,874,506	1,987,885	1,155,787	1,513,333	1,857,679	2,481,168	1,427,848	1,898,086	2,493,717
	U. S.	Tons.	150,943	672,730	425,561	146,288	262,879	410,134	534,214	149,792	212,555	292,692
		£	1,948,415	3,772,928	2,818,868	1,715,751	2,308,075	3,448,624	4,149,918	1,957,044	2,572,901	3,177,708
Copper, wrought and unwrought	C.	Cwt.	9,100	8,460	9,880	5,260	3,300	4,220	10,720	3,280	5,340	5,740
		£	33,032	30,194	35,002	18,613	13,377	20,001	60,416	13,572	20,865	22,680
	U. S.	Cwt.	30,176	27,500	22,580	3,540	25,240	5,720	59,660	3,580	6,420	3,100
		£	104,828	72,914	68,001	10,841	94,461	29,087	308,229	11,380	21,687	11,581
Lead, pig, sheet, piping and other manufactures	C.	Tons.	2,323	1,863	2,396	3,206	4,297	4,840	5,043	3,955	4,488	7,672
		£	34,574	26,216	30,814	41,378	62,273	90,152	106,073	62,932	69,169	112,289
	U. S.	Tons.	555	103	449	363	1,171	4,529	2,209	760	1,218	2,527
		£	7,453	1,134	5,308	4,500	16,911	91,377	59,921	10,162	16,796	35,503
Tin, unwrought	C.	Cwt.	4,370	6,680	4,960	6,040	8,520	10,060	11,800	13,920	17,300	17,740
		£	27,033	40,451	31,461	38,096	59,279	90,143	106,583	92,072	114,195	133,762
	U. S.	Cwt.	2,054	2,580	1,360	2,460	25,760	42,780	33,920	29,460	50,560	83,640
		£	12,731	15,599	8,738	15,601	172,005	385,223	317,300	199,344	335,689	636,118
Unenumerated and manufactures thereof	C.	£	20,687	22,071	19,633	19,915	20,328	38,563	40,828	20,312	47,759	51,365
	U. S.	£	77,619	69,719	77,275	56,331	127,656	137,071	128,085	64,489	210,807	307,534
Oil-Seed	C.	Tons.	3,255	2,328	1,662	4,807	8,165	2,221	1,341	502	602	2,086
		£	87,997	67,857	37,937	81,907	136,971	45,480	31,303	11,873	14,768	72,378
	U. S.	Tons.	1,521	2,238	1,539	1,945	2,547	2,836	2,902	3,084	6,264	24,112
		£	42,142	59,054	36,458	41,778	54,064	75,075	94,262	105,036	161,479	721,927

UNITED KINGDOM.

STATEMNT of the Quantities and Values of the Principal Articles of Merchandise (Produce and Manufacture of the United Kingdom) Exported from the United Kingdom to Canada and the United States, &c.—*Concluded.*

Abbreviations: C., Canada ; U.S., United States.

Articles.			Quantities and Values.									
			1901.	1902.	1903.	1904.	1905.	1906.	1907.	1908.	1909.	1910.
Oilcloth	C	Sq. yds.	1,188,200	1,267,700	1,798,700	1,987,900	2,433,200	3,569,200	3,772,500	2,353,800	3,092,000	3,875,500
		£	69,808	77,045	107,848	110,489	127,586	158,684	180,347	118,184	157,410	195,744
	U.S.	Sq. yds	1,493,300	2,852,100	3,298,700	2,658,800	3,863,200	5,975,100	6,555,700	4,341,500	4,811,200	4,918,000
		£	118,388	191,572	231,337	191,115	254,469	374,626	414,671	302,412	341,204	332,787
Painters' colours and materials	C	£	62,621	62,455	60,813	64,501	71,931	133,025	178,782	92,509	104,493	107,074
	U.S.	£	111,542	113,593	119,175	92,280	106,821	119,585	112,925	85,683	92,735	89,326
Paper of all sorts	C	Cwt.	31,244	33,157	41,732	59,303	59,702	68,612	102,634	84,935	105,337	147,565
		£	57,379	59,135	71,647	93,883	96,182	110,466	152,126	130,265	169,164	218,738
	U.S.	Cwt.	23,533	30,241	31,441	29,375	33,792	36,993	41,166	36,100	49,259	58,435
		£	70,804	85,868	83,573	86,912	96,422	108,553	112,389	97,560	128,320	152,706
Pickles, vinegar, sauces, &c.	C	£	87,707	111,130	140,829	132,083	81,689	97,402	100,872	85,060	102,501	119,723
	U.S.	£	138,751	147,409	151,957	168,984	141,599	140,800	129,968	124,763	142,369	126,046
Rags and other materials for making paper	C	Tons.	1,034	1,353	2,820	3,359	3,173	3,707	7,804	3,406	8,983	10,025
		£	7,057	8,465	17,890	17,951	17,154	27,422	45,012	21,864	34,208	43,869
	U.S.	Tons.	29,444	31,693	42,899	42,857	51,353	60,371	68,489	54,353	77,425	74,592
		£	223,030	222,082	241,012	253,716	318,409	457,319	478,591	285,457	376,029	393,265
Salt	C	Tons.	63,733	70,936	76,011	67,413	71,718	70,091	59,555	58,637	58,859	51,525
		£	51,005	57,380	63,967	60,475	59,412	55,935	52,001	52,974	52,514	46,547
	U.S.	Tons.	74,501	61,243	38,782	42,701	48,557	57,556	49,771	44,826	50,886	48,192
		£	100,159	86,742	55,269	58,128	57,404	64,827	60,033	54,141	57,708	52,391
Silk, thrown twist or yarn	C	Lbs.	2,400	5,600	13,222	16,813	13,276	16,857	19,403	12,568	23,682	39,073
		£	1,151	2,662	5,073	5,717	5,221	7,139	7,934	5,836	9,555	14,310
	E.-U.	Lbs.	266,700	263,500	351,546	269,077	462,381	493,898	535,948	359,460	779,616	924,864
		£	73,774	74,170	83,333	60,995	95,991	102,802	132,646	83,753	159,056	245,427
Silk manufactures	C	£	107,723	119,988	112,472	179,746	206,287	238,216	286,517	139,891	160,838	260,290
	U.S.	£	203,699	201,756	198,439	203,827	109,689	127,265	176,970	124,417	109,267	108,555

Skins, foreign, dressed in the United Kingdom	C	No.	....	.....	37,926	88,922	63,421	66,936	50,909	28,143	23,128	42,350
		£	35,889	28,496	18,250	31,470	36,635	29,344	28,747	18,476	30,018	30,300
	U.S.	No.	.....	.....	448,136	138,056	167,311	98,856	45,823	244,168	434,135	346,237
		£	269,663	362,668	139,834	62,611	120,948	104,067	59,172	76,060	158,298	131,154
Spirits, British and Irish	C	Galls.	492,826	513,824	610,353	637,976	646,497	756,373	870,623	752,201	923,896	1,058,672
		£	216,408	216,709	270,213	277,310	276,598	319,821	379,452	325,711	388,792	463,187
	U.S.	Galls.	603,266	668,803	700,936	780,267	823,635	941,891	1,002,667	912,135	1,067,875	1,025,767
		£	290,287	335,898	352,659	395,790	413,682	467,138	495,601	449,729	522,005	499,398
Stationery, other than paper	C	£	36,141	34,564	45,416	57,116	63,176	70,604	96,373	65,785	69,291	80,677
	U.S.	£	86,174	85,009	78,729	65,791	71,892	109,556	148,138	107,091	131,195	93,383
Telegraph and telephone cable and apparatus	C	£	85,674	832,735	6,572	40,579	427,178	24,536	25,086	11,507	48,072	53,005
	U.S.	£	35,048	388,222	74,254	217,474	160,826	52,963	411,367	5,258	213,120	257,142
Umbrellas and parasols	C	£	18,626	18,505	18,329	15,242	11,889	20,033	26,590	23,792	25,652	27,640
	U.S.	£	12,073	15,648	12,889	8,005	8,503	10,713	10,285	5,455	9,036	8,010
Wool, sheep's and lambs', raw or undressed	C	Lbs.	819,700	1,383,900	1 620,800	1,556,900	1,563,100	1,245,100	1,662,000	940,600	1,731,200	1,279,900
		£	26,058	37,631	55,367	63,404	76,059	67,106	86,834	36,912	75,860	62,456
	U.S.	Lbs.	15,949,200	28,112,000	24,889,800	26,060,400	24,806,300	18,971,400	17,922,400	24,999,400	44,188,500	18,071,800
		£	370,328	644,652	677,647	1,044,545	1,136,579	875,102	892,560	797,891	1,801,501	795,581
Woollen and worsted yarn	C	Lbs.	487,000	649,000	1,175,200	1,524,100	1,836,000	1,582,200	2,097,400	1,671,100	2,680,300	3,674,600
		£	39,390	51,266	112,358	139,529	170,703	163,266	221,702	173,042	261,608	374,662
	U.S.	Lbs.	29,100	360,200	91,100	57,600	59,600	57,500	71,400	14,800	102,600	60,000
		£	2,565	29,299	7,550	5,428	5,133	6,214	5,765	1,548	10,886	7,318
Woollen and worsted tissues, entered by the yard	C	Yds.	15,953,000	18,413,200	20,780,700	23,055,700	22,721,900	21,614,400	23,166,800	16,074,800	23,720,000	26,401,300
		£	1,346,083	1,602,754	1,801,186	2,067,628	2,064,204	1,996,746	2,189,487	1,615,324	2,350,582	2,632,068
	U.S.	Yds.	14,950,500	23,215,600	28,542,100	27,034,800	36,272,700	25,665,100	24,957,000	17,784,200	25,680,800	26,391,000
		£	1,042,542	1,372,376	1,495,129	1,336,812	1,787,757	1,415,065	1,412,410	924,203	1,462,799	1,632,793
Woollen and worsted tissues, entered at value	C	£	217,638	218,820	284,220	332,009	354,225	650,762	859,841	581,606	728,210	933,973
	U.S.	£	85,741	109,085	94,259	83,687	99,424	182,539	144,259	100,135	138,494	155,838
Parcel post	C	£	85,885	99,396	124,074	138,650	188,394	222,848	303,668	286,511	559,203	489,494
	U.S.	£	.....	.....	.....	.....	67,894	83,952	104,711	96,096	211,808	241,426
Total value principal and other articles, the produce and manufacture of the United Kingdom	C	£	7,785,472	10,345,256	11,112,577	10,624,221	11,909,244	13,688,833	17,101,524	12,243,960	15,688,105	19,645,155
	U.S.	£	18,393,883	23,760,913	22,605,131	20,197,579	23,915,918	27,764,905	30,919,098	21,303,565	29,757,026	31,446,730

UNITED KINGDOM.

STATEMENT of the Quantities and Values of the Principal Articles of Merchandise (Foreign and Colonial Produce) Exported from the United Kingdom to Canada and the United States, respectively, during the Years ended December 31, 1901 to 1910, inclusive.

Abbreviations: C., Canada; U.S., United States.

Articles.			Quantities and Values.									
			1901.	1902.	1903.	1904.	1905.	1906.	1907.	1908.	1909.	1910.
Art, works of (other than pictures)	C.	£	1,268	1,667	556	1,396	1,530	1,886	1,371	2,721	2,528	1,324
	U.S.	£	10,903	10,966	53,091	11,297	1,793	4,741	1,274	3,354	4,959	11,291
Bristles	C.	Lbs.	35,450	50,454	118,806	41,052	63,399	71,536	60,284	33,407	78,886	97,288
		£	6,789	8,621	11,629	8,232	14,186	13,609	11,912	5,507	13,258	17,158
	U.S.	Lbs.	348,796	685,379	828,377	632,330	574,790	708,048	825,761	640,530	1,037,843	1,078,555
		£	83,394	131,606	133,973	136,284	112,214	142,449	152,787	118,437	181,446	207,167
Caoutchouc	C.	Cwt.	118	311	2	152	64	1,315	818	407	1,020	1,535
		£	1,287	1,250	45	2,400	699	24,295	3,096	6,089	21,649	42,061
	U.S.	Cwt.	111,690	96,734	108,964	101,664	119,745	126,969	111,778	115,667	136,024	161,487
		£	791,853	838,720	1,199,478	1,301,593	1,484,549	1,956,185	1,289,512	1,853,309	2,911,387	4,621,375
Chemical manufactures and products	C.	£	23,381	29,096	42,468	31,660	30,636	17,904	26,189	23,562	23,123	34,605
	U.S.	£	147,369	124,120	106,204	103,928	99,576	55,150	76,339	52,774	48,720	66,358
China and earthenware	C.	Cwt.	1,181	1,118	1,698	4,801	9,930	2,752	1,433	1,799	1,578	1,176
		£	3,863	3,952	5,687	16,131	25,133	8,383	2,244	3,542	5,333	3,698
	U.S.	Cwt.	67,263	60,675	65,837	49,068	23,657	18,997	25,188	22,077	46,672	28,934
		£	223,996	222,538	240,452	151,824	76,609	77,737	98,760	101,806	215,284	127,835
Cocoa, raw	C.	Lbs.	46,859	62,324	102,214	154,151	87,433	197,649	421,585	255,464	221,726	297,804
		£	1,686	2,058	3,706	5,184	2,850	5,946	14,399	9,326	6,350	8,723
	U.S.	Lbs.	2,187,691	2,481,791	2,233,203	1,499,216	1,930,854	2,104,632	1,291,587	1,520,007	2,557,026	2,361,378
		£	76,030	73,467	78,880	43,458	57,569	61,499	45,404	55,273	72,656	65,899
Coffee, raw	C.	Cwt.	2,283	2,122	7,389	7,583	7,686	7,245	7,678	6,744	11,239	9,485
		£	7,713	6,801	19,615	22,256	21,975	20,674	21,604	21,485	34,148	28,772
	U.S.	Cwt.	44,625	15,975	24,775	57,337	21,519	13,351	7,119	8,103	16,129	15,316
		£	130,879	47,831	59,498	126,879	54,706	35,648	18,076	22,704	33,801	34,863
Cotton, raw	C.	Cwt.	955	634	402	331	391	95	.....	.....	.....	.....
		£	2,736	1,680	1,304	1,353	1,412	251	.....	.....	.....	.....
	U.S.	Cwt.	527,205	650,667	582,896	387,728	558,056	488,616	943,849	561,609	784,479	920,981
		£	1,838,515	2,082,418	1,889,970	1,353,604	1,873,135	1,730,986	3,726,316	2,410,076	3,159,313	4,423,456

Cotton manufactures	C	£	46,279	40,476	30,020	25,787	23,129	29,617	47,300	71,297	78,100	134,836
	U.S.	£	73,469	85,185	76,809	57,182	56,243	46,659	41,000	43,601	39,388	136,105
Drugs	C	£	50,919	39,730	36,705	22,330	47,011	40,456	25,072	16,411	5,983	10,964
	U.S.	£	331,834	243,516	202,565	182,216	176,448	186,088	327,041	181,292	181,616	131,343
Dyeing and tanning stuffs— Indigo	C	Cwt.	.....	.....	.....	.....	.....	.....	.....	.....	.....	.....
		£	.....	.....	.....	.....	.....	.....	.....	.....	.....	.....
	U.S.	Cwt.	15,326	4,288	5,253	4,612	1,494	1,460	1,969	808	1,183	709
		£	234,409	71,532	77,336	61,951	19,131	21,021	27,845	10,715	15,479	8,297
Embroidery and needlework	C	£	58,697	63,169	43,318	24,650	21,253	18,808	52,546	92,586	119,560	251,773
	U.S.	£	11,475	7,373	13,752	5,857	854	2,173	1,659	2,411	1,367	4,320
Feathers, ornamental	C	Lbs.	1,158	5,438	9,952	10,097	15,788	10,466	22,571	37,939	29,729	37,918
		£	722	2,553	2,491	3,617	6,450	4,674	6,037	10,383	20,783	29,365
	U.S.	Lbs.	147,262	130,161	168,796	142,853	122,828	133,151	124,376	173,700	218,066	223,686
		£	323,516	302,616	422,768	365,907	268,615	376,057	434,638	565,405	780,876	838,778
Fish, cured or salted	C	Cwt.	2,654	2,685	2,426	2,705	5,934	5,088	3,423	4,195	4,634	10,560
		£	10,972	9,998	8,378	11,183	15,363	14,297	10,984	14,752	18,045	38,835
	U.S.	Cwt.	60,833	57,526	64,912	57,935	70,918	60,359	81,367	69,639	73,551	82,381
		£	75,015	74,991	96,699	86,182	99,096	93,219	156,390	127,563	142,288	190,733
Flax, dressed or undressed, and tow	C	Tons.	.....	.....	.....	.....	.....	.....	.....	.....	.....	.....
		£	.....	.....	.....	.....	.....	.....	.....	.....	.....	.....
	U.S.	Tons.	3,131	4,977	3,799	2,639	1,721	2,636	1,777	2,501	3,499	2,381
		£	111,388	149,550	174,783	128,734	78,569	127,899	84,713	101,425	158,764	101,183
Flowers, artificial	C	£	4,277	4,932	3,489	5,724	4,312	9,821	16,248	29,194	45,203	36,282
	U.S.	£	98,693	84,270	87,932	56,703	39,259	22,049	24,437	20,754	12,445	4,522
Fruits— Currants, dried	C	Cwt.	1,101	241	116	67	50	121	492	96	206	182
		£	1,745	269	91	61	39	123	749	119	255	223
	U.S.	Cwt.	8,548	151	459	42	.....	20,127	2,151	3,956	467	917
		£	10,146	157	409	60	.....	23,790	2,748	3,304	632	1,463
Figs	C	Cwt.	287	307	456	312	326	516	977	183	93	509
		£	250	250	378	174	181	281	716	184	173	362
	U.S.	Cwt.	7,107	6,764	4,975	3,021	2,276	5,763	2,451	2,745	2,323	5,166
		£	9,900	9,519	9,412	4,499	3,266	5,627	2,789	3,147	2,403	4,295
Grapes, raw	C	Cwt.	5,699	6,624	6,263	8,197	11,909	12,847	14,866	18,990	19,963	18,631
		£	6,526	7,642	6,943	7,895	12,835	13,030	15,952	21,486	23,734	20,127
	U.S.	Cwt.	65,564	108,513	46,088	43,213	32,938	33,888	30,818	14,891	30,706	42,279
		£	68,197	105,073	44,155	38,562	29,010	30,559	26,949	15,568	33,556	41,556

UNITED KINGDOM.

STATEMENT of the Quantities and Values of the Principal Articles of Merchandise (Foreign and Colonial Produce) Exported from the United Kingdom to Canada and the United States, &c.—*Continued.*

Abbreviations: C., Canada; U. S.; United States

Articles.			Quantities and Values.									
			1901.	1902.	1903.	1904.	1905.	1906.	1907.	1908.	1909.	1910.
Fruits—*Con.*												
Nuts	C.	Cwt.	.....	.....	5,645	3,583	6,351	7,660	6,178	3,852	3,331	8,406
		£	.....	.....	15,056	9,546	15,819	19,844	18,087	9,718	9,949	27,890
	U. S.	Cwt.	.....	.....	50,863	49,034	63,108	77,670	106,258	68,207	54,250	40,793
		£	.....	.....	104,161	95,082	118,249	149,939	175,655	108,509	107,147	90,141
Oranges and lemons	C.	Cwt.	50,785	69,773	73,688	58,403	30,466	71,455	113,152	72,493	77,338	71,911
		£	23,018	27,966	29,637	21,080	12,398	31,146	42,744	26,140	29,862	27,633
	U. S.	Cwt.	9,532	35,876	21,068	1,365	3,152	24,030	52,324	3,027	15,129	16,430
		£	68,197	12,396	6,247	489	2,159	10,062	20,259	1,157	6,197	7,191
Raisins	C.	Cwt.	726	1,101	398	831	3,813	2,750	5,725	892	1,197	1,382
		£	760	1,773	797	796	3,147	3,397	9,030	1,229	1,380	1,705
	U. S.	Cwt.	2,638	2,131	406	1,622	2,419	1,328	5,048	142	319	2,212
		£	3,835	4,227	918	1,568	2,696	1,911	6,582	237	571	4,217
Gums	C.	Cwt.	637	372	693	228	489	899	1,529	828	915	381
		£	2,147	1,812	3,137	2,304	1,931	2,577	5,645	3,922	2,855	1,120
	U. S.	Cwt.	78,692	96,776	111,231	73,708	113,554	82,724	129,007	76,469	149,140	124,678
		£	285,635	395,812	523,210	305,550	494,175	355,170	520,629	351,316	748,178	575,767
Hemp, dressed and undressed	C.	Tons	3,523	3,486	5,008	3,612	5,823	3,213	1,875	1,766	2,422	2,151
		£	106,343	138,279	179,142	129,627	209,064	122,776	72,917	53,792	60,335	55,545
	U. S.	Tons	33,287	17,233	5,979	14,284	9,976	8,460	11,160	3,260	4,708	4,118
		£	1,044,493	709,647	188,605	488,908	302,049	271,619	314,793	94,504	107,437	98,889
Hides, raw	C.	Cwt.	10,838	14,747	12,361	17,243	21,988	19,705	12,964	15,973	21,836	17,399
		£	36,050	45,176	34,348	56,166	79,465	73,537	49,305	49,822	79,351	74,054
	U. S.	Cwt.	175,072	126,949	66,350	68,153	147,573	199,601	158,872	120,349	248,044	201,376
		£	458,732	363,986	192,824	180,877	371,767	543,110	481,011	429,430	796,964	653,108
Jute and mfrs. of	C.	£	5,181	16,418	5,169	6,983	45,805	63,036	33,429	3,207	3,951	21,061
	U. S.	£	1,218,366	782,836	872,517	699,052	1,071,961	1,124,814	1,262,972	870,158	802,010	1,197,666

Lace	C.	£	40,289	44,816	58,291	69,671	48,061	50,590	81,859	82,956	89,117	73,396
	U. S.	£	567,288	793,985	844,756	774,864	1,121,433	1,716,817	1,731,503	1,237,962	1,147,228	1,114,728
Leather	C.	Lbs.	26,880	54,544	26,656	33,040	78,064	321,104	847,504	440,832	259,600	96,066
		£	3,100	4,525	2,774	3,114	6,490	18,688	37,541	23,008	20,147	13,616
	U. S.	Lbs.	6,105,792	4,578,112	3,973,984	5,289,872	5,617,248	6,972,784	5,801,600	3,429,661	4,019,680	2,662,464
		£	460,973	378,902	342,056	439,263	455,668	593,107	557,069	362,769	421,141	339,270
Leather, manufactures of	C.	£	11,469	12,247	10,710	12,882	8,867	6,996	14,699	17,410	25,534	31,884
	U. S.	£	48,736	34,000	30,081	21,733	37,291	43,625	49,946	36,887	39,490	60,908
Liquorice	C.	Cwt.	2,770	714	103	182	1,576	1,764	4,023	7,184	159	11
		£	4,977	1,198	339	435	2,957	4,219	8,559	13,200	523	62
	U. S.	Cwt.	168	168	272	541	9,149	67	21	.....	.....	.....
		£	320	455	562	677	13,764	125	23	.....	.....	.....
Metals												
Copper, unwrought, part wrought, and old copper	C.	Tons	54	34	35	.....	.....	.....	.....	.....	.....	.....
		£	3,523	1,950	2,003	.....	.....	.....	.....	.....	.....	.....
	U. S.	Tons	19,006	10,850	5,478	4,664	9,747	3,152	8,691	14,975	18,097	13,567
		£	1,396,519	607,274	314,354	273,050	637,321	273,335	810,878	900,271	1,067,272	777,629
Iron, bar, &c.	C.	Tons	415	1,061	134	631	222	517	721	139	149	830
		£	3,904	9,021	1,215	5,405	1,770	4,830	5,744	1,174	1,368	7,466
	U. S.	Tons	2,517	1,578	1,489	345	986	1,025	1,168	221	130	264
		£	26,828	13,535	11,241	3,383	7,936	8,924	10,080	1,942	1,034	2,192
Iron and steel manufactures, unenumerated	C.	Cwt.	37,496	31,300	13,200	2,680	16,600	20	320	1,240	620	2,340
		£	13,560	12,611	5,575	1,599	5,113	198	687	2,209	1,320	2,577
	U. S.	Cwt.	62,661	31,180	12,520	12,040	8,760	8,900	9,860	3,720	2,180	2,600
		£	47,035	23,685	16,064	17,244	14,908	13,084	13,519	5,271	3,493	3,872
Tin in blocks, ingots, bars or slabs	C.	Cwt.	1,545	1,740	1,080	960	.....	860	1,700	.....	80	240
		£	9,297	10,063	6,765	6,152	.....	7,534	14,881	.....	490	1,868
	U. S.	Cwt.	319,951	360,560	356,820	435,840	436,040	514,580	402,560	510,960	503,180	560,700
		£	1,840,351	2,161,464	2,244,883	2,753,357	3,076,718	4,630,358	3,575,635	3,413,638	3,382,639	4,338,610
Oils—Castor	C.	Cwt.	1,091	1,107	1,506	890	381	278	295	167	.....	.....
		£	1,700	1,503	1,720	965	482	400	472	232	.....	.....
	U. S.	Cwt.	104	.....	10	18	26	.....	.....	.....	.....	.....
		£	203	.....	21	24	29	.....	.....	.....	.....	.....
Cocoanut	C.	Cwt.	9,311	1,259	9,068	32,709	52,921	26,664	11,542	20,877	4,212	1,220
		£	10,790	1,560	11,097	38,045	65,330	41,549	20,493	28,906	6,220	2,698
	U. S.	Cwt.	142,399	135,965	179,240	155,322	196,754	100,685	125,310	104,491	65,203	38,439
		£	176,800	204,671	217,409	194,699	256,536	154,333	231,965	143,962	96,853	77,793
Painters' colours	C.	£	1,938	2,572	3,138	1,517	5,706	722	2,100	800	1,160	981
	U. S.	£	3,529	3,032	5,678	7,378	2,796	5,002	3,317	1,648	3,212	3,198

UNITED KINGDOM.

STATEMENT of the Quantities and Values of the Principal Articles of Merchandise (Foreign and Colonial Produce) Exported from the United Kingdom to Canada and the United States, &c.—*Concluded.*

Abbreviations: C., Canada; U.S., United States.

Articles.			Quantities and Values.									
			1901.	1902.	1903.	1904.	1905.	1906.	1907.	1908.	1909.	1910.
Rice, rice meal and flour	C.	Cwt.	142,640	52,611	13,215	118,438	106,136	137,388	158,578	162,155	132,561	160,866
		£	56,425	23,758	8,144	46,603	42,006	53,296	65,163	73,551	62,110	66,376
	U.S.	Cwt.	100,088	74,849	38,455	43,543	72,116	33,503	36,804	29,080	16,447	9,938
		£	45,043	35,494	20,511	19,154	40,890	18,401	24,549	17,130	10,437	5,297
Shells of all sorts	C.	£	.....	.....	.....	.....	.....	.....	.....	.....	.....	.....
	U.S.	£	184,147	239,784	233,446	168,471	178,311	218,226	203,179	186,530	184,521	204,355
Silk, manufactured	C.	£	242,106	259,436	263,723	214,106	198,563	203,298	305,330	290,984	371,185	409,282
	U.S.	£	26,369	33,006	21,218	41,971	26,236	19,529	15,514	12,268	16,668	13,807
Skins	C.	No.	1,067,289	1,200,129	1,236,632	1,315,457	1,364,552	759,023	.....	.....	.....	.....
		£	124,766	144,666	153,758	194,943	200,372	115,121	165,443	91,743	163,294	160,100
	U.S.	No.	45,748,416	39,609,652	40,324,614	38,849,121	42,915,048	53,148,657	.....	.....	.....	.....
		£	2,182,544	2,038,270	1,880,256	1,867,821	2,354,949	2,768,672	2,786,662	1,581,443	2,643,531	2,154,797
Skins, manufactured	C.	£	2,386	2,867	3,466	2,291	10,346	7,575	9,348	7,137	14,878	16,529
	U.S.	£	10,217	7,173	8,287	11,170	9,381	17,171	12,403	8,484	21,109	21,716
Spices:—												
Pepper	C.	Lbs.	545,144	597,200	544,000	436,800	468,500	480,500	522,400	322,147	560,036	549,517
		£	14,710	16,913	15,978	12,069	11,994	10,946	11,361	5,741	7,690	10,470
	U.S.	Lbs.	*	*	*	*	*	1,979,000	1,662,200	1,995,460	2,540,847	1,636,744
		£						40,477	39,659	32,843	35,233	33,028
All other sorts	C.	Lbs.	271,252	313,760	257,760	369,187	475,952	382,624	562,168	397,228	429,061	508,298
		£	6,636	7,333	7,544	9,621	9,807	9,602	12,941	8,043	8,169	10,255
	U.S.	Lbs.	4,908,383	6,406,850	4,673,515	5,716,751	6,435,104	2,511,340	2,709,046	2,235,202	3,148,401	1,238,567
		£	96,238	135,625	84,026	109,258	99,597	51,775	71,250	40,033	56,753	48,577
Spirits, not sweetened, of all sorts	C.	Galls.	24,044	20,543	36,927	36,755	34,296	55,314	58,955	49,599	57,243	69,858
		£	5,234	4,137	5,839	5,910	5,931	8,795	12,098	9,886	10,054	12,112
	U.S.	Galls.	29,815	29,887	35,798	35,656	44,509	32,864	38,104	26,297	44,525	37,241
		£	7,560	8,584	9,903	10,374	10,829	9,557	11,332	9,224	14,721	12,679

Straw plaiting, for making hats and bonnets	C	Lbs.	31,063	22,215	21,203	26,107	11,115	51,583	25,864	34,223	75,406	109,385
		£	2,467	2,802	2,430	4,196	5,612	7,416	4,273	4,893	9,292	15,180
	U.S	Lbs.	181,530	393,100	581,940	425,912	530,112	897,343	815,040	781,568	913,145	506,651
		£	18,383	43,170	58,842	50,235	64,115	114,878	73,638	72,268	70,915	52,338
Sugar, refined and unrefined	C	Cwt.	5,651	375	255	41	898	2,764	87	47	136	1,115
		£	3,292	213	154	32	615	1,677	65	38	101	1,014
	U.S.	Cwt.	11,111	2,153	118	8,157	63	19	2	288,417	998	284,790
		£	6,029	1,271	81	4,819	55	12	2	181,555	587	167,273
Tea	C	Lbs.	3,642,259	4,966,470	3,765,293	3,061,589	3,548,195	4,615,040	4,562,311	5,109,586	5,399,860	5,616,318
		£	133,809	177,858	150,136	126,169	144,801	169,336	195,108	226,796	247,607	266,555
	U.S.	Lbs.	4,256,095	5,036,141	4,719,877	5,403,936	4,979,964	5,394,847	6,323,630	6,202,359	8,961,084	6,750,334
		£	171,195	196,752	216,556	258,598	257,237	275,196	323,085	327,023	433,582	389,260
Wine	C	Galls.	16,664	11,678	10,212	9,583	10,795	15,959	14,776	13,165	12,834	24,849
		£	10,112	7,492	7,009	6,118	7,686	9,214	8,347	7,298	9,871	19,943
	U.S.	Galls.	51,005	39,332	34,629	48,488	48,630	82,149	49,884	17,045	28,842	37,392
		£	51,834	42,377	47,843	48,373	60,797	114,624	65,188	18,912	39,980	55,239
Wood—Furniture, veneers and hardwoods	C	Tons.	.....	.....	154	218	568	1,626	1,379	760	528	584
		£	.....	.....	2,046	2,090	4,918	15,666	11,690	5,561	5,006	6,522
	U.S.	Tons.	12,911	19,356	23,061	17,337	19,655	30,207	23,600	19,092	28,138	25,289
		£	154,299	219,989	244,660	171,533	211,348	318,473	244,484	158,952	291,504	307,347
Wool, sheep's or lamb's	C	Lbs.	2,257,308	2,674,904	1,795,582	1,439,600	1,824,300	916,500	1,287,000	1,243,923	2,070,134	1,500,205
		£	67,460	65,087	61,300	54,619	72,329	39,827	52,815	48,130	79,463	61,592
	U.S.	Lbs.	47,378,559	54,882,574	49,839,073	60,454,200	78,755,700	63,967,800	69,889,154	57,474,119	126,973,963	62,457,261
		£	1,378,557	1,505,255	1,560,673	2,239,708	3,323,273	2,876,680	3,097,066	2,212,108	5,186,478	2,687,345
Woollen manufactures	C	£	121,764	147,893	133,497	116,135	117,143	132,652	187,884	194,974	271,822	269,398
	U.S.	£	338,785	259,970	199,757	122,897	165,248	105,975	103,251	84,662	62,502	66,477
Total value principal and other articles, Foreign and Colonial merchandise	C.	£	1,465,054	1,650,621	1,631,567	1,624,121	1,857,835	1,788,427	2,119,449	1,968,487	2,386,662	2,969,817
	U.S.	£	19,257,267	19,320,160	19,000,075	19,074,854	23,366,170	25,475,420	27,133,476	21,203,283	29,497,140	30,735,156

*Included with 'Spices, all other sorts.'

UNITED KINGDOM.

SUMMARY Statement of the Trade of the United Kingdom with Canada and the United States.

Abbreviations: C., Canada; U.S., United States.

ARTICLES.		VALUES.									
		1901.	1902.	1903.	1904.	1905.	1906.	1907.	1908.	1909.	1910.
Recapitulation:—											
Produce and Manufacture of the United Kingdom Exported to	C. £	7,785,472	10,345,256	11,112,577	10,624,221	11,909,244	13,688,833	17,101,524	12,243,960	15,688,105	19,645,155
	U.S. £	18,393,883	23,760,913	22,605,131	20,197,579	23,915,918	27,764,905	30,919,098	21,303,565	29,757,026	31,446,730
Foreign and Colonial Merchandise exported to	C. £	1,465,054	1,650,621	1,631,567	1,624,121	1,857,835	1,788,427	2,119,449	1,968,487	2,386,662	2,969,817
	U.S. £	19,257,267	19,320,160	19,000,075	19,074,854	23,366,170	25,475,420	27,133,476	21,203,283	29,497,140	30,735,156
British and Foreign Merchandise Exported to	C. £	9,250,526	11,995,877	12,744,144	12,248,342	13,767,079	15,477,260	19,220,973	14,212,447	18,074,767	22,614,972
	U.S. £	37,651,150	43,081,073	41,605,206	39,272,433	47,282,088	53,240,325	58,052,574	42,506,848	59,254,166	62,181,886
Aggregate Trade:											
Imports from	C. £	19,851,585	22,964,537	26,669,855	22,621,164	24,485,632	28,035,036	25,466,836	24,463,488	25,222,963	25,634,886
	U.S. £	141,015,465	126,961,601	122,112,652	119,227,802	114,669,797	131,054,366	134,346,708	123,900,831	118,353,893	117,607,435
Exports to	C. £	9,250,526	11,995,877	12,744,144	12,248,342	13,767,079	15,477,260	19,220,973	14,212,447	18,074,767	22,614,972
	US £	37,651,150	43,081,073	41,605,206	39,272,433	47,282,088	53,240,325	58,052,574	42,506,848	59,254,166	62,181,886
Total trade with	C. £	29,105,111	34,960,414	39,413,999	34,869,506	38,252,711	43,512,296	44,687,809	38,675,935	43,297,730	48,249,858
	U.S. £	178,666,615	170,042,674	163,717,858	158,500,235	161,951,885	184,294,691	192,399,282	166,407,679	177,608,059	179,789,321

UNITED STATES.

(Includes Alaska, Hawaii and Porto Rico.)

VALUE of the Total Imports and Exports of Merchandise from and to each Principal Country during the Years ended June 30, 1907 to 1911, inclusive.

Imports.					Countries.	Exports.				
1906-7.	1907-8.	1908-9.	1909-10.	1910-11.		1906-7.	1907-8.	1908-9.	1909-10.	1910-11.
$	$	$	$	$	*British Empire.*	$	$	$	$	$
246,112,047	190,355,475	208,612,758	271,029,772	261,289,106	..United Kingdom	607,783,255	580,663,522	514,627,365	505,552,871	576,613,974
2,586,207	1,615,261	1,768,945	2,068,220	1,629,631	...Aden	2,110,546	1,097,277	1,446,670	531,784	1,193,942
571,993	455,546	477,705	591,523	599,516	..Bermuda	908,637	957,066	1,163,626	1,323,959	1,357,631
2,652,377	2,507,155	2,742,368	3,208,894	3,556,688	..British Africa	10,496,322	10,286,728	9,811,640	12,456,987	15,523,852
83,819,743	61,489,287	63,907,896	70,728,613	72,633,824	.. " East Africa	9,019,726	11,886,858	10,255,630	9,495,016	11,937,796
1,213,813	230,828	791,349	567,793	473,050	.. " Guiana	1,847,147	1,988,385	2,009,988	1,884,331	1,850,867
754,581	737,389	848,925	1,066,409	1,184,373	.. " Honduras	1,280,540	1,299,145	1,081,898	1,211,852	1,562,583
					British Oceania :—					
13,434,331	11,186,668	13,973,219	14,806,764	9,302,868	....Australia	25,768,627	28,280,661	24,076,260	27,696,557	37,524,586
4,201,206	3,040,168	2,847,655	4,168,125	2,676,870	....New Zealand	6,297,238	6,502,362	5,463,547	5,577,088	7,555,962
104,095	66,208	107,216	165,321	14,766	....All Other	46,280	141,730	130,566	122,987	506,342
12,191,852	12,129,350	11,410,019	11,154,683	12,258,580	..British West Indies	10,755,139	12,475,383	11,715,654	11,277,963	11,873,400
73,334,615	75,131,666	79,317,055	95,128,310	100,863,418	..Canada	183,206,067	167,035,947	163,448,656	215,990,021	269,806,013
23,202	11,048	19,604	9,494	6,824	..Gibraltar	378,658	371,365	491,888	228,019	328,909
2,740,642	2,129,256	1,769,019	2,331,773	2,718,315	. Hong Kong	8,332,208	8,975,161	7,267,802	6,467,165	7,756,138
20,050	4,584	10,352	16,351	14,427	..Malta, Gozo, &c	578,545	548,859	608,280	296,009	231,097
1,478,259	1,169,060	1,148,075	1,229,688	1,380,935	..Newfoundland and Labrador	2,920,349	3,587,748	3,939,643	4,074,802	4,604,382
14,358	45,085	21,318	36,146	.....	..All other British Possessions	10,736	8,247	1,433	4,634	1,368
445,253,371	362,304,634	389,773,478	478,307,879	470,403,191	..... Total, British Empire	871,739,990	836,106,444	757,540,546	804,192,045	950,228,842
					Foreign Countries.					
16,009,629	15,425,659	15,436,587	17,408,910	16,958,099	..Austria-Hungary	15,136,185	16,174,738	14,226,703	14,962,731	19,514,787
30,142,562	19,895,677	27,393,918	40,059,281	37,084,743	..Belgium	51,493,014	52,940,514	45,093,003	41,116,585	45,016,622
*	*	190,825	385,667	284,254	..Bulgaria	*	*	92,887	128,111	89,768
					..Central American States :—					
4,965,034	4,405,365	2,709,994	3,641,298	4,838,416	....Costa Rica	2,470,986	2,696,744	2,307,096	3,050,510	3,473,376
3,872,538	2,390,167	3,148,489	1,832,324	2,562,488	....Guatemala	2,848,864	1,730,700	1,706,156	1,959,246	2,431,769

UNITED STATES.

(Includes Alaska, Hawaii and Porto Rico.)

VALUE of the Total Imports and Exports of Merchandise from and to each Principal Country, &c.—*Concluded.*

Imports.					Countries.	Exports.				
1906-7.	1907-8.	1908-9.	1909-10.	1910-11.		1906-7.	1907-8.	1908-9.	1909-10.	1910-11.
$	$	$	$	$	Central American States—*Con.*	$	$	$	$	$
2,296,556	2,268,070	2,150,752	2,012,225	2,657,009	....Honduras	1,833,056	1,768,995	1,499,632	1,605,493	2,126,014
1,028,166	1,160,832	1,004,811	1,321,767	1,442,299	....Nicaragua	1,923,111	1,574,879	1,355,287	1,690,792	2,475,792
1,752,314	1,469,344	1,676,994	2,229,189	3,506,735	....Panama	16,150,953	18,232,666	16,797,530	20,596,371	20,867,919
1,171,187	981,715	970,137	1,176,393	1,463,792	....Salvador	1,603,166	1,357,297	1,462,135	1,316,957	2,100,713
33,436,542	26,020,922	28,798,723	29,990,370	34,227,503	..Chinese Empire	25,704,532	22,343,657	19,420,024	16,320,612	19,287,836
1,120	3,045	2,879	20,176	245,551	..Corea	1,459,223	1,563,113	320,780	442,066	1,144,583
1,125,945	1,272,938	1,625,408	2,198,334	1,712,600	..Denmark	23,384,989	21,541,696	17,522,113	13,644,903	13,196,959
656,744	649,066	284,667	544,157	148,060	..Danish Possessions	791,522	750,101	722,663	752,280	816,136
16,615,706	12,863,051	11,200,841	12,176,108	21,674,653	..Egypt	1,225,077	2,126,383	1,293,807	982,845	2,114,596
127,803,407	101,999,541	108,387,337	132,363,346	115,414,784	..France	113,604,692	116,123,468	108,764,262	117,627,466	135,271,648
1,465,523	1,150,929	1,314,105	1,420,514	1,815,648	..French Possessions	4,051,388	4,345,359	4,456,539	3,725,215	4,489,583
161,543,556	142,935,547	143,525,828	168,805,137	163,242,560	..Germany	256,595,663	276,922,089	235,324,140	249,555,926	287,495,814
178,947	590,735	863,236	1,715,728	1,513,176	..German Possessions	257,271	647,007	615,998	662,390	710,990
3,086,417	3,019,666	2,382,202	2,643,005	3,133,049	..Greece	1,634,431	1,290,804	1,237,297	429,670	627,320
50,455,157	44,844,174	49,287,894	49,868,367	47,334,809	..Italy	61,746,965	54,217,394	58,509,595	53,467,053	60,580,766
.....	.....	.....	.....	.....	..Italian Possessions	.....	17,435	1,845	3,688	2,161
68,910,594	68,107,545	70,392,722	66,398,761	78,527,496	..Japan	38,770,027	41,432,327	26,691,613	21,959,310	36,721,409
106	1,035	73	212	745	..Liberia	64,904	58,432	56,165	84,869	103,161
57,233,527	46,945,690	47,712,214	58,795,943	57,450,111	..Mexico	66,248,098	55,509,604	49,793,323	58,193,704	61,281,715
32,455,612	20,305,864	26,086,336	31,713,766	32,926,492	..Netherlands (Holland)	104,507,716	102,206,184	95,012,366	84,944,878	96,103,376
12,448,047	15,237,699	24,083,167	11,924,306	11,286,640	..Dutch Possessions	3,271,673	3,533,579	3,870,912	3,585,260	4,705,253
3,795,387	3,668,909	4,643,609	6,551,985	8,009,490	..Norway	5,682,508	6,841,626	5,806,113	5,949,330	7,356,405
11,510,438	10,164,223	9,433,986	17,317,897	17,400,398	..Philippine Islands	8,661,424	11,461,732	11,189,441	16,832,645	19,723,113
6,479,500	4,967,922	6,240,562	6,507,733	7,015,358	..Portugal	2,787,422	3,086,072	3,901,405	3,223,855	2,669,910
123,041	102,466	141,781	326,871	439,030	..Portuguese Possessions	3,034,808	5,675,870	3,777,267	3,323,009	3,570,680
6,545	11,135	9,340	36,181	273,597	..Roumania	685,231	447,759	647,045	479,364	964,398
1,144,745	341,627	793,345	1,181,058	1,199,298	..Russia in Asia	2,004,199	2,072,915	1,635,734	1,039,881	2,479,782
16,559,437	11,113,421	11,051,571	16,196,154	11,194,219	..Russia in Europe	19,778,156	16,312,377	15,633,175	16,789,930	25,740,749
59,297	52,353	531,691	1,067,008	574,141	..Servia	175	3,806	5,310	4,273	13,058
					..South America—					
16,745,325	11,024,098	22,230,182	33,463,264	29,090,732	....Argentine Republic	32,163,336	31,858,155	33,712,505	40,694,941	43,918,511
.....	384	138	189	327	....Bolivia	941,287	1,226,238	792,691	603,721	891,624

97,881,158	74,577,864	98,053,229	108,154,491	100,867,184	....Brazil.....	18,697,547	19,490,077	17,527,692	22,897,890	27,240,146
18,287,029	14,777,811	13,712,373	20,921,326	19,941,000	....Chile.....	10,195,657	9,194,650	5,466,286	8,304,246	12,044,578
6,308,680	6,380,755	7,010,304	7,485,141	8,994,460	....Colombia.....	3,084,718	3,452,375	3,679,070	3,979,886	4,905,934
3,059,573	2,401,188	2,730,372	2,859,714	3,628,805	... Ecuador.....	1,726,289	1,909,126	1,849,657	2,215,951	2,238,539
3,819	14,645	16,777	29,170	34,516	....Paraguay.....	173,560	100,568	52,268	61,142	86,986
4,958,202	6,670,616	6,386,544	7,621,497	9,314,030	....Peru.....	6,075,739	6,959,579	4,557,864	4,548,053	5,597,123
3,160,891	1,364,796	3,726,877	7,413,896	1,613,736	....Uruguay.....	3,412,785	3,868,661	3,360,313	4,272,145	5,317,711
7,852,214	6,725,184	8,313,609	6,701,352	7,635,256	....Venezuela.....	3,024,629	2,555,863	2,568,211	2,797,210	3,791,620
13,426,665	14,152,712	14,077,064	18,453,278	19,784,998	. Spain.....	21,330,384	21,906,379	19,679,003	18,964,403	25,064,916
163,070	83,521	80,642	125,958	95,121	..Spanish Possessions.....	424,482	694,730	409,365	299,683	703,948
4,171,264	4,633,672	4,486,142	6,830,477	8,532,422	..Sweden.....	9,413,649	9,671,810	6,731,301	5,991,896	7,973,820
26,830,474	24,698,036	23,831,492	25,209,159	25,652,299	..Switzerland.....	612,579	646,840	750,736	756,770	704,808
7,666,427	6,205,061	6,035,660	7,664,132	10,150,372	..Turkey in Asia.....	628,716	555,376	621,893	744,504	1,403,912
6,939,761	4,551,509	6,393,468	8,689,769	7,540,440	..Turkey in Europe.....	1,125,099	1,418,024	1,896,249	1,613,168	2,536,141
65,966	1,614	6,650	96,662	69,448	..Turkish Possessions (Tripoli)...	1,496	3,010	.....	14,232	.....
					..West Indies—					
97,441,690	83,284,692	96,722,193	122,528,037	110,309,468	....Cuba.....	49,305,274	47,161,306	13,913,356	52,858,758	60,709,062
1,274,678	689,045	525,947	790,579	813,713	....Hayti.....	2,916,164	3,649,172	3,937,359	4,498,449	5,358,761
3,370,899	4,583,661	3,653,880	2,462,716	3,632,453	... Santo Domingo.....	2,509,817	2,703,276	2,579,320	3,106,402	3,805,329
686,513	266,412	209,799	475,245	296,229	..All other Countries in Africa...	12,142	8,710	65,573	86,712	48,947
570,430	581,350	467,380	833,358	1,268,660	..All other Countries in Asia.....	1,924,340	8,595,655	570,482	1,031,295	780,789
.....	.....	.....	.....	2	..All other Countries in Europe..	.....	.....	.....	.....	.....
989,168,054	832,037,758	922,146,746	1,078,639,551	1,056,822,914	..Totals, Foreign Countries.....	1,009,111,088	1,024,666,902	905,470,558	940,792,675	1,099,091,357
445,253,371	362,304,034	389,773,478	478,307,879	470,403,191	..Totals, British Empire.....	871,739,990	836,106,444	757,540,546	804,192,045	950,228,842
1,434,421,425	1,194,341,792	1,311,920,224	1,556,947,430	1,527,226,105	.....Grand totals.....	1,880,851,078	1,860,773,346	1,663,011,104	1,744,984,720	2,049,320,199

* Included in "Turkey in Europe" prior to 1908-9.

UNITED STATES.

(Includes Alaska, Hawaii and Porto Rico.)

TOTAL Quantities and Values of the Principal Articles of Merchandise Imported during the Years ended June 30, 1907 to 1911, inclusive,

ARTICLES.	1906-7.		1907-8.		1908-9.		1909-10.		1910-11.	
	Quantity.	Value.	Quantity.	Value.	Quantity.	Value.	Quantity.	Value.	Quantity.	Value.
		$		$		$		$		$
Animals:—										
Cattle ..... No.	32,402	565,122	92,356	1,507,310	139,184	1,999,422	195,938	2,999,824	182,923	2,953,077
Horses ..... "	6,080	1,978,105	5,487	1,601,392	7,081	2,007,276	11,620	3,296,022	9,593	2,692,074
Sheep ..... "	224,798	1,120,425	224,765	1,082,606	102,663	502,640	126,152	696,879	53,465	377,625
Other	.....	680,630	.....	583,151	.....	528,333	.....	846,945	.....	828,188
Antimony, ore, regulus or metal ..... Lbs.	11,863,279	2,132,366	9,728,890	764,461	15,552,644	815,177	9,245,392	551,250	10,036,401	541,588
Articles of the United States production re-imported, except distilled spirits	.....	11,833,983	.....	16,599,766	.....	12,586,277	.....	19,211,606	.....	20,917,296
Articles specially imported—										
Philosophical and scientific apparatus	.....	472,218	.....	501,850	.....	482,812	.....	599,138	.....	.....
Regalia for religious, educational &c., purposes	.....	336,306	.....	349,526	.....	330,906	.....	272,608	.....	.....
Works of art for exhibition purposes	.....	1,619,262	.....	756,478	.....	1,194,561	.....	2,193,286	.....	.....
Art works	.....	5,867,265	.....	4,310,767	.....	3,797,163	.....	21,088,720	.....	22,495,812
Asbestos—										
Unmanufactured ..... Tons.	.....	1,011,516	.....	1,115,800	41,176	1,021,390	47,510	1,122,085	57,124	1,318,539
Manufactured	.....	150,313	.....	155,748	.....	220,359	.....	269,161	.....	.....
Asphaltum and bitumen ..... Tons.	124,430	579,892	153,847	666,310	128,050	606,096	116,371	712,551	152,568	707,746
Automobiles ..... No.	1,176	4,011,025	1,045	2,500,134	1,621	2,905,391	1,473	2,851,446	888	1,898,843
Automobiles, parts of	.....	801,251	.....	490,905	.....	773,743	.....	985,638	.....	351,916
Beads and bead ornaments	.....	715,766	.....	542,812	.....	611,085	.....	1,230,471	.....	1,163,752
Beverages, non alcoholic	.....	115,922	.....	109,515	.....	104,236	.....	112,570	.....	.....
Bismuth ..... Lbs.	216,087	262,775	217,851	317,464	175,729	274,662	200,221	316,838	.....	.....
Blood, dried	.....	94,023	.....	40,023	.....	91,705	.....	221,587	.....	.....
Bones, hoofs and horns, unmanufactured	.....	845,255	.....	733,798	.....	777,357	.....	1,067,911	.....	1,168,924
Bone and horn, manufactures of	.....	292,073	.....	248,275	.....	171,688	.....	200,290	.....	.....

Brass, fit only for re-manufacture ... Lbs.	11,493,840	1,850,519	2,640,258	427,496	3,731,150	470,500	6,504,212	798,385	3,954,123	518,562
Breadstuffs—										
Farinaceous substances, and preparations of (sago, tapioca, &c) ...	...	1,432,082	...	1,574,835	...	1,396,090	...	990,525	...	1,590,971
Macaroni, vermicelli, and all similar preparations used as food ... Lbs.	87,720,730	3,479,824	97,233,708	4,009,995	85,114,003	3,676,786	113,772,801	4,926,812	114,779,116	4,864,318
Oats ... Bush.	74,552	26,634	364,307	179,714	6,666,989	2,651,699	1,034,511	400,929	107,318	41,990
Wheat ... "	375,433	237,049	341,617	329,766	41,082	36,741	164,201	150,561	509,439	476,586
Wheat flour ... Bbls.	47,702	159,046	39,593	179,295	92,413	446,500	144,759	681,944	141,582	625,287
Other ...	...	558,333	...	864,609	...	1,246,598	...	1,349,817	...	1,728,702
Bristles, sorted, bunched or prepared ... Lbs.	3,433,941	3,256,552	2,614,783	2,090,157	2,881,372	2,583,482	3,992,520	3,111,872	3,542,913	2,970,481
Bronze, manufactures of ...	...	971,389	...	934,632	...	695,856	...	856,892	...	765,820
Broom-corn ... Tons.	4	1,663	2	516	1,880	163,645	7,659	933,878	...	...
Brushes ...	...	1,586,556	...	1,681,640	...	1,430,321	...	1,732,200	...	2,241,066
Buttons and parts of ...	...	936,085	...	652,961	...	766,901	...	1,055,615	...	762,388
Carbons for electric lighting ...	...	159,516	...	172,944	...	280,565	...	240,323	...	...
Cement—										
Roman, Portland, and other hydraulic ... Lbs.	1,123,763,604	3,669,926	573,437,777	1,973,472	192,374,732	712,628	163,101,786	602,833	93,297,749	324,949
All other ...	...	108,188	...	127,126	...	154,134	...	131,529	...	...
Chalk ...	...	150,441	...	147,458	...	138,041	...	177,032	...	...
Chemicals, drugs and dyes—										
Acids ...	...	...	...	...	...	...	...	541,959	...	1,406,576
Alazarine and alazarine colors or dyes ... Lbs.	4,049,813	674,444	3,964,126	753,371	3,749,869	1,215,700	3,023,348	647,944	3,163,487	708,346
Ammonia, sulphate of ... "	61,228,985	1,660,037	68,547,726	1,788,512	80,383,268	2,037,467	125,221,613	3,099,087	206,501,860	5,252,923
Analine salts ... "	8,271,038	650,118	5,407,790	462,332	6,132,517	543,528	5,866,982	515,623	5,133,725	450,106
Argols or wine lees ... "	30,540,893	2,562,384	26,738,834	2,305,185	32,115,646	2,641,867	28,182,956	2,220,687	29,175,133	2,938,337
Arsenic ... "	...	...	...	...	...	...	6,466,062	228,292	7,024,110	213,581
Coal tar colors and dyes ...	...	5,635,001	...	4,883,675	...	5,901,842	...	6,011,054	...	6,022,986
Coal-tar, products, not medicinal and not colors or dyes ...	...	551,222	...	2,002,530	...	2,929,328	...	3,191,956	...	3,447,169
Coal-tar, preparations, not medicinal and not colors or dyes ...	...	929,147	...	1,002,298	...	738,491	...	630,297	...	650,165
Dye woods ...	...	913,465	...	539,049	...	445,010	...	566,377	...	...
Fusel oil or amylic alcohol ... Lbs.	...	...	...	...	...	...	4,953,952	598,199	5,231,252	842,916
Gelatine ... "	...	...	...	...	1,247,910	387,232	1,249,856	386,696	1,312,979	387,525
Glycerine ... "	37,992,433	2,459,458	32,481,068	2,470,178	36,248,421	3,021,272	41,181,526	3 665,763	40,109,007	4,364,419
Gums—										
Camphor, crude ... "	3,138,070	1,572,863	2,814,299	1,365,269	1,990,499	602,530	3,026,648	921,926	3,726,319	1,118,586
" refined ... "	...	...	...	...	451,362	158,297	177,269	179,965	178,422	161,878
Chicle ... "	6,732,581	2,139,204	6,089,607	2,027,148	5,450,139	1,987,112	6,793,821	2,547,339	6,508,298	2,899,086
Copal, kauri and damar ... "	26,681,736	2,835,332	24,966,693	2,813,515	24,861,428	2,388,458	29,357,579	2,961,800	23,021,822	2,080,832
Gambier or terra japonica ... "	28,865,617	977,009	26,681,791	894,752	30,992,245	1,313,997	25,572,655	1,255,296	18,764,507	970,158
Shellac ... "	17,785,960	5,821,688	13,361,932	4,143,974	19,185,137	3,889,533	29,402,182	3,877,707	15,494,940	2,306,262

UNITED STATES.

(Includes Alaska, Hawaii and Porto Rico.)

TOTAL Quantities and Values of the Principal Articles of Merchandise Imported, &c.—*Continued.*

ARTICLES.	1906-7.		1907-8.		1908-9.		1909-10.		1910-11.	
	Quantity.	Value.	Quantity.	Value.	Quantity.	Value.	Quantity.	Value.	Quantity.	Value.
Chemicals, drugs and dyes—*Con.*		$		$		$		$		$
Gums—*Con.*										
Other	.....	1,628,060	.....	1,288,835	.....	1,669,463	.....	1,760,092	.....	1,862,874
Indigo ..... Lbs.	7,170,057	1,233,541	6,078,073	1,058,354	8,249,972	1,400,286	7,538,689	1,195,942	6,908,751	1,152,518
Iodine, crude ..... "	529,080	1,185,586	175,929	342,777	12,910	25,705	771,083	1,501,036	210,440	418,762
Licorice root ..... "	66,115,863	1,140,541	109,355,720	1,864,136	97,742,776	1,628,894	82,207,496	1,365,077	125,135,490	2,060,235
Lime, chloride of, bleaching powder ..... "	106,234,514	880,364	90,235,515	754,501	83,399,660	684,086	91,004,686	750,358	99,562,575	801,135
Lime, citrate of ..... "	.....	.....	.....	.....	.....	.....	3,825,014	527,443	5,220,544	712,004
Magnesite, calcined, not purified ..... "	.....	.....	.....	.....	.....	.....	215,118,953	996,892	296,544,687	1,364,990
Mineral waters, natural and artificial ..... Doz. qts.	1,156,368	1,053,976	1,179,965	1,132,786	1,173,540	1,130,208	1,695,822	994,756	.....	.....
Opium ..... Lbs.	728,530	3,068,126	432,866	2,487,910	609,141	2,794,579	449,239	1,622,475	629,842	2,208,445
Potash—Carbonate of ..... "	25,642,733	760,745	21,643,210	844,136	20,638,423	703,932	17,433,402	567,145	22,800,352	724,129
Muriate of ..... "	231,297,809	3,860,555	237,037,158	3,883,615	297,325,285	4,758,897	391,403,907	5,640,641	431,215,560	6,449,576
Nitrate of, or saltpetre, crude ..... "	12,886,950	400,200	16,790,857	517,334	17,470,656	512,473	25,054,034	674,006	9,277,547	282,549
Sulphate of ..... "	57,538,014	1,000,797	55,366,035	1,007,584	61,130,996	1,148,606	86,194,059	1,412,234	106,268,142	1,952,368
Other ..... "	7,483,854	267,045	5,947,182	242,881	7,032,659	294,709	8,793,391	357,933	13,074,784	896,570
Quebracho, extract of ..... "	79,033,584	2,319,785	79,186,787	2,260,364	102,004,981	2,740,530	95,183,073	3,021,902	.....	.....
Quinia, sulphate of ..... Ozs.	1,621,840	651,558	2,415,405	403,474	2,331,981	336,530	2,991,071	411,307	.....	.....
Soda—										
Nitrate of ..... Tons	342,073	14,041,202	330,090	12,546,611	353,494	12,583,417	544,559	16,548,036	546,525	17,101,140
Other ..... Lbs.	22,909,404	410,538	2,168,370	289,326	13,577,987	374,233	25,087,098	473,791	38,439,674	392,309
Sulphur or brimstone, crude Tons	35,326	638,222	26,319	430,840	17,907	307,207	29,329	503,670	23,477	411,972
Sumac, ground ..... Lbs.	12,487,103	267,239	8,576,091	227,611	10,974,613	293,249	13,632,861	299,170	.....	.....
Vanilla beans ..... "	963,249	1,523,156	571,977	1,170,135	1,121,485	1,495,469	797,409	1,203,773	1,140,650	1,953,372
Wax, vegetable or mineral "	8,652,878	1,464,411	6,302,722	934,459	8,966,332	1,112,801	13,364,330	1,409,129	10,675,307	1,327,698
All other chemicals, drugs and dyes	.....	15,890,895	.....	13,503,148	.....	14,402,930	.....	12,829,166	.....	.....
Chocolate, prepared or mfr'd. Lbs.	3,541,961	830,611	2,756,452	715,131	1,519,073	339,795	1,294,300	273,972	.....	.....
Clays or earths ..... Tons	286,451	1,954,121	251,571	1,756,085	258,996	1,777,556	304,059	2,076,712	.....	.....

Clocks and watches and parts of	.....	3,593,173	.....	2,922,142	.....	2,556,631	.....	2,571,254	.....	3,762,961
Coal—										
Anthracite ..... Tons	23,113	78,751	24,907	106,836	4,585	20,151	1,746	8,527	.....	.....
Bituminous ..... "	1,689,869	4,181,511	1,981,467	5,123,862	1,227,858	3,498,480	1,624,791	4,460,919	1,761,210	4,975,914
Cocoa or cacao—										
Crude and shells of ..... Lbs.	92,249,819	13,376,562	82,831,242	14,257,250	129,854,749	14,850,328	108,668,070	11,376,061	138,051,341	14,552,879
Prepared and mfr'd ..... "	1,267,733	371,816	1,016,990	311,661	1,287,109	372,195	1,107,203	316,118	.....	.....
Coffee, not incl. substitutes.. "	985,321,473	78,231,902	890,640,057	67,688,106	1,049,868,768	79,112,129	871,469,516	69,194,353	875,366,797	90,567,788
Coke ..... Tons	129,163	563,492	119,196	549,041	169,902	777,401	128,210	521,363	143,989	558,199
Collodion and mfrs. of ..... Lbs.	117,279	871,736	183,224	1,908,051	128,015	1,142,181	84,520	335,907	.....	.....
Copper and mfrs. of—										
Ore ..... Tons	278,488	8,296,328	271,017	7,057,080	320,217	6,538,597	398,172	6,515,353	370,834	5,796,066
Matte and regulus..... Lbs.	.....	.....	.....	.....	74,886,643	2,159,191	77,914,986	2,757,192	79,451,193	1,863,476
Pigs, ingots, bars, plates and old ..... "	198,412,715	39,346,145	145,033,236	24,361,902	220,853,988	29,271,514	247,996,570	30,887,841	268,183,621	31,966,223
All other mfrs. of.....	.....	82,542	.....	100,761	.....	107,084	.....	50,524	.....	47,339
Cork wood or cork bark, unmf'd..	.....	2,356,052	.....	2,092,732	.....	2,016,551	.....	3,152,280	.....	4,274,810
Cork, mfrs. of.....	.....	1,707,930	.....	2,156,274	.....	1,025,639	.....	1,619,111	.....	2,335,003
Cotton and mfrs. of—										
Unmanufactured..... Lbs.	104,791,784	19,930,988	71,072,855	14,172,241	86,518,024	13,622,802	86,037,691	15,816,138	113,768,313	24,776,320
Waste or flocks..... "	22,954,676	1,042,267	10,664,171	445,493	28,968,205	1,221,682	35,740,175	1,579,588	56,301,467	2,940,078
Manufactures of—										
Cloths..... Sq. yds.	82,640,331	13,008,067	79,485,524	12,424,860	68,376,608	10,190,137	61,947,101	9,040,667	55,535,160	8,801,004
Clothing, ready-made and other wearing apparel	.....	12,443,036	.....	13,217,918	.....	9,637,259	.....	10,319,611	.....	8,159,545
Laces, edgings, embroideries, insertions and similar articles.....	.....	39,756,502	.....	33,611,010	.....	34,368,580	.....	36,828,162	.....	35,924,612
Plushes, velvets, velveteens, and other pile fabrics, except corduroy.....Sq. yds.	2,575,495	963,715	2,764,686	1,035,536	1,042,739	423,161	986,952	432,524	4,292,467	1,840,139
Thread, not on spools, yarn, warps or warp-yarn.. Lbs.	6,946,261	3,583,627	7,036,442	3,921,111	6,926,295	3,306,172	8,879,916	4,317,788	7,121,140	4,218,214
All other.....	.....	3,949,689	.....	4,169,346	.....	4,084,977	.....	5,534,391	.....	5,112,959
Diamonds, other precious stones and imitations of.....	.....	42,468,022	.....	16,714,137	.....	29,373,070	.....	47,799,801	.....	40,633,137
Earthen, stone and chinaware ...	.....	13,706,790	.....	13,427,969	.....	9,809,028	.....	11,021,126	.....	11,411,665
Eggs..... Doz.	231,859	26,276	231,939	25,850	288,650	36,937	818,267	110,738	.....	.....
Emery, corundum, and other abrasives.....	.....	457,143	.....	353,612	.....	285,885	.....	473,700	.....	.....
Explosives	.....	1,211,308	.....	902,198	.....	937,902	.....	1,063,828	.....	617,567
Fans	.....	514,023	.....	410,659	.....	235,491	.....	328,082	.....	.....
Feathers, &c., natural and artificial	.....	9,505,515	.....	10,755,954	.....	11,660,084	.....	11,992,053	.....	9,845,344
Fertilizers.....	.....	5,341,430	.....	1,970,461	.....	5,995,599	.....	8,371,883	.....	10,150,142

UNITED STATES.

(Includes Alaska, Hawaii and Porto Rico.)

TOTAL Quantities and Values of the Principal Articles of Merchandise Imported, &c.—*Continued.*

ARTICLES.	1906-7.		1907-8.		1908-9.		1909-10.		1910-11.	
	Quantity.	Value.	Quantity.	Value.	Quantity.	Value.	Quantity.	Value.	Quantity.	Value.
Fibres, vegetable, and textile grasses, and manufactures of—		$		$		$		$		$
Unmanufactured—										
Flax ..... Tons	8,656	2,254,112	9,528	2,514,680	9,870	2,542,256	12,761	3,536,062	7,792	2,668,538
Hemp ..... "	8,718	1,534,371	6,213	1,086,805	5,208	799,164	6,423	1,039,833	5,278	938,338
Istle or Tampico fibre.. "	14,966	1,369,206	10,174	893,273	9,610	675,887	9,272	645,526	6,874	469,503
Jute and jute butts ... "	101,489	8,950,918	107,533	6,504,920	156,685	7,216,307	68,155	3,728,448	65,238	4,718,599
Manilla..... "	54,513	10,876,107	52,467	8,974,617	61,902	7,156,091	93,253	10,517,100	74,308	8,622,491
New Zealand Flax..... "	.....	.....	.....	.....	.....	.....	3,353	362,888	2,679	294,388
Sisal grass ..... "	99,061	14,959,415	103,994	14,047,369	91,451	10,215,887	99,966	11,440,521	117,727	12,092,564
All other..... "	22,580	2,295,229	13,575	1,471,419	10,719	1,142,761	12,248	1,148,461	8,468	482,055
Manufactures of—										
Bags of jute..... Lbs.	.....	4,330,530	.....	3,941,381	.....	3,024,480	.....	2,611,348	49,717,689	2,483,252
Cables, cordage, threads and twine, N.E.S.... "	1,384,227	407,997	1,951,140	369,971	791,090	305,122	912,372	379,779	.....	.....
Fabrics, woven.....	.....	50,162,199	.....	40,326,298	.....	37,888,835	.....	42,617,166	.....	39,326,686
Handkerchiefs.....	.....	2,734,971	.....	2,592,184	.....	2,136,946	.....	2,404,631	.....	2,493,514
Twine, binding..... Lbs.	2,486,570	227,490	12,692,166	1,116,588	13,558,323	981,914	9,130,409	681,033	12,066,473	819,332
All other.....	.....	7,245,598	.....	6,121,150	.....	4,972,095	.....	8,910,288	.....	9,643,215
Fish—										
Fresh.....	.....	1,799,712	.....	1,772,164	.....	1,661,177	.....	2,075,863	.....	2,174,482
Cured or preserved—										
Cod, haddock, hake and pollock, dried, smoked, salted or pickled..... Lbs.	16,138,272	904,188	15,831,540	870,757	26,205,229	1,071,094	21,054,636	984,670	26,357,009	1,385,155
Fish, except shell-fish, packed in oil. ...	.....	2,400,703	.....	2,219,549	.....	2,767,648	.....	2,987,938	.....	2,580,469
Herrings, dried or smoked, pickled or salted..... Lbs.	64,615,710	2,408,345	73,163,909	2,479,273	59,128,293	2,005,772	71,993,634	2,505,002	79,235,922	2,869,742
Mackerel, pickled or salted ..... "	26,222,757	1,609,986	20,956,891	1,439,359	29,183,767	1,527,962	29,955,731	1,561,755	35,551,854	1,689,381

Other, cured or preserved		1,657,141		1,662,938		1,741,275		1,881,060		2,206,971
Lobsters, canned or uncanned . . . . . Lbs.	6,827,988	1,080,226	8,212,945	1,401,449	9,023,207	1,215,393	9,147,954	1,224,490	8,887,033	1,218,059
Shrimps and other shellfish, and turtles		395,650		333,606		343,275		615,190		815,055
Sounds . . . . . Lbs.		80,037		113,675	268,523	69,416	524,466	82,546		
Fruits and nuts—										
Fruits—										
Bananas . . . . . Bunches		11,883,168	37,003,388	11,391,211	36,973,584	11,012,100	38,156,659	11,642,693	44,699,222	14,375,075
Currants . . . . . Lbs.	38,392,779	1,746,941	38,652,656	1,592,018	32,482,111	1,185,106	33,326,030	1,190,020	33,439,565	1,486,263
Dates . . . . . "	31,270,899	850,558	24,958,343	689,190	21,869,218	526,747	22,693,713	516,704	29,501,592	621,819
Figs . . . . . "	24,346,173	1,136,924	18,836,574	867,523	15,235,513	691,981	17,362,197	775,319	23,459,728	1,059,340
Grapes . . . . . Cub. Ft.	1,298,469	1,575,521	2,234,508	2,743,356	1,203,419	1,575,620	1,365,310	1,682,994	1,485,159	1,723,022
Lemons . . . . . Lbs.	157,859,906	1,253,296	178,490,003	4,388,530	135,183,550	2,623,399	160,214,785	3,136,933	134,968,924	2,985,561
Olives . . . . . Galls.	2,298,480	1,277,973	3,121,788	1,358,897	2,969,329	1,349,023	4,555,075	1,659,801	3,042,517	1,567,546
Raisins . . . . . Lbs.	3,967,151	364,403	9,132,353	554,633	5,794,320	327,644	5,042,683	296,047	2,479,220	237,422
Other		3,035,493		4,125,441		3,154,810		3,276,649		2,961,584
Nuts		9,742,883		9,643,943		8,664,253		13,216,667		14,497,435
Furs and manufactures of—										
Furs and fur-skins, undressed		12,911,431		9,580,323		11,653,586		15,589,258		15,351,001
Furs, dressed, and manufactures of		8,972,600		6,337,826		9,432,993		11,008,386		8,267,947
Ginger ale and ging'r beer. Doz. P'ts.	467,705	348,698	444,159	332,937	440,625	353,648	407,372	310,909		
Glass and glassware		7,596,631		6,570,123		5,262,190		6,553,764		6,881,891
Glue . . . . . Lbs.	6,466,312	596,667	6,731,943	629,032	6,610,891	655,127	8,821,554	861,888	8,335,178	806,208
Gold and silver sweepings		116,976		69,440		57,862		74,367		
Grease and oils		1,074,247		774,249		1,246,054		1,165,534		1,335,392
Grease		281,492		328,832		243,710		356,793		
Gut		170,645		200,517		195,236		161,373		
Hair:—Unmanufactured		3,038,996		2,770,658		3,750,524		6,019,476		4,755,131
Manufactured		565,603		790,354		1,275,978		999,534		642,306
Hats, bonnets and hoods, and materials for		6,820,259		4,852,548		5,403,044		8,071,890		7,518,231
Hay . . . . . Tons	61,116	501,507	10,063	89,808	6,712	60,854	96,829	775,916		
Hides and skins, other than fur . . . . . Lbs.	370,983,815	83,206,545	282,764,925	54,770,136	444,554,325	78,487,324	608,619,028	112,247,836	374,891,395	70,504,980
Hide cuttings, raw and other glue stock		1,473,188		1,265,382		1,301,956		1,605,432		1,633,042
Honey . . . . . Galls.	175,672	70,854	211,992	98,425	145,691	60,884	103,640	52,968		
Hops . . . . . Lbs.	6,211,893	1,974,900	8,493,265	1,989,261	7,386,574	1,337,099	3,200,560	1,499,354	8,557,531	2,706,600
Household and personal effects		3,835,354		4,446,187		4,542,657		5,090,294		4,975,366
India-rubber, gutta percha, and substitutes for—										
Unmanufactured		63,120,446		39,526,845		64,710,370		106,861,496		92,910,513
Manufactured		2,519,661		2,078,044		1,524,214		1,349,430		

UNITED STATES.

(Includes Alaska, Hawaii and Porto Rico.)

TOTAL Quantities and Values of the Principal Articles of Merchandise Imported, &c.—*Continued.*

ARTICLES.	1906-7.		1907-8.		1908-9.		1909-10.		1910-11.	
	Quantity.	Value	Quantity.	Value.	Quantity.	Value.	Quantity.	Value.	Quantity.	Value.
		$		$		$		$		$
Iron and steel and manufactures of :—										
Bar iron ... Lbs.	86,463,629	1,669,165	72,809,939	1,457,813	33,306,320	608,631	76,320,315	1,388,579	68,130,727	1,344,766
Chromate of iron ... Tons	30,865	382,465	43,862	533,741	29,792	340,584	44,953	482,523	38,139	437,281
Cutlery	.....	2,263,107	.....	2,018,143	.....	1,733,874	.....	1,806,033	.....	1,992,644
Ingots, blooms, slabs, billets and bars of steel Lbs.	41,484,776	3,033,928	36,958,859	2,172,916	28,285,124	1,946,030	83,388,781	3,664,407	85,716,478	3,480,763
Iron ore Tons	1,096,717	3,360,449	958,378	2,949,462	1,015,647	2,714,691	2,381,676	6,763,394	2,133,633	6,691,711
Machinery	.....	4,963,429	.....	3,646,480	.....	4,258,743	.....	10,189,379	.....	7,575,659
Needles, handsewing and darning	.....	492,637	.....	414,998	.....	431,147	.....	476,810	.....	445,081
Pig iron Tons	564,846	15,654,767	204,092	6,201,808	104,655	3,509,086	237,594	6,289,729	206,194	6,056,503
Sheet, plate and taggers iron or steel Lbs.	7,680,746	315,675	5,875,252	338,977	7,095,176	464,671	15,318,892	570,458	8,115,735	327,360
Sheets, plates, wares or articles of iron, steel or other metals	.....	878,248	.....	784,017	.....	689,837	.....	822,094	.....	750,945
Tin plates, terne plates and taggers tin Lbs.	142,529,406	4,651,332	140,739,972	4,291,953	117,312,174	2,225,351	154,566,599	4,355,129	95,319,730	3,022,452
Wire rods "	40,110,672	896,101	30,398,270	663,694	25,442,001	559,453	35,209,332	790,186	41,059,160	883,461
Wire, and articles made from	.....	1,330,852	.....	1,332,973	.....	979,998	.....	1,382,811	.....	1,421,643
All other	.....	4,438,624	.....	4,284,137	.....	4,032,966	.....	8,072,110	.....	6,901,691
Ivory and manufactures of	.....	2,539,949	.....	1,583,836	.....	2,728,355	.....	2,750,644	.....	.....
Jewellery and manufactures of gold and silver	.....	1,779,527	.....	1,672,275	.....	1,738,120	.....	3,160,318	.....	.....
Lead and manufactures of :—										
Lead in ore and base bullion Lbs.	127,196,540	3,352,534	187,607,786	4,147,720	226,333,018	4,436,118	202,166,987	3,643,321	203,478,055	4,038,131
Pigs, bars and old "	23,489,928	1,012,356	7,354,261	305,635	5,593,398	181,598	8,686,276	271,931	5,231,671	158,629
Leather and manufactures of :—										
Unmanufactured	.....	8,071,285	.....	4,852,409	.....	5,313,137	.....	7,607,923	.....	5,376,175
Manufactured	.....	12,322,248	.....	9,274,938	.....	8,619,997	.....	9,258,014	.....	9,260,545

Lime. . . . . Lbs.	39,056,899	95,245	21,262,641	66,890	13,451,514	56,465	17,993,143	79,781	.....	.....
Manganese, oxide and ore of. Tons	207,068	1,672,654	218,494	1,773,018	165,061	1,243,657	237,037	1,592,073	209,211	1,453,177
Marble and stone : —										
Marble and manufactures of....	.....	1,589,576	.....	1,254,489	.....	1,230,038	.....	1,552,996	.....	1,477,304
Stone and manufactures of.....	.....	1,074,803	.....	876,067	.....	794,458	.....	886,346	.....	350,419
Matches, friction or lucifer. ...	.....	201,927	.....	220,708	.....	390,875	.....	372,945	.....	.....
Matting and mats for floor. Sq. yds.	44,246,485	3,769,202	51,114,112	4,333,044	43,435,748	3,290,557	33,578,542	2,423,301	26,229,252	1,947,691
Meat and dairy products : —										
Meat products: —										
Sausage casings..	.....	1,288,922	.....	2,182,036	.....	2,258,648	.....	2,604,895	.....	2,647,517
Other meat products..... ..	.....	1,057,602	.....	914,048	.....	831,657	.....	1,214,240	.....	1,201,520
Dairy products : —										
Butter and substitutes for. ..... Lbs.	441,755	117,835	780,608	182,897	646,320	141,947	1,360,245	298,023	1,007,826	247,964
Cheese and substitutes for..... "	33,848,766	5,704,012	32,530,830	5,586,706	35,548,143	5,866,154	40,817,524	7,053,570	45,568,797	7,920,244
Cream..... Galls.	.....	.....	.....	.....	.....	.....	731,783	577,715	2,332,868	1,873,293
Milk.....	.....	10,188	.....	11,496	.....	23,428	.....	63,339	.....	.....
Metals, metal compositions and mfrs. of, N.E.S..	.....	10,325,446	.....	6,768,637	.....	6,807,357	.....	10,099,079	.....	9,007,015
Mica. .... Lbs.	3,418,452	1,295,606	1,310,877	567,550	806,257	313,525	2,016,989	682,539	1,748,356	612,936
Minerals, N.E.S.	.....	653,571	.....	421,958	.....	603,370	.....	379,396	.....	.....
Moss, seaweeds and vegetable substances, N.E.S.....	.....	165,123	.....	166,602	.....	189,886	.....	259,892	.....	.....
Musical instruments and parts of.	.....	1,498,724	.....	1,400,243	.....	1,243,856	.....	1,347,862	.....	1,623,100
Nickle ore and matte . .. Tons	16,124	1,897,784	16,843	3,391,140	17,261	2,544,222	25,470	3,618,746	24,163	3,946,293
Oil cake ... ... Lbs.	512,654	5,342	2,848,291	27,513	1,742,727	18,456	5,208,376	59 698	.....	.....
Oilcloths .. .. Sq. yds.	7,109,067	2,313,772	6,114,568	2,102,313	5,306,329	1,894,810	4,848,615	1,834,640	5,221,964	2,102,612
Oils: —										
Animal or rendered, fish and other.. . . .. Galls.	4,160,894	371,029	4,307,029	425,078	1,303,170	354,079	2,311,420	727,280	3,118,531	1,176,207
Mineral..... "	26,136,458	1,305,866	9,330,590	446,903	7,206,437	329,545	13,695,384	610,044	38,775,884	2,143,661
Vegetable : —										
Fixed or expressed										
Cocoanut... .. .... Lbs.	35,544,356	2,623,974	45,422,575	3,267,585	52,490,558	3,079,682	48,345,672	3,341,409	51,118,317	4,144,444
Nut oil or oil of nuts Galls.	2,453,597	1,040,722	1,869,120	882,983	2,912,965	1,158,132	5,759,683	2,440,010	7,042,057	2,917,067
Olive .... "	4,921,283	4,206,384	5,364,365	4,580,730	4,499,433	5,253,638	4,545,136	5,346,793	4,984,304	6,393,010
Palm.... .. .. .. Lbs	29,656,207	1,893,285	30,614,875	1,849,611	58,976,379	3,185,038	92,771,868	5,590,535	57,100,406	4,102,916
Other..	.....	1,925,300	.....	1,788,150	.....	1,945,080	.....	4,096,886	.....	9,574,906
Volatile or essential and distilled.....	.....	3,702,220	.....	3,645,441	.....	2,932,512	.....	2,146,632	.....	2,571,476
Oleo stearine..... .... Lbs.	.....	.....	.....	.....	.....	.....	7,684,558	901,338	.....	.....
Paints, pigments and colours.....	.....	2,013,481	.....	1,738,257	.....	1,689,090	.....	1,914,985	.....	2,045,548
Paper stock, crude : —										
Rags, except woollen .... Lbs.	159,861,027	2,335,590	113,596,603	1,715,942	130,608,674	1,562,059	180,114,457	2,167,377	180,813,902	2,298,197
Other.....	.....	3,244,938	.....	1,959,984	.....	2,075,975	.....	3,039,500	.....	3,183,483

UNITED STATES.

(Includes Alaska, Hawaii and Porto Rico.)

TOTAL Quantities and Values of the Principal Articles of Merchandise Imported, &c.—*Continued.*

ARTICLES.		1906-7.		1907-8.		1908-9.		1909-10.		1910-11.	
		Quantity.	Value.	Quantity.	Value.	Quantity.	Value.	Quantity.	Value.	Quantity.	Value.
Paper and manufactures of:—			$		$		$		$		$
Books, music, maps, engravings, etchings, photographs and other printed matter			6,451,309		6,036,693		5,626,624		6,033,075		6,105,615
Lithographic labels and prints			3,968,542		4,911,102		4,450,032		3,251,000		3,208,493
Printing paper for books and newspapers	Lbs.					37,055,028	903,705	92,911,514	1,920,801	114,413,231	2,507,670
All other			6,759,343		7,311,956		6,278,834		6,331,879		6,805,102
Paraffine	Lbs.	3,958,503	221,634	2,422,665	136,616	4,015,209	225,997	7,395,572	351,804		
Pencils, lead and slate			628,200		619,789		514,697		548,551		494,725
Perfumeries, cosmetics, and all toilet preparations			1,250,855		1,120,396		1,425,613		1,214,792		1,534,537
Photographic films and plates									1,187,102		1,356,086
Pipes and smoker's articles			1,126,635		1,032,285		964,123		1,140,750		1,445,002
Plants, trees, shrubs and vines			1,852,534		2,005,885		1,946,907		2,359,993		2,729,410
Plaster rock or gypsum			503,564		475,627		376,960		459,872		
Platinum	Ozs.	104,172	3,266,961	54,708	1,645,844	88,327	1,766,168	118,860	2,809,260	116,232	3,768,203
Platinum vases, retorts, vessels, &c., for chemical uses			152,588		245,945		115,897		536,050		
Plumbago	Tons	20,767	1,626,666	13,398	1,206,616	15,992	1,463,717	21,696	1,894,266	20,156	1,678,625
Rice	Lbs.	71,287,151	2,118,147	87,649,202	2,543,417	88,780,442	2,361,310	82,662,162	2,112,032	76,657,970	2,126,822
Rice flour, rice meal and broken rice	"	138,316,029	2,273,999	125,164,190	2,255,136	134,119,980	2,336,723	142,738,383	2,249,205	132,116,821	1,998,056
Salt	"	324,721,294	471,987	354,426,565	480,468	274,455,157	428,121	296,200,273	395,963	291,339,057	401,324
Sand			81,773		94,985		84,130		114,798		
Seeds:—											
Clover	Lbs.	22,849,115	2,385,734	20,659,396	2,323,699	13,786,451	1,202,758	13,069,830	1,472,588	25,357,826	3,048,276
Linseed and flaxseed	Bush.	90,356	124,494	57,419	71,625	593,668	831,871	5,002,496	8,548,837	10,499,227	21,379,189
Other			3,894,548		3,976,146		3,923,390		4,672,351		5,332,499
Shells and manufactures of			1,629,387		1,280,477		2,017,591		1,921,312		1,884,714

Silk :—										
Unmanufactured ..... Lbs.	18,743,904	71,411,899	16,662,132	64,546,903	25,187,957	79,903,586	23,457,223	67,129,603	.....	74,924,004
Manufactured :										
Clothing, ready-made, and other wearing apparel	.....	5,218,620	.....	4,268,890	.....	3,068,296	.....	4,896,595	.....	5,597,915
Dress and piece goods	.....	13,485,508	.....	11,026,148	.....	11,275,547	.....	9,608,985	.....	9,133,345
Laces and embroideries	.....	6,646,902	.....	5,718,254	.....	5,617,327	.....	5,287,934	.....	3,679,748
Ribbons	.....	1,816,582	.....	1,300,250	.....	1,597,022	.....	966,969	.....	685,585
Spun silk or schappe silk yarn ..... Lbs.	2,479,364	3,775,744	2,140,848	3,702,232	2,343,576	3,583,857	3,235,369	5,064,111	3,245,582	5,708,804
Velvets, plushes and other pile fabrics .... "	713,579	2,652,034	521,328	2,013,978	380,439	1,364,666	605,106	2,331,748	562,806	2,174,437
All other	.....	5,307,650	.....	4,938,122	.....	4,211,867	.....	4,732,117	.....	4,920,220
Soap	.....	973,286	.....	761,745	.....	990,138	.....	746,721	.....	830,744
Spices ..... Lbs.	53,560,894	5,113,000	42,124,812	3,591,537	78,201,943	5,348,606	43,793,158	3,483,459	58,222,912	4,946,200
Spirits, wines and malt liquors :—										
Malt liquors ..... Galls.	7,207,617	3,408,763	7,525,106	3,464,671	6,906,105	3,215,407	7,288,032	3,263,953	7,293,892	3,396,366
Spirits, distilled ..... Pf galls	4,053,665	6,886,691	3,956,908	6,560,606	4,787,325	7,676,825	4,382,067	7,112,887	3,674,350	6,076,929
Wines	.....	11,808,781	.....	10,746,527	.....	12,276,613	.....	13,007,293	.....	8,531,613
Sponges	.....	488,426	.....	394,208	.....	345,208	.....	466,422	.....	.....
Starch ..... Lbs.	6,330,493	152,020	5,284,050	138,166	17,301,351	424,089	10,861,310	296,030	.....	.....
Straw and grass	.....	732,008	.....	756,514	.....	601,558	.....	678,996	.....	814,506
Sugar, molasses and confectionery :—										
Molasses ..... Galls.	24,630,935	919,806	18,882,756	721,867	22,092,696	937,791	31,292,165	1,367,362	23,838,190	995,006
Sugar, not above No. 16 D.S. in colour ..... Lbs.	4,384,255,067	92,476,380	3,365,059,323	79,911,348	4,183,546,981	96,290,396	4,088,438,672	106,075,889	3,933,775,500	96,482,996
Sugar, above No. 16 D.S. in colour ..... "	7,584,908	329,873	6,937,789	346,799	5,874,032	264,602	6,107,264	273,116	4,202,765	208,100
Confectionery ..... "	526,852	96,870	556,665	85,330	491,467	80,953	649,934	113,846	.....	.....
Sulphur ore ..... Tons	628,625	2,492,608	713,788	2,687,626	661,269	2,462,213	729,502	2,626,705	894,281	3,108,089
Talc, ground or prepared ... Lbs.	16,035,887	100,534	18,903,299	117,877	15,562,229	93,192	18,158,871	115,446	.....	.....
Tanning materials :—										
Hemlock bark ..... Cords	6,744	30,757	8,868	43,890	20,373	126,569	16,450	95,667	.....	.....
Mangrove bark ..... Tons	20,693	426,431	15,192	310,745	12,263	250,409	16,089	402,853	.....	.....
Quebracho	66,810	840,779	48,871	612,971	66,113	731,795	80,210	1,058,647	66,617	984,841
All other in a crude state ...	.....	84,406	.....	125,378	.....	177,716	.....	132,847	.....	698,673
Tea ..... Lbs.	86,368,490	13,915,544	94,149,564	16,309,870	114,916,520	18,562,676	85,626,370	13,671,946	02,6 3,912	17,613,569
Tin, in bars, blocks, pigs, or grain or granulated ..... "	96,013,005	38,417,459	77,296,059	25,295,061	91,122,372	26,007,216	101,134,508	30,869,532	103,439,058	37,935,978
Tobacco :—										
Unmanufactured ..... "	40,898,807	26,059,985	35,005,131	22,884,531	43,123,196	25,405,773	46,838,330	27,751,279	45,927,230	27,855,996
Manufactured	.....	4,137,127	.....	4,397,585	.....	3,685,180	.....	5,718,342	.....	5,416,466
Toys	.....	6,993,561	.....	7,206,423	.....	4,869,097	.....	6,585,781	.....	7,964,835
Turpentine, spirits of. ... Galls.	35,386	16,110	76,743	29,210	51,137	17,538	127,090	54,330	.....	.....
Varnish ..... "	32,191	70,556	23,044	49,620	28,584	46,358	10,075	69,376	.....	.....

UNITED STATES.

(Includes Alaska, Hawaii and Porto Rico.)

TOTAL Quantities and Values of the Principal Articles of Merchandise Imported, &c.—*Continued.*

ARTICLES.	1906-7.		1907-8.		1908-9.		1909-10.		1910-11.	
	Quantity.	Value.	Quantity.	Value.	Quantity.	Value.	Quantity.	Value.	Quantity.	Value.
		$		$		$		$		$
Vegetables:—										
Beans ... Bush	406,679	656,898	1,657,401	2,406,935	3,355,405	4,926,199	1,015,157	1,621,207	1,037,371	1,733,697
Onions ... "	1,126,111	926,115	1,275,333	866,663	574,530	412,127	1,024,226	769,539	1,514,967	1,078,201
Potatoes ... "	176,917	192,635	403,952	283,032	8,383,966	3,677,034	353,208	306,815	216,984	235,847
Pickles and sauces	...	934,803	...	816,245	...	796,842	...	935,609	...	886,304
Prepared or preserved	...	1,993,759	...	2,777,764	...	2,083,559	...	2,782,355	...	2,804,917
All other in a natural state	...	1,021,262	...	1,158,429	...	1,101,036	...	1,857,846	...	2,554,889
Wax	...	293,036	...	304,362	...	270,887	...	306,444	...	...
Wood:—										
Unmanufactured:—										
Cabinet woods	...	5,355,600	...	4,031,861	...	3,886,294	...	4,973,824	...	4,167,366
Logs and round timber M. ft.	97,573	938,501	131,348	1,264,439	155,095	1,510,767	177,490	1,746,472	173,621	1,815,120
Pulp wood ... Cords.	650,366	2,792,751	923,503	4,989,919	727,104	4,333,905	1,000,342	6,392,023	869,955	5,565,273
All other	...	2,384,743	...	2,214,268	...	1,724,177	...	2,064,187	...	2,927,439
Manufactured:—										
Cabinet ware or house furniture	...	1,132,667	...	910,547	...	705,046	...	801,713	...	789,148
Lumber:—										
Board planks, deals and other sawed lumber M. ft.	934,195	16,255,350	791,288	15,212,788	846,024	15,946,755	1,053,616	19,332,768	871,927	16,126,116
Shingles ... M.	881,003	1,940,001	988,081	2,379,242	1,058,363	2,500,398	762,798	1,759,397	642,582	1,387,743
Laths ... "	...	...	...	...	...	...	722,423	1,804,139	677,770	1,693,340
Other lumber	...	2,764,015	...	2,665,428	...	2,452,888	...	1,182,586	...	1,553,802
Wood pulp:—										
Chemical bleached .. Lbs.	477,366,400	6,318,857	532,031,360	7,313,326	85,025,346	2,092,483	153,515,933	3,394,273	161,313,079	3,494,982
Chemical unbleached. "					268,940,457	4,478,903	374,576,834	5,831,016	413,480,484	6,286,615
Mechanically ground. "					260,279,169	2,057,877	319,347,992	2,542,725	527,002,249	4,198,760
All other manufactured	...	3,057,456	...	2,546,164	...	2,000,934	...	2,597,381	...	2,926,099

Wool:—										
Hair of camel, goat, alpaca and other like animals:—										
Unmanufactured:—										
Class 1, clothing..... Lbs.	82,982,116	21,378,304	45,798,303	10,278,199	142,580,993	29,455,598	111,592,978	27,231,052	40,104,845	9,044,321
Class 2, combing. ... "	10,671,378	3,235,281	13,332,540	3,624,617	21,952,259	4,591,559	31,614,235	7,931,145	12,456,468	3,280,683
Class 3, carpet..... "	110,194,051	16,920,443	66,849,681	9,762,122	101,876,052	11,124,837	120,721,019	16,058,647	85,086,328	10,903,001
Manufactures of:—										
Carpets and carpeting Sq. yds.	1,068,010	4,435,067	686,784	2,795,066	1,042,378	4,032,512	1,205,982	4,591,721	1,603,741	3,807,805
Clothing, ready-made, and other wearing apparel....	.....	1,674,915	.....	1,620,270	.....	1,416,935	.....	1,813,542	.....	2,274,756
Cloths .... Lbs.	5,336,546	5,732,200	4,443,248	4,859,796	4,510,224	4,780,606	6,232,790	6,425,664	4,727,279	5,142,507
Dress goods, women's and children's.. ... Sq. yds.	46,924,917	9,240,245	45,035,142	9,217,804	34,619,747	6,761,536	48,345,084	9,374,140	30,414,343	6,262,566
All other	.....	1,239,033	.....	895,042	.....	1,110,872	.....	1,327,108	.....	1,082,157
Zinc:										
Ore and calamine..... Tons	99,737	1,442,797	58,854	731,114	83,410	1,027,390	102,312	1,139,472	.....	937,095
In blocks or pigs, and old Lbs.	1,332,015	86,326	3,103,634	172,428	4,451,518	204,109	20,448,226	851,940	4,934,349	238,126
Total value of principal and other articles imported.....	.....	1,434,421,425	.....	1,194,341,792	.....	1,311,920,224	.....	1,556,947,430	.....	1,527,226,105

UNITED STATES.

(Includes Alaska, Hawaii and Porto Rico.)

TOTAL Quantities and Values of the Principal Articles of United States Produce Exported from the United States during the Years ended June 30, 1907 to 1911, inclusive.

ARTICLES.	1906-7.		1907-8.		1908-9.		1909-10.		1910-11.	
	Quantity.	Value.	Quantity.	Value.	Quantity.	Value.	Quantity.	Value.	Quantity.	Value.
		$		$		$		$		$
Agricultural Implements:—										
Mowers and reapers, and parts of	.....	15,078,231	.....	13,750,434	.....	14,052,083	.....	11,281,719	.....	16,040,675
Ploughs and cultivators, and parts of	.....	3,492,073	.....	3,139,496	.....	3,795,800	.....	6,239,466	.....	8,638,472
All other, and parts of	.....	8,366,152	.....	7,454,168	.....	7,846,301	.....	10,602,848	.....	11,294,251
Aluminum and manufactures of	.....	442,987	.....	290,016	.....	341,639	.....	666,937	.....	1,330,018
Animals:—										
Cattle ..... No.	123,051	34,577,392	319,210	29,339,134	207,542	18,046,976	139,430	12,200,154	150,100	13,163,920
Fowls	.....	.....	.....	151,925	.....	115,946	.....	137,619	.....	.....
Hogs ..... No.	24,262	309,440	30,818	307,202	18,655	144,605	4,410	46,955	8,551	74,032
Horses ..... "	33,882	4,359,957	19,000	2,612,587	21,616	3,386,617	28,910	4,081,157	25,145	3,845,253
Mules ..... "	6,781	850,901	6,609	990,667	3,432	472,017	4,512	614,094	6,585	1,070,051
Sheep ..... "	135,344	750,242	101,000	589,285	67,656	365,155	44,517	209,000	121,491	636,272
All other	.....	355,148	.....	110,489	.....	114,122	.....	158,756	.....	.....
Art works:—										
Paintings and statuary	.....	297,156	.....	549,407	.....	494,509	.....	1,065,695	.....	680,506
Asbestos and manufactures of	.....	274,828	.....	302,232	.....	268,598	.....	312,748	.....	.....
Asphaltum and manufactures of	.....	374,476	.....	451,968	.....	425,429	.....	702,520	.....	.....
Babbitt metal ..... Lbs.	.....	127,264	.....	160,925	.....	158,544	798,257	156,396	.....	.....
Bark for tanning ..... "	2,322,130	29,975	3,987,330	57,515	3,845,690	56,572	1,210,305	18,291	.....	.....
Blacking	.....	638,242	.....	589,361	.....	538,832	.....	598,744	.....	608,037
Bones, hoofs, horns, and horn tips, strips and waste	.....	172,208	.....	245,628	.....	232,628	.....	150,371	.....	.....
Brass and manufactures of	.....	4,580,455	.....	3,701,871	.....	3,510,276	.....	4,355,561	.....	6,230,092
Breadstuffs:—										
Barley ..... Bush.	8,238,812	4,556,293	4,349,078	3,205,528	6,580,393	4,672,166	4,341,566	3,052,527	9,399,348	5,381,365
Bread and biscuits ..... Lbs.	11,886,745	696,025	13,052,074	766,170	12,606,614	710,687	13,064,688	767,151	14,022,092	800,068
Buckwheat ..... Bush.	199,429	128,837	116,127	94,638	186,702	137,413	158,160	103,138	223	186
Corn ..... "	83,300,708	44,261,816	52,445,800	33,942,197	35,853,412	25,194,466	36,802,374	25,427,993	63,761,458	35,961,479
Corn meal ..... Lbs.	766,880	2,313,410	654,515	2,053,447	452,907	1,549,010	331,531	1,147,568	463,266	1,456,683

Oats ..... Bush.	4,014,042	1,670,881	1,458,622	624,569	1,510,320	804,759	1,685,471	794,367	2,044,912	832,718
Oatmeal ..... Lbs.	42,701,257	1,122,162	24,484,199	705,853	14,822,944	516,524	15,538,535	521,658	32,416,892	1,043,867
Rye ..... Bush.	749,455	562,016	2,419,958	2,184,335	1,272,559	1,049,809	219,756	168,666	2,623	2,503
Rye flour ..... Bbls.	3,377	10,879	4,165	16,521	3,857	14,600	3,751	15,240	6,250	24,182
Wheat ..... Bush.	76,569,423	60,214,388	100,371,057	99,736,767	66,923,244	68,094,447	46,679,876	47,806,598	23,729,302	22,040,273
Wheat flour ..... Bbls.	15,584,667	62,175,397	13,927,247	64,170,508	10,521,161	51,157,366	9,040,987	47,621,467	10,129,435	49,386,946
Preparations of, for table food ..	.....	1,942,238	.....	1,885,915	.....	1,858,646	.....	2,040,314	.....	2,362,551
All other, for animal feed :—										
Bran, middlings, and mill feed ..... Tons	92,675	2,115,848	116,917	3,004,174	45,737	1,222,406	53,548	1,521,622	67,687	1,895,555
Dried grains and malt sprouts ..... "	84,581	1,617,850	65,682	1,424,677	75,503	1,758,404	65,497	1,640,401	76,803	1,914,248
All other	.....	732,660	.....	1,415,289	.....	1,188,518	.....	562,620	.....	1,187,368
Bricks and tiles	.....	923,910	.....	713,914	.....	795,999	.....	1,341,273	.....	1,885,494
Broom corn	.....	268,812	.....	266,696	.....	304,522	.....	424,484	.....	.....
Brooms and brushes	.....	415,733	.....	488,392	.....	494,681	.....	604,469	.....	757,181
Candles ..... Lbs.	5,203,736	473,235	3,694,860	365,854	3,691,319	353,098	3,215,882	294,578	3,194,592	291,417
Cars, carriages, other vehicles and parts of :—										
Automobiles ..... No.	2,862	4,890,886	2,477	4,656,99.	3,184	5,387,021	6,926	9,548,700	11,803	12,965,049
Automobiles, parts of	.....	611,355	.....	621,850	.....	605,179	.....	1,641,520	.....	2,544,180
Cars, passenger and freight, and parts of :—										
For steam railways	.....	7,679,535	.....	8,550,267	.....	3,461,952	.....	2,192,282	.....	5,472,648
For other railways	.....	4,133,354	.....	2,286,755	.....	1,477,279	.....	1,522,817	.....	2,782,063
Cycles, and parts of	.....	1,182,944	.....	796,277	.....	723,895	.....	620,760	.....	883,300
Wheelbarrows, pushcarts, and handtrucks	.....	497,986	.....	480,996	.....	392,657	.....	534,576	.....	571,269
All other carriages and parts of .	.....	4,217,377	.....	4,680,764	.....	3,341,836	.....	4,570,204	.....	5,316,427
Celluloid, and manufactures of .	.....	444,518	.....	551,643	.....	587,859	.....	1,189,080	.....	1,694,244
Cement ..... Bbls.	709,455	1,180,415	945,421	1,470,317	827,971	1,143,657	1,715,169	2,292,376	2,971,274	4,349,290
Chalks, crayons, etc.	.....	69,178	.....	103,429	.....	93,095	.....	110,647	.....	.....
Chemicals, drugs, dyes and medicines :—										
Acids	.....	367,682	.....	328,034	.....	382,564	.....	466,379	.....	380,437
Alcohol, wood ..... Galls.	2,150,311	862,819	1,958,636	819,753	1,100,495	383,788	1,328,601	581,820	1,962,336	884,991
Baking powder ..... Lbs.	1,736,692	558,357	1,716,303	556,852	1,815,268	600,957	1,754,914	529,062	2,187,727	634,690
Bark, extracts of, for tanning ..	.....	305,998	.....	241,608	.....	260,965	.....	388,448	.....	336,600
Calcium carbide ..... Lbs.	.....	.....	.....	.....	.....	.....	23,945,634	694,581	26,607,824	755,940
Dyes and dyestuffs	.....	486,608	.....	437,950	.....	380,884	.....	380,203	.....	325,519
Ginseng ..... Lbs.	117,696	813,023	154,180	1,111,991	186,257	1,270,179	192,406	1,439,434	153,999	1,088,202
Lime, acetate of ..... "	86,243,981	2,418,736	61,049,936	1,543,440	66,552,063	1,096,401	63,687,429	1,423,337	70,191,256	1,606,979
Medicines, patent or proprietary	.....	5,834,850	.....	6,475,713	.....	5,833,883	.....	5,848,449	.....	6,783,020
Roots, herbs, and barks, N.E.S.	.....	413,799	.....	435,041	.....	395,801	.....	476,837	.....	563,862
Sulphur or brimstone, crude Tons	18,077	367,230	38,522	785,335	31,525	630,527	45,595	864,808	17,269	326,735
All other	.....	7,943,934	.....	8,137,435	.....	7,895,862	.....	8,332,577	.....	9,326,439
Clays	.....	226,870	.....	305,809	.....	221,072	.....	267,261	.....	.....
Clocks and watches and parts of :—										
Clocks and parts of	.....	1,445,290	.....	1,461,989	.....	1,265,795	.....	1,360,248	.....	1,565,901
Watches and parts of	.....	1,723,982	.....	1,386,736	.....	1,251,537	.....	1,228,713	.....	1,560,870

UNITED STATES.

(Includes Alaska, Hawaii and Porto Rico.)

TOTAL Quantities and Values of the Principal Articles of United States Produce Exported, &c.—*Continued.*

ARTICLES.	1906-7.		1907-8.		1908-9.		1909-10.		1910-11.	
	Quantity.	Value.	Quantity.	Value.	Quantity.	Value.	Quantity.	Value.	Quantity.	Value.
		$		$		$		$		$
Coal :—										
Anthracite ..... Tons	2,481,920	12,154,640	2,837,778	13,837,397	2,869,762	14,275,430	2,953,633	14,585,632	3,146,388	15,690,331
Bituminous ..... "	8,812,332	22,573,122	9,884,957	25,518,362	9,018,867	23,041,365	10,413,439	25,926,914	11,839,099	29,323,105
Coal tar ..... Bbls.	54,418	99,308	96,432	166,881	99,003	136,721	110,523	138,834	.....	.....
Cocoa, ground and prepared, and chocolate	.....	376,467	.....	403,509	.....	471,458	.....	471,358	.....	498,694
Coffee :—										
Green or raw ..... Lbs.	38,771,906	4,692,137	35,356,109	4,314,020	28,630,278	3,729,840	45,514,438	5,703,786	34,853,601	5,107,949
Roasted or prepared ..... "	2,261,517	297,280	4,301,029	474,451	986,100	155,776	1,210,886	196,348	1,481,290	272,532
Coke ..... Tons	823,040	3,013,088	763,809	2,718,385	765,535	2,752,275	872,013	3,077,372	948,474	3,390,964
Copper, and manufactures of :—										
Ore, matte and regulus ... "	62,843	1,838,588	81,465	1,808,131	71,200	1,417,791	51,445	1,304,887	41,952	1,095,296
Pigs, ingots, bars, plate, and old ..... Lbs.	414,046,463	88,791,225	701,876,954	100,558,397	621,266,164	81,966,307	639,374,397	83,624,806	792,051,164	98,705,308
All other manufactures of	.....	5,973,969	.....	3,506,183	.....	3,323,879	.....	4,379,591	.....	5,107,802
Cork, manufactures of	.....	119,963	.....	179,987	.....	150,508	.....	157,046	.....	.....
Cotton, and manufactures of :—										
Unmanufactured ..... Cwt.	45,182,172	481,277,797	38,169,986	437,788,202	44,479,852	417,390,665	32,067,082	450,417,243	40,339,409	585,318,869
Manufactured :—										
Cloths :—										
Unbleached ..... Yds.	173,248,546	11,496,734	101,833,072	6,930,007	208,383,337	12,381,384	152,710,558	10,098,985	165,417,652	11,798,194
Bleached ..... "	32,805,741	2,240,431	23,896,769	1,529,057	37,739,860	2,146,117	19,371,650	1,351,040	27,419,347	2,013,857
Dyed, coloured or printed ..... "	120,286 042	7,502,082	80,264,971	5,809,019	121,508,345	7,165,579	137,829,096	8,521,466	153,753,170	10,575,048
Clothing and other wearing apparel	.....	4,794,226	.....	4,701,479	.....	4,246,667	.....	5,725,068	.....	7,184,522
Waste, cotton ..... Lbs.	46,015,483	2,366,451	45,784,473	2,631,595	41,842,800	2,134,941	54,311,226	3,129,034	49,019,414	3,502,982
Yarn	.....	328,638	.....	400,600	.....	551,062	.....	463,404	.....	606,557
All other	.....	3,576,847	.....	3,176,001	.....	3,252,816	.....	4,180,100	.....	5,170,758
Dental goods	.....	1,173,992	.....	796,314	.....	1,656,384	.....	1,746,260	.....	2,433,231
Earthen, stone and china ware ...	.....	1,097,000	.....	1,145,670	.....	803,635	.....	901,537	.....	1,252,694

Eggs ... Doz.	6,968,985	1,542,789	7,590,977	1,540,014	5,207,151	1,199,522	5,325,936	1,260,486	8,558,712	1,787,019
Emery and corundum, and manufactures of	...	609,710	...	663,544	...	592,831	...	872,997	...	1,347,225
Explosives:										
Cartridges	...	...	...	1,745,007	...	2,132,394	...	2,521,749	...	2,667,123
Dynamite ... Lbs.	...	...	7,808,096	793,433	5,937,945	615,641	16,500,810	1,636,225	10,114,310	1,067,208
Gunpowder ... "	472,159	78,620	2,051,356	315,494	690,851	136,822	1,218,541	249,917	910,956	209,064
All other	...	4,003,782	...	851,583	...	593,857	...	944,772	...	819,847
Feathers	...	316,206	...	389,556	...	400,045	...	312,781	...	250,906
Felt and similar material for roofing	...	372,070	...	700,789	...	802,170	...	964,138	...	1,043,397
Fertilizers ... Tons	936,604	8,596,711	1,222,951	10,970,931	1,105,367	9,283,416	1,020,587	8,700,640	1,262,591	10,721,122
Fibres, vegetable and textile grasses, manufactures of:										
Bags	...	706,199	...	617,340	...	466,554	...	411,009	...	409,864
Cordage ... Lbs.	8,620,645	934,630	8,451,941	885,229	9,256,245	825,060	10,953,764	907,712	10,773,887	889,065
Twine:—Binder ... Lbs.	...	5,584,772	...	1,982,324	...	5,131,891	60,823,003	4,498,195	85,741,621	6,002,944
Other								589,989		573,705
All other	...	1,082,511	...	710,905	...	560,814	...	439,045	...	690,412
Fish:—Fresh, other than salmon ... Lbs.	2,298,992	104,085	1,777,718	87,379	1,711,973	79,376	4,703,413	213,870	...	...
Dried, smoked or cured ... "	4,649,186	227,947	4,417,678	219,617	4,296,850	174,730	4,413,853	192,915	6,661,609	349,412
Pickled ... Bbls.	11,636	84,838	13,268	85,025	11,779	73,176	11,253	76,106	15,237	114,574
Salmon, canned ... Lbs.	25,218,105	2,184,049	28,226,045	2,438,518	36,117,109	3,416,436	63,860,696	6,314,258	38,600,799	4,037,142
All other, fresh or cured	...	1,878,743	...	1,618,044	...	1,288,560	...	1,532,640	...	1,573,139
Canned fish, other than salmon and shellfish	...	141,697	...	158,879	...	156,696	...	246,389	...	242,543
Shellfish—Oysters	...	538,188	...	663,832	...	547,293	...	594,066	...	690,268
Other	...	264,919	...	281,756	...	283,608	...	341,285	...	395,356
All other fish and fish products	...	113,390	...	102,866	...	93,177	...	146,559	...	295,887
Fruits and nuts:										
Fruits—Apples, dried ... Lbs.	45,697,948	3,166,946	24,237,873	1,946,810	23,474,634	2,339,436	25,076,618	2,056,692	21,804,086	1,944,269
Apples, green or ripe ... Bbls.	1,539,267	4,652,966	1,049,545	3,660,854	896,279	2,782,007	922,078	3,175,433	1,721,706	5,777,458
Apricots, dried ... Lbs.	2,760,132	336,812	1,224,602	224,467	16,597,871	1,512,417	12,028,834	1,218,423	19,329,358	2,085,437
Oranges ... Boxes	...	1,255,101	654,251	1,577,661	866,753	2,131,724	932,118	2,213,905	1,179,273	2,983,322
Peaches, dried ... Lbs.	1,757,650	186,043	1,148,598	141,318	2,403,430	151,334	2,617,069	154,520	7,125,014	199,530
Pears, green or ripe	...	675,944	...	288,918	...	546,198	...	302,958	...	578,067
Prunes ... Lbs.	44,100,104	2,400,960	28,148,450	1,642,114	22,602,288	1,078,210	89,014,880	4,016,554	50,030,711	3,271,971
Raisins ... "	9,128,827	599,398	5,684,544	427,583	7,880,161	455,657	8,526,114	417,403	18,659,812	1,069,300
All other, green, ripe or dried	...	2,246,384	...	2,360,360	...	2,104,624	...	2,129,210	...	2,792,281
Prepared or preserved—										
Canned	...	1,581,017	...	1,549,826	...	2,899,374	...	2,656,019	...	2,686,445
Other	...	404,663	...	137,929	...	77,746	...	176,474	...	205,643
Nuts	...	382,165	...	373,024	...	488,853	...	381,063	...	604,802
Furniture of metal	...	527,043	...	364,519	...	449,530	...	396,553	...	449,914
Furs and fur skins	...	7,139,221	...	7,742,890	...	9,207,770	...	14,504,635	...	10,473,517
German silver	...	27,244	...	12,195	...	17,058	...	104,244	...	...
Glass and glassware	...	2,604,717	...	2,505,417	...	2,173,193	...	2,805,401	...	3,246,391

UNITED STATES.

(Includes Alaska, Hawaii and Porto Rico.)

TOTAL Quantities and Values of the Principal Articles of United States Produce Exported, &c.—*Continued.*

ARTICLES.	1906-7.		1907-8.		1908-9.		1909-10.		1910-11.	
	Quantity.	Value.	Quantity.	Value.	Quantity.	Value.	Quantity.	Value.	Quantity.	Value.
		$		$		$		$		$
Glucose and grape sugar:—										
Glucose ..... Lbs.	151,629,441	3,017,527	98,608,192	1,898,652	92,652,409	1,938,406	112,730,639	2,623,131	137,461,782	2,596,220
Grape sugar ..... "			31,078,642	641,988	19,572,095	407,683	37,089,449	792,089	44,501,264	799,163
Glue ..... "	3,481,715	331,998	2,917,173	289,441	2,340,426	244,751	2,488,205	261,756	.....	.....
Graphite	.....	.....	.....	.....	.....	.....	.....	.....	.....	.....
Grease, grease scraps, and all soap stock	.....	5,473,623	.....	5,762,709	.....	4,814,901	.....	4,612,426	.....	5,177,581
Hair and manufactures of	.....	938,433	.....	1,165,475	.....	988,749	.....	1,142,845	.....	1,274,345
Hay ..... Tons	58,602	976,287	77,281	1,463,010	64,641	1,147,753	55,007	1,079,907	55,223	1,032,594
Hides and skins, other than fur skins ..... Lbs.	15,396,806	1,760,032	14,650,454	1,536,225	12,858,975	1,271,190	14,635,075	1,738,216	44,594,295	4,802,657
Honey	.....	93,690	.....	78,102	.....	85,578	.....	159,401	.....	.....
Hops ..... Lbs.	16,809,534	3,531,972	22,920,480	2,963,167	10,446,884	1,271,629	10,589,254	2,062,140	13,104,774	2,130,972
Household and personal effects	.....	3,928,946	.....	4,782,436	.....	4,397,152	.....	4,758,095	.....	7,094,366
India Rubber, manufactures of:—										
Belting, hose and packing	.....	1,253,369	.....	1,347,775	.....	1,498,445	.....	1,960,825	.....	2,163,416
Boots and shoes ..... Pairs.	2,310,420	1,231,898	3,080,253	1,614,290	2,396,435	1,292,673	3,791,081	1,984,739	3,984,312	2,219,430
Reclaimed ..... Lbs.	4,550,788	665,109	2,947,974	418,738	3,196,551	414,861	3,622,556	535,795	4,994,527	781,650
Scrap and old ..... "	4,756,621	548,695	4,255,789	449,727	4,071,795	402,897	6,143,610	578,944	7,049,728	725,664
All other	.....	3,729,643	.....	3,743,040	.....	3,823,956	.....	5,115,331	.....	6,564,402
Ink	.....	478,766	.....	458,485	.....	479,289	.....	518,606	.....	612,034
Instruments and apparatus for scientific purposes—										
Electrical appliances, including telegraph and telephone instruments	.....	8,262,640	.....	6,754,217	.....	6,074,865	.....	8,694,132	.....	10,702,827
Photographs, graphophones, gramophones and records and materials for	.....	5,398,815	.....	4,823,793	.....	2,852,429	.....	2,381,172	.....	2,983,686
All other							.....	1,460,339	.....	1,718,685

Iron and steel, and manufactures of—										
Bar iron ..... Lbs.	92,924,812	1,889,348	29,265,180	583,723	26,039,826	478,357	35,931,418	648,965	40,451,028	691,770
Bars or rods of steel—										
Wire rods ..... "	22,959,320	450,863	14,636,583	257,225	28,481,770	428,824	55,870,980	789,193	39,776,802	529,204
Other ..... "	117,152,003	2,640,335	141,407,518	3,065,913	117,976,632	2,220,409	202,734,049	3,468,473	275,177,919	4,486,705
Billets, ingots, blooms of steel ..... Tons	113,866	2,628,555	92,893	2,399,148	109,331	2,500,541	51,554	1,192,565	186,540	4,099,572
Builder's hardware and tools—										
Locks, hinges, and other builder's hardware	.....	6,421,471	.....	6,174,954	.....	5,460,824	.....	6,561,153	.....	7,759,509
Saws	.....	817,681	.....	969,977	.....	766,224	.....	919,483	.....	1,137,787
Tools, N.E.S	.....	7,775,551	.....	8,135,397	.....	5,909,529	.....	6,679,803	.....	8,167,517
Car wheels ..... No.	40,244	335,571	44,535	364,938	54,944	439,356	50,689	410,291	46,891	367,453
Castings, N.E.S	.....	2,665,413	.....	2,231,663	.....	1,479,421	.....	2,061,028	.....	3,213,737
Cutlery	.....	649,742	.....	813,247	.....	859,680	.....	906,683	.....	1,083,891
Firearms	.....	2,769,917	.....	2,669,489	.....	1,682,687	.....	2,373,662	.....	2,916,217
Hoop, band and scroll ..... Lbs.	13,184,674	267,939	19,173,727	409,870	7,723,780	179,227	11,734,506	259,924	.....	.....
Iron ore ..... Tons	238,125	674,184	292,802	880,437	401,567	1,264,048	544,314	1,637,019	737,568	2,496,291
Machinery, machines, and parts of—										
Cash registers ..... No.	23,915	2,488,324	25,030	2,341,719	31,336	2,629,783	31,481	2,920,517	35,391	3,224,886
Electrical machinery	.....	9,005,766	.....	8,495,219	.....	6,449,526	.....	6,048,263	.....	8,024,628
Laundry machinery	.....	721,622	.....	658,602	.....	622,365	.....	831,614	.....	1,233,613
Metal-working machinery	.....	9,369,056	.....	8,696,235	.....	3,610,034	.....	5,575,503	.....	9,626,965
Mining machinery	.....	5,890,788	.....	5,097,525	.....	4,015,799	.....	5,400,420	.....	7,017,486
Printing presses, and parts of	.....	2,080,837	.....	1,688,817	.....	1,533,436	.....	2,065,299	.....	2,854,210
Pumps and pumping machinery	.....	3,896,681	.....	3,334,113	.....	2,672,952	.....	3,110,908	.....	3,562,458
Sewing machines, and parts of	.....	8,092,518	.....	7,734,139	.....	5,904,029	.....	7,513,852	.....	9,039,840
Shoe machinery	.....	1,299,166	.....	1,199,086	.....	973,188	.....	1,239,789	.....	1,633,670
Steam engines, and parts of—										
Locomotives ..... No.	972	9,093,111	753	8,626,574	353	3,497,650	310	2,404,619	416	3,953,648
Stationery ..... "	7,915	2,190,557	9,635	2,959,869	12,705	2,989,540	16,346	3,098,785	22,172	4,042,793
Traction ..... "	.....	.....	.....	.....	597	1,007,630	1,178	2,333,803	1,971	3,627,837
All other	.....	3,076,761	.....	2,964,911	.....	2,629,963	.....	3,741,290	.....	4,424,303
Typewriting machines and parts of	.....	6,274,439	.....	6,495,756	.....	6,899,069	.....	8,239,510	.....	9,778,498
Windmills and parts of	.....	999,069	.....	1,354,900	.....	1,196,508	.....	1,484,813	.....	1,929,991
Woodworking machinery	.....	1,197,663	.....	1,310,027	.....	874,475	.....	1,242,841	.....	1,827,963
All other	.....	21,379,254	.....	26,524,499	.....	19,677,864	.....	22,247,535	.....	26,135,194
Nails and spikes ..... Lbs.	123,950,869	3,082,589	107,063,432	2,840,940	92,887,083	2,184,630	120,018,728	2,725,934	162,158,648	3,536,590
Pig iron ..... Tons	85,000	1,634,923	52,518	1,028,567	50,178	816,532	79,771	1,353,589	152,807	2,475,696
Pipes and fittings ..... Lbs.	288,017,723	8,331,267	377,642,783	11,273,289	289,953,501	7,990,885	366,859,763	9,574,748	404,708,307	10,735,167
Rails for railways, of steel. Tons	291,322	8,384,240	278,867	8,803,082	234,128	6,918,856	369,578	10,546,180	391,428	11,377,444
Safes ..... No.	5,756	353,502	6,203	317,399	4,913	254,876	6,758	351,835	8,971	496,437
Scales and balances	.....	976,383	.....	984,695	.....	751,230	.....	834,890	.....	1,061,388
Scrap and old, fit only for remanufacture ..... Tons	22,152	345,877	20,518	323,345	29,029	407,681	18,448	281,825	59,505	794,686

UNITED STATES.

(Includes Alaska, Hawaii and Porto Rico.)

QUANTITIES and Values of the Principal Articles of the United States Produce Exported, &c.—*Continued.*

ARTICLES.	1906-7.		1907-8.		1908-9.		1909-10.		1910-11	
	Quantity.	Values.	Quantity.	Values.	Quantity.	Values.	Quantity.	Values.	Quantity.	Value.
Iron and steel and mfrs. of—*Con.*		$		$		$		$		$
Sheets and plates—										
Iron ..... Lbs.	66,348,460	2,060,427	94,133,746	2,959,857	131,393,880	3,834,567	214,192,501	5,860,526	232,552,215	6,545,585
Steel ..... "	219,957,957	4,519,779	135,536,753	3,496,451	177,477,074	3,917,080	312,322,699	6,120,065	449,306,652	8,563,840
Tin plates, terneplates and taggers tin ..... "	19,894,288	776,554	33,622,717	1,309,281	11,411,104	396,021	26,168,315	912,171	70,199,298	2,489,094
Stoves, ranges and parts of	.....	1,342,617	.....	1,258,598	.....	1,012,182	.....	1,294,797	.....	1,582,387
Structural iron and steel.. Tons	125,132	6,954,818	134,299	7,623,230	101,653	5,144,030	120,228	5,800,551	176,085	8,683,851
Wire—Barbed ..... Lbs.	361,180,210	8,482,074	351,591,198	8,849,384	150,750,063	3,752,964	168,046,025	4,322,311	185,811,560	4,643,391
All other.. ..... "					164,124,420	3,540,672	181,388,431	4,074,655	254,271,134	5,556,577
All other iron and steel.....	.....	14,917,795	.....	15,356,529	.....	14,410,261	.....	18,908,525	.....	23,201,134
Jewellery, and mfrs. of gold and silver..	.....	2,060,141	.....	1,496,086	.....	1,259,790	.....	1,444,388	.....	1,822,698
Lamps, chandeliers, &c., except electric.....	.....	1,875,869	.....	1,827,216	.....	1,715,939	.....	2,273,355	.....	2,661,702
Lead, and manufactures of.....	.....	599,300	.....	695,730	.....	581,118	.....	481,333	.....	729,960
Leather and mfrs. of—										
Unmanufactured—										
Sole leather..... Lbs.	31,900,868	7,021,313	31,189,897	6,593,950	33,002,746	6,887,298	38,332,247	8,307,880	38,689,393	8,301,581
Upper leather..	.....	22,306,391	.....	18,371,620	.....	21,366,259	.....	26,914,192	.....	25,783,978
All other unmanufactured....	.....	2,727,513	.....	2,004,022	.....	2,159,542	.....	2,192,102	.....	2,141,424
Manufactured—										
Boots and shoes.. ..... Pairs	5,833,914	10,666,649	6,552,412	11,469,559	6,176,579	10,305,814	7,257,145	12,408,575	8,061,347	13,746,842
All other manufactured	.....	2,751,803	.....	2,249,468	.....	2,255,882	.....	2,824,005	.....	2,726,548
Lime..... Bbls	128,347	96,586	134,295	95,255	110,868	81,701	143,150	109,600	.....	.....
Malt..... Bush.	114,515	278,448	221,991	201,554	163,230	147,258	156,197	129,088	.....	.....
Marble and stone	.....	1,133,123	.....	1,248,996	.....	1,195,759	.....	1,447,989	.....	1,690,180
Matches.....	.....	71,035	.....	68,426	.....	92,280	.....	80,877	.....	.....
Meat and dairy products—										
Meat products—										
Beef products—										
Beef, canned ..... Lbs.	15,809,826	1,615,808	23,376,447	2,167,875	14,895,527	1,645,822	14,804,596	1,678,452	10,824,504	1,254,979
" fresh ..... "	281,651,502	26,367,287	201,154,105	20,339,377	122,952,671	12,698,594	75,729,666	7,733,751	12,510,731	1,478,401

Beef, salted or pickled.. Lbs.	62,645,281	3,740,212	46,958,367	3,213,480	44,494,210	3,438,048	36,554,266	2,744,886	40,283,749	3,501,179
" other cured. .... "	1,053,287	107,956	937,720	106,470	294,853	31,319	317,047	38,815		
Tallow . ..... "	127,857,739	7,182,688	91,397,507	5,399,219	53,332,767	3,000,366	29,379,992	1,779,615	29,813,154	1,933,681
Hog products—										
Bacon..... "	250,418,699	26,470,972	241,189,929	25,481,246	244,578,674	25,920,490	152,163,107	18,381,050	156,675,310	21,211,605
Hams and shoulders, cured..... "	209,481,496	23,698,207	221,763,634	25,167,059	212,170,224	23,526,307	146,885,385	17,837,375	157,709,316	20,708,882
Pork, canned ..... "	2,710,369	287,460	4,957,022	532,442	5,759,930	620,193	4,062,022	459,843	4,010,862	483,959
" fresh..... "	11,467,779	1,143,886	16,374,468	1,551,450	9,555,315	938,025	1,040,278	126,888	1,355,378	159,654
" pickled..... "	166,427,409	15,167,058	149,505,937	13,332,654	52,354,980	4,599,431	40,031,599	4,421,844	45,729,471	4,944,448
Lard.... ..... "	627,559,660	57,497,980	603,413,770	54,789,748	528,722,933	52,712,569	362,927,671	43,301,156	476,107,857	52,509,217
Lard compounds, and other substitutes for lard..... "	80,148,861	6,166,910	75,183,210	6,035,418	75,183,196	6,115,307	71,556,603	6,887,738	73,754,400	7,070,967
Mutton ..... "	822,998	83,874	1,185,040	117,688	1,498,674	141,564	1,989,472	213,477	2,160,259	219,517
Oleo oil and neutral lard "	195,337,176	16,819,933	212,541,157	19,278,476	179,985,246	19,126,741	126,091,675	14,305,080	176,563,718	17,793,056
Oléomargarine, imitation butter.... ..... "	5,397,609	520,406	2,938,175	299,746	2,889,058	293,635	3,418,632	349,972	3,794,939	408,459
Poultry and game.....	.....	1,086,618	.....	881,792	.....	848,644	.....	599,548	.....	981,805
Sausage and sausage meat .. . . Lbs.	8,000,973	925,877	8,367,495	969,472	8,538,058	997,655	5,072,255	627,669	6,051,544	796,241
Sausage casings..... "	.....	3,422,271	.....	3,959,384	.....	3,520,191	35,418,957	4,503,339	38,678,829	5,272,016
All other meat products	.....	3,453,879	.....	3,924,511	.....	2,843,553	.....	2,391,861	.....	2,377,855
Dairy products—										
Butter..... ... Lbs.	12,544,777	2,429,489	6,463,061	1,407,962	5,981,265	1,268,210	3,140,545	785,771	4,877,797	1,059,432
Cheese. ..... "	17,285,230	2,012,626	8,439,031	1,092,053	6,822,842	857,091	2,846,709	441,017	10,366,008	1,288,279
Milk condensed ..... "	.....	2,191,111	.....	2,455,186	.....	1,375,104	13,311,318	1,023,633	12,180,445	936,105
Metal polish.....	.....	97,496	.....	105,412	.....	114,300	.....	109,698	.....	.....
Motor boats. ..... No.	327	180,708	384	330,203	416	356,211	569	353,576	663	381,940
Musical instruments, and parts of—										
Organs..... ..... No.	12,751	898,472	11,637	750,905	9,084	675,454	9,450	721,913	9,135	667,073
Pianos .. .. "	3,815	897,340	4,341	1,060,195	3,475	804,696	4,966	1,163,467	5,617	1,307,250
Pianolas, and other piano players ..... "	2,482	585,763	3,153	842,889	1,917	463,153	2,735	739,265	2,876	795,461
All other and parts of.....	.....	874,488	.....	717,532	.....	676,469	.....	557,698	.....	701,617
Naval stores—										
Rosin ..... Bbls.	2,560,966	11,327,091	2,712,732	11,395,126	2,170,177	8,004,838	2,141,318	9,753,488	2,189,607	14,067,335
Tar, turpentine and pitch "	36,622	117,778	28,139	100,322	21,106	78,251	40,037	118,238	49,380	187,183
Turpentine, spirits of .. Galls.	15,854,676	10,241,883	19,532,583	10,146,151	17,502,028	7,018,058	15,587,737	8,780,236	14,817,751	10,768,202
Nickel and manufactures of.....	.....	3,467,466	.....	2,971,638	.....	3,407,259	.....	4,613,705	.....	.....
Notions, including buttons.	.....	204,281	.....	198,226	.....	312,463	.....	522,534	.....	.....
Nursery stock.....	.....	225,339	.....	247,844	.....	317,827	.....	324,136	.....	337,988
Oil cake and oil-cake meal.. Cwt.	20,637,123	26,415,627	16,915,505	21,866,761	19,697,488	25,836,134	13,415,143	19,251,012	14,476,565	19,631,927
Oilcloths	.....	353,808	.....	359,801	.....	359,764	.....	482,086	.....	493,902
Oils—										
Animal or rendered.....Galls.	1,687,126	655,261	1,205,308	612,336	1,176,124	589,603	2,216,713	903,001	1,181,630	788,869
Mineral—Crude. .... "	128,175,737	6,626,896	135,223,575	6,465,114	169,855,309	6,907,525	168,903,985	5,277,181	185,190,761	5,417,513
Refined ..... "	1,122,254,721	78,228,819	1,308,313,993	97,651,326	1,391,816,027	99,092,112	1,377,163,999	93,813,031	1,431,349,985	92,698,003

UNITED STATES.

(Includes Alaska, Hawaii and Porto Rico.)

QUANTITIES and Values of the Principal Articles of the United States Produce Exported, &c.—*Continued.*

ARTICLES.	1906-7.		1907-8.		1908-9.		1909-10.		1910-11.	
	Quantity.	Values.	Quantity.	Values.	Quantity.	Values.	Quantity.	Values.	Quantity.	Values.
Oils—*Con.*		$		$		$		$		$
Vegetable—										
Fixed or expressed—										
Cotton seed ..... Lbs.	.....	17,074,403	307,649,933	17,226,451	383,154,968	20,851,380	223,955,002	14,798,063	225,520,944	17,127,369
Other	.....	1,718,606	.....	1,835,196	.....	1,683,816	.....	1,142,759	.....	2,031,241
Volatile or essential	.....	757,505	.....	572,320	.....	562,854	.....	538,479	.....	646,622
Paints, pigments and colours	.....	3,931,899	.....	4,001,824	.....	3,959,080	.....	4,726,565	.....	5,244,456
Paper, and manufactures of										
Books, maps, engravings, etchings	.....	5,813,107	.....	6,107,053	.....	6,351,415	.....	7,088,994	.....	8,853,998
Paper hangings	.....	297,357	.....	283,762	.....	266,735	.....	297,307	.....	372,375
Playing cards	.....	184,747	.....	175,217	.....	195,851	.....	221,532	.....	297,829
Printing paper ..... Lbs.	120,090,056	3,514,281	69,261,799	2,140,352	72,187,114	2,178,333	92,738,379	2,766,579	126,789,850	3,689,553
Writing paper and envelopes	.....	1,200,742	.....	1,088,782	.....	1,068,765	.....	1,267,117	.....	1,200,168
All other	.....	4,659,606	.....	4,376,593	.....	3,953,451	.....	4,441,742	.....	4,801,576
Paraffine and paraffine wax. Lbs.	185,511,773	9,030,992	178,709,678	8,710,929	137,403,569	6,445,917	196,982,550	7,886,359	218,592,330	7,378,736
Pencils, lead and slate	.....	292,678	.....	374,193	.....	334,737	.....	380,315	.....	.....
Pens and penholders	.....	153,529	.....	182,399	.....	161,904	.....	147,114	.....	.....
Perfumery and cosmetics, and other toilet preparations	.....	604,822	.....	620,230	.....	683,253	.....	824,460	.....	1,009,359
Photographic goods	.....	1,089,826	.....	2,840,333	.....	4,184,716	.....	4,765,155	.....	7,142,603
Plaster, builders' and common	.....	159,252	.....	159,142	.....	146,048	.....	225,726	.....	.....
Platedware	.....	837,451	.....	726,983	.....	645,924	.....	818,444	.....	956,018
Plates, stereotype and electrotype	.....	107,581	.....	59,511	.....	58,109	.....	95,662	.....	.....
Platinum	.....	51,699	.....	17,791	.....	14,168	.....	43,373	.....	.....
Quicksilver ..... Lbs.	496,390	243,647	210,821	119,761	286,518	153,566	467,434	256,084	.....	.....
Rags and other paper stock. "	.....	485,112	.....	733,775	.....	975,502	67,921,078	1,921,121	85,290,314	2,597,539
Rice ..... "	2,443,008	84,681	2,195,947	87,687	1,566,531	60,814	7,049,597	222,244	15,575,274	623,572
Salt ..... "	64,053,083	235,582	52,106,865	199,852	66,474,294	237,973	83,816,808	286,363	.....	.....
Sand	.....	79,409	.....	97,692	.....	70,266	.....	114,940	.....	.....
Seeds—										
Clover ..... Lbs.	3,989,798	420,104	3,547,747	579,199	16,186,133	1,706,780	6,977,685	832,672	4,359,167	577,929
Timothy ..... "	18,616,834	813,224	25,550,134	1,247,960	23,346,614	1,009,55	27,113,056	1,115,526	9,307,428	817,377

All other		8,861,281		6,856,529		2,540,286		1,537,216		1,079,760
Shells		98,238		94,886		96,956		98,591		
Silk—Waste ... Lbs.	129,078	37,709	198,736	49,881	309,553	77,944	266,207	64,528		
Manufactures of		670,189		729,368		847,891		1,097,593		1,538,543
Soap—Toilet or fancy		1,144,879		1,241,953		1,130,723		1,479,870		1,741,971
All other.. ... Lbs.	65,183,460	2,661,218	51,108,178	2,165,267	53,150,427	2,341,708	45,716,414	2,140,676	47,581,259	2,305,010
Spices		50,111		43,587		38,444		52,755		
Spirits, wines and malt liquors—										
Malt liquors		1,215,340		1,020,172		1,010,787		951,183		1,075,569
Spirits, distilled ... Pf. galls.	1,700,309	1,827,757	1,507,237	1,816,287	1,509,132	1,883,967	1,635,639	1,978,096	1,398,964	1,885,491
Wines		271,481		225,990		201,418		224,911		518,536
Sponges ... Lbs.	136,301	114,354	247,518	168,426	248,893	195,427	260,654	225,138		
Starch.. ... "	51,334,580	1,126,465	48,125,851	1,142,054	33,228,278	780,155	51,535,570	1,274,773	158,239,178	3,137,552
Straw and palm leaf, manufactures		602,707		455,834		478,001		634,330		724,850
Sugar, molasses, and confectionery—										
Molasses ... Galls.	3,193,322	297,493	3,320,419	425,757	3,973,908	440,225	1,505,355	216,336	3,386,811	354,108
Syrup ... "	14,115,819	2,050,964	13,181,095	1,961,670	13,865,756	2,243,201	13,457,307	2,258,640	12,001,799	1,752,118
Sugar ... Lbs.	21,237,603	831,162	25,510,613	974,184	79,946,297	2,785,076	125,507,022	5,398,060	51,947,447	2,244,379
Confectionery		793,741		706,746		716,727		784,629		990,125
Theatrical effects		422,715		225,282		225,727		175,424		
Tin, manufactures of		1,181,534		1,011,733		772,690		879,813		999,796
Tobacco, and manufactures of—										
Unmanufactured ... Lbs.	340,742,861	33,377,398	330,812,658	34,727,157	287,900,946	30,902,900	357,196,074	38,115,386	355,327,072	39,255,320
Manufactured..		5,735,613		4,736,522		4,701,617		4,803,101		4,383,584
Toys		693,378		733,274		1,098,187		1,670,046		1,013,104
Trunks, valises and travelling bags		297,569		261,522		222,728		286,821		
Type ... Lbs.	676,237	243,208	561,555	214,136	541,026	189,866	725,901	245,096		
Varnish ... Galls.	916,848	961,291	913,704	940,699	838,007	821,027	1,017,284	976,238	1,074,264	1,050,290
Vegetables—										
Beans and dried pease ... Bush.	435,490	932,264	306,939	708,201	298,209	702,819	365,721	973,231	288,638	814,663
Onions ... "	257,747	217,582	174,820	184,166	366,989	318,051	254,255	208,134	234,289	224,037
Potatoes (not including sweet potatoes) ... "	1,530,461	1,278,034	1,203,894	1,077,612	763,651	715,701	999,476	759,277	2,383,887	1,535,630
Vegetables, canned		598,628		621,987		728,111		782,973		1,061,259
All other (including pickles and sauces)		981,325		1,303,328		1,295,784		1,483,704		1,909,502
Vinegar ... Galls.	81,752	13,274	109,263	15,841	106,903	15,100	114,747	12,861		
Vulcanized fibre		26,862		267,619		276,066		292,089		
Wax, and manufactures of				89,368		82,691		88,450		
Whalebone ... Lbs.	85,868	368,543	53,167	210,444	67,331	233,692	89,768	296,572		
Wood, and manufactures of—										
Unmanufactured—										
Logs and other round timber						2,816,863		3,432,635		4,278,249
Firewood and all other unmanufactured		3,645,180		4,337,766		479,996		460,210		275,870
Timber—Hewn ... Cu. ft.	3,278,110	890,106	4,883,506	1,316,465	2,950,528	839,011	3,245,196	825,192	2,673,887	770,123
Sawn ... M. ft.	600,865	13,101,178	463,440	11,040,677	383,309	8,414,519	451,721	9,852,027	499,547	11,476,732
Lumber—Boards, deals, planks ... M. ft.	1,623,964	39,861,352	1,548,130	35,607,508	1,357,822	29,056,579	1,684,489	36,774,219	2,031,608	43,756,177

UNITED STATES.

(Includes Alaska, Hawaii and Porto Rico.)

Quantities and Values of the Principal Articles of the United States Produce Exported etc.—*Concluded.*

Articles.	1906-7.		1907-8.		1908-9.		1909-10		1910-11	
	Quantity.	Values.	Quantity.	Values.	Quantity.	Values.	Quantity.	Values.	Quantity.	Values.
Wood and mfrs. of—*Con.*										
Unmanufactured—*Con.*		$		$		$		$		$
Lumber—*Con.*										
Joists and scantling..M. ft.	34,851	752,152	27,332	581,718	22,122	378,914	26,272	507,853	29,357	520,358
Shingles.....M.	18,256	53,261	20,483	75,535	14,104	61,784	17,292	53,371	32,308	94,339
Shooks.....	.....	2,349,319	.....	2,674,317	.....	2,919,881	.....	2,776,224	.....	2,771,678
Staves.....No.	51,120,171	5,127,522	61,696,949	6,016,690	52,583,016	5,524,199	49,783,771	4,673,085	65,725,595	5,666,854
Heading.....	.....	157,553	.....	176,430	.....	154,766	.....	223,038	.....	288,369
All other lumber.....	.....	3,578,452	.....	5,216,854	.....	5,461,866	.....	5,355,245	.....	6,328,902
Manufactured—										
Doors, sash and blinds.....	.....	527,551	.....	479,266	.....	534,534	.....	678,044	.....	835,105
Furniture, N. E. S.	.....	5,377,768	.....	5,631,325	.....	4,293,904	.....	5,572,191	.....	6,266,391
Hogsheads and barrels, empty	.....	345,980	.....	267,059	.....	282,654	.....	565,039	.....	.....
Trimmings, mouldings, and other house finishings..	.....	755,854	.....	700,306	.....	497,853	.....	587,147	.....	805,424
Woodenware	.....	528,720	.....	490,582	.....	452,765	.....	499,955	.....	603,329
Wood pulp.....Lbs.	25,079,946	498,552	23,845,732	519,625	20,650,756	448,960	17,297,389	360,057	18,067,409	371,233
All other manufactures of .	.....	5,799,075	.....	6,389,182	.....	5,218,384	.....	5,618,271	.....	.....
Wool, and manufactures of										
Wool, raw.....Lbs.	214,840	48,820	182,458	42,104	28,376	4,668	47,520	10,077	.....	.....
Manufactures of										
Wearing apparel	.....	1,688,778	.....	1,717,833	.....	1,420,125	.....	1,555,184	.....	1,450,475
All other manufactures of ..	.....	1,550,328	.....	501,982	.....	551,814	.....	814,099	.....	842,998
Yeast.	.....	38,465	.....	37,658	.....	56,455	.....	71,245	.....	.....
Zinc and manufactures of—										
Ore.....Tons	18,711	586,870	22,785	803,060	15,707	598,625	15,022	533,750	15,211	600,853
Dross .....Lbs.	31,206,336	1,028,302	18,171,461	480,907	15,560,277	500,518	9,182,593	347,747	8,674,999	348,955
Pigs, bars, plates and sheets "	4,935,200	316,658	1,040,252	192,395	6,012,531	295,799	1,816,289	117,554	12,894,298	702,211
All other manufactures of.....	.....	212,344	.....	129,670	.....	75,719	.....	79,330	.....	129,612
Total value of principal and other articles exported—										
United States Produce.....	.....	1,853,718,034	.....	1,834,786,357	.....	1,638,355,593	.....	1,710,083,998	.....	2,013,549,025
Foreign Produce.	.....	27,133,044	.....	25,986,989	.....	24,655,511	.....	34,900,722	.....	35,771,174
Total exports.....	.....	1,880,851,078	.....	1,860,773,346	.....	1,663,011,104	.....	1,744,984,720	.....	2,049,320,199

INDEX TO PART VII.

(See also Table of Contents.)

TRADE OF FOREIGN COUNTRIES.

PAGE.

Imports and Exports by Countries—Values:—
Alaska 2
Argentine Republic 3
Australian Commonwealth 11
Austria-Hungary 25
Bahamas 36
Barbados 40
Belgium 44
Bermuda 54
Brazil 58
British East Africa Protectorate 68
British Guiana 71
British Honduras 78
British India 82
British South Africa 93
Bulgaria 101
Ceylon 104
Chile 109
China 112
Colony and Protectorate of Southern Nigeria 119
Cyprus 123
Denmark 127
Egypt 132
Fiji 135
France 139
Germany 150
Gold Coast 169
Greece 173
Grenada 177
Hawaii 181
Holland 182
Italy 192
Jamaica 205
Japan 210
Leeward Islands 216
Mauritius 220
Mexico 225
Newfoundland (including Labrador) 231
New Zealand 238
Norway 248
Nyasaland Protectorate 254
Peru 256
Philippine Islands 261
Po to Rico 265
Portugal 266
Roumania 269
Russia 275
St. Lucia 280
St. Vincent 284
Servia 288
Sierra Leone 291
Somaliland Protectorate 295
Spain 298
Straits Settlements 306
Sweden 311
Switzerland 318
Trinidad 325
Uganda Protectorate 331
United Kingdom 334
United States 381

Exports of Principal Articles—Quantities and Values :— PAGE.

Argentine Republic
Australian Commonwealth 10
Austria-Hungary 22
Bahamas 32
Barbados 39
Belgium 43
Bermuda 50
Brazil 57
British East Africa Protectorate 67
British Guiana 70
British Honduras 77
British India 81
British South Africa 90
Bulgaria 99
Ceylon 103
Chile 108
China 111
Colony and Protectorate of Southern Nigeria 117
Cyprus 122
Denmark 126
Egypt 130
Fiji 134
France 138
Germany 146
Gold Coast 161
Greece 172
Grenada 176
Holland 180
Italy 188
Jamaica 200
Japan 209
Leeward Islands 214
Mauritius 219
Mexico 224
Newfoundland (including Labrador) 230
New Zealand 237
Norway 246
Nyasaland Protectorate 252
Peru 255
Philippine Islands 259
Portugal 264
Roumania 268
Russia 273
St. Lucia 278
St. Vincent 283
Servia 287
Sierra Leone 290
Somaliland Protectorate 294
Spain 297
Straits Settlements 304
Sweden 309
Switzerland 315
Trinidad 323
Uganda Protectorate 329
United Kingdom 333
United States 348
..... 396

Imports of Principal Articles—Quantities and Values :—

Argentine Republic
Australian Commonwealth 5
Autria Hungary 14
Bahamas 27
Barbados 37
Belgium 41
Bermuda 46
Brazil 55
British East Africa Protectorate 59
British Guiana 69
British Honduras 72
British India 79
British South Africa 84
Bulgaria 95
Ceylon 102
Chile 106
China 110
Colony and Protectorate of Southern Nigeria 114
..... 120

PAGE.

Imports of Principal Articles—Quantities and Values:—*Con.*

Cyprus 124
Denmark 128
Egypt 133
Fiji 136
France 141
Germany 153
Gold Coast 170
Greece 174
Grenada 178
Holland 184
Italy 194
Jamaica 206
Japan 211
Leeward Islands 217
Mauritius 222
Mexico 226
Newfoundland (including Labrador) 232
New Zealand 240
Norway 249
Nyasaland Protectorate 255
Peru 257
Philippine Islands 262
Portugal 267
Roumania 270
Russia 276
St. Lucia 281
St. Vincent 285
Servia 289
Sierre Leone 292
Somaliland Protectorate 296
Spain 300
Straits Settlements 307
Sweden 312
Switzerland 320
Trinidad 326
Uganda Protectorate 332
United Kingdom 338
United States 384